

# Speeding Up Cloud/Server Applications Using Flash Memory

Sudipta Sengupta and Jin Li  
Microsoft Research, Redmond, WA, USA

Contains work that is joint with Biplob Debnath (Univ. of Minnesota)

# Flash Memory

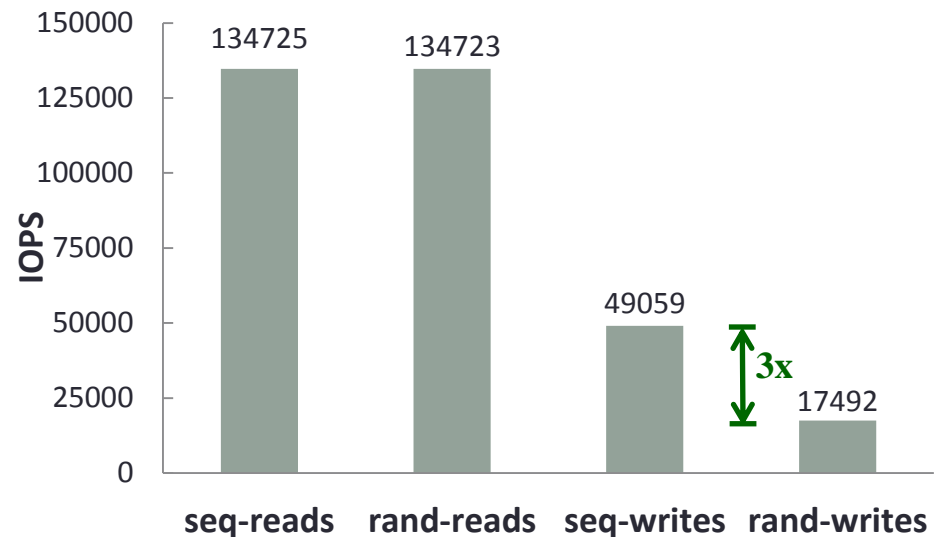

- ❖ Used for more than a decade in consumer device storage applications
- ❖ Very recent use in desktops and servers
  - New access patterns (e.g., random writes) pose new challenges for delivering sustained high throughput and low latency
  - Higher requirements in reliability, performance, data life
- ❖ Challenges being addressed at different layers of storage stack
  - Flash device vendors: device driver/firmware
  - System builders: OS and application layers, e.g., Focus of this talk

# Flash Aware Applications

- ❖ **System builders: Don't just treat flash as disk replacement**
  - Make the OS/application layer aware of flash
  - Exploit its benefits
  - Embrace its peculiarities and design around them
  - Identify applications that can exploit sweet spot between cost and performance
- ❖ **Device vendors: You can help by exposing more APIs to the software layer for managing storage on flash**
  - Can help to squeeze better performance out of flash with application knowledge
  - E.g., Trim(), newly proposed ptrim(), exists() from fusionIO

# Flash Memory: Random Writes

- ❖ Need to optimize the storage stack for making best use of flash
  - Random writes not efficient on flash media
  - Flash Translation Layer (FTL) cannot hide or abstract away device constraints



# Flash for Speeding Up Cloud/Server Applications

- ❖ **FlashStore [VLDB 2010]**
  - High throughput, low latency persistent key-value store using flash as cache above HDD, RAM footprint at about 6 bytes per k-v pair
- ❖ **SkimpyStash [ACM SIGMOD 2011]**
  - Key-value store with ultra-low RAM footprint at about 1-byte per k-v pair
- ❖ **ChunkStash [USENIX ATC 2010]**
  - Efficient index design on flash for high throughput data deduplication
- ❖ **BloomFlash [ICDCS 2011]**
  - Bloom filter design for flash
- ❖ **Flash as block level cache above HDD**
  - Either application managed or OS managed
  - SSD buffer pool extension in database server
  - SSD caching tier in cloud storage

# Key-Value Store Applications

- ❖ Low latency backend key-value store for cloud services
  - Online multiplayer gaming (Xbox LIVE)
  - Online data serving
  - SSD caching tier in cloud storage
- ❖ Buffer pool extension for database server
  - Reduce RAM buffer pool size
  - Better performance/cost ratios
- ❖ Chunk hash index for data deduplication
  - Mitigate index lookups bottlenecks to improve throughput

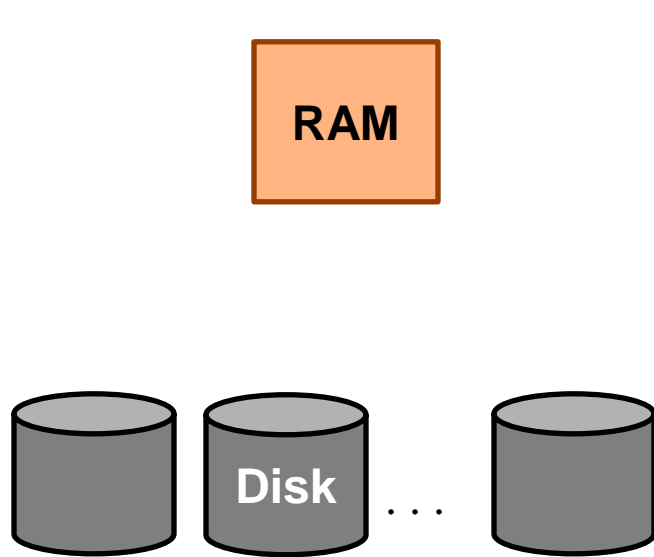
# FlashStore: High Throughput Persistent Key-Value Store

# Design Goals and Guidelines

- ❖ Support low latency, high throughput operations as a key-value store
- ❖ Exploit flash memory properties and work around its constraints
  - Fast random (and sequential) reads
  - Reduce random writes
  - Non-volatile property
- ❖ Low RAM footprint per key independent of k-v pair size
  - Target order of few bytes of RAM per k-v pair on flash

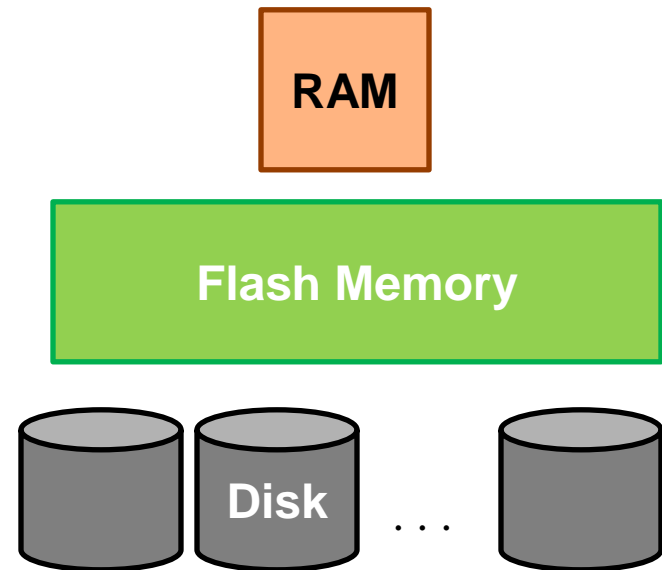
# FlashStore Design: Flash as Cache

- ❖ Low-latency, high throughput operations
- ❖ Use flash memory as cache between RAM and hard disk



**Current**

(bottlenecked by hard disk seek times ~ 10msec)

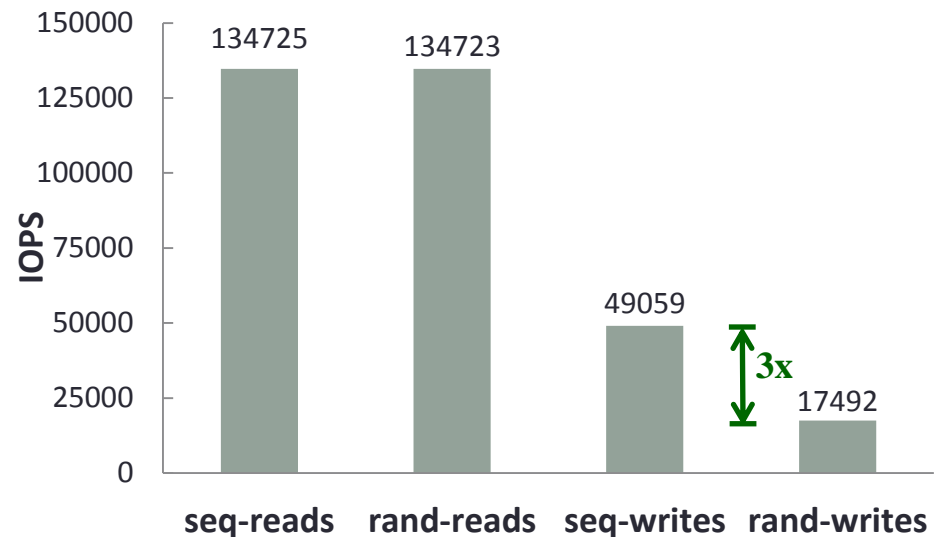



**FlashStore**

(flash access times are of the order of 10 -100  $\mu$ sec)

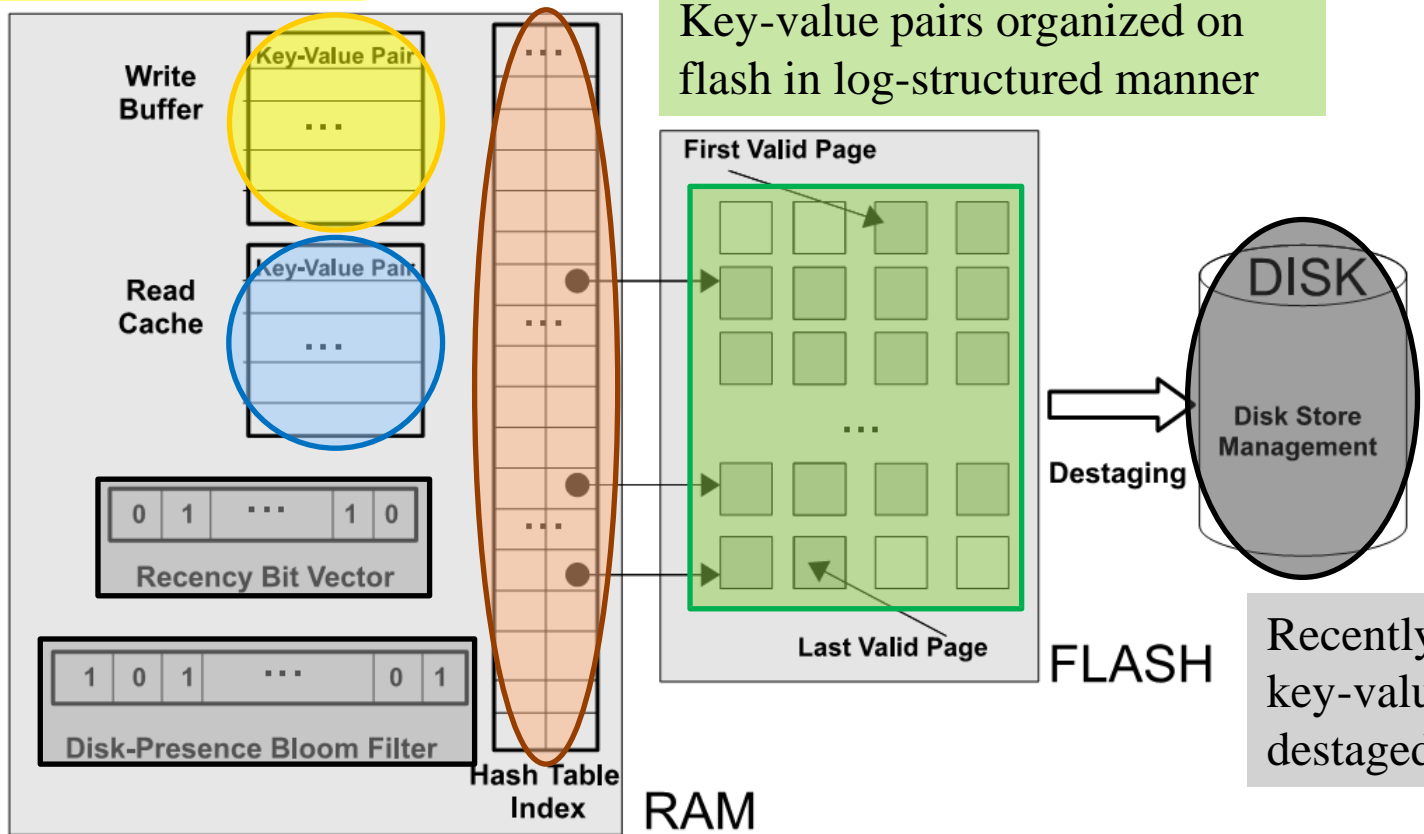
# FlashStore Design: Flash Awareness

- ❖ Flash aware data structures and algorithms
  - Random writes, in-place updates are expensive on flash memory
    - Flash Translation Layer (FTL) cannot hide or abstract away device constraints
  - Sequential writes, Random/Sequential reads great!
- ❖ Use flash in a log-structured manner



# FlashStore Architecture

RAM write buffer for aggregating writes into flash



Key-value pairs organized on flash in log-structured manner

Recently unused key-value pairs destaged to HDD

RAM read cache for recently accessed key-value pairs

Key-value pairs on flash indexed in RAM using a specialized space efficient hash table

# FlashStore Performance Evaluation

## ❖ Hardware Platform

- Intel Processor, 4GB RAM, 7200 RPM Disk, fusionIO SSD
- Cost without flash = \$1200
- Cost of fusionIO 80GB SLC SSD = \$2200 (circa 2009)

CPU		RAM		Flash (SSD)			Hard Disk (HDD)			Chassis
Type	Power	Size	Power	Type	Cost	Power	Type	Cost	Power	Cost
Intel Core 2 Duo E8500 @3.16GHz	65W	4GB	3.5W	fusionIO 80GB	\$2200	15W	Seagate Barracuda 250GB 7200rpm	\$50	12W	\$1150

## ❖ Trace

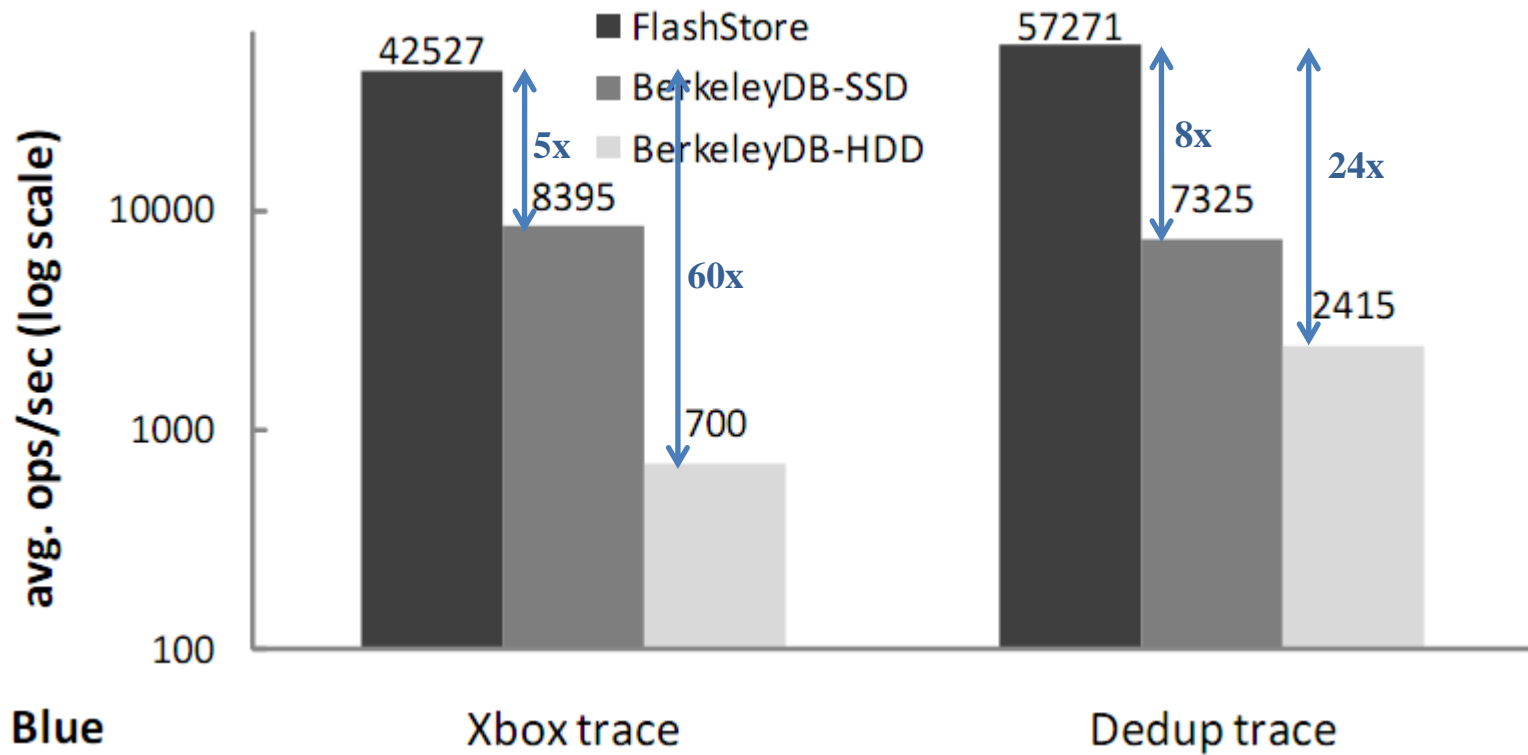
- Xbox LIVE Primetime
- Storage Deduplication

Trace	Total get-set ops	get:set ratio	Avg. size (bytes)	
			Key	Value
Xbox	5.5 million	7.5:1	92	1200
Dedup	40 million	2.2:1	20	44

# FlashStore Performance Evaluation

- ❖ How much better than simple hard disk replacement with flash?
    - Impact of flash aware data structures and algorithms in FlashStore
  - ❖ Comparison with flash unaware key-value store
    - FlashStore-SSD
    - BerkeleyDB-HDD
    - BerkeleyDB-SSD
    - FlashStore-SSD-HDD (evaluate impact of flash recycling activity)
- BerkeleyDB used as the flash unaware index on HDD/SSD

# Throughput (get-set ops/sec)



# Performance per Dollar

- ❖ From BerkeleyDB-HDD to FlashStore-SSD
  - Throughput improvement of  $\sim 40x$
  - Flash investment = 50% of HDD capacity (example)  
= 5x of HDD cost (assuming flash costs 10x per GB)
  - Throughput/dollar improvement of about  $40/6 \sim 7x$

# SkimpyStash: Ultra-Low RAM Footprint Key-Value Store on Flash

# Aggressive Design Goal for RAM Usage

- ❖ FlashStore uses 6 bytes in RAM per key-value pair on flash
- ❖ Target ~1 byte of RAM usage per key-value pair on flash
  - Tradeoff with key access time (#flash reads per lookup)
- ❖ Preserve log-structured storage organization on flash

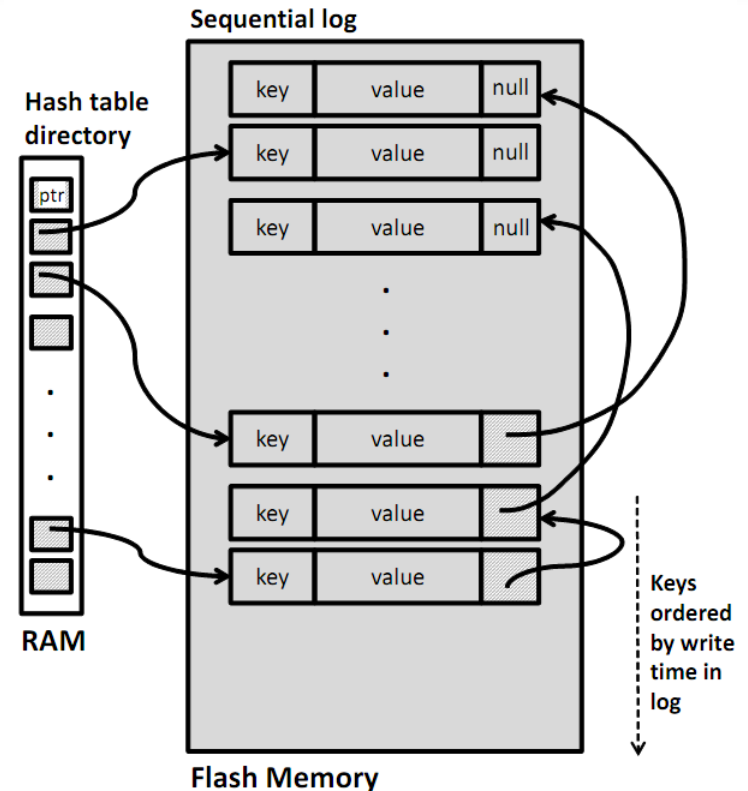
# SkimpyStash: Base Design

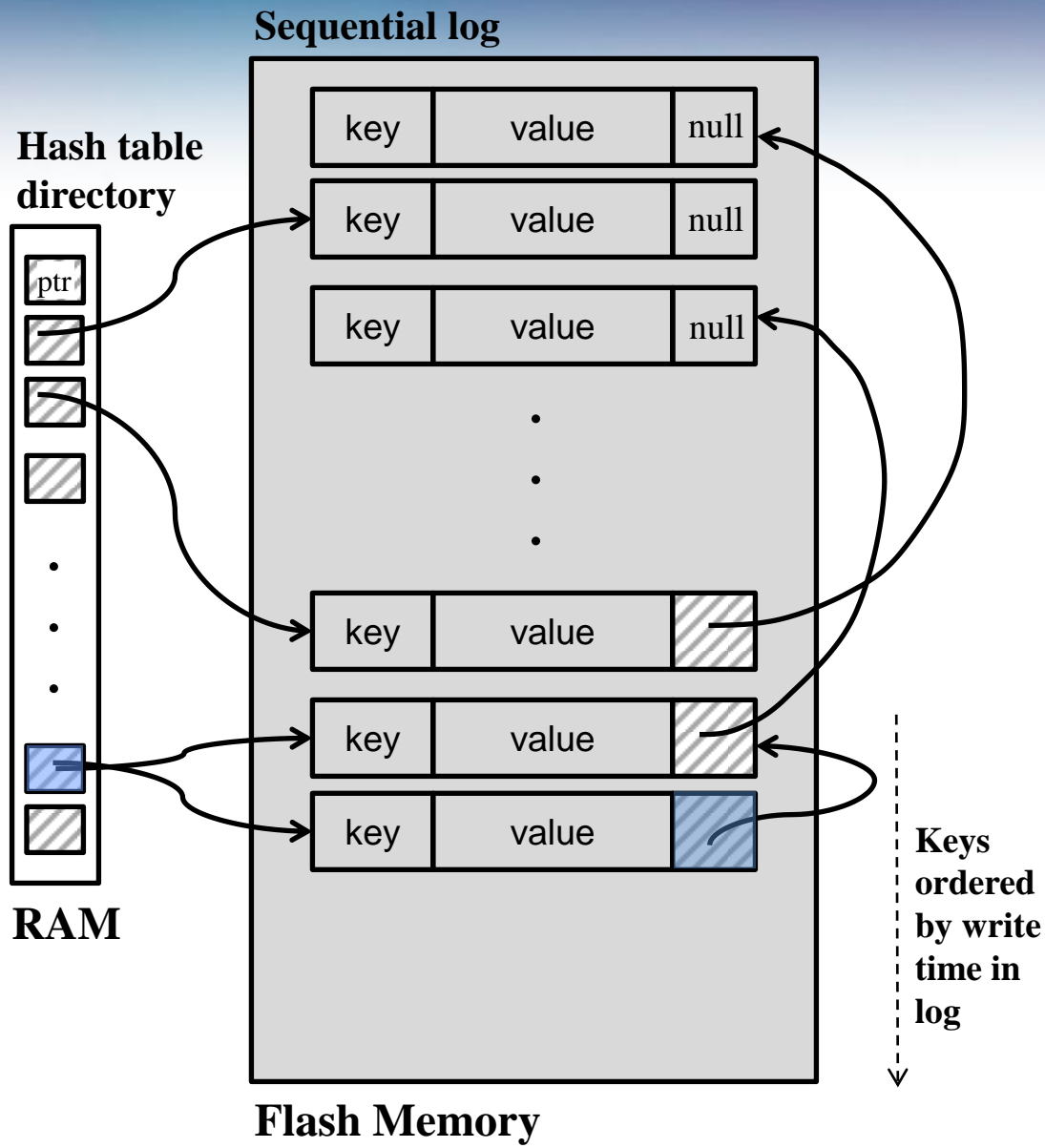
## ❖ Resolve hash table collisions using linear chaining

- Multiple keys resolving to a given hash table bucket are chained in a linked list

## ❖ Storing the linked lists on flash itself

- Preserve log-structured organization with later inserted keys pointing to earlier keys in the log
- Each hash table bucket in RAM contains a pointer to the beginning of the linked list on flash





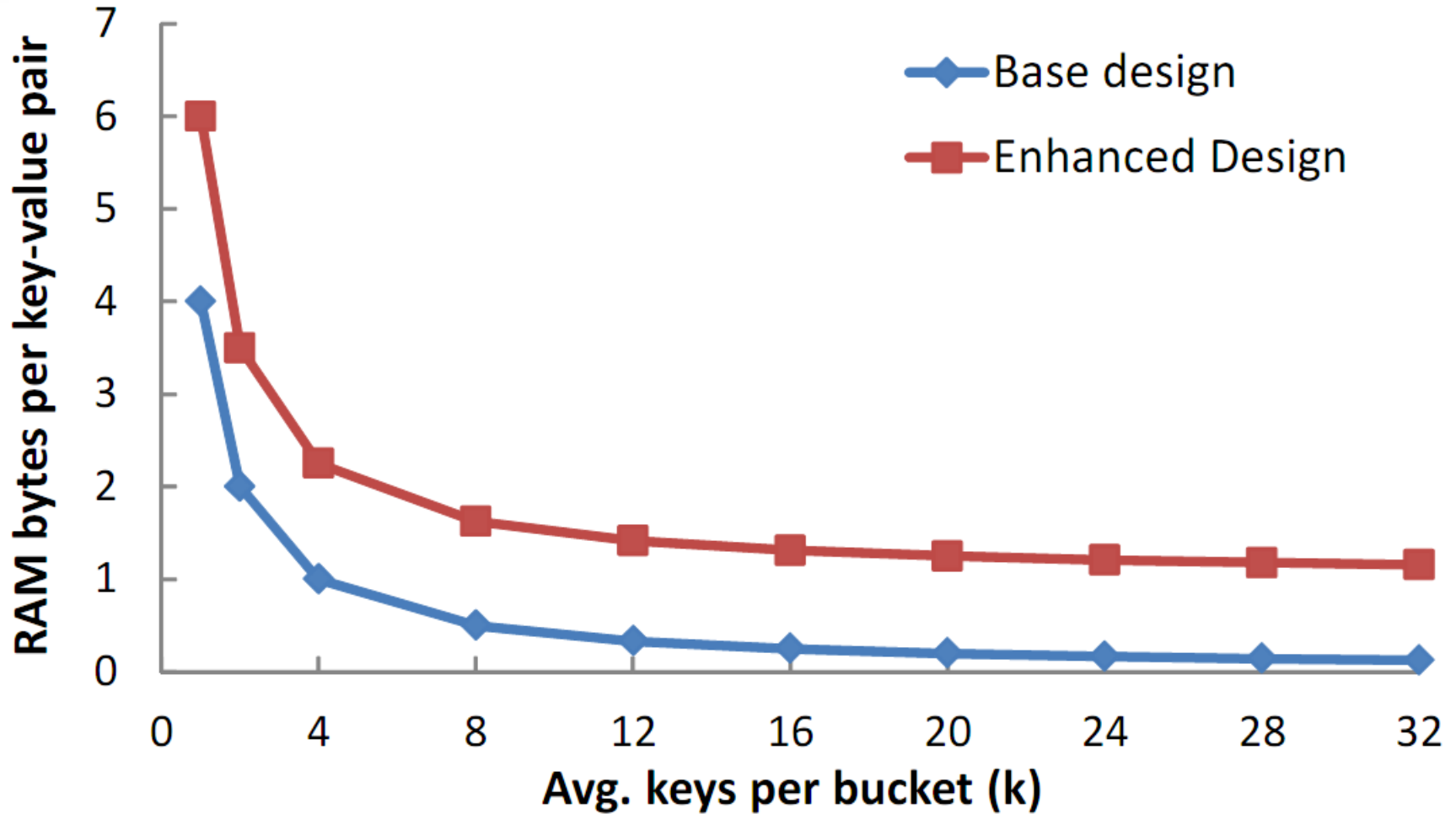
# SkimpyStash: Page Layout on Flash

- ❖ Logical pages are formed by linking together records on possibly different physical pages
  - Hash buckets do **not** correspond to whole physical pages on flash but to logical pages
  - Physical pages on flash contain records from multiple hash buckets
- ❖ Exploits random access nature of flash media
  - No disk-like seek overhead in reading records in a hash bucket spread across multiple physical pages on flash

# Base Design: RAM Space Usage

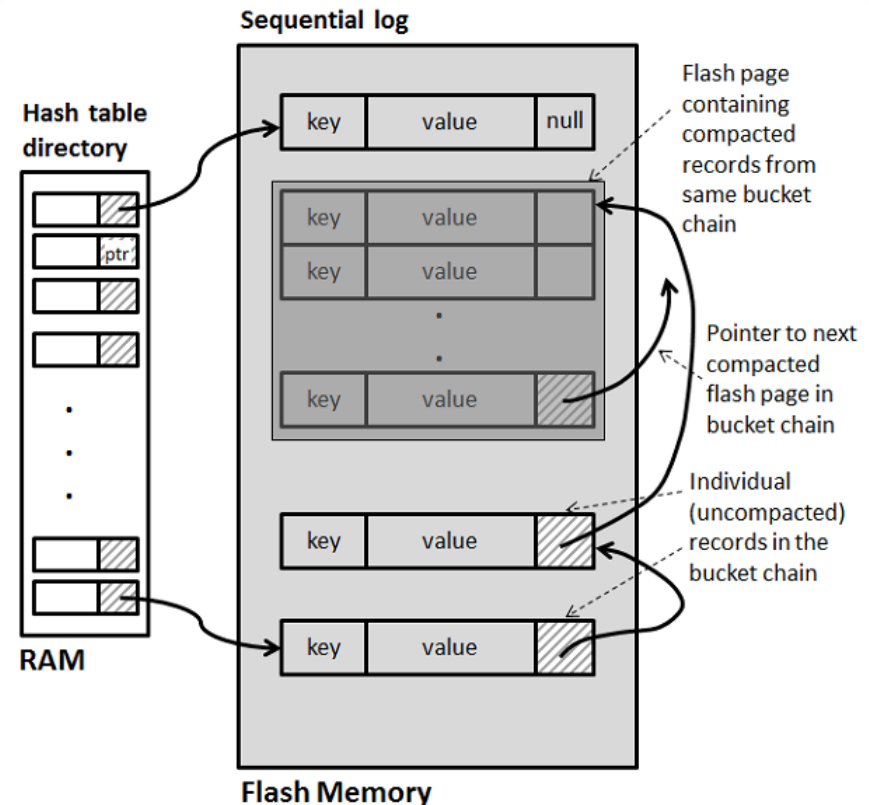
- ❖  $k$  = average #keys per bucket
  - Critical design parameter
- ❖  $(4/k)$  bytes of RAM per k-v pair
  - Pointer to chain on flash (4 bytes) per slot
- ❖ Example:  $k=10$ 
  - Average of 5 flash reads per lookup = ~50 usec
  - 0.5 bytes in RAM per k-v pair on flash

# The Tradeoff Curve



# Compaction to Improve Read Performance

- ❖ When enough records accumulate in a bucket to fill a flash page
  - Place them contiguously on one or more flash pages (m records per page)
  - Average #flash reads per lookup =  $\lceil k/2m \rceil$
- ❖ Garbage created in the log
  - Compaction
  - Updated or deleted records



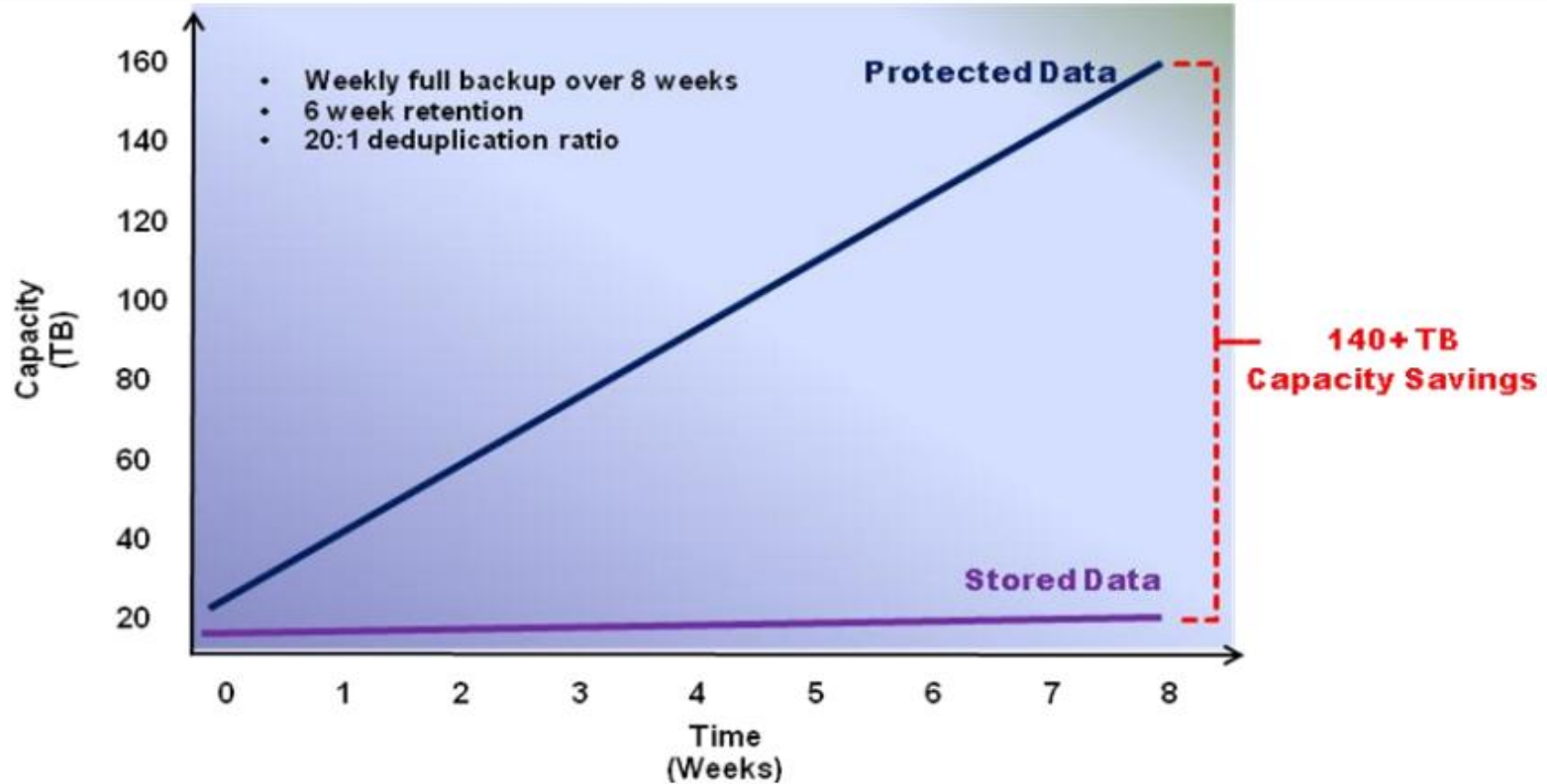
# ChunkStash: Speeding Up Storage Deduplication using Flash Memory

# Deduplication of Storage

- ❖ Detect and remove duplicate data in storage systems
  - Primary data or backup data
  - Storage space savings
  - Disk I/O and Network bandwidth savings
- ❖ Feature offering in many storage systems products
  - Data Domain, EMC, NetApp
- ❖ Deduplication needs to complete over short time windows
  - Throughput (MB/sec) important performance metric
- ❖ High-level techniques
  - Content based chunking, detect/store unique chunks only
  - Object/File level, Differential encoding

# Impact of Dedup Savings Across Full Backups

**FIGURE 3. DEDUPLICATION IMPACT**



Source: Data Domain white paper

# Content based Chunking

- ❖ Calculate Rabin fingerprint hash for each sliding window (16 byte)



101 100 000 001 010 101 010 010 010 110  
010 101 000 010 010 010 101 101 100 101

# Content based Chunking

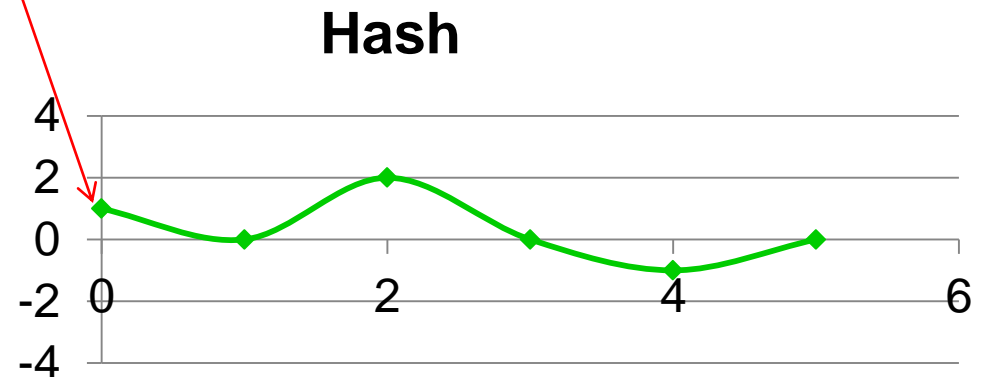
- ❖ Calculate Rabin fingerprint hash for each sliding window (16 byte)

101 100 000 001 010 101 010 010 010 110  
010 101 000 010 010 010 101 101 100 101

# Content based Chunking

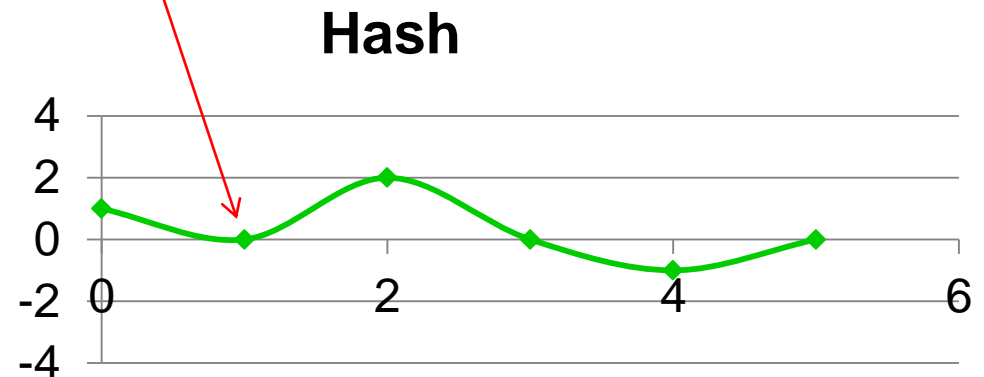
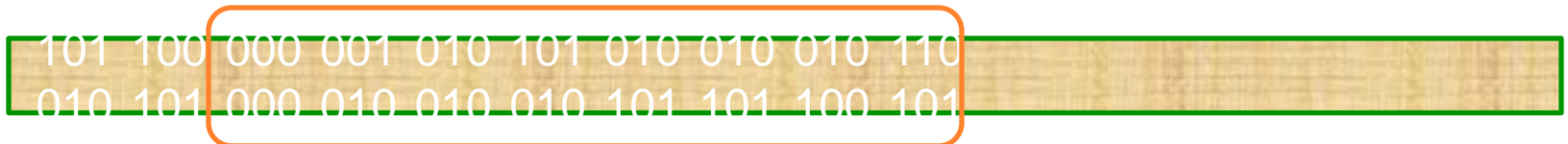
- ❖ Calculate Rabin fingerprint hash for each sliding window (16 byte)

101 100 000 001 010 101 010 010 010 110  
010 101 000 010 010 010 101 101 100 101



# Content based Chunking

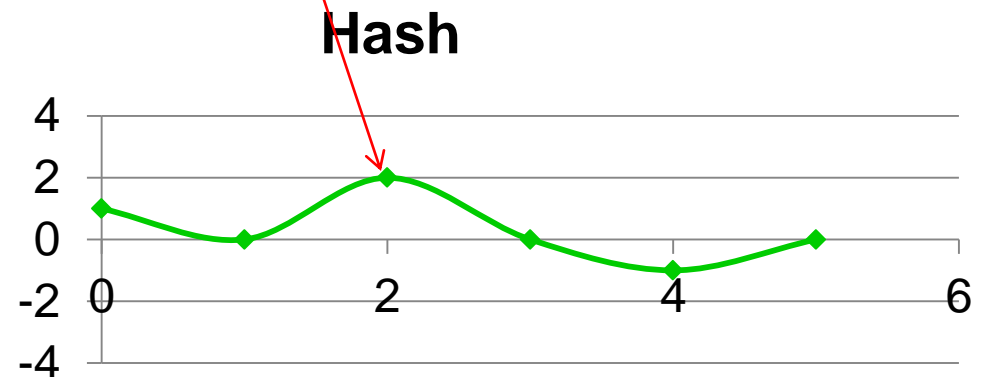
- ❖ Calculate Rabin fingerprint hash for each sliding window (16 byte)



# Content based Chunking

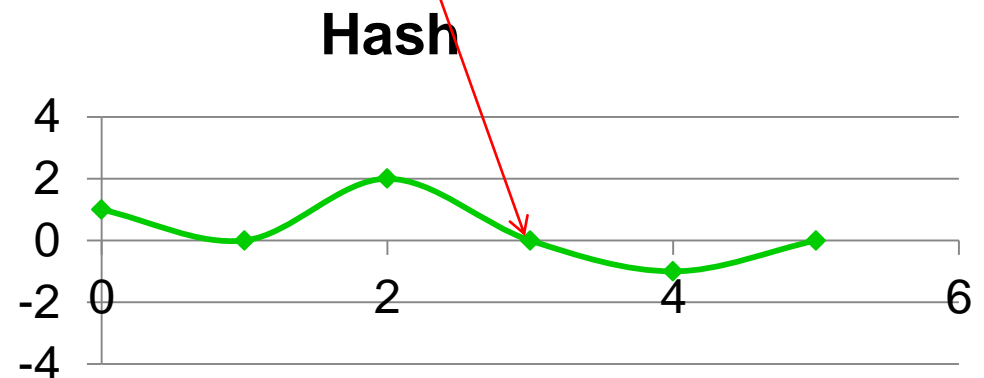
- ❖ Calculate Rabin fingerprint hash for each sliding window (16 byte)

101 100 000 001 010 101 010 010 010 110  
010 101 000 010 010 010 101 101 100 101



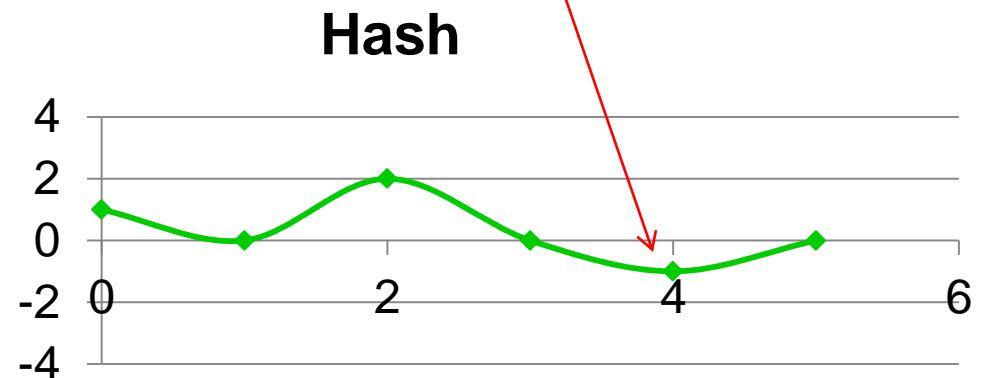
# Content based Chunking

- ❖ Calculate Rabin fingerprint hash for each sliding window (16 byte)



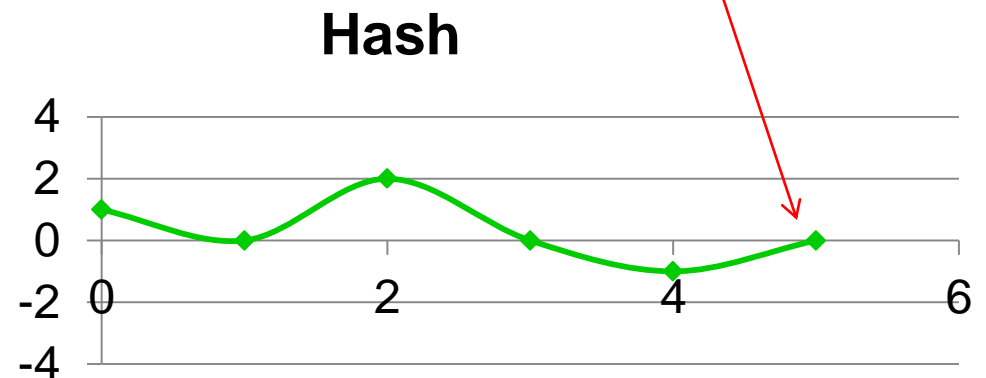
# Content based Chunking

- ❖ Calculate Rabin fingerprint hash for each sliding window (16 byte)



# Content based Chunking

- ❖ Calculate Rabin fingerprint hash for each sliding window (16 byte)

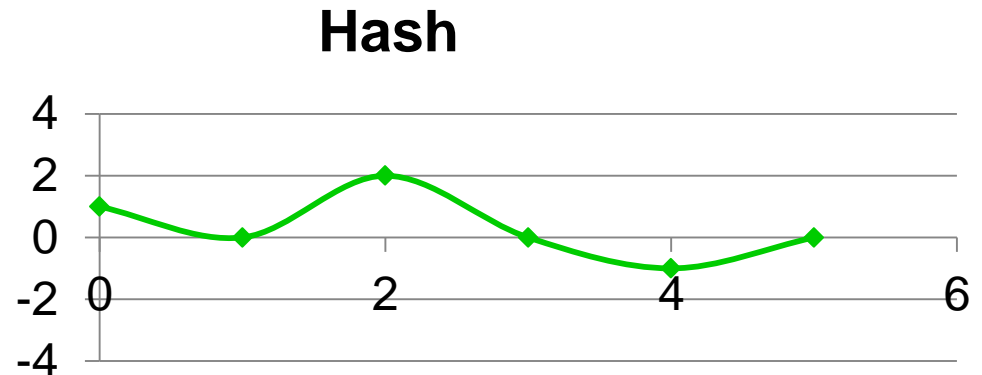


# Content based Chunking

- ❖ Calculate Rabin fingerprint hash for each sliding window (16 byte)

```
101 100 000 001 010 101 010 010 010 110  
010 101 000 010 010 010 101 101 100 101
```

If Hash matches a particular pattern,  
Declare a chunk boundary

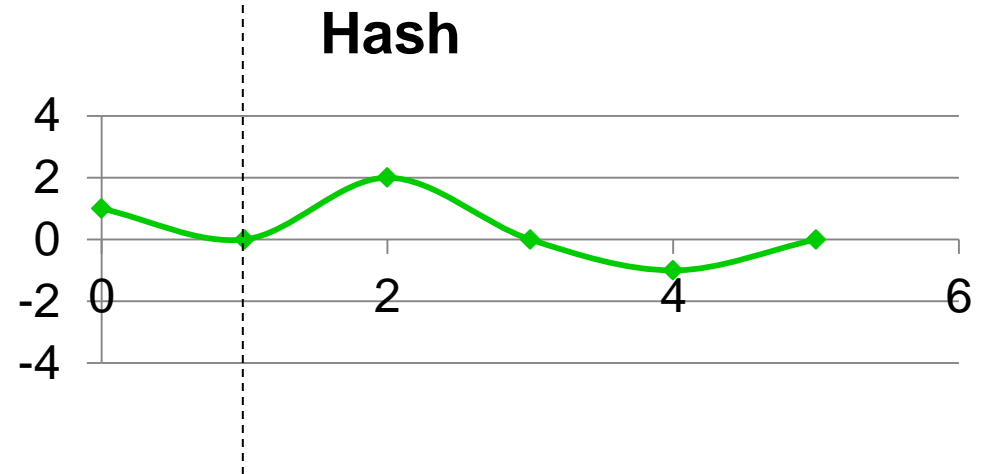


# Content based Chunking

- ❖ Calculate Rabin fingerprint hash for each sliding window (16 byte)

101 100 000 001 010 101 010 010 010 110  
010 101 000 010 010 010 101 101 100 101

If Hash matches a particular pattern,  
Declare a chunk boundary

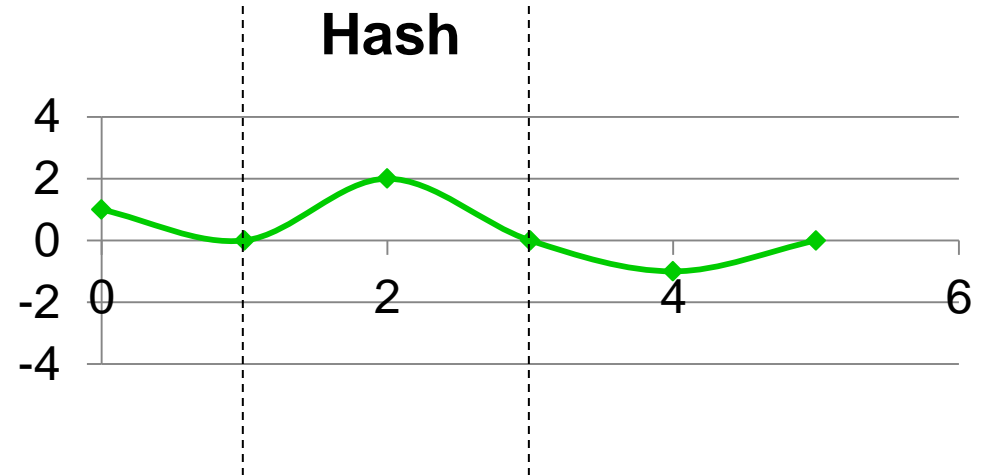


# Content based Chunking

- ❖ Calculate Rabin fingerprint hash for each sliding window (16 byte)

101 100 000 001 010 101 010 010 010 110  
010 101 000 010 010 010 101 101 100 101

If Hash matches a particular pattern,  
Declare a chunk boundary



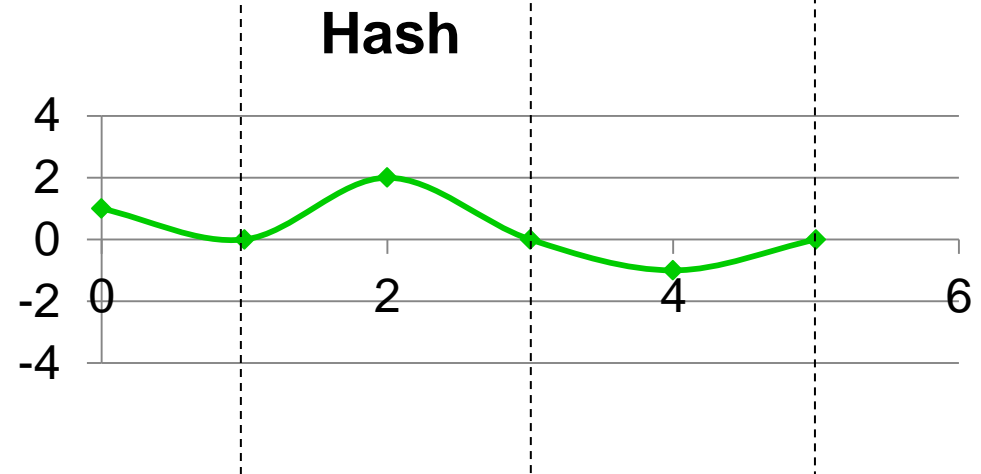
# Content based Chunking

- ❖ Calculate Rabin fingerprint hash for each sliding window (16 byte)



101 100 000 001 010 101 010 010 010 110  
010 101 000 010 010 010 101 101 100 101

If Hash matches a particular pattern,  
Declare a chunk boundary



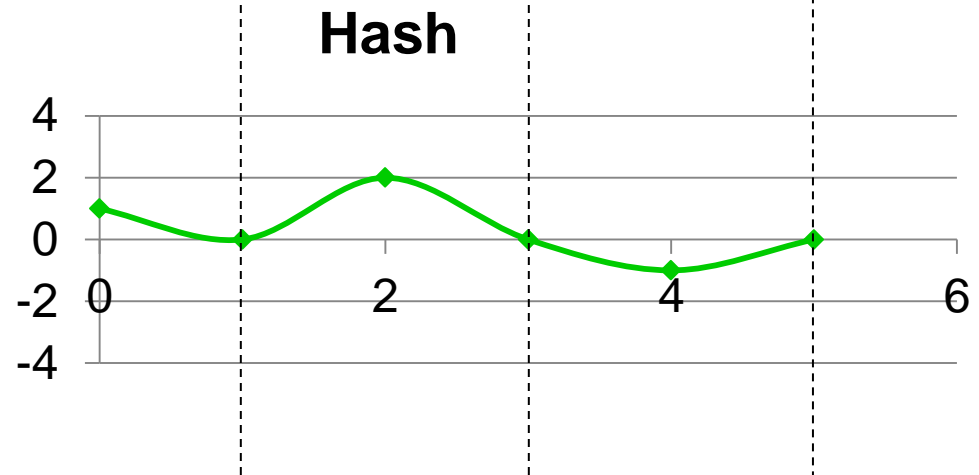
# Content based Chunking

- ❖ Calculate Rabin fingerprint hash for each sliding window (16 byte)



3 Chunks

If Hash matches a particular pattern,  
Declare a chunk boundary

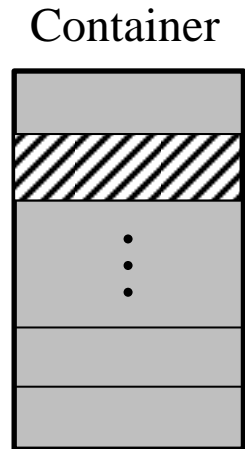


# Index for Detecting Duplicate Chunks

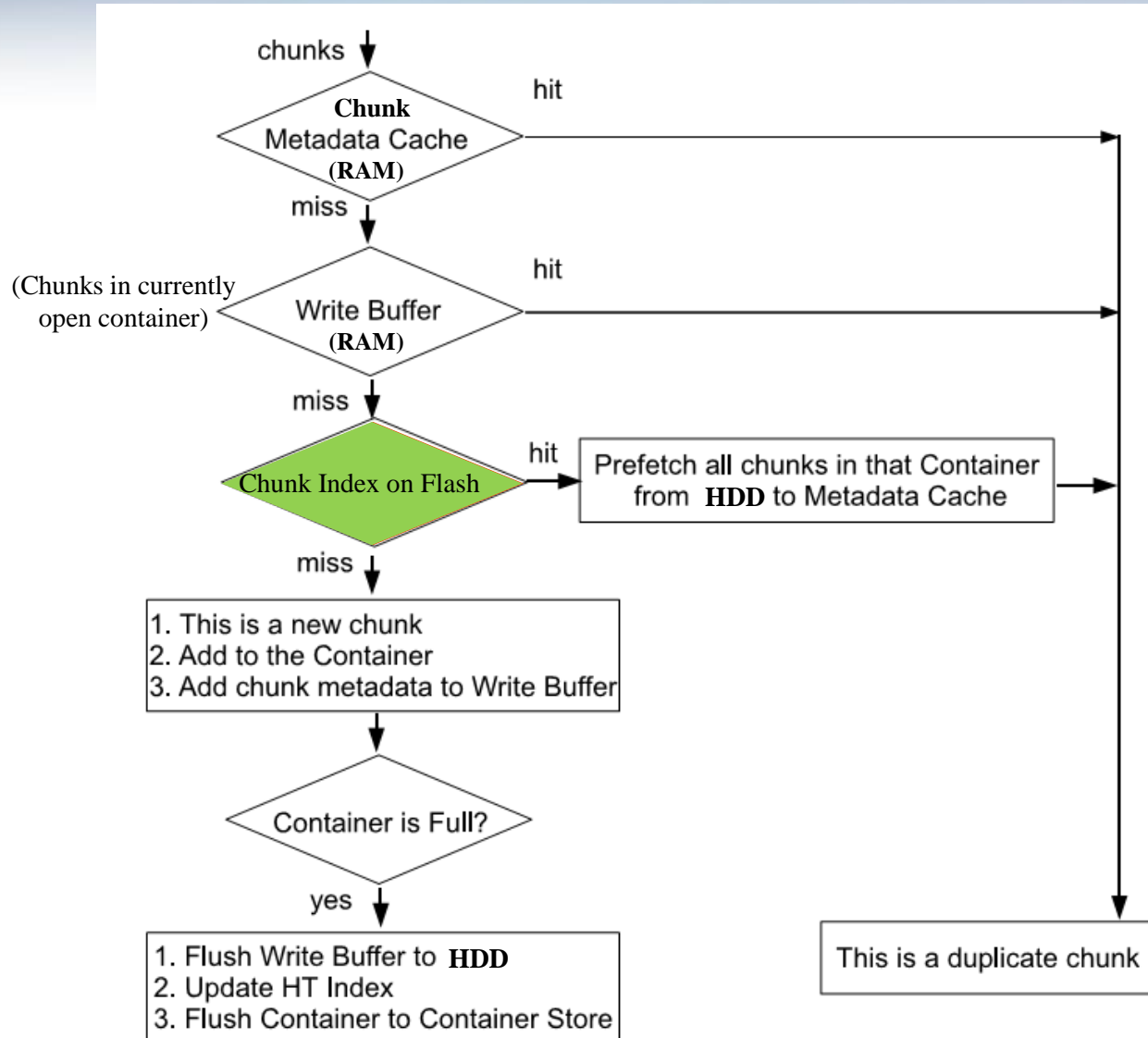
- ❖ **Chunk hash index for identifying duplicate chunks**
  - Key = 20-byte SHA-1 hash (or, 32-byte SHA-256)
  - Value = chunk metadata, e.g., length, location on disk
  - Key + Value → 64 bytes
- ❖ **Essential Operations**
  - Lookup (Get)
  - Insert (Set)
- ❖ **Need a high performance indexing scheme**
  - Chunk metadata too big to fit in RAM
  - Disk IOPS is a bottleneck for disk-based index
  - Duplicate chunk detection bottlenecked by hard disk seek times (~10 msec)

# Disk Bottleneck for Identifying Duplicate Chunks

- ❖ 20 TB of unique data, average 8 KB chunk size
  - 160 GB of storage for full index ( $2.5 \times 10^9$  unique chunks @64 bytes per chunk metadata)
- ❖ Not cost effective to keep all of this huge index in RAM
- ❖ Backup throughput limited by disk seek times for index lookups
  - 10ms seek time => 100 chunk lookups per second  
=> 800 KB/sec backup throughput
  - No locality in the key space for chunk hash lookups
  - Prefetching into RAM index mappings for entire container to exploit sequential predictability of lookups during 2<sup>nd</sup> and subsequent full backups (Zhu et al., FAST 2008)



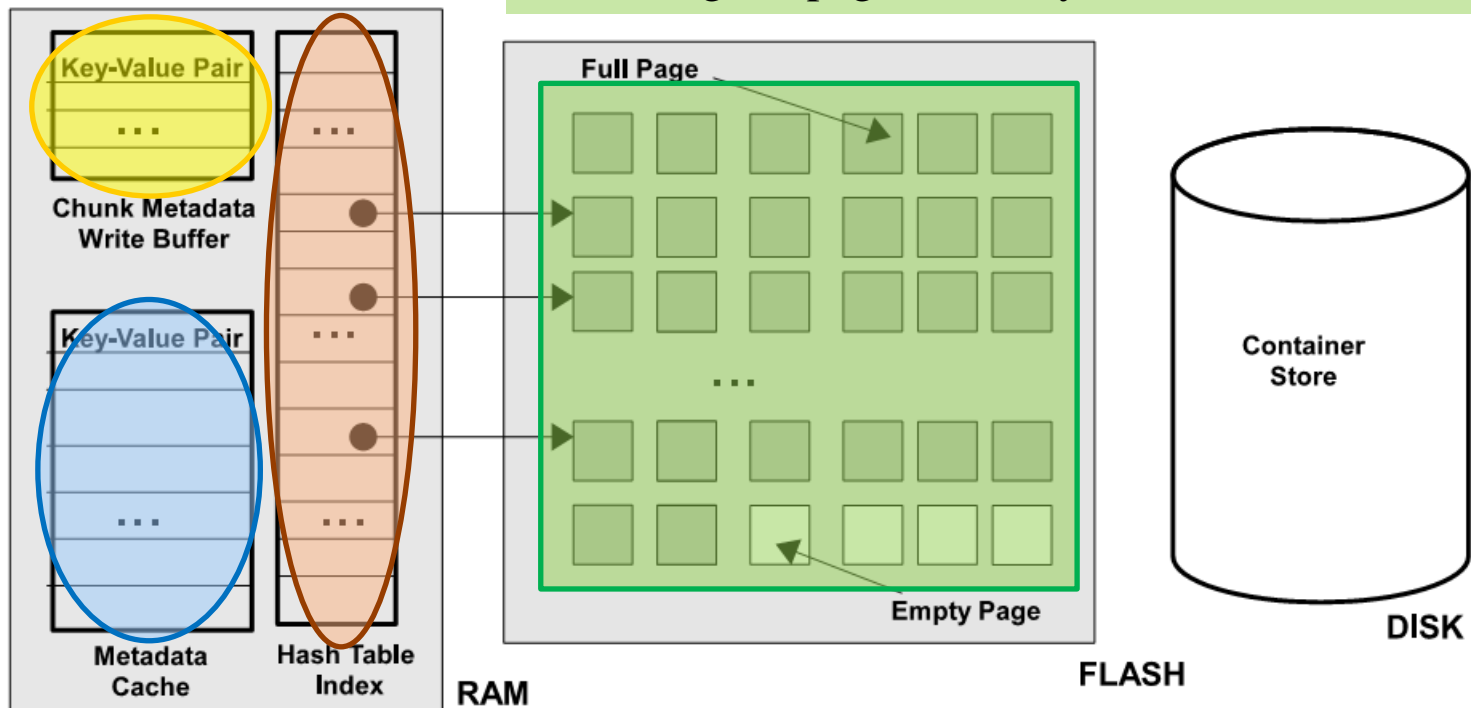
# Storage Deduplication Process Schematic



# ChunkStash: Chunk Metadata Store on Flash

RAM write buffer for chunk mappings in currently open container

Chunk metadata organized on flash in log-structured manner in groups of 1023 chunks => 64 KB logical page (@64-byte metadata/ chunk)



Prefetch cache for chunk metadata in RAM for sequential predictability of chunk lookups

Chunk metadata indexed in RAM using a specialized space efficient hash table

# Performance Evaluation

## ❖ Comparison with disk index based system

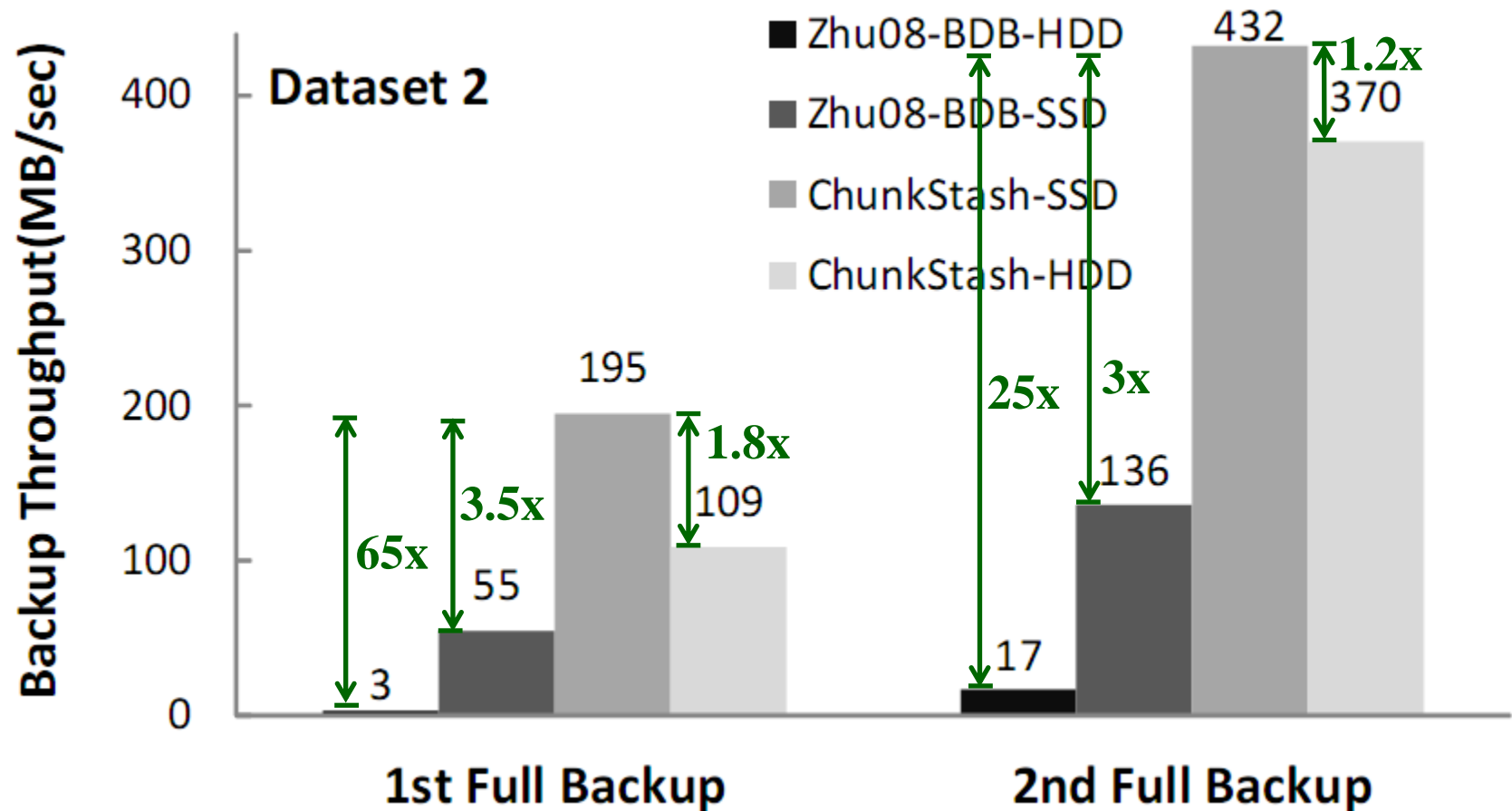
- Disk based index (Zhu08-BDB-HDD)
  - SSD replacement (Zhu08-BDB-SSD)
  - SSD replacement + ChunkStash (ChunkStash-SSD)
  - ChunkStash on hard disk (ChunkStash-HDD)
- } BerkeleyDB used as the index on HDD/SSD

## ❖ Prefetching of chunk metadata in all systems

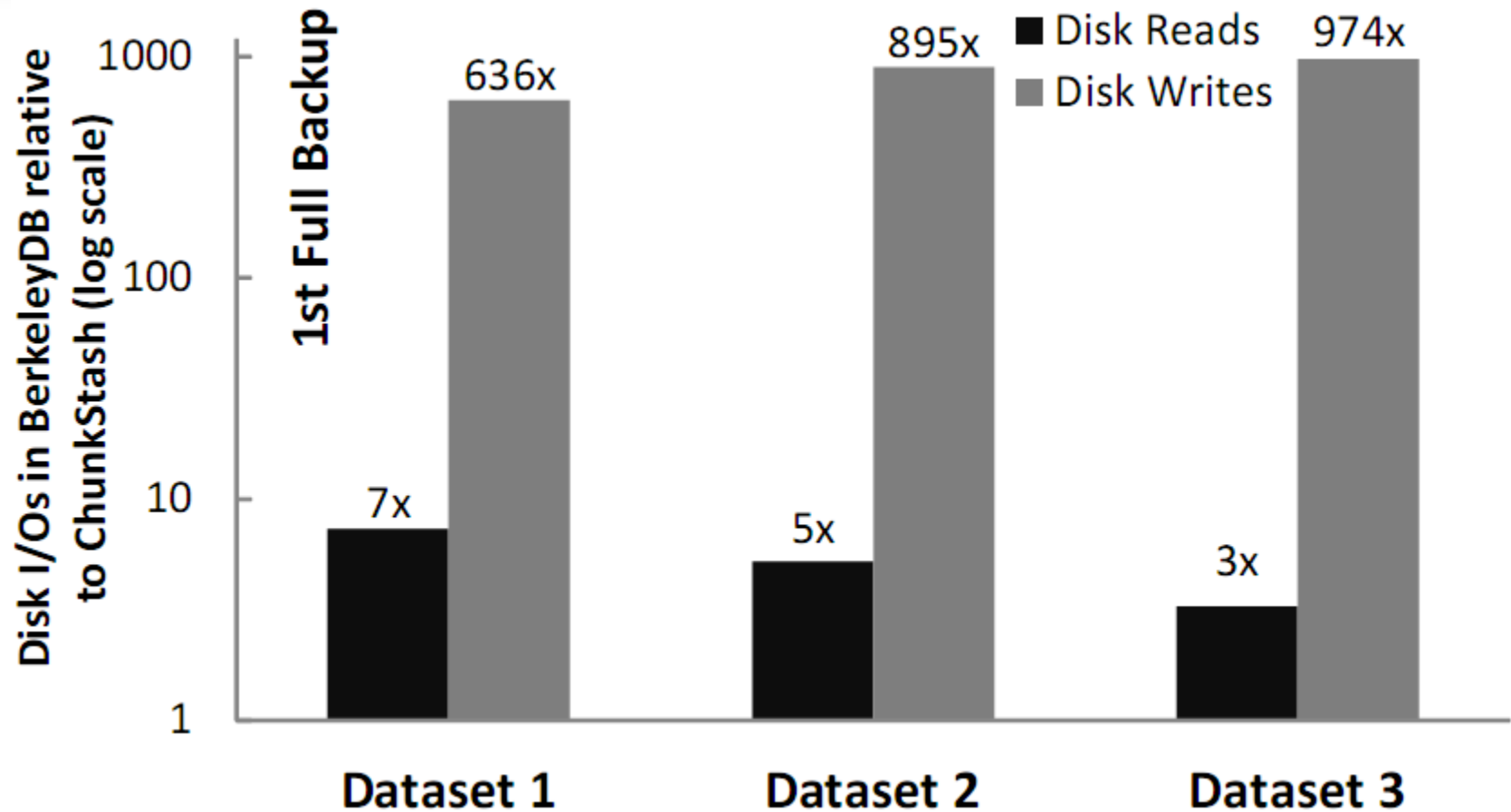
## ❖ Three datasets, 2 full backups for each

Trace	Size (GB)	Total Chunks	#Full Backups
Dataset 1	8GB	1.1 million	2
Dataset 2	32GB	4.1 million	2
Dataset 3	126GB	15.4 million	2

# Performance Evaluation – Dataset 2



# Performance Evaluation – Disk IOPS



# Flash Memory Cost Considerations

- ❖ Chunks occupy an average of 4KB on hard disk
  - Store compressed chunks on hard disk
  - Typical compression ratio of 2:1
- ❖ Flash storage is 1/64-th of hard disk storage
  - 64-byte metadata on flash per 4KB occupied space on hard disk
- ❖ Flash investment is about 16% of hard disk cost
  - 1/64-th additional storage @ 10x/GB cost = 16% additional cost
- ❖ Performance/dollar improvement of 22x
  - 25x performance at 1.16x cost
- ❖ Further cost reduction by amortizing flash across datasets
  - Store chunk metadata on HDD and preload to flash

# Summary

- ❖ Flash awareness for cloud/server applications
  - Exploit its benefits
  - Embrace its peculiarities and design around them
  - Identify applications that can exploit sweet spot between cost and performance
- ❖ Flash controllers can be simpler (but provide same/better application level performance)
  - Lower cost, lower power
- ❖ Higher device endurance by mitigating random writes (reduced write amplification)
  - Less expensive MLC flash could become feasible for more scenarios

# Thank You!

Email: {sudipta, jinl}@microsoft.com