



Advancing storage &
information technology

Key Value Storage API Specification

Version 1.1

ABSTRACT: This SNIA document defines an application programming interface for Key Value Object drives.

This document has been released and approved by the SNIA. The SNIA believes that the ideas, methodologies and technologies described in this document accurately represent the SNIA goals and are appropriate for widespread distribution. Suggestions for revisions should be directed to <http://www.snia.org/feedback/>.

SNIA Technical Position

September 28, 2020

USAGE

Copyright © 2019, 2020 SNIA. All rights reserved. All other trademarks or registered trademarks are the property of their respective owners.

The SNIA hereby grants permission for individuals to use this document for personal use only, and for corporations and other business entities to use this document for internal use only (including internal copying, distribution, and display) provided that:

1. Any text, diagram, chart, table or definition reproduced shall be reproduced in its entirety with no alteration, and,
2. Any document, printed or electronic, in which material from this document (or any portion hereof) is reproduced, shall acknowledge the SNIA copyright on that material, and shall credit the SNIA for granting permission for its reuse.

Other than as explicitly provided above, you may not make any commercial use of this document or any portion thereof, or distribute this document to third parties. All rights not explicitly granted are expressly reserved to SNIA.

Permission to use this document for purposes other than those enumerated above may be requested by e-mailing tcmd@snia.org. Please include the identity of the requesting individual and/or company and a brief description of the purpose, nature, and scope of the requested use.

All code fragments, scripts, data tables, and sample code in this SNIA document are made available under the following license:

BSD 3-Clause Software License

Copyright (c) 2019, 2020, The Storage Networking Industry Association.

Redistribution and use in source and binary forms, with or without modification, are permitted provided that the following conditions are met:

* Redistributions of source code must retain the above copyright notice, this list of conditions and the following disclaimer.

* Redistributions in binary form must reproduce the above copyright notice, this list of conditions and the following disclaimer in the documentation and/or other materials provided with the distribution.

* Neither the name of The Storage Networking Industry Association (SNIA) nor the names of its contributors may be used to endorse or promote products derived from this software without specific prior written permission.

THIS SOFTWARE IS PROVIDED BY THE COPYRIGHT HOLDERS AND CONTRIBUTORS "AS IS" AND ANY EXPRESS OR IMPLIED WARRANTIES, INCLUDING, BUT NOT LIMITED TO, THE IMPLIED WARRANTIES OF MERCHANTABILITY AND FITNESS FOR A PARTICULAR PURPOSE ARE DISCLAIMED. IN NO EVENT SHALL THE COPYRIGHT OWNER OR CONTRIBUTORS BE LIABLE FOR ANY DIRECT, INDIRECT, INCIDENTAL, SPECIAL, EXEMPLARY, OR CONSEQUENTIAL DAMAGES (INCLUDING, BUT NOT LIMITED TO, PROCUREMENT OF SUBSTITUTE GOODS OR SERVICES; LOSS OF USE, DATA, OR PROFITS; OR BUSINESS INTERRUPTION) HOWEVER CAUSED AND ON ANY THEORY OF LIABILITY, WHETHER IN CONTRACT, STRICT LIABILITY, OR TORT (INCLUDING NEGLIGENCE OR OTHERWISE) ARISING IN ANY WAY OUT OF THE USE OF THIS SOFTWARE, EVEN IF ADVISED OF THE POSSIBILITY OF SUCH DAMAGE.

DISCLAIMER

The information contained in this publication is subject to change without notice. The SNIA makes no warranty of any kind with regard to this specification, including, but not limited to, the implied warranties of merchantability and fitness for a particular purpose. The SNIA shall not be liable for errors contained herein or for incidental or consequential damages in connection with the furnishing, performance, or use of this specification.

Table of Contents

1	SCOPE	8
2	REFERENCES	9
3	DEFINITIONS, ABBREVIATIONS, AND CONVENTIONS	10
3.1	DEFINITIONS	10
3.1.1	<i>Key Space</i>	10
3.1.2	<i>SSD</i>	10
3.1.3	<i>key value pair</i>	10
3.2	KEYWORDS	10
3.2.1	<i>mandatory</i>	10
3.2.2	<i>may</i>	10
3.2.3	<i>may not</i>	10
3.2.4	<i>need not</i>	10
3.2.5	<i>optional</i>	10
3.2.6	<i>shall</i>	10
3.2.7	<i>should</i>	11
3.3	ABBREVIATIONS	11
4	OVERVIEW OF KVS API	12
4.1	OVERVIEW	12
4.2	KEY-VALUE ENTITIES	13
4.3	KEY SPACE	13
4.4	KEY GROUP	14
4.5	KEY VALUE PAIR	14
5	CONSTANTS & DATA STRUCTURES	15
5.1	TYPES	15
5.2	CONSTANTS	15
5.2.1	<i>KVS_ALIGNMENT_UNIT</i>	15
5.2.2	<i>KVS_MAX_KEY_GROUP_BYTES</i>	15
5.3	API RETURN VALUE (<i>KVS_RESULT</i>)	15
5.3.1	<i>kvs_result</i>	15
5.4	DATA STRUCTURES	16
5.4.1	<i>kvs_api_version</i>	16
5.4.2	<i>kvs_context</i>	17
5.4.3	<i>kvs_key_order</i>	17
5.4.4	<i>kvs_option_key_space</i>	18
5.4.5	<i>kvs_option_delete</i>	18
5.4.6	<i>kvs_iterator_type</i>	18
5.4.7	<i>kvs_option_iterator</i>	18
5.4.8	<i>kvs_option_retrieve</i>	19
5.4.9	<i>kvs_store_type</i>	19

5.4.10	<i>kvs_association_type</i>	20
5.4.11	<i>kvs_associtation</i>	20
5.4.12	<i>kvs_option_store</i>	20
5.4.13	<i>kvs_device_handle</i>	20
5.4.14	<i>kvs_key_space_handle</i>	21
5.4.15	<i>kvs_iterator_handle</i>	21
5.4.16	<i>kvs_key_space</i>	21
5.4.17	<i>kvs_key_space_name</i>	21
5.4.18	<i>kvs_device</i>	22
5.4.19	<i>kvs_exist_list</i>	22
5.4.20	<i>kvs_key_group_filter</i>	22
5.4.21	<i>kvs_iterator_list</i>	23
5.4.22	<i>kvs_key</i>	24
5.4.23	<i>kvs_postprocess_context</i>	25
5.4.24	<i>kvs_postprocess_function</i>	25
5.4.25	<i>kvs_value</i>	25
5.4.26	<i>kvs_kvp_info</i>	26
6	KEY VALUE STORAGE APIS	27
6.1	OVERVIEW	27
6.2	DEVICE LEVEL APIS	28
6.2.1	<i>kvs_open_device</i>	28
6.2.2	<i>kvs_get_device_info</i>	29
6.2.3	<i>kvs_close_device</i>	30
6.2.4	<i>kvs_get_device_capacity</i>	31
6.2.5	<i>kvs_get_device_utilization</i>	32
6.2.6	<i>kvs_get_min_key_length</i>	33
6.2.7	<i>kvs_get_max_key_length</i>	34
6.2.8	<i>kvs_get_min_value_length</i>	35
6.2.9	<i>kvs_get_max_value_length</i>	36
6.2.10	<i>kvs_get_optimal_value_length</i>	37
6.2.11	<i>kvs_create_key_space</i>	38
6.2.12	<i>kvs_delete_key_space</i>	39
6.2.13	<i>kvs_list_key_spaces</i>	40
6.3	KEY SPACE-LEVEL APIS	41
6.3.1	<i>kvs_open_key_space</i>	41
6.3.2	<i>kvs_close_key_space</i>	42
6.3.3	<i>kvs_get_key_space_info</i>	43
6.3.4	<i>kvs_get_kvp_info</i>	44
6.3.5	<i>kvs_retrieve_kvp</i>	45
6.3.6	<i>kvs_retrieve_kvp_async</i>	46
6.3.7	<i>kvs_store_kvp</i>	48
6.3.8	<i>kvs_store_kvp_async</i>	49
6.3.9	<i>kvs_delete_kvp</i>	50
6.3.10	<i>kvs_delete_kvp_async</i>	51
6.3.11	<i>kvs_delete_key_group</i>	52
6.3.12	<i>kvs_delete_key_group_async</i>	53

6.3.13	<i>kvs_exist_kv_pairs</i>	54
6.3.14	<i>kvs_exist_kv_pairs_async</i>	55
6.4	ITERATOR FUNCTION CALLS	56
6.4.1	<i>kvs_create_iterator</i>	56
6.4.2	<i>kvs_delete_iterator</i>	58
6.4.3	<i>kvs_iterate_next</i>	59
6.4.4	<i>kvs_iterate_next_async</i>	60

TABLE OF FIGURES

Figure 1 Key-value Hierarchical Architecture.....	13
Figure 2 Key-value Entities	13
Figure 3 Fixed Key Length: kvs_iterator_key.....	24
Figure 4 Fixed Key Length: kvs_iterator_kvp.....	24
Figure 5 Variable Key Length: kvs_iterator_key	24
Figure 6 Variable Key Length: kvs_iterator_kvp	24

1 Scope

This specification defines the Application Programming Interface (API) for Key Value storage devices implementing the SNIA Object Drive protocol.

2 References

The following referenced documents are indispensable for the application of this document.

For references available from ANSI, contact ANSI Customer Service Department at (212) 642-4900/4980 (phone), (212) 302-1286 (fax) or via the World Wide Web at <http://www.ansi.org>.

NVMe

PCIe

SNIA IP Based Drive Management Specification

3 Definitions, abbreviations, and conventions

For the purposes of this document, the following definitions and abbreviations apply.

3.1 Definitions

3.1.1 Key Space

A collection of Key Value Pairs identified by a name and it is a unit of management in Key Value Storage see 4.3 (e.g., in NVMe a Namespace of type KeyValue)

3.1.2 SSD

Solid State Drive

3.1.3 key value pair

Object defined by a pair of key and value

3.2 Keywords

In the remainder of the specification, the following keywords are used to indicate text related to compliance:

3.2.1 mandatory

a keyword indicating an item that is required to conform to the behavior defined in this standard

3.2.2 may

a keyword that indicates flexibility of choice with no implied preference; “may” is equivalent to “may or may not”

3.2.3 may not

keywords that indicate flexibility of choice with no implied preference; “may not” is equivalent to “may or may not”

3.2.4 need not

keywords indicating a feature that is not required to be implemented; “need not” is equivalent to “is not required to”

3.2.5 optional

a keyword that describes features that are not required to be implemented by this standard; however, if any optional feature defined in this standard is implemented, then it shall be implemented as defined in this standard

3.2.6 shall

a keyword indicating a mandatory requirement; designers are required to implement all such mandatory requirements to ensure interoperability with other products that conform to this standard

3.2.7 *should*

a keyword indicating flexibility of choice with a strongly preferred alternative

3.3 Abbreviations

API Application Programming Interface

KVS Key Value Storage

NVMe NVM Express (Non-Volatile Memory Express)

PCIe PCI Express (Peripheral Component Interconnect Express)

SSD Solid State Disk

4 Overview of KVS API

4.1 Overview

This document describes the Key Value Storage (KVS) Application Program Interface (API) specification for SSD storage devices with Object Drive based Key Value Storage. It provides a set of APIs that are portable across multiple vendor SSD products.

The KVS API provides management of the characteristics of the KVS instances to provide a common set of KVS instances. Once configured, all available KVS instances report the same characteristics.

Characteristics to provide to the host

- 1) Optimal STORE size (per key space)
- 2) Maximum number of keys/value size/key size/capacity (matrix) (aggregate – changes every time a Key Space is created/deleted)
- 3) Value granularity (per key space)
- 4) Minimum Key Length
- 5) Maximum Key Length
- 6) Minimum value Length
- 7) Maximum value Length
- 8) Total capacity (bytes) (aggregate and per key space)
- 9) Remaining capacity (bytes) (aggregate – changes every time a Key Space is created/deleted; and per key space)
- 10) Device Utilization

Characteristics of a device that is capable of Key Value storage are determined through a redfish implementation and allocation of a device to keyspaces is done through a KV management API. For an NVMe implementation there is at most one Keyspace per NVMe Namespace. For a SCSI implementation there is at most one Keyspace per SCSI LUN.

The library routines this document defines allow applications to create and use objects in SSDs while permitting portability. The library:

- Extends the C++ language with host and device APIs
- Provides support for Key Space, atomic operation, asynchronous operation, and callback

Library routines and environment variables provide the functionality to control the behavior of KVS. Figure 1 shows the hierarchical KVS architecture.

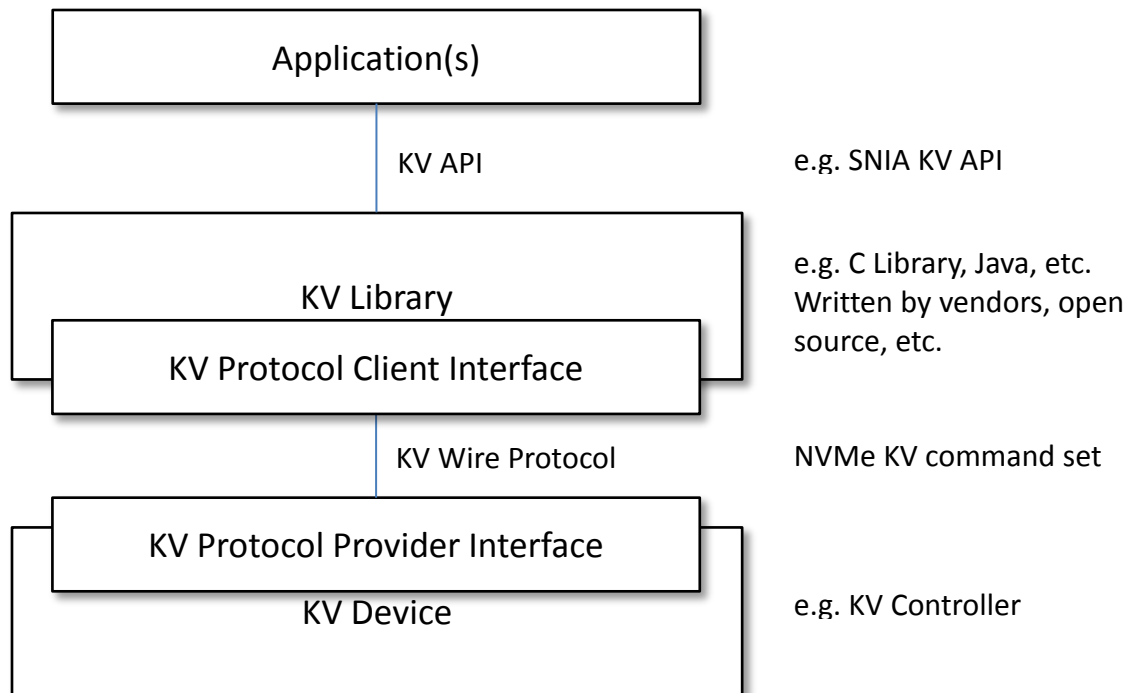


Figure 1 Key-value Hierarchical Architecture

4.2 KEY-VALUE ENTITIES

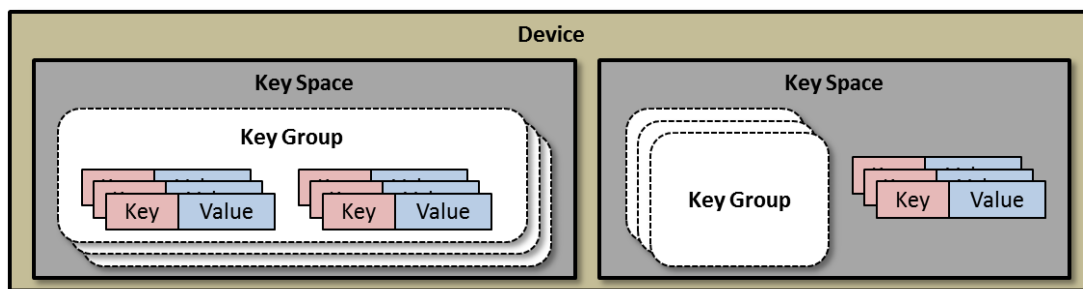


Figure 2 Key-value Entities

A Key-value device is a physical or logical storage device such as a HDD, SSD, or an NVM Set which has a native storage command protocol of a key-value interface. A Key Space is created from a portion or all of a Key Value device. Form factors (e.g., 2.25", 2.5", M.2, M.3, and HHHL) or command protocols (e.g., SATA, SCSI, NVMe, and NVMeoF) are beyond the scope of this specification.

4.3 Key Space

A Key Space defines the uniqueness of keys (i.e., Keys shall be unique within a Key Space). A Key Space is associated with the specific configuration (e.g., key size, value size, capacity) with which it was created. Different Key Spaces in a device may be

created with different configurations. A Key Space contains a collection of Key Value Entities (i.e., Key Value Pairs, or Key Groups) that are managed as a single entity (e.g., NVMe namespace, SCSI LUN, or disk partition). A device is able to simultaneously have multiple Key Spaces. A Key-value device shall support at least one Key Space. A Key Space is associated with a specified amount of capacity.

4.4 Key Group

A Key Group is a logical set of Key Value Pairs within a Key Space which applications are able to dynamically create. Key Groups are optional. This is able to be used to represent a shard, a document collection, an iterator, etc. A Key Group is specified by specific bits set to a given value in the key. The Key Group may be accessed using a call that specifies a mask of the bits in the key which defines the key group field, and a key group identifier identifying which Key Group is being accessed. A Key Space is able to simultaneously have multiple Key Groups. The Key Group field starts at the MSB and the size of the key group field is of byte granularity.

4.5 Key Value Pair

A Key Value Pair is an entity consisting of a key and a value. It is a unit of access. A key is application-defined and unique within a Key Space. The key length is able to be fixed or variable and its maximum is limited. A value length is variable and its maximum is limited.

5 Constants & Data Structures

This section defines Key-value SSD core constants, data structures, and functions.

5.1 Types

5.2 Constants

5.2.1 KVS ALIGNMENT UNIT

This is an alignment unit. An offset of *value* is required to be a multiple of this value.

5.2.2 KVS MAX KEY GROUP BYTES

The maximum number of bytes used for Key Group_bytes. This is set when a device is opened (e.g., if KVS_MAX_KEY_GROUP_BYTES is 3, any 3 bytes out of a key are able to be used to define a Key Group) and is the same for all Key Spaces in the device.

5.3 API return value (kvs_result)

5.3.1 kvs_result

An API returns a return value after finishing its operation. Two types of return value are returned. One is returned after the command is sent and the other after the command completes.

Return value details are discussed in each command section.

```

typedef enum {
KVS_SUCCESS                0           // Successful
KVS_ERR_BUFFER_SMALL      0x001       // buffer space is not enough
KVS_ERR_DEV_CAPACITY     0x002       // device does not have enough space. Key Space size is too
                                   big
KVS_ERR_DEV_NOT_EXIST    0x003       // no device with the dev_hd exists
KVS_ERR_KS_CAPACITY      0x004       // key space does not have enough space
KVS_ERR_KS_EXIST         0x005       // key space is already created with the same name
KVS_ERR_KS_INDEX         0x006       // index is not valid
KVS_ERR_KS_NAME          0x007       // key space name is not valid
KVS_ERR_KS_NOT_EXIST     0x008       // key space does not exist
KVS_ERR_KS_NOT_OPEN      0x009       // key space does not open
KVS_ERR_KS_OPEN          0x00A       // key space is already opened
KVS_ERR_ITERATOR_FILTER_INVALID 0x00B // iterator filter(match bitmask and pattern) is not valid
KVS_ERR_ITERATOR_MAX     0x00C       // the maximum number of iterators that a device supports is
                                   opened
KVS_ERR_ITERATOR_NOT_EXIST 0x00D     // the iterator Key Group does not exist
KVS_ERR_ITERATOR_OPEN    0x00E       // iterator is already opened
KVS_ERR_KEY_LENGTH_INVALID 0x00F     // key is not valid (e.g., key length is not supported)
KVS_ERR_KEY_NOT_EXIST    0x010       // key does not exist
KVS_ERR_OPTION_INVALID   0x011       // an option is not supported in this implementation
KVS_ERR_PARAM_INVALID    0x012       // null input parameter
KVS_ERR_SYS_IO           0x013       // I/O error occurs
KVS_ERR_VALUE_LENGTH_INVALID 0x014   // value length is out of range
KVS_ERR_VALUE_OFFSET_INVALID 0x015   // value offset is out of range
KVS_ERR_VALUE_OFFSET_MISALIGN 0x016  //offset of value is required to be aligned to
ED                                   KVS_ALIGNMENT_UNIT
KVS_ERR_VALUE_UPDATE_NOT_ALL 0x017   // key exists but value update is not allowed
OWED
KVS_ERR_DEV_NOT_OPENED   0x018       // close a device which is not opened yet
} kvs_result;

```

5.4 Data Structures

5.4.1 *kvs api version*

```

typedef struct {
    uint8_t major;           // API library major version number
    uint8_t minor;          // API library minor version number
}

```



```

uint8_t micro;           // API library micro version number
} kvs_api_version;

```

The `kvs_api_version` structure defines the API library version. For example the `kvs_api_version` for KV-API version 0.17 would be 0x001100.

5.4.2 kvs_context

```

typedef enum {
    KVS_CMD_DELETE           =0x01,
    KVS_CMD_DELETE_GROUP    =0x02,
    KVS_CMD_EXIST            =0x03,
    KVS_CMD_ITER_CREATE     =0x04,
    KVS_CMD_ITER_DELETE     =0x05,
    KVS_CMD_ITER_NEXT       =0x06,
    KVS_CMD_RETRIEVE        =0x07,
    KVS_CMD_STORE           =0x08,
} kvs_context;

```

`kvs_context` sets up opcode in API level for key value operation.

5.4.3 kvs_key_order

```

typedef enum {
    KVS_KEY_ORDER_NONE      =0, // [DEFAULT] key ordering is not defined in
                                a Key Space
    KVS_KEY_ORDER_ASCEND,   =1, // kvp are sorted in ascending key order in a
                                Key Space
    KVS_KEY_ORDER_DESCEND   =2, // kvp are sorted in descending key order in
                                a Key Space
} kvs_key_order;

```

This enumeration specifies the ordering of keys returned .

- KVS_KEY_ORDER_NONE, no key order is defined in a key space.
- KVS_KEY_ORDER_ASCEND, key value pairs are sorted in ascending key order in a Key Space
- KVS_KEY_ORDER_DESCEND, key value pairs are sorted in descending key order in a Key Space

5.4.4 kvs option key space

```
typedef struct {
    kvs_key_order ordering;           // key ordering option in Key Space
} kvs_option_key_space;
```

A user is able to define the ordering of keys returned.

5.4.5 kvs option delete

```
typedef struct {
    bool kvs_delete_error;           //[OPTION] return error when the key
                                     does not exist
} kvs_option_delete;
```

The application is able to specify a delete operation option.

- kvs_delete_error set to TRUE specifies that an operation deletes the key-value pair or if the key does not exist, the device return KVS_ERR_KEY_NOT_EXIST error code. kvs_delete_error set to FALSE specifies that an operation deletes the key if it exists and always returns success even if the key does not exist.

5.4.6 kvs iterator type

```
typedef enum {
    KVS_ITERATOR_KEY           =0,    // [DEFAULT] iterator command retrieves only
                                     key entries without values
    KVS_ITERATOR_KEY_VALUE     =1,    // iterator command retrieves key and value
                                     pairs
} kvs_iterator_type;
```

5.4.7 kvs option iterator

```
typedef struct {
```

```
kvs_iterator_type iter_type;      // iterator type
} kvs_option_iterator;
```

5.4.8 kvs_option_retrieve

```
typedef struct {
    bool    kvs_retrieve_delete;    // [OPTION] retrieve the value of the
                                    key value pair and delete the key value
                                    pair
} kvs_option_retrieve;
```

The application is able to specify a retrieve operation option.

- *kvs_retrieve_delete* set to TRUE specifies that an operation retrieves the key-value pair and the key value pair is atomically deleted after completing the retrieve. *kvs_retrieve_delete* set to FALSE specifies that an operation retrieves the key-value pair and no deletion is atomically performed.

5.4.9 kvs_store_type

```
typedef enum {
    KVS_STORE_POST           =0,    // [DEFAULT]
    KVS_STORE_UPDATE_ONLY   =1,
    KVS_STORE_NOOVERWRITE   =2,
    KVS_STORE_APPEND        =3,
} kvs_store_type;
```

The application is able to specify a store operation option.

- **KVS_STORE_POST**: if the key exist, the operation overwrites the value. if the key does not exist, it creates the key value pair.
- **KVS_STORE_UPDATE_ONLY**: If the key exist, the operation overwrites the value. If the key does not exist, it returns **KVS_KEY_NOT_EXIST** error.
- **KVS_STORE_NOOVERWRITE**: if the key exist, the operation returns **KVS_ERR_VALUE_UPDATE_NOT_ALLOWED**. If the key does not exist, it creates the key value pair.
- **KVS_STORE_APPEND**: if the key exist, the operation appends the value to the existing value. if the key does not exist, it creates the key value pair.

5.4.10 kvs association type

```
typedef enum {  
    KVS_NOASSOCIATION      =0,    // no association  
    KVS_ASSOCIATION_STREAM =1,    // stream association  
} kvs_association_type;
```

The application is able to specify an association option.

- KVS_NOASSOCIATION: no association defined
- KVS_ASSOCIATION_STREAM: key value pair associated with stream

5.4.11 kvs association

```
typedef struct {  
    kvs_association_type assoc_type;    // association type for a group of  
                                        associated key value pairs.  
    uint16_t              assoc_hint;    // association hint(e.g., stream id)  
} kvs_association;
```

The application is able to specify an association type and hint.

5.4.12 kvs option store

```
typedef struct {  
    kvs_store_type      st_type;    // store operation type (refer to 5.4.10)  
    kvs_association     *assoc;     // association (refer to 5.4.12)  
} kvs_option_store;
```

The application is able to define store operation options.

5.4.13 kvs device handle

```
typedef void* kvs_device_handle;    // type definition of kvs_device_handle
```

A *kvs_device_handle* is a vendor-specific opaque data structure pointer. API programmers may define a private vendor-specific data structure, which may contain the device id and other device-related information, and use this pointer type as a device handle.

5.4.14 kvs key space handle

```
typedef void* kvs_key_space_handle;           // type definition of
                                                kvs_key_space_handle
```

A *kvs_key_space_handle* is a vendor-specific opaque data structure pointer. API programmers may define a private vendor-specific data structure, which may contain the key space id and other key space related information, and use this pointer type as a key space handle.

5.4.15 kvs iterator handle

```
typedef void* kvs_iterator_handle;           // type definition of
                                                kvs_iterator_handle
```

A *kvs_iterator_handle* is a vendor-specific opaque data structure pointer. API programmers may define a private vendor-specific data structure, which contains the iterator id and other iterator related information, and use this pointer type as an iterator handle.

5.4.16 kvs key space

```
typedef struct {
    bool_t opened;           // is this Key Space opened
    uint64_t capacity;       // Key Space capacity in bytes
    uint64_t free_size;      // available space of Key Space in bytes
    uint64_t count;         // # of Key Value Pairs that exist in this Key
                           Space
    kvs_key_space_name *name; // Key Space name
} kvs_key_space;
```

A Key Space is a unit of management and represents a collection of Key Value Pairs or Key Groups.

5.4.17 kvs key space name

```
typedef struct {
    uint32_t name_len;       // Key Space name length
    char *name;              //Key Space name specified by the
                           application
} kvs_key_space_name;
```

This structure contains Key Space name information for return value of `kvs_list_key_space()` API. The name is of length `name_len` and if it is null terminated the null is part of the length. A device is not required to check the uniqueness of Key Space name.

5.4.18 kvs_device

```
typedef struct {
    Uint64_t capacity;           // device capacity in bytes
    Uint64_t unalloc_capacity;  // device capacity in bytes that has not been
                                // allocated to any key space

    uint32_t max_value_len;     // max length of value in bytes that device is able to
                                // support
    uint32_t max_key_len;       // max length of key in bytes that device is able to
                                // support
    uint32_t optimal_value_len; // optimal value size
    uint32_t optimal_value_    // optimal value granularity
granularity;
    void *extended_info;       // vendor specific extended device information.
} kvs_device;
```

`kvs_device` structure represents a device and has device-wide information.

5.4.19 kvs_exist_list

```
typedef struct {
    uint32_t num_keys;          // the number of key entries in the list
    kvs_keys *keys;            // keys checked for existence
    uint32_t length;           // input buffer size(result_buffer) and returned buffer size
    uint8_t *result_buffer;    // exist status info
} kvs_exist_list;
```

A `kvs_exist_list` structure is used to check whether keys exist in the KV device. The `result_buffer` field presents the existence of the keys. Each bit in the result buffer is set to one if the key exists and set to zero if the key does not exist.

5.4.20 kvs_key_group_filter

```
typedef struct {
    uint8_t bitmask[KVS_MAX_KEY_GROUP_BYTES]; // bit mask for bit pattern to use
    uint8_t bit_pattern[KVS_MAX_KEY_GROUP_BYTES]; // bit pattern for filter
}
```

```
} kvs_key_group_filter;
```

This structure defines Key Group information for *kvs_create_iterator()* that sets up a Key Group of keys matched with a given *bit_pattern* within a range of bits defined by the *bitmask* and for *kvs_delete_key_group()* such that it is able to delete a group of key-value pairs. Bitmask is to be set in multiple of 8 bits starting from the MSB of the 32 bit value. For more details, see *kvs_create_iterator()* (section 6.4.1) and *kvs_delete_key_group()* (section 6.3.10).

5.4.21 *kvs_iterator_list*

<i>typedef struct {</i>	
<i>uint32_t num_entries;</i>	<i>// the number of iterator entries in the list</i>
<i>bool_t end;</i>	<i>// represent if there are more keys to iterate (end =0) or not (end = 1)</i>
<i>uint32_t size;</i>	<i>// the it_list buffer size as an input and returned data size in the buffer in bytes</i>
<i>uint8_t *it_list;</i>	<i>// iterator list.</i>
<i>} kvs_iterator_list;</i>	

kvs_iterator_list represents entries within an iterator Key Group. It is used for retrieved iterator entries as a return value for *kvs_iterator_next()* operation. *num_entries* specifies how many entries in the returned iterator list(*it_list*). *size* specifies buffer size of *it_list* as an input and specifies the total amount of data that is returned in bytes as an output. *end* indicates that no more iterator items exist. When *end* is zero, host would re-run *kvs_iterator_next()* to retrieve more data. *it_list* has *num_entries* of iterator elements as follows;

- When key length is fixed, *num_entries* entries of <key> when iterator is set with *KVS_ITERATOR_KEY* (Figure 3) and *num_entries* entries of <key, value_length, value> when iterator is set with *KVS_ITERATOR_KEY_VALUE* (Figure 4)
- When keys have variable length, *num_entries* entries of <key_length, key> when iterator is set with *KVS_ITERATOR_KEY* (Figure 5) and *num_entries* entries of <key_length, key, value_length, value> when iterator is set with *KVS_ITERATOR_KEY_VALUE* (Figure 6).

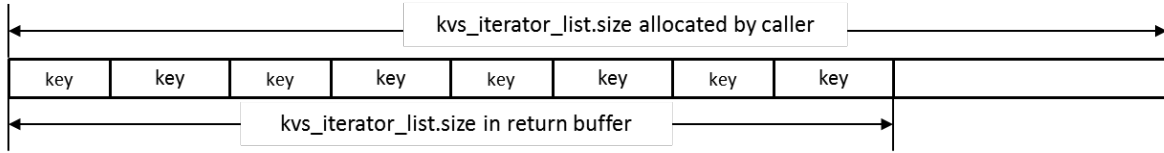


Figure 3 Fixed Key Length: kvs_iterator_key

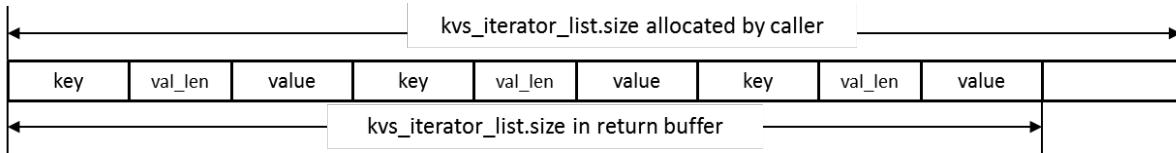


Figure 4 Fixed Key Length: kvs_iterator_kvp

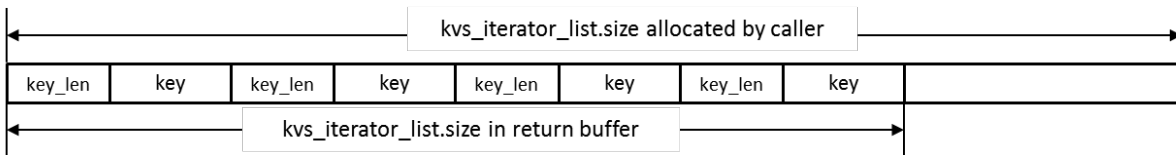


Figure 5 Variable Key Length: kvs_iterator_key

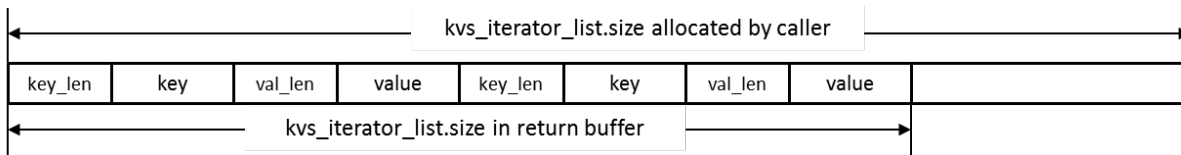


Figure 6 Variable Key Length: kvs_iterator_kvp

5.4.22 *kvs_key*

```
typedef struct {
    void *key;           // a void pointer refers to a key byte string
    uint16_t length;    // key length in bytes
} kvs_key;
```

A key consists of a void pointer and its length. For a Key Space with variable keys (i.e., character string or byte string), the void *key* pointer holds a byte string without a null termination, and the integer variable of *length* holds the string byte count. The void *key* pointer is required not to be a null pointer.

5.4.23 kvs_postprocess_context

```
typedef struct {
    kvs_context context;           // operation type
    kvs_key_space_handle *ks_hd;   // key space handle
    kvs_key *key;                 // key data structure
    kvs_value *value;            // value data structure
    void *option;                 // operation option
    void *private1;               // a pointer passed from a user
    void *private2;               // a pointer passed from a user
    kvs_result result;            // IO result
    kvs_iterator_handle *iter_hd; // iterator handle
    union {                       // result of iterator_list & exist_list
        kvs_iterator_list *iter_list;
        kvs_exist_list *list;
    }
} kvs_postprocess_context;
```

kvs_postprocess_context is IO context that carries IO information including key and value pairs and operation return value. It is mainly used for post process function.

Note: Async is for performance benefit. Multi-thread may cover it but we could reduce system resource utilizations with higher performance. Also more scalable. E.g. SPDK.

5.4.24 kvs_postprocess_function

```
typedef void(*kvs_postprocess_function)(kvs_postprocess_context // asynchronous
                                        notification callback
                                        *ctx)                    (valid only for async I/O)
```

kvs_postprocess_function is able to be called and specifies the tasks needing execution once an IO operation completes. Typical post-processing tasks send a signal to a thread to wake it up to implement synchronous IO semantics and/or call an application-defined notification function to implement asynchronous IO semantics.

5.4.25 kvs_value

```
typedef struct {
    void *value;           // start address of buffer for value byte stream
    uint32_t length;      // the length of buffer in bytes for value byte stream
    uint32_t actual_value_size; // actual value size in bytes that is stored in a device
    uint32_t offset;      // [OPTION] offset to indicate the offset of value stored in device
}
```

```
} kvs_value;
```

A value consists of a void pointer and a length. The value pointer refers to a byte string without null termination, and the length variable holds the byte count. The value pointer variable shall not be a null pointer. Offset specifies the offset within a value stored in the device. The offset is required to be aligned to `KVS_ALIGNMENT_UNIT`. If not, a `KVS_ERR_VALUE_OFFSET_MISALIGNED` error is returned.

5.4.26 *kvs kvp info*

```
typedef struct {  
    uint16_t key_len;           // key length in bytes  
    uint8_t *key;              // key  
    uint32_t value_len;        // value length in bytes  
} kvs_kvp_info;
```

This data structure contains key value pair properties associated with a key.

6 Key Value Storage APIs

6.1 Overview

This clause defines the core data structures for key-value device. A Key Space may be allocated from a single storage device, a storage array, an entry point into a cloud storage device or any other device that implements the KVS API. A Key Space is created using the `kvs_create_keyspace` API call. The Key Space is then opened using the `kvs_open_keyspace` API call.

6.2 Device level APIs

6.2.1 kvs_open_device

*kvs_result kvs_open_device (char *URI, kvs_device_handle *dev_hd)*

This API opens a KVS device. This API internally checks device availability and initializes it. It returns zero if successful. Otherwise, it returns an error code.

PARAMETERS

IN URI Universal Resource Identifier of a device
OUT dev_hd device handle

RETURNS

KVS_SUCCESS to indicate that device open is successful or an error code for error

ERROR CODE

KVS_ERR_DEV_NOT_EXIST	the device does not exist
KVS_ERR_SYS_IO	communication with device failed
KVS_ERR_PARAM_INVALID	URI is NULL

6.2.2 kvs_get_device_info

kvs_result kvs_get_device_info(kvs_device_handle dev_hd, kvs_device *dev_info)

This function call retrieves the device information (e.g., kvs_device data structure).

PARAMETERS

IN dev_hd device handle
OUT dev_info kvs_device data structure (device information)

RETURNS

KVS_SUCCESS for successful completion or an error code for error

ERROR CODE

KVS_ERR_DEV_NOT_EXIST no device exists for the device handle
KVS_ERR_SYS_IO communication with device failed

6.2.3 kvs_close_device

kvs_result kvs_close_device (kvs_device_handle dev_hd)

This API closes a KVS device. *dev_hd* is associated with an open device.

PARAMETERS

IN *dev_hd* device handle

ERROR CODE

KVS_ERR_DEV_NOT_EXIST no device with the *dev_hd* exists
KVS_ERR_SYS_IO communication with device failed

6.2.4 kvs_get_device_capacity

kvs_result kvs_get_device_capacity(kvs_device_handle dev_hd, uint64_t *dev_capacity)

This function call returns device capacity in bytes referenced by the given device handle.

PARAMETERS

IN	dev_hd	device handle
OUT	dev_capacity	device capacity

RETURNS

KVS_SUCCESS for successful completion or an error code for error

ERROR CODE

KVS_ERR_DEV_NOT_EXIST	no device exists for the device handle
KVS_ERR_SYS_IO	communication with device failed

6.2.5 kvs_get_device_utilization

kvs_result kvs_get_device_utilization (kvs_device_handle dev_hd, uint32_t *dev_utilization)

This function call returns the device utilization (i.e, used ratio of the device) by the given device handle. The utilization is from 0(0.00% utilized) to 10000(100%).

PARAMETERS

IN	dev_hd	device handle
OUT	dev_utilization	device utilization

RETURNS

KVS_SUCCESS for successful completion or an error code for error

ERROR CODE

KVS_ERR_DEV_NOT_EXIST	no device exists for the device handle
KVS_ERR_SYS_IO	communication with device failed

6.2.6 kvs_get_min_key_length

kvs_result kvs_get_min_key_length (kvs_device_handle dev_hd, uint32_t *min_key_length)

This function call returns the minimum length of key that the device supports.

PARAMETERS

IN dev_hd device handle
OUT min_key_length minimum key length that the device supports

RETURNS

KVS_SUCCESS for successful completion or an error code for error

ERROR CODE

KVS_ERR_DEV_NOT_EXIST no device exists for the device handle
KVS_ERR_SYS_IO communication with device failed

6.2.7 kvs_get_max_key_length

kvs_result kvs_get_max_key_length (kvs_device_handle dev_hd, uint32_t *max_key_length)

This function call returns the maximum length of key that the device supports.

PARAMETERS

IN dev_hd device handle
OUT max_key_length maximum key length that the device support

RETURNS

KVS_SUCCESS for successful completion or an error code for error

ERROR CODE

KVS_ERR_DEV_NOT_EXIST no device exists for the device handle
KVS_ERR_SYS_IO communication with device failed

6.2.8 kvs_get_min_value_length

kvs_result kvs_get_min_value_length (kvs_device_handle dev_hd, uint32_t *min_value_length)

This function call returns the minimum length of value that the device supports.

PARAMETERS

IN dev_hd device handle

OUT min_value_length minimum value length that the device supports

RETURNS

KVS_SUCCESS for successful completion or an error code for error

ERROR CODE

KVS_ERR_DEV_NOT_EXIST no device exists for the device handle

KVS_ERR_SYS_IO communication with device failed

6.2.9 kvs_get_max_value_length

kvs_result kvs_get_max_value_length (kvs_device_handle dev_hd, uint32_t *max_value_length)

This function call returns the maximum length of value that the device supports.

PARAMETERS

IN dev_hd device handle

OUT max_value_length maximum value length that the device supports

RETURNS

KVS_SUCCESS for successful completion or an error code for error

ERROR CODE

KVS_ERR_DEV_NOT_EXIST no device exists for the device handle

KVS_ERR_SYS_IO communication with device failed

6.2.10 kvs_get_optimal_value_length

kvs_result kvs_get_optimal_value_length (kvs_device_handle dev_hd, uint32_t *opt_value_length)

This function call returns the optimal length of value that the device supports. The device will perform best when the value size is the same as the optimal value size.

PARAMETERS

IN dev_hd device handle
OUT opt_value_length optimal value length that the device supports

RETURNS

KVS_SUCCESS for successful completion or an error code for error

ERROR CODE

KVS_ERR_DEV_NOT_EXIST no device exists for the device handle
KVS_ERR_SYS_IO communication with device failed

6.2.11 kvs create key space

***kvs_result kvs_create_key_space (kvs_device_handle dev_hd,
kvs_key_space_name *key_space_name, uint64_t size, kvs_option_key_space
opt)***

This API creates a new Key Space in a device. An application needs to specify a unique Key Space name, and its capacity. The capacity is defined in bytes. A 0 (numeric zero) capacity means no limitation where device capacity limits actual Key Space capacity. The device assigns a unique id while an application assigns a unique name.

PARAMETERS

IN dev_hd device handle
IN key_space_name name of Key Space
IN size capacity of a Key Space with respect to key value pair size (key size + value size) in bytes
IN opt Key Space option

RETURNS

KVS_SUCCESS if a Key Space is created successfully or an error code for error.

ERROR CODE

KVS_ERR_DEV_CAPACITY	the Key Space size is too big
KVS_ERR_KS_EXIST	Key Space with the same name already exists
KVS_ERR_KS_NAME	Key Space name does not meet the
requirement (e.g., too long (see 5.2.2))	
KVS_ERR_DEV_NOT_EXIST	no device with the <i>dev_hd</i> exists
KVS_ERR_SYS_IO	communication with device failed
KVS_ERR_PARAM_INVALID	<i>name</i> or <i>opt</i> is NULL
KVS_ERR_OPTION_INVALID	Key Space option is not supported

6.2.12 kvs delete key space

***kvs_result kvs_delete_key_space (kvs_device_handle dev_hd,
kvs_key_space_name *key_space_name)***

This API deletes a Key Space identified by the given Key Space name. It deletes all Key Value Pairs within the Key Space as well as the Key Space itself. As a side effect of the delete operation, the Key Space is closed for all applications as the Key Space is no longer present in the device. It is recommended that all applications accessing a Key Space close the Key Space prior to deleting the Key Space.

PARAMETERS

IN dev_hd device handle
IN key_space_name Key Space name

RETURNS

KVS_SUCCESS if a Key Space is deleted successfully or an error code for error

ERROR CODE

KVS_ERR_KS_NOT_EXIST Key Space with a given *key_space_name* does not exist
KVS_ERR_DEV_NOT_EXIST no device with the *dev_hd* exists
KVS_ERR_SYS_IO communication with device failed

6.2.13 kvs_list_key_spaces

kvs_result kvs_list_key_spaces (kvs_device_handle dev_hd, uint32_t index, uint32_t buffer_size, kvs_key_space_name *names, uint32_t *ks_cnt)

For a KVS device, this API returns the names of Key Spaces up to the number that fit in the buffer specified in *buffer_size*. A device may define a unique order of Key Space names and index is defined relative to that order. The value of index may change if a Key Space is created or deleted. The *index* specifies a start list entry offset, *buffer_size* specifies the size of the *kvs_key_space_name* array, and *names* is a buffer to store name information. The *ks_cnt* specifies the number of Key Space names to return.

PARAMETERS

IN <i>dev_hd</i>	device handle
IN <i>index</i>	start index of Key Space as an input
IN <i>buffer_size</i>	buffer size of Key Space names
OUT <i>names</i>	buffer to store Key Space names. This buffer is required to be preallocated before calling this routine.
OUT <i>ks_cnt</i>	the number of <i>names</i> stored in the buffer

RETURNS

KVS_SUCCESS if the operation is successful or an error code for error.

ERROR CODE

KVS_ERR_KS_NOT_EXIST	no Key Space exists
KVS_ERR_DEV_NOT_EXIST	no device with the <i>dev_hd</i> exists
KVS_ERR_SYS_IO	communication with device failed
KVS_ERR_KS_INDEX	<i>index</i> is not valid
KVS_ERR_PARAM_INVALID	<i>names</i> or <i>ks_cnt</i> is NULL

6.3 Key Space-level APIs

6.3.1 *kvs_open_key_space*

*kvs_result kvs_open_key_space (kvs_device_handle dev_hd, char *name, kvs_key_space_handle *ks_hd)*

This API opens a Key Space with a given name. This API communicates with a device to initialize the corresponding Key Space. The device is capable of recognizing and initializing the Key Space. If the Key Space is already open, this API returns `KVS_ERR_KS_OPEN`.

PARAMETERS

IN dev_hd Device handle
IN name Key Space name
OUT ks_hd Key Space handle

RETURNS

`KVS_SUCCESS` to indicate that device open is successful or an error code for error

ERROR CODE

<code>KVS_ERR_KS_NOT_EXIST</code>	Key Space with the given <i>name</i> does not exist,
<code>KVS_ERR_DEV_NOT_EXIST</code>	No device with <i>dev_hd</i> exists
<code>KVS_ERR_SYS_IO</code>	Communication with device failed
<code>KVS_ERR_KS_OPEN</code>	Key Space has been opened already

6.3.2 kvs close key space

kvs_result kvs_close_key_space (kvs_key_space_handle ks_hd)

This API closes a Key Space with a given Key Space handle. This API communicates with the device to close the corresponding Key Space. This API may clean up any internal Key Space states in the device. If the given Key Space was not open, this returns a KVS_ERR_KS_NOT_OPEN error.

PARAMETERS

IN ks_hd Key Space handle

RETURNS

KVS_SUCCESS to indicate that closing a Key Space is successful or an error code for an error

ERROR CODE

KVS_ERR_KS_NOT_OPEN	Key space is not open
KVS_ERR_KS_NOT_EXIST	Key Space with a given <i>ks_hd</i> does not exist
KVS_ERR_DEV_NOT_EXIST	No device with <i>dev_hd</i> exists
KVS_ERR_SYS_IO	Communication with device failed

6.3.3 kvs_get_key_space_info

*kvs_result kvs_get_key_space_info (kvs_key_space_handle ks_hd,
kvs_key_space *ks)*

This API retrieves Key Space information.

PARAMETERS

IN ks_hd Key Space handle
OUT ks Key Space information

RETURNS

KVS_SUCCESS to indicate that getting Key Space info is successful or an error code for error.

ERROR CODE

KVS_ERR_KS_NOT_EXIST	Key Space with a given <i>ks_hd</i> does not exist
KVS_ERR_SYS_IO	Communication with device failed
KVS_ERR_PARAM_INVALID	ks is NULL

6.3.4 *kvs_get_kvp_info*

*kvs_result kvs_get_kvp_info (kvs_key_space_handle ks_hd, kvs_key *key, kvs_kvp_info *info)*

This API retrieves key value pair properties. Key value pair properties includes a key length, a key byte stream, and a value length. Please refer to section 5.4.22 *kvs_kvp_info* for details. This API is intended to be used when a buffer length for a value is not known. The caller should create *kvs_kvp_info* object before calling this API.

PARAMETERS

IN *ks_hd* Key Space handle
IN *key* Key to find for key value properties
OUT *info* Key value pair properties

RETURNS

KVS_SUCCESS to indicate that retrieving key value pair properties is successful or an error code for error.

ERROR CODE

KVS_ERR_KS_NOT_EXIST Key Space with a given *ks_hd* does not exist
KVS_ERR_SYS_IO Communication with device failed
KVS_ERR_KEY_LENGTH_INVALID given *key* is not supported (e.g., length)
KVS_ERR_PARAM_INVALID *key* or *info* is NULL
KVS_ERR_KEY_NOT_EXIST *key* does not exist

6.3.5 *kvs_retrieve_kvp*

*kvs_result kvs_retrieve_kvp (kvs_key_space_handle ks_hd, kvs_key *key, kvs_option_retrieve *opt, kvs_value *value)*

This API retrieves a key value pair value with the given key. The value parameter contains output buffer information for the value. As an input, value.value contains the buffer to store the key value pair value and value.length contains the buffer size. The key value pair value is copied to value.value buffer and value.length is set to the retrieved value size. If the offset of value is not zero, the value of key value pair is copied into the buffer, skipping the first offset bytes of the value of key value pair. The offset is required to align to KVS_ALIGNMENT_UNIT. If the offset is not aligned, a KVS_ERR_VALUE_OFFSET_MISALIGNED error is returned and no data is transferred. If an allocated value buffer is not big enough to hold the value, the device will set actual_value_size to the size of the value, return KVS_ERR_BUFFER_SMALL and data is returned to the buffer up to the size specified in value.length.

The retrieve option is defined in 5.4.8 *kvs_option_retrieve*.

PARAMETERS

IN ks_hd Key Space handle
IN key Key of the key value pair to get value
IN opt retrieval option. It may be NULL. In that case, the default retrieval option is used.
OUT value value to receive the key value pair's value from device

RETURNS

KVS_SUCCESS to indicate that retrieve is successful or an error code for error.

ERROR CODE

KVS_ERR_VALUE_OFFSET_MISALIGNED *kvs_value.offset* is not aligned to KVS_ALIGNMENT_UNIT
KVS_ERR_KS_NOT_EXIST Key Space with a given *ks_hd* does not exist
KVS_ERR_SYS_IO Communication with device failed
KVS_ERR_KEY_LENGTH_INVALID given *key* is not supported (e.g., length)
KVS_ERR_BUFFER_SMALL Buffer space of *value* is not allocated or not enough
KVS_ERR_PARAM_INVALID *key* or *value* is NULL
KVS_ERR_OFFSET_INVALID *kvs_value.offset* is invalid
KVS_ERR_OPTION_INVALID the option is not supported
KVS_ERR_KEY_NOT_EXIST Key does not exist

6.3.6 *kvs_retrieve kvp_async*

*kvs_result kvs_retrieve_kvp_async (kvs_key_space_handle ks_hd, kvs_key *key, kvs_option_retrieve *opt, void *private1, void *private2, kvs_value *value, kvs_postprocess_function post_fn)*

This API asynchronously retrieves a key value pair value with the given key and returns immediately regardless of whether the pair is actually retrieved from a device or not. The final execution results are returned to post process function through `kvs_postprocess_context`. The value parameter contains output buffer information for the value. As an input value.value contains the buffer to store the key value pair value and value.length contains the buffer size. The key value pair value is copied to value.value buffer and value.length is set to the retrieved value size. If the offset of value is not zero, the value of key value pair is copied into the buffer, skipping the first offset bytes of the value of key value pair. That is, value.length is equal to the total size of (actual_value_size – offset). The offset is required to align to KVS_ALIGNMENT_UNIT. If the offset is not aligned, a KVS_ERR_VALUE_OFFSET_MISALIGNED error is returned. If an allocated value buffer is not big enough to hold the value, it will set value.actual_value_size to the actual value length and return KVS_ERR_BUFFER_SMALL.

The retrieve option of the retrieve operation is defined in 5.4.8 `kvs_option_retrieve`.

PARAMETERS

IN ks_hd	Key Space handle
IN key	Key of the key value pair to get value
IN opt	retrieval option. It may be NULL. In that case, the default retrieval option is used.
IN private1	Structure passed that may be returned in the <code>kvs_postprocess_context</code> after the async IO is completed
IN private2	Structure passed that may be returned in the <code>kvs_postprocess_context</code> after the async IO is completed
OUT value	value to receive the key value pair's value from device
IN post_fn	post process function pointer

RETURNS

KVS_SUCCESS to indicate that retrieve is successful or an error code for error.

ERROR CODE

KVS_ERR_VALUE_OFFSET_MISALIGNED	<code>kvs_value.offset</code> is not aligned to KVS_ALIGNMENT_UNIT
KVS_ERR_KS_NOT_EXIST	Key Space with a given <code>ks_hd</code> does not exist
KVS_ERR_SYS_IO	Communication with device failed
KVS_ERR_KEY_LENGTH_INVALID	given <code>key</code> is not supported (e.g., length)
KVS_ERR_BUFFER_SMALL	Buffer space of <code>value</code> is not allocated or not enough
KVS_ERR_PARAM_INVALID	<code>key</code> or <code>value</code> is NULL

KVS_ERR_OFFSET_INVALID	<i>kvs_value.offset</i> is invalid
KVS_ERR_OPTION_INVALID	the option is not supported
KVS_ERR_KEY_NOT_EXIST	Key does not exist

6.3.7 *kvs_store_kvp*

*kvs_result kvs_store_kvp (kvs_key_space_handle ks_hd, kvs_key *key, kvs_value *value, kvs_option_store *opt)*

This API writes a Key-value key value pair into a Key Space. This API supports the modes defined in section 5.4.9 as specified in opt.

Store operations execute based on the existence of the key and the *kvs_option_store* specified. If the Key Space does not have enough space to store a key value pair, a *KVS_ERR_KS_CAPACITY* error message is returned.

PARAMETERS

IN *ks_hd* Key Space handle
IN *key* Key of the key value pair to store into Key Space
IN *value* Value of the key value pair to store into Key Space
IN *opt* Store option. It may be NULL. In that case, the *kvs_store_type* of *KVS_STORE_POST* (see 5.4.9) is used.

RETURNS

KVS_SUCCESS to indicate that store is successful or an error code for error.

ERROR CODE

KVS_ERR_VALUE_OFFSET_MISALIGNED *kvs_value.offset* is not aligned to *KVS_ALIGNMENT_UNIT*
KVS_ERR_KS_NOT_EXIST Key Space with a given *ks_hd* does not exist
KVS_ERR_SYS_IO Communication with device failed
KVS_ERR_KEY_LENGTH_INVALID given *key* is not supported (e.g., length)
KVS_ERR_PARAM_INVALID a *key* or a *value* is NULL
KVS_ERR_OFFSET_INVALID *kvs_value.offset* is invalid
KVS_ERR_OPTION_INVALID unsupported option
KVS_ERR_KS_CAPACITY Key Space does not have enough space to store this key value pair
KVS_ERR_VALUE_UPDATE_NOT_ALLOWED a *key* exists but overwrite is not permitted
KVS_ERR_VALUE_LENGTH_INVALID given *value* is not supported (e.g., length)

6.3.8 *kvs_store kvp_async*

*kvs_result kvs_store_kvp_async (kvs_key_space_handle ks_hd, kvs_key *key, kvs_value *value, kvs_option_store *opt, kvs_postprocess_function post_fn, void *private1, void *private2)*

This API asynchronously writes a Key-value key value pair into a Key Space and returns immediately regardless of whether the pair is actually written to a device or not. The final execution results are returned to post process function through *kvs_postprocess_context*. This API supports the modes defined in section 5.4.9 .

Store operations execute based on the existence of the key and the *kvs_option_store* specified. If the Key Space does not have enough space to store a key value pair, a *KVS_ERR_KS_CAPACITY* error message is returned.

PARAMETERS

- IN *ks_hd* Key Space handle
- IN *key* Key of the key value pair to store into Key Space
- IN *value* Value of the key value pair to store into Key Space
- IN *opt* Store option. It may be NULL. In that case, the *kvs_store_type* of *KVS_STORE_POST* (see 5.4.9) is used.
- IN *post_fn* post process function pointer
- IN *private1* Structure passed that may be returned in the *kvs_postprocess_context* after the async IO is completed
- IN *private2* Structure passed that may be returned in the *kvs_postprocess_context* after the async IO is completed

RETURNS

KVS_SUCCESS to indicate that store is successful or an error code for error.

ERROR CODE

- KVS_ERR_VALUE_OFFSET_MISALIGNED* *kvs_value.offset* is not aligned to *KVS_ALIGNMENT_UNIT*
- KVS_ERR_KS_NOT_EXIST* Key Space with a given *ks_hd* does not exist
- KVS_ERR_SYS_IO* Communication with device failed
- KVS_ERR_KEY_LENGTH_INVALID* given *key* is not supported (e.g., length)
- KVS_ERR_PARAM_INVALID* a *key* or a *value* is NULL
- KVS_ERR_OFFSET_INVALID* *kvs_value.offset* is invalid
- KVS_ERR_OPTION_INVALID* unsupported option
- KVS_ERR_KS_CAPACITY* Key Space or device does not have enough space to store this key value pair
- KVS_ERR_VALUE_UPDATE_NOT_ALLOWED* a key exists but overwrite is not permitted
- KVS_ERR_VALUE_LENGTH_INVALID* given value is not supported (e.g., length)

6.3.9 *kvs delete kvp*

kvs_result kvs_delete_kvp (kvs_key_space_handle ks_hd, kvs_key key, kvs_option_delete *opt)*

This API deletes key value pair(s) with a given key.

PARAMETERS

IN ks_hd Key Space handle
IN key Key of the key value pair(s) to delete
IN opt delete option

RETURNS

KVS_SUCCESS Indicate that delete is successful or an error code for error.

ERROR CODE

KVS_ERR_KS_NOT_EXIST Key Space with a given *ks_hd* does not exist
KVS_ERR_PARAM_INVALID *key* is NULL.
KVS_ERR_SYS_IO Communication with device failed
KVS_ERR_KEY_LENGTH_INVALID given *key* is not supported (e.g., length)
KVS_ERR_KEY_NOT_EXIST *key* does not exist

6.3.10 *kvs delete kvp async*

kvs_result kvs_delete_kvp_async (kvs_key_space_handle ks_hd, kvs_key key, kvs_option_delete *opt, kvs_postprocess_function *post_fn, void *private1, void *private2)*

This API asynchronously deletes key value pair(s) with a given key and returns immediately regardless of whether the pair is actually deleted from a device or not. The final execution results are returned to post process function through *kvs_postprocess_context*.

PARAMETERS

IN *ks_hd* Key Space handle
IN *key* Key of the key value pair(s) to delete
IN *opt* delete option
IN *post_fn* post process function pointer
IN *private1* Structure passed that may be returned in the *kvs_postprocess_context* after the async IO is completed
IN *private2* Structure passed that may be returned in the *kvs_postprocess_context* after the async IO is completed

RETURNS

KVS_SUCCESS Indicate that delete is successful or an error code for error.

ERROR CODE

KVS_ERR_KS_NOT_EXIST Key Space with a given *ks_hd* does not exist
KVS_ERR_PARAM_INVALID *key* is NULL.
KVS_ERR_SYS_IO Communication with device failed
KVS_ERR_KEY_LENGTH_INVALID given *key* is not supported (e.g., length)
KVS_ERR_KEY_NOT_EXIST *key* does not exist

6.3.11 kvs delete key group

```
kvs_result kvs_delete_key_group(kvs_key_space_handle ks_hd,  
kvs_key_group_filter *grp_ftr);
```

This function call deletes the key-value pairs in a Key Space that matches with *grp_ftr*.

PARAMETERS

IN ks_hd	Key Space handle
IN grp_ftr	Key group filter to delete

RETURNS

KV_SUCCESS to indicate that delete key group is successful or an error code for error.

ERROR CODE

KVS_ERR_KS_NOT_EXIST	Key Space with a given <i>ks_hd</i> does not exist
KVS_ERR_PARAM_INVALID	<i>grp_ftr</i> is NULL.
KVS_ERR_SYS_IO	Communication with device failed

6.3.12 kvs delete key_group_async

```
kvs_result kvs_delete_key_group_async(kvs_key_space_handle ks_hd,  
kvs_key_group_filter *grp_ftr, kvs_postprocess_function post_fn, void  
*private1, void *private2);
```

This function call deletes the key-value pairs in a Key Space that matches with *grp_ftr* and returns immediately regardless of whether a key group is actually deleted from a device or not. The final execution results are returned to post process function through *kvs_postprocess_context*.

PARAMETERS

IN *ks_hd* Key Space handle
IN *grp_ftr* key group filter to delete
IN *post_fn* post process function pointer
IN *private1* Structure passed that may be returned in the *kvs_postprocess_context*
 after the async IO is completed
IN *private2* Structure passed that may be returned in the *kvs_postprocess_context*
 after the async IO is completed

RETURNS

KV_SUCCESS to indicate that delete key group is successful or an error code for error.

ERROR CODE

KVS_ERR_KS_NOT_EXIST	Key Space with a given <i>ks_hd</i> does not exist
KVS_ERR_PARAM_INVALID	<i>grp_ftr</i> is NULL.
KVS_ERR_SYS_IO	Communication with device failed

6.3.13 *kvs_exist_kv_pairs*

kvs_result *kvs_exist_kv_pairs* (***kvs_key_space_handle ks_hd***, uint32_t key_cnt, kvs_key *keys, uint32_t buffer_size, kvs_exist_list *list)

This API checks if a set of one or more keys exists and returns a *bool type* status. The existence of a key value pair is determined during an implementation-dependent time window while this API executes. Therefore, repeated routine calls may return different outputs in multi-threaded environments. One bit is used for each key. Therefore when 32 keys are intended to be checked, a caller should allocate 32 bits (i.e., 4 bytes) of memory buffer and the existence information is filled. The LSB (Least Significant Bit) of the *list->result_buffer* indicates if the first key exist or not.

PARAMETERS

IN ks_hd	Key Space handle
IN key_cnt	the number of keys to check
IN keys	a set of keys to check
IN buffer_size	list buffer size in bytes
OUT list	a kvs_exist_list indicates whether corresponding key(s) exists or not

RETURNS

KVS_SUCCESS to indicate success or an error code for error.

ERROR CODE

KVS_ERR_KS_NOT_EXIST	Key Space with a given <i>ks_hd</i> does not exist
KVS_ERR_BUFFER_SMALL	the buffer space of <i>list->result_buffer</i> is not big enough
KVS_ERR_PARAM_INVALID	<i>keys</i> or <i>list</i> parameter is NULL
KVS_ERR_SYS_IO	Communication with device failed

6.3.14 kvs_exist_kv_pairs_async

kvs_result kvs_exist_kv_pairs_async(kvs_key_space_handle ks_hd, uint32_t key_cnt, kvs_key *keys, uint32_t buffer_size, kvs_exist_list *list, void *private1, void *private2, kvs_postprocess_function post_fn)

This API asynchronously checks if a set of keys exists and returns a *bool* type status. It returns immediately regardless of whether keys are checked from a device or not. The final execution results are returned to the post process function through *kvs_postprocess_context*. The existence of a key value pair is determined during an implementation-dependent time window while this API executes. Therefore, repeated routine calls is able to return different outputs in multi-threaded environments. One bit is used for each key. Therefore when 32 keys are intended to be checked, a caller shall allocate 32 bits (i.e., 4 bytes) of memory buffer and the existence information is filled. The LSB (Least Significant Bit) of the *list->result_buffer* indicates if the first key exist or not.

PARAMETERS

IN ks_hd	Key Space handle
IN key_cnt	the number of keys
IN keys	a set of keys to check
IN buffer_size	list buffer size in bytes
IN private1	Structure passed that may be returned in the <i>kvs_postprocess_context</i> after the <i>async IO</i> is completed
IN private2	Structure passed that may be returned in the <i>kvs_postprocess_context</i> after the <i>async IO</i> is completed
OUT list	a list indicates whether a corresponding key exists or not
IN post_fn	post process function pointer

RETURNS

KVS_SUCCESS to indicate success or an error code for error.

ERROR CODE

KVS_ERR_KS_NOT_EXIST	Key Space with a given <i>ks_hd</i> does not exist
KVS_ERR_BUFFER_SMALL	the buffer space of <i>list->result_buffer</i> is not big enough
KVS_ERR_PARAM_INVALID	<i>keys</i> or <i>list</i> parameter is NULL
KVS_ERR_SYS_IO	Communication with device failed

6.4 Iterator Function calls

6.4.1 *kvs_create_iterator*

kvs_result kvs_create_iterator(kvs_key_space_handle ks_hd, kvs_option_iterator *iter_op, kvs_key_group_filter *iter_fltr, kvs_iterator_handle *iter_hd)

This function call enables applications to set up a Key Group such that the keys in that Key Group may be iterated within a Key Space (i.e., *kvs_create_iterator()* enables a device to prepare a Key Group of keys for iteration by matching a given bit pattern (*iter_fltr.bit_pattern*) to all keys in the Key Space considering bits indicated by *iter_fltr.bitmask* and the device sets up a Key Group of keys matching that “(*bitmask* & key) == *bit_pattern*”.) (e.g., if the *bitmask* and *bit_pattern* are 0xF0000000 and 0x30000000 respectively, then *kvs_create_iterator* will prepare a subset of keys which has 0x3XXXXXXX in keys.

Below are some examples of Key Groups.

- 1) If applications want to get all the existing keys within the device with the first bit of a key set to 1, *kvs_create_iterator()* should be called with *bitmask* = 0x80000000 (1000 0000 0000 0000 0000 0000 0000 0000) and *bit_pattern* = 0x80000000 (1000 0000 0000 0000 0000 0000 0000 0000).
- 2) If applications want to get all the existing keys within the device with the first bit of key set to 0, *bitmask* should be 0x80000000 (1000 0000 0000 0000 0000 0000 0000 0000) and *bit_pattern* should be 0x0 (0000 0000 0000 0000 0000 0000 0000 0000).
- 3) If applications want to get all the existing keys with the second and third bytes (bit 8 ~ bit15) equal to 0x04, *bitmask* should be 0x00FF0000 (0000 0000 1111 1111 0000 0000 0000 0000) and *bit_pattern* should be 0x00040000 (0000 0000 0000 0100 0000 0000 0000 0000).
- 4) If application wants to get all the existing keys with bit 1 ~ bit 4 equal to (0101), *bitmask* should be 0x78000000 (0111 1000 0000 0000 0000 0000 0000 0000) and *bit_pattern* should be 0x28000000 (0010 1000 0000 0000 0000 0000 0000 0000).

It also sets up the iterator option; *kvs_iterator_next()* will only retrieve keys when the *kvs_option_iterator* is *KVS_ITERATOR_OPT_KEY* while *kvs_iterator_next()* will retrieve key and value pairs when the *kvs_option_iterator* is *KVS_ITERATOR_OPT_KV*.

An iterator handle is provided as an output of this function call..

PARAMETERS

IN ks_hd Key Space handle
IN iter_op iterator option
IN iter_fltr iterator filter that includes bitmask and bit pattern
OUT iter_hd iterator handle

RETURNS

KVS_SUCCESS to indicate that device open is successful or an error code for error.

ERROR CODE

KVS_ERR_KS_NOT_EXIST	Key Space with a given <i>ks_hd</i> does not exist
KVS_ERR_PARAM_INVALID	<i>it_ftr</i> is NULL.
KVS_ERR_SYS_IO	Communication with device failed
KVS_ERR_ITERATOR_MAX	the maximum number of iterators that a device supports is already open. No more iterator are able to be opened.
KVS_ERR_ITERATOR_OPEN	<i>iterator is already opened</i>
KVS_ERR_OPTION_INVALID	the device does not support the specified iterator options
KVS_ERR_ITERATOR_FILTER_INVALID	iterator filter(match bitmask and pattern) is not valid

6.4.2 kvs delete iterator

kvs_result kvs_delete_iterator(kvs_key_space_handle ks_hd, kvs_iterator_handle iter_hd)

This function call releases the resources for the iterator Key Group specified by *iter_hd* in the specified Key Space.

PARAMETERS

IN *ks_hd* Key Space handle
IN *iter_hd* iterator handle

ERROR CODE

KVS_ERR_KS_NOT_EXIST	Key Space with a given <i>ks_hd</i> does not exist
KVS_ERR_SYS_IO	Communication with device failed
KVS_ERR_ITERATOR_NOT_EXIST	the iterator Key Group does not exist

6.4.3 *kvs_iterate_next*

```
kvs_result kvs_iterate_next(kvs_key_space_handle ks_hd, kvs_iterator_handle  
iter_hd, uint32_t buffer_size, kvs_iterator_list *iter_list);
```

This function call obtains a subset of key or key-value pairs from an Key Group of *iter_hd* within a Key Space (i.e., *kvs_iterate_next()* retrieves the next Key Group of keys or key-value pairs in the iterator Key Group (*iter_hd*) that is created with *kvs_create_iterator()* command). *buffer_size* is the iterator buffer (*iter_list*) size in bytes. The retrieved values (*iter_list*) are either keys or key-value pairs based on the iterator option which is specified by *kvs_create_iterator()*.

After *kvs_create_iterator* for a Key Group completes successfully, if a *kvs_store()* or *kvs_delete()* command with a key that matches that Key Group is received, then the keys associated with that command may or may not be included in that iterator.

In the output of this operation, *iter_list.num_entries* provides number of iterator elements in *iter_list.it_list* and *iter_list.end* indicates if there are more elements in the iterator Key Group after this operation. If *iter_list.end* is zero, there are more iterator Key Group elements and the host may run *kvs_iterate_next()* again to retrieve those elements. If *iter_list.end* is one, there are no more iterator Key Group elements and that iterator has reached the last element in the Key Group.

Output values (*iter_list.it_list*) are determined by the iterator option specified by an application.

- **KV_ITERATOR_OPT_KEY [MANDATORY]**: a subset of keys are returned in *iter_list.it_list* data structure
- **KV_ITERATOR_OPT_KEY_VALUE**: a subset of key-value pairs are returned in *iter_list.it_list* data structure

PARAMETERS

IN	ks_hd	Key Space handle
IN	iter_hd	iterator handle
IN	buffer_size	iterator buffer (<i>iter_list</i>) size in bytes
OUT	iter_list	output buffer for a set of keys or key-value pairs

ERROR CODE

KVS_ERR_KS_NOT_EXIST	Key Space with a given <i>ks_hd</i> does not exist
KVS_ERR_PARAM_INVALID	<i>iter_list</i> parameter is NULL
KVS_ERR_SYS_IO	Communication with device failed
KVS_ERR_ITERATOR_NOT_EXIST	the iterator Key Group does not exist

6.4.4 kvs_iterate_next_async

```
kvs_result kvs_iterate_next_async(kvs_key_space_handle ks_hd,  
kvs_iterator_handle iter_hd, uint32_t buffer_size, void *private1, void *private2,  
kvs_iterator_list *iter_list, kvs_postprocess_function post_fn);
```

This function call obtains a subset of key or key-value pairs from an iterator Key Group of *iter_hd* within a Key Space (i.e., *kvs_iterator_next()* retrieves a next Key Group of keys or key-value pairs in the iterator key group (*iter_hd*) that is set with *kvs_create_iterator()* command). *buffer_size* is the iterator buffer (*iter_list*) size in bytes. The retrieved values (*iter_list*) are either keys or key-value pairs based on the iterator option which is set by *kvs_create_iterator()*. It returns immediately regardless of whether the iterator list is ready from a device or not. The final execution results are returned to the post process function through *kvs_postprocess_context*.

When *kvs_store()* or *kvs_delete()* command whose key matches with an existing iterator Key Group is received, the keys may or may not be included in the iterator and the inclusion of the updated keys is unspecified.

In the output of this operation, *iter_list.num_entries* provides number of iterator elements in *iter_list.it_list* and *iter_list.end* indicates if there are more elements in the iterator Key Group after this operation. If *iter_list.end* is zero, there are more iterator Key Group elements and host may run *kvs_iterator_next()* again to retrieve those elements. If *iter_list.end* is one, there are no more iterator Key Group elements and the iterator reached the end.

Output values (*iter_list.it_list*) are determined by the iterator option set by an application.

- **KV_ITERATOR_OPT_KEY [MANDATORY]**: a subset of keys are returned in *iter_list.it_list* data structure
- **KV_ITERATOR_OPT_KEY_VALUE**: a subset of key-value pairs are returned in *iter_list.it_list* data structure

PARAMETERS

IN	ks_hd	Key Space handle
IN	iter_hd	iterator handle
IN	buffer_size	iterator buffer (<i>iter_list</i>) size in bytes
IN	private1	Structure passed that may be returned in the <i>kvs_postprocess_context</i> after the async IO is completed
IN	private2	Structure passed that may be returned in the <i>kvs_postprocess_context</i> after the async IO is completed
OUT	iter_list	output buffer for a set of keys or key-value pairs
IN	post_fn	post process function pointer

ERROR CODE

KVS_ERR_KS_NOT_EXIST Key Space with a given *ks_hd* does not exist
KVS_ERR_PARAM_INVALID *iter_list* parameter is NULL
KVS_ERR_SYS_IO Communication with device failed
KVS_ERR_ITERATOR_NOT_EXIST the iterator Key Group does not exist