



Storage Management Technical Specification, Part 4 Block Devices

Version 1.6.1, Revision 6

Abstract: This SNIA Technical Position defines an interface between WBEM-capable clients and servers for the secure, extensible, and interoperable management of networked storage.

This document has been released and approved by the SNIA. The SNIA believes that the ideas, methodologies and technologies described in this document accurately represent the SNIA goals and are appropriate for widespread distribution. Suggestions for revision should be directed to <http://www.snia.org/feedback/>.

SNIA Technical Position

November 30, 2016

Revision History

Revision 1

Date

1 December 2011

SCRs Incorporated and other changes

Block Services Package

(SMIS-160-Addenda-Draft-SCR00003)

- Updated Block Services with Storage Compression as Draft material (DRM-SMIS-SCR00226)
- Updated Block Services with Disk Provisioning as Draft material

Masking and Mapping (SMIS-160-Addenda-Draft-SCR00002)

- Updated the Masking and Mapping profile to add ElementName for SCSIProtocolController and add additional Operating Systems for StorageClientSettingData
- Promoted the material to Experimental

Replication Services (SMIS-160-Addenda-Draft-SCR00006)

- Updated Replication Services to support storage compression
- Promoted the material to Experimental

Automated Storage Tiering Policy (SMIS-160-Addenda-Draft-SCR00001)

- Added as a new profile as a specialization of the Automated Storage Tiering profile

Revision 2

Date

27 August 2013

SCRs Incorporated and other changes

Block part number changed to Part 4, per ISO request change re SMI-S 1.5.

Array (SMIS-150-Errata-SCR00051)

- Fixed Group Masking and Mapping Profile name

AutoStorageTiering (SMIS-160-Addenda-Draft-SCR00019)

- Updated Automated Storage Tiering Policy Profile: Clarify usage of ModifyStorageTierPolicyRule method

BlockServicesWithThinProvisioning

- Updates rolled forward from SMIS-150-Errata-SCR00040

CopyServices

- Updates for SMIS-150-Errata-SCR00042

DiskDriveLite (SMIS-160-Addenda-Draft-SCR00016)

- Added disk drive dependency to Disk Drive Lite Subprofile

GroupMaskingMapping (SMIS-150-Errata-SCR00005)

- Fixed Group Masking and Mapping Profile name

MappingMasking (SMIS-160-Addenda-Draft-SCR00012)

- FixedElement Naming in Masking and Mapping
- Corrected to make plural: DeviceAccesses values (Mantis 4208)

ReplicationServices(SMIS-160-Addenda-Draft-SCR00018)

- Added support for TokenizedClone (ODX).
- Allowed capabilities methods to accept a ReplicationSettingData parameter to refine the ReplicationType.
- Added support to "attach" a target to an instance of SynchronizationAspect.
- Synced up the signature of CreateSynchronizationAspect with the MOF.
- Added the missing CreateListReplica to GetSupportedWaitForCopyState.

Comments

Editorial notes and DRAFT material are displayed.

Revision 3

Date

4 December 2013

SCRs Incorporated and other changes

Automated Storage Tiering Profile

- Material promoted to Experimental per SMIS-160-Addenda-Draft-SCR00013
- Promoted to Experimental per SMIS-160-Addenda-Draft-SCR00014 and SMIS-160-Addenda-Draft-SCR00019

Block Server Performance

- Added support for Rate Performance Data, promoted to Experimental per SMIS-160-Addenda-Draft-SCR00020

Block Services Package

- Element Naming in Block Services Package promoted to Experimental per SMIS-160-Addenda-Draft-SCR00011
- Changes per MIS-160-Addenda-Draft-SCR00015, promoted to Experimental:
 - Clarification of StorageVolume – thinly versus fully provisioned
 - Creation of StorageVolumes from multiple StoragePools
 - TotalManagedSpace and elements with shared storage capacity
 - TotalManagedSpace and StoragePool's metadata space
 - Resolution of extends returned by GetAvailableExtents for Pools from Volumes

Disk Drive Lite

- Added disk drive dependency to Disk Drive Lite Subprofile, promoted to Experimental per SMIS-160-Addenda-Draft-SCR00016

Masking and Mapping

- Element Naming in Masking and Mapping promoted to Experimental per SMIS-160-Addenda-Draft-SCR00012

Replication Services Profile

- Enhanced Replication Services for Storage Compression, promoted to Experimental per SMIS-160-Addenda-Draft-SCR00004
- Enhancements promoted to Experimental per SMIS-160-Addenda-Draft-SCR00010
- Added support for TokenizedClone, promoted to Experimental per SMIS-160-Addenda-Draft-SCR00018
- Storage Compression, per SMIS-160-Addenda-Draft-SCR00003, SMIS-160-Addenda-Draft-SCR00004

Storage Virtualizer Profile

- Added extent dependency to Storage Virtualizer Profile, promoted to Experimental per SMIS-160-Addenda-Draft-SCR00017

Comments

Editorial notes are displayed.

DRAFT material is hidden.

Revision 4

Date

25 February 2014

SCRs Incorporated and other changes

Replication Services Profile

- TSG-SMIS-SCR00315 -- Utilize Standard Messages for Alert Indications.

Comments

Editorial notes and DRAFT material are hidden.

Revision 5

Date

11 August 2014

SCRs Incorporated and other changes

Block Server Performance Subprofile

- SMIS-160-Errata-SCR00008 -- Update the Block Server Performance Profile to relax metric requirements

Masking and Mapping Profile

- OFFICIAL: SMIS-150-Errata-SCR00059.00 -- Adjusted requirements of ExposePaths and HidePaths to facilitate specialization of Masking and Mapping Subprofile.

Annex: SMI-S Information Model

- CIM version updated to V2.41 per TSG ballot -- Correct CIM Schema Version in SMI-S.

Comments

Editorial notes and DRAFT material are hidden.

Revision 6

Date

11 October 2016

SCRs Incorporated and other changes

Block Services Package.

- Table 84, CIM_StorageVolume: Changed IdentifyingDescriptions to Conditional per Mantis 4538

Comments

Editorial notes and DRAFT material are hidden.

Suggestion for changes or modifications to this document should be sent to the SNIA Storage Management Initiative Technical Steering Group (SMI-TSG) at <http://www.snia.org/feedback/>.

USAGE

The SNIA hereby grants permission for individuals to use this document for personal use only, and for corporations and other business entities to use this document for internal use only (including internal copying, distribution, and display) provided that:

- 1) Any text, diagram, chart, table or definition reproduced shall be reproduced in its entirety with no alteration, and,
- 2) Any document, printed or electronic, in which material from this document (or any portion hereof) is reproduced shall acknowledge the SNIA copyright on that material, and shall credit the SNIA for granting permission for its reuse.

Other than as explicitly provided above, you may not make any commercial use of this document, sell any or this entire document, or distribute this document to third parties. All rights not explicitly granted are expressly reserved to SNIA.

Permission to use this document for purposes other than those enumerated above may be requested by e-mailing tcmd@snia.org. Please include the identity of the requesting individual and/or company and a brief description of the purpose, nature, and scope of the requested use.

All code fragments, scripts, data tables, and sample code in this SNIA document are made available under the following license:

BSD 3-Clause Software License

Copyright (c) 2014-2016, The Storage Networking Industry Association.

Redistribution and use in source and binary forms, with or without modification, are permitted provided that the following conditions are met:

- Redistributions of source code must retain the above copyright notice, this list of conditions and the following disclaimer.
- Redistributions in binary form must reproduce the above copyright notice, this list of conditions and the following disclaimer in the documentation and/or other materials provided with the distribution.
- Neither the name of The Storage Networking Industry Association (SNIA) nor the names of its contributors may be used to endorse or promote products derived from this software without specific prior written permission.

THIS SOFTWARE IS PROVIDED BY THE COPYRIGHT HOLDERS AND CONTRIBUTORS "AS IS" AND ANY EXPRESS OR IMPLIED WARRANTIES, INCLUDING, BUT NOT LIMITED TO, THE IMPLIED WARRANTIES OF MERCHANTABILITY AND FITNESS FOR A PARTICULAR PURPOSE ARE DISCLAIMED. IN NO EVENT SHALL THE COPYRIGHT OWNER OR CONTRIBUTORS BE LIABLE FOR ANY DIRECT, INDIRECT, INCIDENTAL, SPECIAL, EXEMPLARY, OR CONSEQUENTIAL DAMAGES (INCLUDING, BUT NOT LIMITED TO, PROCUREMENT OF SUBSTITUTE GOODS OR SERVICES; LOSS OF USE, DATA, OR PROFITS; OR BUSINESS INTERRUPTION) HOWEVER CAUSED AND ON ANY THEORY OF LIABILITY, WHETHER IN CONTRACT, STRICT LIABILITY, OR TORT (INCLUDING NEGLIGENCE OR OTHERWISE) ARISING IN ANY WAY OUT OF THE USE OF THIS SOFTWARE, EVEN IF ADVISED OF THE POSSIBILITY OF SUCH DAMAGE.

DISCLAIMER

The information contained in this publication is subject to change without notice. The SNIA makes no warranty of any kind with regard to this specification, including, but not limited to, the implied warranties of merchantability and fitness for a particular purpose. The SNIA shall not be liable for errors contained herein or for incidental or consequential damages in connection with the furnishing, performance, or use of this specification.

Suggestions for revisions should be directed to <http://www.snia.org/feedback/>.

Copyright © 2003-2016 SNIA. All rights reserved. All other trademarks or registered trademarks are the property of their respective owners.

Portions of the CIM Schema are used in this document with the permission of the Distributed Management Task Force (DMTF). The CIM classes that are documented have been developed and reviewed by both the SNIA and DMTF Technical Working Groups. However, the schema is still in development and review in the DMTF Working Groups and Technical Committee, and subject to change.

INTENDED AUDIENCE

This document is intended for use by individuals and companies engaged in developing, deploying, and promoting interoperable multi-vendor SANs through the Storage Networking Industry Association (SNIA) organization.

CHANGES TO THE SPECIFICATION

Each publication of this specification is uniquely identified by a three-level identifier, comprised of a version number, a release number and an update number. The current identifier for this specification is version 1.2.0. Future publications of this specification are subject to specific constraints on the scope of change that is permissible from one publication to the next and the degree of interoperability and backward compatibility that should be assumed between products designed to different publications of this standard. The SNIA has defined three levels of change to a specification:

- **Major Revision:** A major revision of the specification represents a substantial change to the underlying scope or architecture of the SMI-S API. A major revision results in an increase in the version number of the version identifier (e.g., from version 1.x.x to version 2.x.x). There is no assurance of interoperability or backward compatibility between releases with different version numbers.
- **Minor Revision:** A minor revision of the specification represents a technical change to existing content or an adjustment to the scope of the SMI-S API. A minor revision results in an increase in the release number of the specification's identifier (e.g., from x.1.x to x.2.x). Minor revisions with the same version number preserve interoperability and backward compatibility.
- **Update:** An update to the specification is limited to minor corrections or clarifications of existing specification content. An update will result in an increase in the third component of the release identifier (e.g., from x.x.1 to x.x.2). Updates with the same version and minor release levels preserve interoperability and backward compatibility.

TYPOGRAPHICAL CONVENTIONS

Maturity Level

In addition to informative and normative content, this specification includes guidance about the maturity of emerging material that has completed a rigorous design review but has limited implementation in commercial products. This material is clearly delineated as described in the following sections. The typographical convention is intended to provide a sense of the maturity of the affected material, without altering its normative content. By recognizing the relative maturity of different sections of the standard, an implementer should be able to make more informed decisions about the adoption and deployment of different portions of the standard in a commercial product.

This specification has been structured to convey both the formal requirements and assumptions of the SMI-S API and its emerging implementation and deployment lifecycle. Over time, the intent is that all content in the specification will represent a mature and stable design, be verified by extensive implementation experience, assure consistent support for backward compatibility, and rely solely on content material that has reached a similar level of maturity. Unless explicitly labeled with one of the subordinate maturity levels defined for this specification, content is assumed to satisfy these requirements and is referred to as "Finalized". Since much of the evolving specification

content in any given release will not have matured to that level, this specification defines three subordinate levels of implementation maturity that identify important aspects of the content's increasing maturity and stability. Each subordinate maturity level is defined by its level of implementation experience, its stability and its reliance on other emerging standards. Each subordinate maturity level is identified by a unique typographical tagging convention that clearly distinguishes content at one maturity model from content at another level.

Experimental Maturity Level

No material is included in this specification unless its initial architecture has been completed and reviewed. Some content included in this specification has complete and reviewed design, but lacks implementation experience and the maturity gained through implementation experience. This content is included in order to gain wider review and to gain implementation experience. This material is referred to as “Experimental”. It is presented here as an aid to implementers who are interested in likely future developments within the SMI specification. The contents of an Experimental profile may change as implementation experience is gained. There is a high likelihood that the changed content will be included in an upcoming revision of the specification. Experimental material can advance to a higher maturity level as soon as implementations are available. Figure 1 is a sample of the typographical convention for Experimental content.




Figure 1 - Experimental Maturity Level Tag

Implemented Maturity Level

Profiles for which initial implementations have been completed are classified as “Implemented”. This indicates that at least two different vendors have implemented the profile, including at least one provider implementation. At this maturity level, the underlying architecture and modeling are stable, and changes in future revisions will be limited to the correction of deficiencies identified through additional implementation experience. Should the material become obsolete in the future, it must be deprecated in a minor revision of the specification prior to its removal from subsequent releases. Figure 2 is a sample of the typographical convention for Implemented content.




Figure 2 - Implemented Maturity Level Tag

Stable Maturity Level

Once content at the Implemented maturity level has garnered additional implementation experience, it can be tagged at the Stable maturity level. Material at this maturity level has been implemented by three different vendors, including both a provider and a client. Should material that has reached this maturity level become obsolete, it may only be deprecated as part of a minor revision to the specification. Material at this maturity level that has been deprecated may only be removed from the specification as part of a major revision. A profile that has reached this maturity level is guaranteed to preserve backward compatibility from one minor specification revision to the next. As a result, Profiles at or above the Stable maturity level shall not rely on any content that is Experimental. Figure 3 is a sample of the typographical convention for Implemented content



Figure 3 - Stable Maturity Level Tag

Finalized Maturity Level

Content that has reached the highest maturity level is referred to as “Finalized.” In addition to satisfying the requirements for the Stable maturity level, content at the Finalized maturity level must solely depend upon or refine material that has also reached the Finalized level. If specification content depends upon material that is not under the control of the SNIA, and therefore not subject to its maturity level definitions, then the external content is evaluated by the SNIA to assure that it has achieved a comparable level of completion, stability, and implementation experience. Should material that has reached this maturity level become obsolete, it may only be deprecated as part of a major revision to the specification. A profile that has reached this maturity level is guaranteed to preserve backward compatibility from one minor specification revision to the next. Over time, it is hoped that all specification content will attain this maturity level. Accordingly, there is no special typographical convention, as there is with the other, subordinate maturity levels. Unless content in the specification is marked with one of the typographical conventions defined for the subordinate maturity levels, it should be assumed to have reached the Finalized maturity level.

Deprecated Material

Non-Experimental material can be deprecated in a subsequent revision of the specification. Sections identified as “Deprecated” contain material that is obsolete and not recommended for use in new development efforts. Existing and new implementations may still use this material, but shall move to the newer approach as soon as possible. The maturity level of the material being deprecated determines how long it will continue to appear in the specification. Implemented content shall be retained at least until the next revision of the specialization, while Stable and Finalized material shall be retained until the next major revision of the specification. Providers shall implement the deprecated elements as long as it appears in the specification in order to achieve backward compatibility. Clients may rely on deprecated elements, but are encouraged to use non-deprecated alternatives when possible.

Deprecated sections are documented with a reference to the last published version to include the deprecated section as normative material and to the section in the current specification with the replacement. Figure 4 contains a sample of the typographical convention for deprecated content.

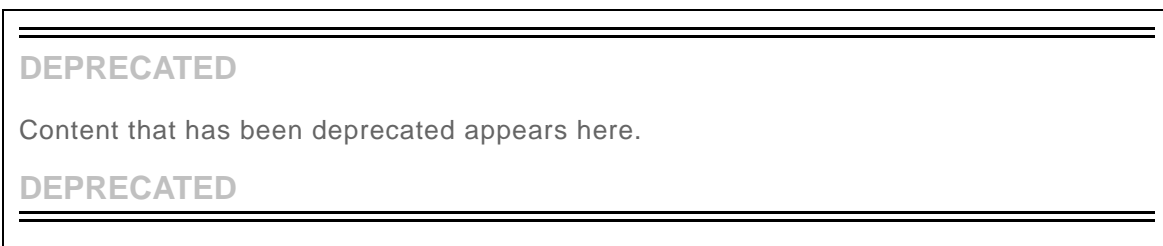


Figure 4 - Deprecated Tag

Contents

Revision History	2
List of Figures	17
List of Tables	21
Foreword	43
1 Scope	45
2 Normative References	47
2.1 Approved references	47
2.2 References under development	47
2.3 Other references	47
3 Definitions, Symbols, Abbreviations, and Conventions	49
4 Array Profile	51
4.1 Description	51
4.2 Health and Fault Management	53
4.3 Cascading Considerations	53
4.4 Supported Subprofiles and Packages	53
4.5 Methods of the Profile	54
4.6 Use Cases	55
4.7 Registered Name and Version	55
4.8 CIM Elements	56
5 Block Services Package	67
5.1 Description	67
5.2 Health and Fault Management Considerations	94
5.3 Cascading Considerations	96
5.4 Supported Profile, Subprofiles and Packages	97
5.5 Methods of this Profile	97
5.6 Client Considerations and Recipes	117
5.7 Registered Name and Version	145
5.8 CIM Elements	145
6 Block Storage Views Profile	189
6.1 Description	189
6.2 Health and Fault Management Consideration	208
6.3 Cascading Considerations	208
6.4 Methods of the Profile	208
6.5 Client Considerations and Recipes	209
6.6 CIM Elements	212
7 Block Server Performance Subprofile	243
7.1 Description	243
7.2 Implementation	245
7.3 Health and Fault Management Considerations	268
7.4 Cascading Considerations	268
7.5 Supported Subprofiles and Packages	268
7.6 Methods of the Profile	268
7.7 Client Considerations and Recipes	277
7.8 CIM Elements	304
8 CKD Block Services Profile	331
8.1 Description	331
8.2 Health and Fault Management Consideration	333
8.3 Cascading Considerations	333

8.4	Supported Profiles, Subprofiles, and Packages	334
8.5	Methods of the Profile	334
8.6	Client Considerations and Recipes	334
8.7	Registered Name and Version	334
8.8	CIM Elements.....	334
9	Copy Services Subprofile	379
9.1	Description	379
9.2	Health and Fault Management Considerations	417
9.3	Cascading Considerations	418
9.4	Supported Subprofiles and Packages.....	419
9.5	Methods of the Profile	419
9.6	Client Considerations and Recipes	437
9.7	CIM Elements.....	457
10	Disk Drive Subprofile	475
11	Disk Drive Lite Subprofile	477
11.1	Description	477
11.2	Health and Fault Management Considerations	479
11.3	Cascading Considerations	482
11.4	Supported Profiles, Subprofiles and Packages.....	482
11.5	Methods of this Profile.....	482
11.6	Registered Name and Version	483
11.7	CIM Elements.....	483
12	Disk Sparing Subprofile	503
12.1	Description	503
12.2	Health and Fault Management Considerations	510
12.3	Cascading Conjurations	510
12.4	Supported Subprofiles and Packages.....	510
12.5	Methods of the Profile	510
12.6	Client Considerations and Recipes	514
12.7	Registered Name and Version	515
12.8	CIM Elements.....	515
13	Erasure Profile.....	527
13.1	Description	527
13.2	Health and Fault Management Considerations	529
13.3	Cascading Considerations	529
13.4	Supported Profiles, Subprofiles, and Packages.....	529
13.5	Methods of the Profile	529
13.6	Client Considerations and Recipes	530
13.7	Registered Name and Version	534
13.8	CIM Elements.....	534
14	Extent Composition Subprofile	539
14.1	Description	539
14.2	Health and Fault Management Considerations	555
14.3	Cascading Considerations	555
14.4	Supported Subprofiles and Packages.....	555
14.5	Methods of the Profile	555
14.6	Client Considerations and Recipes	556
14.7	Registered Name and Version	561
14.8	CIM Elements.....	562

15	LUN Creation Subprofile.....	573
16	Extent Mapping Subprofile	575
17	LUN Mapping and Masking Subprofile	577
17.1	Compatibility with SMI-S 1.0 clients	577
18	Masking and Mapping Subprofile	579
18.1	Description	579
18.2	Health and Fault Management Considerations.....	588
18.3	Cascading Considerations	588
18.4	Supported Subprofiles, and Packages.....	588
18.5	Methods of the Profile	588
18.6	Client Considerations and Recipes	601
18.7	Registered Name and Version	614
18.8	CIM Elements.....	614
19	Pool Manipulation Capabilities, and Settings Subprofile	633
20	Storage Server Asymmetry Profile	635
20.1	Description	635
20.2	Health and Fault Management Consideration.....	643
20.3	Cascading Considerations	643
20.4	Supported Profiles, Subprofiles, and Packages.....	643
20.5	Methods of the Profile	643
20.6	Client Considerations and Recipes	644
20.7	Registered Name and Version	646
20.8	CIM Elements.....	646
21	Block Services Resource Ownership Subprofile	657
21.1	Description	657
21.2	Client Considerations and Recipes	662
22	Storage Virtualizer Profile.....	665
22.1	Description	665
22.2	Health and Fault Management.....	671
22.3	Storage Virtualizer Support for Cascading.....	671
22.4	Supported Subprofiles and Packages.....	673
22.5	Methods of the Profile	674
22.6	Use Cases.....	674
22.7	Registered Name and Version	675
22.8	CIM Elements.....	675
23	Volume Composition Profile	703
23.1	Description	703
23.2	Striped and Concatenated Composite Volumes	714
23.3	Health and Fault Management Consideration.....	715
23.4	Cascading Considerations	715
23.5	Supported Profiles, Subprofiles, and Packages.....	716
23.6	Methods of the Profile	716
23.7	Client Considerations and Recipes	725
23.8	Registered Name and Version	730
23.9	CIM Elements.....	731
24	Volume Management Profile	737
24.1	Description	737
24.2	Health and Fault Management Considerations.....	739
24.3	Cascading Considerations	739

24.4	Supported Subprofiles and Packages	739
24.5	Methods of the Profile	740
24.6	Client Considerations and Recipes	740
24.7	Registered Name and Version	740
24.8	CIM Elements.....	740
25	Storage Element Protection SubProfile	749
25.1	Description	749
25.2	Health and Fault Management Consideration.....	760
25.3	Cascading Considerations	760
25.4	Supported Profiles, Subprofiles, and Packages.....	760
25.5	Methods of the Profile	761
25.6	Client Considerations and Recipes	762
25.7	Registered Name and Version	766
25.8	CIM Elements.....	766
26	Replication Services Profile	771
26.1	Description	771
26.2	Health and Fault Management Consideration.....	799
26.3	Cascading Considerations	800
26.4	Mapping of Copy Services and Replication Services Properties and Methods	803
26.5	Methods of the Profile	804
26.6	Client Considerations and Recipes	840
26.7	Registered Name and Version	841
26.8	CIM Elements.....	841
27	Pools from Volumes Profile	875
27.1	Description	875
27.2	Block Services Enhancements.....	880
27.3	Health and Fault Management Considerations.....	881
27.4	Cascading Considerations	881
27.5	Supported Profiles, Subprofiles, and Packages.....	881
27.6	Methods of the Profile	881
27.7	Client Considerations and Recipes	882
27.8	Registered Name and Version	885
27.9	CIM Elements.....	886
28	Group Masking and Mapping Profile	889
28.1	Description	889
28.2	Health and Fault Management Consideration.....	897
28.3	Cascading Considerations	897
28.4	Methods of the Profile	897
28.5	Client Considerations and Recipes	901
28.6	Registered Name and Version	902
28.7	CIM Elements.....	902
29	Storage Relocation Profile	927
29.1	Overview	927
29.2	Model	927
29.3	Implementation.....	928
29.4	Indications	930
29.5	Health and Fault Management Consideration.....	931
29.6	Cascading Considerations	931
29.7	Mapping & Masking Considerations.....	931
29.8	Supported Profiles, Subprofiles, and Packages.....	932

29.9	Methods of the Profile	932
29.10	Client Considerations and Recipes	935
29.11	Registered Name and Version	961
29.12	CIM Elements.....	961
30	Thin Provisioning Profile.....	989
30.1	Description	989
30.2	Health and Fault Management Consideration.....	992
30.3	Cascading Considerations	992
30.4	Supported Profiles, Subprofiles, and Packages.....	993
30.5	Methods of the Profile	993
30.6	Client Considerations and Recipes	994
30.7	Registered Name and Version	1007
30.8	CIM Elements.....	1007
31	Automated Storage Tiering Profile	1059
31.1	Description	1059
31.2	Methods of the Profile	1072
31.3	Client Considerations and Recipes	1077
31.4	CIM Elements.....	1078
32	Automated Storage Tiering Policy Profile.....	1099
32.1	Synopsis.....	1099
32.2	Description	1099
32.3	Implementation.....	1100
32.4	Methods	1104
32.5	Use Cases.....	1109
32.6	CIM Elements.....	1110
Annex A (informative)	SMI-S Information Model.....	1139
Annex B (informative)	Registry of StorageExtent Definitions.....	1141

List of Figures

Figure 1 - Experimental Maturity Level Tag	8
Figure 2 - Implemented Maturity Level Tag	8
Figure 3 - Stable Maturity Level Tag.....	9
Figure 4 - Deprecated Tag.....	9
Figure 5 - Array Profile Instance Diagram.....	51
Figure 6 - Array Package Diagram	52
Figure 7 - Storage Capacity State.....	67
Figure 8 - StoragePool Manipulation Instance Diagram	69
Figure 9 - Capabilities Specific to a StoragePool.....	70
Figure 10 - StorageVolume Creation Instance Diagram	77
Figure 11 - Storage Configuration.....	79
Figure 12 - StorageExtent Conservation - Step 1	86
Figure 13 - StorageExtent Conservation - Step 2	87
Figure 14 - StorageExtent Conservation - Step 3	88
Figure 15 - Block Services Predefined FilterCollection	93
Figure 16 - Representative Block Service Instance Diagram.....	117
Figure 17 - StoragePool Creation - Initial State	118
Figure 18 - StoragePool Creation - Step 1.....	119
Figure 19 - StoragePool Creation - Step 2.....	119
Figure 20 - StoragePool Creation - Step 3.....	120
Figure 21 - StorageVolume Creation - Initial State	121
Figure 22 - StorageVolume Creation - Step 1.....	121
Figure 23 - StorageVolume Creation - Step 2.....	122
Figure 24 - StorageVolume Creation - Step 3.....	123
Figure 25 - Class diagram for managed element Block Storage View Classes.....	192
Figure 26 - Class diagram for view associations.....	193
Figure 27 - Block Storage View Class Capabilities	194
Figure 28 - VolumeView and related associations	195
Figure 29 - DiskDriveView and related associations.....	197
Figure 30 - MaskingMappingExposedDeviceView Association	200
Figure 31 - MaskingMapView Association	201
Figure 32 - The MappingProtocolControllerView	202
Figure 33 - The StoragePoolView	204
Figure 34 - The ReplicaPairView	207
Figure 35 - Block Server Performance Subprofile Summary Instance Diagram	246
Figure 36 - Base Array Profile Block Server Performance Instance Diagram.....	249
Figure 37 - Base Storage Virtualizer Profile Block Server Performance Instance Diagram.....	251
Figure 38 - Base Volume Management Profile Block Server Performance Instance Diagram	253
Figure 39 - Multiple Computer System Subprofile Block Server Performance Instance Diagram ...	257
Figure 40 - Fibre Channel Initiator Port Subprofile Block Server Performance Instance Diagram ..	258
Figure 41 - Extent Composition Subprofile Block Server Performance Instance Diagram	260
Figure 42 - Disk Drive Lite Subprofile Block Server Performance Instance Diagram	261
Figure 43 - Disk Drive Performance Data Rates.....	262

Figure 44 - SCSIArbitraryLogicalUnit Block Server Performance Instance Diagram.....	263
Figure 45 - Remote Mirrors Block Server Performance Instance Diagram.....	264
Figure 46 - Block Server Performance Manifest Collections.....	266
Figure 47 - Block Services Support for Count Key Data Storage	331
Figure 48 - Copy Services Discovery.....	381
Figure 49 - Local Replica	385
Figure 50 - Multi-Level Local Replication.....	386
Figure 51 - Multiple Snapshots Per Source Element.....	387
Figure 52 - SettingsDefineState Association	391
Figure 53 - SynchronizationAspect Instance	392
Figure 54 - State Transitions for Mirrors and Clones.....	400
Figure 55 - State Transitions for Snapshots and Migration.....	401
Figure 56 - CopyState Transitions	403
Figure 57 - Sample CopyState and ProgressStatus Transitions.....	409
Figure 58 - Fixed Space Consumption	413
Figure 59 - Variable Space Consumption	414
Figure 60 - Fixed Space Consumption	444
Figure 61 - Variable Space Consumption	445
Figure 62 - CIM Elements in the Disk Drive Model.....	478
Figure 63 - Disk Drive Dependency.....	481
Figure 64 - Drive Dependency and Pool Hierarchy.....	482
Figure 65 - Sparing Instance Diagram.....	503
Figure 66 - Variations of RS per Storage Element.....	506
Figure 67 - Before Failure	508
Figure 68 - During Failure	508
Figure 69 - After Failure	509
Figure 70 - Model Elements.....	529
Figure 71 - Remaining Extents in Extent Composition.....	541
Figure 72 - Volume Composition from General QOS Pool	543
Figure 73 - Single QOS Pool Composition (RAID Groups).....	544
Figure 74 - Single QOS Pool Composition - Two Concretes.....	545
Figure 75 - Concatenation Composition	547
Figure 76 - RAID0 Composition	547
Figure 77 - RAID1 Composition	548
Figure 78 - RAID10 Composition	549
Figure 79 - RAID0+1 Composition.....	550
Figure 80 - RAID4, 5 Composition	551
Figure 81 - RAID 6, 5DP, 4DP	552
Figure 82 - RAID15 Composition	553
Figure 83 - RAID50 Composition	554
Figure 84 - RAID51 Composition	555
Figure 85 - Generic System with no Configuration Service	581
Figure 86 - Generic System with ControllerConfigurationService.....	581
Figure 87 - Relationship of Initiator IDs, Endpoints, and Logical Units	583
Figure 88 - StorageClientSettingData Model	586
Figure 89 - Entire Model	587

Figure 90 - Storage Asymmetry Class Hierarchy.....	637
Figure 91 - Asymmetry with MCS	639
Figure 92 - Ports Do Not Failover, Healthy	640
Figure 93 - Ports Do Not Failover, Failed Controller	641
Figure 94 - Ports Failover, Healthy	642
Figure 95 - Ports Failover, Failed Controller	643
Figure 96 - Resource Ownership for Block Services	658
Figure 97 - ServiceAffectsElement Associations for ResourceOwnership.....	661
Figure 98 - AuthorizedPrivilege Associations for ResourceOwnership.....	662
Figure 99 - Storage Virtualizer Package Diagram.....	665
Figure 100 - Storage Virtualizer System Instance	667
Figure 101 - Dependency to Primordial StorageExtents.....	668
Figure 102 - Primordial Extent Dependency and Pool Hierarchy.....	669
Figure 103 - Virtualizer, Cascading and Initiator Ports.....	672
Figure 104 - Volume Composition Class Mode.....	704
Figure 105 - Example 1 Step 1	707
Figure 106 - Example 1 Step 2	708
Figure 107 - First Alternative Example - Before Composition	709
Figure 108 - First Alternative Example - After Composition	710
Figure 109 - Second Alternative Example - Before Composition.....	711
Figure 110 - Second Alternative Example - After Composition.....	712
Figure 111 - Example 2 - Before Composition	713
Figure 112 - Example 2 - After Composition	714
Figure 113 - Striping and Concatenation	715
Figure 114 - Volume Management Instance Diagram	738
Figure 115 - Storage Element Protection Class Model.....	750
Figure 116 - Retention Time Line	754
Figure 117 - Protection State Transition Diagram	755
Figure 118 - Step 1 - Initial State	756
Figure 119 - Step 2 - Volume Set to Read-only	757
Figure 120 - Step 3 - Second Volume Set to Read-only	758
Figure 121 - Step 4 - Volume Set to Read/Write Disabled.....	759
Figure 122 - Step 5 Volume Access Changed.....	760
Figure 123 - Replication Services Discovery	774
Figure 124 - Local Replica	776
Figure 125 - Remote Replica	777
Figure 126 - Remote Replication over two Paths	778
Figure 127 - Expanded Remote Replica	779
Figure 128 - An instance of ReplicationEntity	780
Figure 129 - StorageSynchronized and ReplicationEntity	780
Figure 130 - Multi-hop Replication	781
Figure 131 - Group Instances	782
Figure 132 - Sequentially Consistent Example	783
Figure 133 - Associated Groups and Elements	784
Figure 134 - SettingsDefineState Association	785
Figure 135 - A new instance of SynchronizationAspect.....	785

Figure 136 - SynchronizationAspect of a Group of elements	786
Figure 137 - SynchronizationAspect Instance	787
Figure 138 - One-to-Many Association	788
Figure 139 - CopyState Transitions	790
Figure 140 - Sample CopyState and ProgressStatus Transitions.....	792
Figure 141 - Fixed Space Consumption	796
Figure 142 - Variable Space Consumption	797
Figure 143 - Instance Diagram for Access to Leaf Resources.....	800
Figure 144 - Instance of ServiceAccessPoint	801
Figure 145 - Replication Services support for Cascading.....	802
Figure 146 - Cascading and Replication Groups	803
Figure 147 - Class Model.....	876
Figure 148 - Before Pool Creation	877
Figure 149 - After Pool Creation	879
Figure 150 - After Pool Creation without Extent Composition.....	880
Figure 151 - Group Masking and Mapping Model.....	891
Figure 152 - Masking Groups	892
Figure 153 - Nested Masking Groups	893
Figure 154 - Nested Masking Group Example.....	894
Figure 155 - Example ConsistentLogicalUnitNumber set to true	895
Figure 156 - Example ConsistentLogicalUnitNumber set to false.....	896
Figure 157 - Storage Relocation	928
Figure 158 - Relocate StorageVolume to local StoragePool	936
Figure 159 - Relocate StorageVolume to remote StoragePool.....	937
Figure 160 - Relocate StoragePool to local StoragePool	938
Figure 161 - Relocate StoragePool to remote StoragePool.....	939
Figure 162 - Relocate StorageVolume to local StorageExtent group	940
Figure 163 - Relocate StorageVolume to remote StorageExtent group.....	941
Figure 164 - Thin Provisioning Model	990
Figure 165 - RAID1 Capacity after Volume Creation	1005
Figure 166 - RAID1 Capacity with Thin Volume and RAID-at-Pool Approach.....	1006
Figure 167 - RAID1 Capacity with Thin Volume and RAID-at-Volume Approach.....	1007
Figure 168 - Automated Storage Tiering Discovery.....	1061
Figure 169 - Additional Automated Storage Tiering Components.....	1062
Figure 170 - Storage Tiering Model	1064
Figure 171 - Storage Tiering Model based on different pools.....	1065
Figure 172 - Storage Tiering based on StorageVolumes forming a StoragePool.....	1066
Figure 173 - Storage tiers based on QoS	1067
Figure 174 - StorageTiers based on Primordial StorageExtents.....	1068
Figure 175 - Two TierDomain Configuration.....	1070
Figure 176 - A volume associated to two storage tiers	1071
Figure 177 - Automated Storage Tiering Policy Discovery	1100
Figure 178 - Additional Tiering Policy Components.....	1101
Figure 179 - PolicyTimePeriodCondition	1102
Figure 180 - ManagedElement Subject to Tiering	1103

List of Tables

Table 1 - Supported Profiles for Array	53
Table 2 - CIM Elements for Array	56
Table 3 - SMI Referenced Properties/Methods for CIM_ComputerSystem (Top Level System).....	57
Table 4 - SMI Referenced Properties/Methods for CIM_ElementCapabilities (ImplementationCapabilities to System)	58
Table 5 - SMI Referenced Properties/Methods for CIM_FilterCollection (Array Predefined FilterCollection).....	58
Table 6 - SMI Referenced Properties/Methods for CIM_FilterCollection (Array ProfileSpecificLifecycleIndicationFilterCollection)	59
Table 7 - SMI Referenced Properties/Methods for CIM_HostedCollection (Array to ProfileSpecificLifecycleIndicationFilterCollection)	59
Table 8 - SMI Referenced Properties/Methods for CIM_HostedCollection (Array to predefined FilterCollection).....	59
Table 9 - SMI Referenced Properties/Methods for CIM_ImplementationCapabilities (ImplementationCapabilities)	60
Table 10 - SMI Referenced Properties/Methods for CIM_IndicationFilter (Array System Creation).....	60
Table 11 - SMI Referenced Properties/Methods for CIM_IndicationFilter (Array System Deletion)	61
Table 12 - SMI Referenced Properties/Methods for CIM_MemberOfCollection (Array ProfileSpecificLifecycleIndicationFilterCollection to Array Filters)	62
Table 13 - SMI Referenced Properties/Methods for CIM_MemberOfCollection (Predefined Filter Collection to Array Filters)	62
Table 14 - SMI Referenced Properties/Methods for CIM_ProtocolControllerForUnit (Arbitrary LU for All LUNs View).....	63
Table 15 - SMI Referenced Properties/Methods for CIM_ProtocolControllerForUnit (Storage volumes for All LUNs View).....	63
Table 16 - SMI Referenced Properties/Methods for CIM_SCSIArbitraryLogicalUnit (Arbitrary LU)	64
Table 17 - SMI Referenced Properties/Methods for CIM_SCSIProtocolController (All LUNs View)	64
Table 18 - SMI Referenced Properties/Methods for CIM_SystemDevice (System to SCSIArbitraryLogicalUnit)	65
Table 19 - SMI Referenced Properties/Methods for CIM_SystemDevice (System to SCSIProtocolController)	65
Table 20 - Mapping: Supported Actions to Methods.....	73
Table 21 - Valid Values for StorageConfigurationCapabilities associated to a Pool	75
Table 22 - SupportedStoragePoolFeatures Array	76
Table 23 - SupportedStoragePoolFeatures Array	76
Table 24 - RAID Mapping	80
Table 25 - Meaning of Usage values	83
Table 26 - Classes Required In Read-Only Implementation	83
Table 27 - Standard Messages for Block Services Package.....	95
Table 28 - OperationalStatus for StoragePool.....	95
Table 29 - OperationalStatus for StorageVolume.....	96
Table 30 - OperationalStatus for LogicalDisk	96
Table 31 - Supported Profiles for Block Services	97
Table 32 - Values for applicable Goal properties.....	111
Table 33 - CIM Elements for Block Services	145
Table 34 - SMI Referenced Properties/Methods for CIM_AllocatedFromStoragePool (Pool from Pool).....	151
Table 35 - SMI Referenced Properties/Methods for CIM_AllocatedFromStoragePool (Volume or LogicalDisk from Pool).....	151
Table 36 - SMI Referenced Properties/Methods for CIM_ElementCapabilities (EnabledLogicalElementCapabilities to StorageVolume or LogicalDisk)	152
Table 37 - SMI Referenced Properties/Methods for CIM_ElementCapabilities (EnabledLogicalElementCapabilities to StoragePool).....	152

Table 38 - SMI Referenced Properties/Methods for CIM_ElementCapabilities (ImplementationCapabilities to System)	153
Table 39 - SMI Referenced Properties/Methods for CIM_ElementCapabilities (StorageCapabilities to StorageConfigurationService)	153
Table 40 - SMI Referenced Properties/Methods for CIM_ElementCapabilities (StorageCapabilities to StoragePool)	153
Table 41 - SMI Referenced Properties/Methods for CIM_ElementCapabilities (StorageConfigurationCapabilities to StorageConfigurationService)	154
Table 42 - SMI Referenced Properties/Methods for CIM_ElementCapabilities (StorageConfigurationCapabilities to concrete StoragePool)	154
Table 43 - SMI Referenced Properties/Methods for CIM_ElementCapabilities (StorageConfigurationCapabilities to primordial StoragePool)	155
Table 44 - SMI Referenced Properties/Methods for CIM_ElementCapabilities (Used to declare the naming capabilities of the StoragePool)	155
Table 45 - SMI Referenced Properties/Methods for CIM_ElementCapabilities (Used to declare the naming capabilities of the StorageVolume or LogicalDisk)	156
Table 46 - SMI Referenced Properties/Methods for CIM_ElementSettingData	156
Table 47 - SMI Referenced Properties/Methods for CIM_EnabledLogicalElementCapabilities (For StorageConfigurationService)	157
Table 48 - SMI Referenced Properties/Methods for CIM_EnabledLogicalElementCapabilities (For StoragePool)	157
Table 49 - SMI Referenced Properties/Methods for CIM_FilterCollection (Block Services Predefined FilterCollection)	158
Table 50 - SMI Referenced Properties/Methods for CIM_FilterCollection (Block Services ProfileSpecificLifecycleIndicationFilterCollection)	158
Table 51 - SMI Referenced Properties/Methods for CIM_HostedCollection (Block Services to ProfileSpecificLifecycleIndicationFilterCollection)	158
Table 52 - SMI Referenced Properties/Methods for CIM_HostedCollection (System to predefined IndicationFilters)	159
Table 53 - SMI Referenced Properties/Methods for CIM_HostedService	159
Table 54 - SMI Referenced Properties/Methods for CIM_HostedStoragePool	159
Table 55 - SMI Referenced Properties/Methods for CIM_ImplementationCapabilities (ImplementationCapabilities)	160
Table 56 - SMI Referenced Properties/Methods for CIM_IndicationFilter (Logical Disk Creation)	160
Table 57 - SMI Referenced Properties/Methods for CIM_IndicationFilter (Logical Disk Deletion)	161
Table 58 - SMI Referenced Properties/Methods for CIM_IndicationFilter (Logical Disk OperationalStatus)	162
Table 59 - SMI Referenced Properties/Methods for CIM_IndicationFilter (Storage Pool Creation)	163
Table 60 - SMI Referenced Properties/Methods for CIM_IndicationFilter (Storage Pool Deletion)	163
Table 61 - SMI Referenced Properties/Methods for CIM_IndicationFilter (Storage Pool TotalManagedSpace)	164
Table 62 - SMI Referenced Properties/Methods for CIM_IndicationFilter (Storage Volume Creation)	165
Table 63 - SMI Referenced Properties/Methods for CIM_IndicationFilter (Storage Volume Deletion)	166
Table 64 - SMI Referenced Properties/Methods for CIM_IndicationFilter (Storage Volume OperationalStatus)	167
Table 65 - SMI Referenced Properties/Methods for CIM_IndicationFilter (WQL Logical Disk OperationalStatus)	168
Table 66 - SMI Referenced Properties/Methods for CIM_IndicationFilter (WQL Storage Volume OperationalStatus)	168
Table 67 - SMI Referenced Properties/Methods for CIM_LogicalDisk	169
Table 68 - SMI Referenced Properties/Methods for CIM_MemberOfCollection (Block Services Filter Collection to FilterCollection)	170
Table 69 - SMI Referenced Properties/Methods for CIM_MemberOfCollection (Block Services ProfileSpecificLifecycleIndicationFilterCollection to Block Services Filters)	171
Table 70 - SMI Referenced Properties/Methods for CIM_MemberOfCollection (Predefined Filter Collection	

to Block Services Filters)	171
Table 71 - SMI Referenced Properties/Methods for CIM_OwningJobElement	171
Table 72 - SMI Referenced Properties/Methods for CIM_StorageCapabilities	172
Table 73 - SMI Referenced Properties/Methods for CIM_StorageConfigurationCapabilities (Concrete)	174
Table 74 - SMI Referenced Properties/Methods for CIM_StorageConfigurationCapabilities (Global)	175
Table 75 - SMI Referenced Properties/Methods for CIM_StorageConfigurationCapabilities (Primordial)	177
Table 76 - SMI Referenced Properties/Methods for CIM_StorageConfigurationService.....	178
Table 77 - SMI Referenced Properties/Methods for CIM_StoragePool (Concrete)	179
Table 78 - SMI Referenced Properties/Methods for CIM_StoragePool (Empty)	180
Table 79 - SMI Referenced Properties/Methods for CIM_StoragePool (Primordial)	181
Table 80 - SMI Referenced Properties/Methods for CIM_StorageSetting.....	182
Table 81 - SMI Referenced Properties/Methods for CIM_StorageSettingWithHints	183
Table 82 - SMI Referenced Properties/Methods for CIM_StorageSettingsAssociatedToCapabilities.....	185
Table 83 - SMI Referenced Properties/Methods for CIM_StorageSettingsGeneratedFromCapabilities	185
Table 84 - SMI Referenced Properties/Methods for CIM_StorageVolume	185
Table 85 - SMI Referenced Properties/Methods for CIM_SystemDevice (System to StorageVolume or LogicalDisk).....	187
Table 86 - Related Profiles for Block Storage Views	189
Table 87 - Discovery of the Volumes on an Array	209
Table 88 - Discovery of the Disk Drives in a Primordial Pool	209
Table 89 - Discover Volumes exposed on a (Target) Port.....	210
Table 90 - Discover (target port) redundancy for a Volume.....	210
Table 91 - Discover Volumes exposed to a Host Port.....	210
Table 92 - Discover Mapping information for an array.....	211
Table 93 - Discover the Pool topology for an array	211
Table 94 - Discover the Replica Pairs for an array	212
Table 95 - CIM Elements for Block Storage Views.....	212
Table 96 - SMI Referenced Properties/Methods for CIM_AllocatedFromStoragePoolView (StoragePoolView to StoragePool).....	217
Table 97 - SMI Referenced Properties/Methods for CIM_AllocatedFromStoragePoolView (Volume to StoragePoolView)	218
Table 98 - SMI Referenced Properties/Methods for CIM_AllocatedFromStoragePoolView (VolumeView to StoragePool).....	218
Table 99 - SMI Referenced Properties/Methods for CIM_AllocatedFromStoragePoolViewView (PoolView to PoolView)	219
Table 100 - SMI Referenced Properties/Methods for CIM_AllocatedFromStoragePoolViewView (VolumeView to PoolView)	219
Table 101 - SMI Referenced Properties/Methods for CIM_BasedOnView (ExtentOnDriveExtent)	220
Table 102 - SMI Referenced Properties/Methods for CIM_BasedOnView (VolumeOnExtent)	220
Table 103 - SMI Referenced Properties/Methods for CIM_ConcreteComponentView.....	221
Table 104 - SMI Referenced Properties/Methods for CIM_ContainerView	221
Table 105 - SMI Referenced Properties/Methods for CIM_DiskDriveView.....	221
Table 106 - SMI Referenced Properties/Methods for CIM_DriveComponentViewView	223
Table 107 - SMI Referenced Properties/Methods for CIM_ElementCapabilities (View Capabilities)	223
Table 108 - SMI Referenced Properties/Methods for CIM_ElementStatisticalDataView (DiskDriveView)	224
Table 109 - SMI Referenced Properties/Methods for CIM_ElementStatisticalDataView (VolumeView)	224
Table 110 - SMI Referenced Properties/Methods for CIM_ElementView (DiskDrive).....	225
Table 111 - SMI Referenced Properties/Methods for CIM_ElementView (StorageSetting).....	225
Table 112 - SMI Referenced Properties/Methods for CIM_ElementView (Volume)	226
Table 113 - SMI Referenced Properties/Methods for CIM_ExtentComponentView	226

Table 114 - SMI Referenced Properties/Methods for CIM_HostedStoragePoolView.....	226
Table 115 - SMI Referenced Properties/Methods for CIM_MappingProtocolControllerView	227
Table 116 - SMI Referenced Properties/Methods for CIM_MaskingMappingExposedDeviceView.....	228
Table 117 - SMI Referenced Properties/Methods for CIM_MaskingMappingView.....	229
Table 118 - SMI Referenced Properties/Methods for CIM_ProtocolControllerForUnitView	230
Table 119 - SMI Referenced Properties/Methods for CIM_ReplicaPairView.....	230
Table 120 - SMI Referenced Properties/Methods for CIM_StoragePoolView	233
Table 121 - SMI Referenced Properties/Methods for CIM_SystemDeviceView (DiskDriveViews).....	235
Table 122 - SMI Referenced Properties/Methods for CIM_SystemDeviceView (MappingProtocolController-Views).....	235
Table 123 - SMI Referenced Properties/Methods for CIM_SystemDeviceView (ReplicaPairViews).....	236
Table 124 - SMI Referenced Properties/Methods for CIM_SystemDeviceView (VolumeViews).....	236
Table 125 - SMI Referenced Properties/Methods for CIM_ViewCapabilities	236
Table 126 - SMI Referenced Properties/Methods for CIM_VolumeView.....	237
Table 127 - SMI Referenced Properties/Methods for SNIA_DiskDriveView.....	239
Table 128 - Related Profiles for Block Server Performance	243
Table 129 - Summary of Element Types by Profile	254
Table 130 - Summary of Rate Element Types by Profile.....	255
Table 131 - Creation, Deletion and Modification Methods in Block Server Performance Subprofile.....	268
Table 132 - Interval for rate statistics.....	276
Table 133 - Summary of Statistics Support by Element	300
Table 134 - Cumulative and Rate Statistics Properties	301
Table 135 - ElementType and RateElementType Properties	302
Table 136 - Formulas and Calculations	303
Table 137 - Block Server Performance Subprofile Supported Capabilities Patterns.....	303
Table 138 - CIM Elements for Block Server Performance.....	304
Table 139 - SMI Referenced Properties/Methods for CIM_AssociatedBlockStatisticsManifestCollection (Client defined collection).....	307
Table 140 - SMI Referenced Properties/Methods for CIM_AssociatedBlockStatisticsManifestCollection (Provider defined collection).....	307
Table 141 - SMI Referenced Properties/Methods for CIM_BlockStatisticsCapabilities	308
Table 142 - SMI Referenced Properties/Methods for CIM_BlockStatisticsManifest (Client Defined).....	309
Table 143 - SMI Referenced Properties/Methods for CIM_BlockStatisticsManifest (Provider Support).....	310
Table 144 - SMI Referenced Properties/Methods for CIM_BlockStatisticsManifestCollection (Client Defined) ..	312
Table 145 - SMI Referenced Properties/Methods for CIM_BlockStatisticsManifestCollection (Provider Defined).....	313
Table 146 - SMI Referenced Properties/Methods for CIM_BlockStatisticsService.....	313
Table 147 - SMI Referenced Properties/Methods for CIM_BlockStorageStatisticalData	315
Table 148 - SMI Referenced Properties/Methods for CIM_ElementCapabilities	319
Table 149 - SMI Referenced Properties/Methods for CIM_ElementStatisticalData (Back end Port Stats)	319
Table 150 - SMI Referenced Properties/Methods for CIM_ElementStatisticalData (Component System Stats)	320
Table 151 - SMI Referenced Properties/Methods for CIM_ElementStatisticalData (Disk Stats)	320
Table 152 - SMI Referenced Properties/Methods for CIM_ElementStatisticalData (Extent Stats).....	321
Table 153 - SMI Referenced Properties/Methods for CIM_ElementStatisticalData (Front end Port Stats)	321
Table 154 - SMI Referenced Properties/Methods for CIM_ElementStatisticalData (Logical Disk Stats).....	321
Table 155 - SMI Referenced Properties/Methods for CIM_ElementStatisticalData (Remote Copy Stats)	322
Table 156 - SMI Referenced Properties/Methods for CIM_ElementStatisticalData (Top Level System Stats) ..	322
Table 157 - SMI Referenced Properties/Methods for CIM_ElementStatisticalData (Volume Stats).....	323
Table 158 - SMI Referenced Properties/Methods for CIM_HostedCollection (Client Defined).....	323
Table 159 - SMI Referenced Properties/Methods for CIM_HostedCollection (Default).....	324

Table 160 - SMI Referenced Properties/Methods for CIM_HostedCollection (Provider Supplied).....	324
Table 161 - SMI Referenced Properties/Methods for CIM_HostedService	324
Table 162 - SMI Referenced Properties/Methods for CIM_MemberOfCollection (Member of client defined collection)	325
Table 163 - SMI Referenced Properties/Methods for CIM_MemberOfCollection (Member of pre-defined collection)	325
Table 164 - SMI Referenced Properties/Methods for CIM_MemberOfCollection (Member of statistics collection).....	326
Table 165 - SMI Referenced Properties/Methods for CIM_StatisticsCollection.....	326
Table 166 - SMI Referenced Properties/Methods for SNIA_BlockStatisticsCapabilities	327
Table 167 - SMI Referenced Properties/Methods for SNIA_BlockStatisticsManifest (Client Defined)	327
Table 168 - SMI Referenced Properties/Methods for SNIA_BlockStatisticsManifest (Provider Support).....	329
Table 169 - Supported Profiles for CKD Block Services.....	334
Table 170 - CIM Elements for CKD Block Services.....	334
Table 171 - SMI Referenced Properties/Methods for CIM_AllocatedFromStoragePool (Pool from Pool).....	340
Table 172 - SMI Referenced Properties/Methods for CIM_AllocatedFromStoragePool (Volume or LogicalDisk from Pool).....	340
Table 173 - SMI Referenced Properties/Methods for CIM_ElementCapabilities (EnabledLogicalElementCapabilities to StorageVolume or LogicalDisk)	341
Table 174 - SMI Referenced Properties/Methods for CIM_ElementCapabilities (EnabledLogicalElementCapabilities to StoragePool).....	341
Table 175 - SMI Referenced Properties/Methods for CIM_ElementCapabilities (ImplementationCapabilities to System)	342
Table 176 - SMI Referenced Properties/Methods for CIM_ElementCapabilities (StorageCapabilities to StorageConfigurationService)	342
Table 177 - SMI Referenced Properties/Methods for CIM_ElementCapabilities (StorageCapabilities to StoragePool)	342
Table 178 - SMI Referenced Properties/Methods for CIM_ElementCapabilities (StorageConfigurationCapabilities to StorageConfigurationService).....	343
Table 179 - SMI Referenced Properties/Methods for CIM_ElementCapabilities (StorageConfigurationCapabilities to concrete StoragePool)	343
Table 180 - SMI Referenced Properties/Methods for CIM_ElementCapabilities (StorageConfigurationCapabilities to primordial StoragePool)	344
Table 181 - SMI Referenced Properties/Methods for CIM_ElementCapabilities (Used to declare the naming capabilities of the StoragePool)	344
Table 182 - SMI Referenced Properties/Methods for CIM_ElementCapabilities (Used to declare the naming capabilities of the StorageVolume or LogicalDisk)	345
Table 183 - SMI Referenced Properties/Methods for CIM_ElementSettingData.....	345
Table 184 - SMI Referenced Properties/Methods for CIM_EnabledLogicalElementCapabilities (For StorageConfigurationService).....	346
Table 185 - SMI Referenced Properties/Methods for CIM_EnabledLogicalElementCapabilities (For StoragePool)	346
Table 186 - SMI Referenced Properties/Methods for CIM_FilterCollection (Block Services Predefined FilterCollection).....	347
Table 187 - SMI Referenced Properties/Methods for CIM_FilterCollection (Block Services ProfileSpecificLifecycleIndicationFilterCollection)	347
Table 188 - SMI Referenced Properties/Methods for CIM_HostedCollection (Block Services to ProfileSpecificLifecycleIndicationFilterCollection)	348
Table 189 - SMI Referenced Properties/Methods for CIM_HostedCollection (System to predefined IndicationFilters).....	348
Table 190 - SMI Referenced Properties/Methods for CIM_HostedService	348
Table 191 - SMI Referenced Properties/Methods for CIM_HostedStoragePool.....	349
Table 192 - SMI Referenced Properties/Methods for CIM_ImplementationCapabilities (ImplementationCapa-	

bilities)	349
Table 193 - SMI Referenced Properties/Methods for CIM_IndicationFilter (Logical Disk Creation)	350
Table 194 - SMI Referenced Properties/Methods for CIM_IndicationFilter (Logical Disk Deletion)	350
Table 195 - SMI Referenced Properties/Methods for CIM_IndicationFilter (Logical Disk OperationalStatus)	351
Table 196 - SMI Referenced Properties/Methods for CIM_IndicationFilter (Storage Pool Creation)	352
Table 197 - SMI Referenced Properties/Methods for CIM_IndicationFilter (Storage Pool Deletion)	353
Table 198 - SMI Referenced Properties/Methods for CIM_IndicationFilter (Storage Pool TotalManaged-Space)	354
Table 199 - SMI Referenced Properties/Methods for CIM_IndicationFilter (Storage Volume Creation)	355
Table 200 - SMI Referenced Properties/Methods for CIM_IndicationFilter (Storage Volume Deletion)	356
Table 201 - SMI Referenced Properties/Methods for CIM_IndicationFilter (Storage Volume OperationalStatus)	356
Table 202 - SMI Referenced Properties/Methods for CIM_IndicationFilter (WQL Logical Disk Operational-Status)	357
Table 203 - SMI Referenced Properties/Methods for CIM_IndicationFilter (WQL Storage Volume OperationalStatus)	358
Table 204 - SMI Referenced Properties/Methods for CIM_LogicalDisk	359
Table 205 - SMI Referenced Properties/Methods for CIM_MemberOfCollection (Block Services Filter Collection to FilterCollection)	360
Table 206 - SMI Referenced Properties/Methods for CIM_MemberOfCollection (Block Services Profile-SpecificLifecycleIndicationFilterCollection to Block Services Filters)	361
Table 207 - SMI Referenced Properties/Methods for CIM_MemberOfCollection (Predefined Filter Collection to Block Services Filters)	361
Table 208 - SMI Referenced Properties/Methods for CIM_OwningJobElement	361
Table 209 - SMI Referenced Properties/Methods for CIM_StorageConfigurationCapabilities (Concrete)	362
Table 210 - SMI Referenced Properties/Methods for CIM_StorageConfigurationCapabilities (Global)	363
Table 211 - SMI Referenced Properties/Methods for CIM_StorageConfigurationCapabilities (Primordial)	365
Table 212 - SMI Referenced Properties/Methods for CIM_StorageConfigurationService	366
Table 213 - SMI Referenced Properties/Methods for CIM_StoragePool (Concrete)	367
Table 214 - SMI Referenced Properties/Methods for CIM_StoragePool (Empty)	368
Table 215 - SMI Referenced Properties/Methods for CIM_StoragePool (Primordial)	369
Table 216 - SMI Referenced Properties/Methods for CIM_StorageSettingWithHints	370
Table 217 - SMI Referenced Properties/Methods for CIM_StorageSettingsAssociatedToCapabilities	371
Table 218 - SMI Referenced Properties/Methods for CIM_StorageSettingsGeneratedFromCapabilities	372
Table 219 - SMI Referenced Properties/Methods for CIM_SystemDevice (System to StorageVolume or LogicalDisk)	372
Table 220 - SMI Referenced Properties/Methods for SNIA_StorageCapabilities	373
Table 221 - SMI Referenced Properties/Methods for SNIA_StorageSetting	375
Table 222 - SMI Referenced Properties/Methods for SNIA_StorageVolume	377
Table 223 - Related Profiles for Copy Services	379
Table 224 - Comparing SyncTypes	383
Table 225 - Alignment of SupportedSynchronizationType and SupportedReplicationType	383
Table 226 - Alignment of SyncType/Mode and CopyType	388
Table 227 - Alignment of CopyState and SyncState	389
Table 228 - Synchronization Operation Support Requirements	395
Table 229 - SyncState Values	397
Table 230 - CopyStates Values	397
Table 231 - SyncMaintained and WhenSynced Properties	399
Table 232 - Indications	415
Table 233 - Copy Services Alert Indications	417
Table 234 - Copy Services Error Responses	418

Table 235 - Extrinsic Methods of StorageConfigurationService	420
Table 236 - ModifySynchronization.....	420
Table 237 - CreateReplica Method.....	421
Table 238 - TargetPool Parameter for Delta Replicas	422
Table 239 - Extrinsic Methods of ReplicationService.....	424
Table 240 - GetAvailableTargetElements Method.....	429
Table 241 - Extrinsic Methods of ReplicationServiceCapabilities	431
Table 242 - SyncTypes	431
Table 243 - Modes.....	431
Table 244 - Local or Remote	432
Table 245 - ReplicationTypes	432
Table 246 - Features	433
Table 247 - Operations	433
Table 248 - Comparison of Similar Operations.....	435
Table 249 - SettingsDefineState Operations	435
Table 250 - Thin Provisioning Features	436
Table 251 - Components	436
Table 252 - Replica Specialization by CopyType	437
Table 253 - Replica Specialization by SyncType/Mode.....	438
Table 254 - Patterns Supported for StorageReplicationCapabilities.....	445
Table 255 - Space Consumption Properties	447
Table 256 - Space Consumption Properties, Fixed Pattern.....	447
Table 257 - CIM Elements for Copy Services.....	457
Table 258 - SMI Referenced Properties/Methods for CIM_ElementCapabilities (Associates ReplicationServiceCapabilities and ReplicationService)	460
Table 259 - SMI Referenced Properties/Methods for CIM_ElementCapabilities (Associates StorageReplicationCapabilities and StorageConfigurationService)	460
Table 260 - SMI Referenced Properties/Methods for CIM_ElementCapabilities (StorageConfigurationCapabilities to StorageConfigurationService).....	460
Table 261 - SMI Referenced Properties/Methods for CIM_ElementCapabilities (StorageConfigurationCapabilities to StoragePool)	461
Table 262 - SMI Referenced Properties/Methods for CIM_HostedService (Replication Service)	461
Table 263 - SMI Referenced Properties/Methods for CIM_HostedService (Storage Configuration Service)	461
Table 264 - SMI Referenced Properties/Methods for CIM_ReplicaPoolForStorage.....	462
Table 265 - SMI Referenced Properties/Methods for CIM_ReplicationService	462
Table 266 - SMI Referenced Properties/Methods for CIM_ReplicationServiceCapabilities	463
Table 267 - SMI Referenced Properties/Methods for CIM_ReplicationSettingData	464
Table 268 - SMI Referenced Properties/Methods for CIM_SettingsDefineState	465
Table 269 - SMI Referenced Properties/Methods for CIM_StorageCapabilities.....	466
Table 270 - SMI Referenced Properties/Methods for CIM_StorageConfigurationCapabilities	466
Table 271 - SMI Referenced Properties/Methods for CIM_StorageConfigurationService.....	467
Table 272 - SMI Referenced Properties/Methods for CIM_StoragePool	467
Table 273 - SMI Referenced Properties/Methods for CIM_StorageReplicationCapabilities.....	468
Table 274 - SMI Referenced Properties/Methods for CIM_StorageSetting	470
Table 275 - SMI Referenced Properties/Methods for CIM_StorageSynchronized	471
Table 276 - SMI Referenced Properties/Methods for CIM_StorageSynchronized (Between StorageExtent elements).....	472
Table 277 - SMI Referenced Properties/Methods for CIM_SynchronizationAspect	473
Table 278 - OperationalStatus For DiskDrive	479
Table 279 - Enabled State	480

Table 280 - CIM Elements for Disk Drive Lite.....	483
Table 281 - SMI Referenced Properties/Methods for CIM_ATAPort (Disk Drive Target ATA Port)	485
Table 282 - SMI Referenced Properties/Methods for CIM_ATAProtocolEndpoint (Disk Drive target ATA Protocol Endpoint).....	486
Table 283 - SMI Referenced Properties/Methods for CIM_AssociatedComponentExtent (Pool Component to Primordial Pool).....	486
Table 284 - SMI Referenced Properties/Methods for CIM_BasedOn (Bottom Level BasedOn)	487
Table 285 - SMI Referenced Properties/Methods for CIM_ConcreteComponent (Disk Extent to Primordial Pool)	487
Table 286 - SMI Referenced Properties/Methods for CIM_Container	488
Table 287 - SMI Referenced Properties/Methods for CIM_DeviceSAPImplementation (ATA).....	488
Table 288 - SMI Referenced Properties/Methods for CIM_DeviceSAPImplementation (SCSI)	488
Table 289 - SMI Referenced Properties/Methods for CIM_DiskDrive	489
Table 290 - SMI Referenced Properties/Methods for CIM_ElementSoftwareIdentity.....	490
Table 291 - SMI Referenced Properties/Methods for CIM_FCPort (Disk Drive Target FC Port).....	490
Table 292 - SMI Referenced Properties/Methods for CIM_FilterCollection (Disk Drive Lite Predefined Filter-Collection).....	491
Table 293 - SMI Referenced Properties/Methods for CIM_FilterCollection (Disk Drive Lite ProfileSpecificLifecycleIndicationFilterCollection)	491
Table 294 - SMI Referenced Properties/Methods for CIM_HostedCollection (System to ProfileSpecificLifecycleIndicationFilterCollection).....	491
Table 295 - SMI Referenced Properties/Methods for CIM_HostedCollection (System to predefined IndicationFilters).....	492
Table 296 - SMI Referenced Properties/Methods for CIM_IndicationFilter (Disk Drive Creation)	492
Table 297 - SMI Referenced Properties/Methods for CIM_IndicationFilter (Disk Drive Deletion)	493
Table 298 - SMI Referenced Properties/Methods for CIM_MediaPresent.....	494
Table 299 - SMI Referenced Properties/Methods for CIM_MemberOfCollection (Disk Drive Lite Filter Collection to FilterCollection).....	494
Table 300 - SMI Referenced Properties/Methods for CIM_MemberOfCollection (Disk Drive Lite Profile-SpecificLifecycleIndicationFilterCollection to Disk Drive Lite Filters).....	494
Table 301 - SMI Referenced Properties/Methods for CIM_MemberOfCollection (Predefined Filter Collection to Disk Drive Lite Filters)	495
Table 302 - SMI Referenced Properties/Methods for CIM_PhysicalPackage	495
Table 303 - SMI Referenced Properties/Methods for CIM_ProtocolControllerAccessesUnit	495
Table 304 - SMI Referenced Properties/Methods for CIM_Realizes	496
Table 305 - SMI Referenced Properties/Methods for CIM_ResourcePoolDriveDependency.....	496
Table 306 - SMI Referenced Properties/Methods for CIM_SAPAvailableForElement	497
Table 307 - SMI Referenced Properties/Methods for CIM_SASPort (Disk Drive Target SAS Port)	497
Table 308 - SMI Referenced Properties/Methods for CIM_SCSIInitiatorTargetLogicalUnitPath	498
Table 309 - SMI Referenced Properties/Methods for CIM_SCSIProtocolEndpoint (Disk Drive target SCSI Protocol Endpoint).....	498
Table 310 - SMI Referenced Properties/Methods for CIM_SPIPort (Disk Drive Target Parallel SCSI Port)	499
Table 311 - SMI Referenced Properties/Methods for CIM_SoftwareIdentity	499
Table 312 - SMI Referenced Properties/Methods for CIM_StorageElementDriveDependency	500
Table 313 - SMI Referenced Properties/Methods for CIM_StorageExtent (Primordial Disk Drive Extent).....	500
Table 314 - SMI Referenced Properties/Methods for CIM_SystemDevice (Disk Drive System)	501
Table 315 - SMI Referenced Properties/Methods for CIM_SystemDevice (Port System).....	501
Table 316 - SMI Referenced Properties/Methods for CIM_SystemDevice (Storage Extent System).....	501
Table 317 - SMI Referenced Properties/Methods for SNIA_DiskDrive.....	502
Table 318 - Supported Methods to Method Mapping.....	507
Table 319 - Supported Profiles for Disk Sparring.....	510

Table 320 - CIM Elements for Disk Sparing.....	515
Table 321 - SMI Referenced Properties/Methods for CIM_AssociatedComponentExtent (Spare to Storage Pool)	516
Table 322 - SMI Referenced Properties/Methods for CIM_ConcreteDependency (Extent to LogicalDisk)	517
Table 323 - SMI Referenced Properties/Methods for CIM_ConcreteDependency (Extent to Pool)	517
Table 324 - SMI Referenced Properties/Methods for CIM_ConcreteDependency (Extent to StorageVolume)...	517
Table 325 - SMI Referenced Properties/Methods for CIM_ElementCapabilities	518
Table 326 - SMI Referenced Properties/Methods for CIM_HostedCollection (ComputerSystem to Failover-StorageExtentsCollection)	518
Table 327 - SMI Referenced Properties/Methods for CIM_HostedCollection (ComputerSystem to RedundancySet)	518
Table 328 - SMI Referenced Properties/Methods for CIM_HostedService (ComputerSystem to SpareConfigurationService)	519
Table 329 - SMI Referenced Properties/Methods for CIM_IsSpare	519
Table 330 - SMI Referenced Properties/Methods for CIM_LogicalDisk	520
Table 331 - SMI Referenced Properties/Methods for CIM_MemberOfCollection	520
Table 332 - SMI Referenced Properties/Methods for CIM_Spared	521
Table 333 - SMI Referenced Properties/Methods for CIM_StorageExtent (Spare)	521
Table 334 - SMI Referenced Properties/Methods for CIM_StoragePool	521
Table 335 - SMI Referenced Properties/Methods for CIM_StorageRedundancySet.....	522
Table 336 - SMI Referenced Properties/Methods for CIM_StorageVolume	523
Table 337 - SMI Referenced Properties/Methods for SNIA_FailoverStorageExtentsCollection.....	523
Table 338 - SMI Referenced Properties/Methods for SNIA_SpareConfigurationCapabilities	524
Table 339 - SMI Referenced Properties/Methods for SNIA_SpareConfigurationService	524
Table 340 - Erase Method	530
Table 341 - CIM Elements for Erasure	534
Table 342 - SMI Referenced Properties/Methods for CIM_AllocatedFromStoragePool.....	535
Table 343 - SMI Referenced Properties/Methods for CIM_LogicalDisk	535
Table 344 - SMI Referenced Properties/Methods for CIM_StoragePool	535
Table 345 - SMI Referenced Properties/Methods for CIM_StorageVolume	536
Table 346 - SMI Referenced Properties/Methods for SNIA_EraseCapabilities.....	536
Table 347 - SMI Referenced Properties/Methods for SNIA_EraseService	537
Table 348 - SMI Referenced Properties/Methods for SNIA_EraseSetting	537
Table 349 - Supported Common RAID Levels.....	546
Table 350 - CIM Elements for Extent Composition.....	562
Table 351 - SMI Referenced Properties/Methods for CIM_AssociatedComponentExtent (Pool Component to Concrete Pool).....	563
Table 352 - SMI Referenced Properties/Methods for CIM_AssociatedRemainingExtent (Pool to its remaining extents).....	563
Table 353 - SMI Referenced Properties/Methods for CIM_BasedOn (Mid level BasedOn)	564
Table 354 - SMI Referenced Properties/Methods for CIM_BasedOn (Top level BasedOn).....	564
Table 355 - SMI Referenced Properties/Methods for CIM_CompositeExtent (Composite Intermediate).....	565
Table 356 - SMI Referenced Properties/Methods for CIM_CompositeExtent (Composite Pool Component)	565
Table 357 - SMI Referenced Properties/Methods for CIM_CompositeExtentBasedOn	566
Table 358 - SMI Referenced Properties/Methods for CIM_ConcreteComponent (Pool Component to Concrete Pool)	567
Table 359 - SMI Referenced Properties/Methods for CIM_ConcreteComponent (Remaining Extent to Pool)....	567
Table 360 - SMI Referenced Properties/Methods for CIM_FilterCollection (Extent Composition Predefined FilterCollection).....	568
Table 361 - SMI Referenced Properties/Methods for CIM_HostedCollection (System to predefined Extent Composition IndicationFilters)	568

Table 362 - SMI Referenced Properties/Methods for CIM_MemberOfCollection (Extent Composition Filter Collection to FilterCollection).....	568
Table 363 - SMI Referenced Properties/Methods for CIM_MemberOfCollection (Predefined Filter Collection to Extent Composition Filters)	569
Table 364 - SMI Referenced Properties/Methods for CIM_StorageExtent (Intermediate).....	569
Table 365 - SMI Referenced Properties/Methods for CIM_StorageExtent (Pool Component).....	570
Table 366 - SMI Referenced Properties/Methods for CIM_StorageExtent (Remaining)	570
Table 367 - SMI Referenced Properties/Methods for CIM_SystemDevice (Composite Extent System).....	571
Table 368 - SMI Referenced Properties/Methods for CIM_SystemDevice (Storage Extent System).....	571
Table 369 - SCSIProtocolController Property Description	585
Table 370 - ExposePath Use Cases.....	590
Table 371 - HidePaths Use Cases.....	593
Table 372 - Use Cases for ExposeDefaultLUs	595
Table 373 - Use Cases for HideDefaultLUs.....	597
Table 374 - CIM Elements for Masking and Mapping.....	614
Table 375 - SMI Referenced Properties/Methods for CIM_AuthorizedPrivilege.....	616
Table 376 - SMI Referenced Properties/Methods for CIM_AuthorizedSubject.....	617
Table 377 - SMI Referenced Properties/Methods for CIM_AuthorizedTarget	617
Table 378 - SMI Referenced Properties/Methods for CIM_ConcreteDependency (Associates ControllerConfigurationService and ProtocolController)	618
Table 379 - SMI Referenced Properties/Methods for CIM_ConcreteDependency (Associates PrivilegeManagementService and AuthorizedPrivilege)	618
Table 380 - SMI Referenced Properties/Methods for CIM_ConcreteDependency (Associates StorageHardwareIDManagementService and StorageHardwareID).....	618
Table 381 - SMI Referenced Properties/Methods for CIM_ConcreteDependency (Associates StorageHardwareIDManagementService and SystemSpecificCollection)	619
Table 382 - SMI Referenced Properties/Methods for CIM_ControllerConfigurationService.....	619
Table 383 - SMI Referenced Properties/Methods for CIM_ElementCapabilities (EnabledLogicalElementCapabilities to ControllerConfigurationService)	620
Table 384 - SMI Referenced Properties/Methods for CIM_ElementCapabilities (EnabledLogicalElementCapabilities to ProtocolController).....	620
Table 385 - SMI Referenced Properties/Methods for CIM_ElementCapabilities (EnabledLogicalElementCapabilities to StorageHardwareID).....	621
Table 386 - SMI Referenced Properties/Methods for CIM_ElementCapabilities (EnabledLogicalElementCapabilities to StorageHardwareIDManagementService).....	621
Table 387 - SMI Referenced Properties/Methods for CIM_ElementCapabilities (EnabledLogicalElementCapabilities to SystemSpecificCollection)	621
Table 388 - SMI Referenced Properties/Methods for CIM_ElementCapabilities (System to ProtocolControllerMaskingCapabilities)	622
Table 389 - SMI Referenced Properties/Methods for CIM_ElementSettingData (Associates ComputerSystem and StorageClientSettingData).....	622
Table 390 - SMI Referenced Properties/Methods for CIM_ElementSettingData (Associates Port and StorageClientSettingData)	622
Table 391 - SMI Referenced Properties/Methods for CIM_ElementSettingData (Associates ProtocolController and StorageClientSettingData).....	623
Table 392 - SMI Referenced Properties/Methods for CIM_ElementSettingData (Associates StorageHardwareID and StorageClientSettingData)	623
Table 393 - SMI Referenced Properties/Methods for CIM_EnabledLogicalElementCapabilities	624
Table 394 - SMI Referenced Properties/Methods for CIM_HostedCollection.....	624
Table 395 - SMI Referenced Properties/Methods for CIM_HostedService (Associates ComputerSystem and ControllerConfigurationService)	624
Table 396 - SMI Referenced Properties/Methods for CIM_HostedService (Associates ComputerSystem and PrivilegeManagementService).....	625

Table 397 - SMI Referenced Properties/Methods for CIM_HostedService (Associates ComputerSystem and StorageHardwareIDManagementService).....	625
Table 398 - SMI Referenced Properties/Methods for CIM_MemberOfCollection	626
Table 399 - SMI Referenced Properties/Methods for CIM_PrivilegeManagementService	626
Table 400 - SMI Referenced Properties/Methods for CIM_ProtocolController	627
Table 401 - SMI Referenced Properties/Methods for CIM_ProtocolControllerForUnit	627
Table 402 - SMI Referenced Properties/Methods for CIM_ProtocolControllerMaskingCapabilities	628
Table 403 - SMI Referenced Properties/Methods for CIM_SAPAvailableForElement	629
Table 404 - SMI Referenced Properties/Methods for CIM_StorageClientSettingData	629
Table 405 - SMI Referenced Properties/Methods for CIM_StorageHardwareID	629
Table 406 - SMI Referenced Properties/Methods for CIM_StorageHardwareIDManagementService	630
Table 407 - SMI Referenced Properties/Methods for CIM_SystemSpecificCollection	630
Table 408 - SMI Referenced Properties/Methods for SNIA_ProtocolControllerMaskingCapabilities	631
Table 409 - SMI Referenced Properties/Methods for SNIA_StorageHardwareID	631
Table 410 - SMI Referenced Properties/Methods for SNIA_StorageHardwareIDManagementService	631
Table 411 - CIM Elements for Storage Server Asymmetry.....	646
Table 412 - SMI Referenced Properties/Methods for CIM_AsymmetricAccessibility	649
Table 413 - SMI Referenced Properties/Methods for CIM_ElementCapabilities (To Top-level ComputerSystem)	649
Table 414 - SMI Referenced Properties/Methods for CIM_HostedCollection (Top-Level System to Load Group)	650
Table 415 - SMI Referenced Properties/Methods for CIM_HostedCollection (Top-Level System to Port Group)	650
Table 416 - SMI Referenced Properties/Methods for CIM_MemberOfCollection (SATA Target Port Group)	650
Table 417 - SMI Referenced Properties/Methods for CIM_MemberOfCollection (SB Target Port Group).....	651
Table 418 - SMI Referenced Properties/Methods for CIM_MemberOfCollection (SCSI Target Port Group)	651
Table 419 - SMI Referenced Properties/Methods for CIM_MemberOfCollection (Storage Resource Load Group aggregating Storage Pools).....	651
Table 420 - SMI Referenced Properties/Methods for CIM_MemberOfCollection (Storage Resource Load Group aggregating Storage Volumes).....	652
Table 421 - SMI Referenced Properties/Methods for CIM_MemberOfCollection (iSCSI Target Port Group)	652
Table 422 - SMI Referenced Properties/Methods for CIM_StorageConfigurationService.....	652
Table 423 - SMI Referenced Properties/Methods for CIM_StorageProcessorAffinity (StorageResourceLoadGroup)	653
Table 424 - SMI Referenced Properties/Methods for CIM_StorageProcessorAffinity (Target Port Group).....	654
Table 425 - SMI Referenced Properties/Methods for CIM_StorageServerAsymmetryCapabilities	654
Table 426 - Block Service Management Rights.....	658
Table 427 - Supported Profiles for Storage Virtualizer	673
Table 428 - CIM Elements for Storage Virtualizer	675
Table 429 - SMI Referenced Properties/Methods for CIM_AssociatedComponentExtent (Pool Component to Primordial Pool)	679
Table 430 - SMI Referenced Properties/Methods for CIM_ComputerSystem (Shadow).....	680
Table 431 - SMI Referenced Properties/Methods for CIM_ComputerSystem (Top Level System).....	680
Table 432 - SMI Referenced Properties/Methods for CIM_ConcreteComponent (Imported Extents to Primordial Pool).....	681
Table 433 - SMI Referenced Properties/Methods for CIM_Dependency (Systems)	681
Table 434 - SMI Referenced Properties/Methods for CIM_ElementCapabilities (ImplementationCapabilities to System)	682
Table 435 - SMI Referenced Properties/Methods for CIM_FilterCollection (Storage Virtualizer Predefined FilterCollection)	682
Table 436 - SMI Referenced Properties/Methods for CIM_FilterCollection (Storage Virtualizer ProfileSpecifi-	

cLifecycleIndicationFilterCollection)	683
Table 437 - SMI Referenced Properties/Methods for CIM_HostedCollection (Allocated Resources)	683
Table 438 - SMI Referenced Properties/Methods for CIM_HostedCollection (Remote Resources)	684
Table 439 - SMI Referenced Properties/Methods for CIM_HostedCollection (Storage Virtualizer to Profile-SpecificLifecycleIndicationFilterCollection).....	684
Table 440 - SMI Referenced Properties/Methods for CIM_HostedCollection (Storage Virtualizer to pre-defined FilterCollection).....	684
Table 441 - SMI Referenced Properties/Methods for CIM_ImplementationCapabilities (ImplementationCapabilities)	685
Table 442 - SMI Referenced Properties/Methods for CIM_IndicationFilter (Storage Virtualizer LogicalPort OperationalStatus).....	685
Table 443 - SMI Referenced Properties/Methods for CIM_IndicationFilter (Storage Virtualizer Storage Volume OperationalStatus).....	686
Table 444 - SMI Referenced Properties/Methods for CIM_IndicationFilter (Storage Virtualizer System Creation).....	687
Table 445 - SMI Referenced Properties/Methods for CIM_IndicationFilter (Storage Virtualizer System Deletion).....	688
Table 446 - SMI Referenced Properties/Methods for CIM_IndicationFilter (Storage Virtualizer System OperationalStatus).....	689
Table 447 - SMI Referenced Properties/Methods for CIM_IndicationFilter (WQL Storage Virtualizer FCPort OperationalStatus).....	690
Table 448 - SMI Referenced Properties/Methods for CIM_IndicationFilter (WQL Storage Virtualizer Storage Volume OperationalStatus)	691
Table 449 - SMI Referenced Properties/Methods for CIM_IndicationFilter (WQL Storage Virtualizer System OperationalStatus).....	692
Table 450 - SMI Referenced Properties/Methods for CIM_LogicalIdentity (Shadow Storage Volume).....	692
Table 451 - SMI Referenced Properties/Methods for CIM_MemberOfCollection (Allocated Resources).....	693
Table 452 - SMI Referenced Properties/Methods for CIM_MemberOfCollection (Predefined Filter Collection to Storage Virtualizer Filters)	693
Table 453 - SMI Referenced Properties/Methods for CIM_MemberOfCollection (Remote Resources).....	693
Table 454 - SMI Referenced Properties/Methods for CIM_MemberOfCollection (Storage Virtualizer Profile-SpecificLifecycleIndicationFilterCollection to Storage Virtualizer Filters)	694
Table 455 - SMI Referenced Properties/Methods for CIM_ProtocolControllerForUnit (Arbitrary LU for All LUNs View).....	694
Table 456 - SMI Referenced Properties/Methods for CIM_ProtocolControllerForUnit (Storage volumes for All LUNs View).....	695
Table 457 - SMI Referenced Properties/Methods for CIM_RemoteServiceAccessPoint (Shadow)	695
Table 458 - SMI Referenced Properties/Methods for CIM_ResourcePoolExtentDependency (PoolExtentDependency).....	696
Table 459 - SMI Referenced Properties/Methods for CIM_SAPAvailableForElement	696
Table 460 - SMI Referenced Properties/Methods for CIM_SCSIArbitraryLogicalUnit (Arbitrary LU)	696
Table 461 - SMI Referenced Properties/Methods for CIM_SCSIProtocolController (All LUNs View)	697
Table 462 - SMI Referenced Properties/Methods for CIM_StorageElementExtentDependency (ElementExtentDependency)	697
Table 463 - SMI Referenced Properties/Methods for CIM_StorageExtent (Imported Extents)	698
Table 464 - SMI Referenced Properties/Methods for CIM_StorageVolume (Shadow).....	698
Table 465 - SMI Referenced Properties/Methods for CIM_SystemDevice (Shadow StorageVolumes).....	700
Table 466 - SMI Referenced Properties/Methods for CIM_SystemDevice (System to SCSIArbitraryLogicalUnit)	700
Table 467 - SMI Referenced Properties/Methods for CIM_SystemDevice (System to SCSIProtocolController)	700
Table 468 - SMI Referenced Properties/Methods for CIM_SystemDevice (System to StorageExtent).....	701
Table 469 - SMI Referenced Properties/Methods for SNIA_AllocatedResources	701
Table 470 - SMI Referenced Properties/Methods for SNIA_RemoteResources	702

Table 471 - CompositionCharacteristics Property	705
Table 472 - Supported Profiles for Volume Composition.....	716
Table 473 - Method Summary	716
Table 474 - CreateOrModifyCompositeElement.....	718
Table 475 - RemoveElementsFromElement.....	720
Table 476 - ReturnElementToElements.....	720
Table 477 - GetAvailableElements	721
Table 478 - GetCompositeElements.....	722
Table 479 - GetSupportedStripeLengths	723
Table 480 - GetSupportedStripeLengthRange	724
Table 481 - GetSupportedStripeDepths.....	724
Table 482 - GetSupportedStripeDepthRange.....	725
Table 483 - CIM Elements for Volume Composition.....	731
Table 484 - SMI Referenced Properties/Methods for CIM_CompositeExtent	731
Table 485 - SMI Referenced Properties/Methods for CIM_CompositeExtentBasedOn (Volume Composition).....	732
Table 486 - SMI Referenced Properties/Methods for CIM_ElementCapabilities	732
Table 487 - SMI Referenced Properties/Methods for CIM_ElementSettingData.....	732
Table 488 - SMI Referenced Properties/Methods for CIM_HostedService (Associates ComputerSystem and the ElementCompositionService)	733
Table 489 - SMI Referenced Properties/Methods for CIM_StorageElementCompositionCapabilities	733
Table 490 - SMI Referenced Properties/Methods for CIM_StorageElementCompositionService	734
Table 491 - SMI Referenced Properties/Methods for CIM_StorageSetting	735
Table 492 - SMI Referenced Properties/Methods for CIM_StorageVolume	736
Table 493 - Supported Profiles for Volume Management.....	739
Table 494 - CIM Elements for Volume Management.....	740
Table 495 - SMI Referenced Properties/Methods for CIM_AllocatedFromStoragePool (LogicalDisk from Pool).....	741
Table 496 - SMI Referenced Properties/Methods for CIM_AllocatedFromStoragePool (Pool from Pool).....	742
Table 497 - SMI Referenced Properties/Methods for CIM_ComputerSystem	742
Table 498 - SMI Referenced Properties/Methods for CIM_ElementCapabilities	743
Table 499 - SMI Referenced Properties/Methods for CIM_ElementSettingData.....	743
Table 500 - SMI Referenced Properties/Methods for CIM_HostedStoragePool.....	743
Table 501 - SMI Referenced Properties/Methods for CIM_LogicalDisk	744
Table 502 - SMI Referenced Properties/Methods for CIM_StorageCapabilities.....	744
Table 503 - SMI Referenced Properties/Methods for CIM_StoragePool (Concrete).....	745
Table 504 - SMI Referenced Properties/Methods for CIM_StoragePool (Primordial)	746
Table 505 - SMI Referenced Properties/Methods for CIM_StorageSetting	746
Table 506 - SMI Referenced Properties/Methods for CIM_SystemDevice.....	747
Table 507 - Properties for StorageProtectionCapabilities.....	750
Table 508 - Properties for StorageProtectionSetting	751
Table 509 - Values for ProtectionControlled	752
Table 510 - Values for Access.....	752
Table 511 - Values for InquiryProtection.....	752
Table 512 - Values for DenyAsCopyTarget	752
Table 513 - Values for ProtectExpirationSpecified	753
Table 514 - Values for RemainingProtectionTime	753
Table 515 - Values for LUNMappingConfigurable	753
Table 516 - Methods of the Storage Element Protection Profile.....	761
Table 517 - CIM Elements for Storage Element Protection.....	766
Table 518 - SMI Referenced Properties/Methods for CIM_ElementCapabilities	767

Table 519 - SMI Referenced Properties/Methods for CIM_HostedService	767
Table 520 - SMI Referenced Properties/Methods for SNIA_ElementProtectionSettingData.....	767
Table 521 - SMI Referenced Properties/Methods for SNIA_StorageProtectionCapabilities.....	768
Table 522 - SMI Referenced Properties/Methods for SNIA_StorageProtectionService	768
Table 523 - SMI Referenced Properties/Methods for SNIA_StorageProtectionSetting	769
Table 524 - Supported Profiles for Replication Services	771
Table 525 - Key Classes.....	773
Table 526 - Comparing SyncTypes	775
Table 527 - CopyStates Values	789
Table 528 - Indications	799
Table 529 - Extrinsic Methods for Group Management	804
Table 530 - Extrinsic Methods for Replication Management	804
Table 531 - Extrinsic Methods for Getting Supported Capabilities	805
Table 532 - Selected CreateElementReplica optional parameters.....	810
Table 533 - Selected CreateGroupReplica optional parameters	812
Table 534 - Selected CreateListReplica optional parameters.....	814
Table 535 - SyncTypes.....	825
Table 536 - Modes.....	825
Table 537 - Local or Remote	825
Table 538 - ReplicationTypes	825
Table 539 - Features	826
Table 540 - Group Features.....	828
Table 541 - Consistency	830
Table 542 - Operations	830
Table 543 - Comparison of Similar Operations.....	832
Table 544 - SettingsDefineState Operations	833
Table 545 - Thin Provisioning Features.....	834
Table 546 - Components	834
Table 547 - Default Consistency.....	835
Table 548 - Group Persistency	835
Table 549 - Copy Methodologies.....	836
Table 550 - Target Element Suppliers	836
Table 551 - ThinProvisioningPolicy.....	836
Table 552 - StorageCompressionPolicy	837
Table 553 - Connection Features	838
Table 554 - Storage Compression Features.....	838
Table 555 - Copy Services and Replication Services Methods Mapping	840
Table 556 - CIM Elements for Replication Services	841
Table 557 - SMI Referenced Properties/Methods for CIM_ElementCapabilities	845
Table 558 - SMI Referenced Properties/Methods for CIM_GroupSynchronized.....	846
Table 559 - SMI Referenced Properties/Methods for CIM_HostedAccessPoint (ForProtocolEndpoint)	849
Table 560 - SMI Referenced Properties/Methods for CIM_HostedAccessPoint (ForRemoteServiceAccess- Point)	850
Table 561 - SMI Referenced Properties/Methods for CIM_HostedCollection (Allocated Resources)	850
Table 562 - SMI Referenced Properties/Methods for CIM_HostedCollection (Between ComputerSystem and RemoteReplicationCollection)	850
Table 563 - SMI Referenced Properties/Methods for CIM_HostedCollection (Between ComputerSystem and ReplicationGroup).....	851
Table 564 - SMI Referenced Properties/Methods for CIM_HostedCollection (Remote Resources)	851
Table 565 - SMI Referenced Properties/Methods for CIM_HostedService	852

Table 566 - SMI Referenced Properties/Methods for CIM_MemberOfCollection (Allocated Resources).....	852
Table 567 - SMI Referenced Properties/Methods for CIM_MemberOfCollection (ProtocolEndpoints to RemoteReplicationCollection).....	852
Table 568 - SMI Referenced Properties/Methods for CIM_MemberOfCollection (Remote Resources).....	853
Table 569 - SMI Referenced Properties/Methods for CIM_MemberOfCollection (Storage elements to RemoteReplicationCollection).....	853
Table 570 - SMI Referenced Properties/Methods for CIM_OrderedMemberOfCollection.....	853
Table 571 - SMI Referenced Properties/Methods for CIM_ProtocolEndpoint.....	854
Table 572 - SMI Referenced Properties/Methods for CIM_RemoteReplicationCollection.....	855
Table 573 - SMI Referenced Properties/Methods for CIM_RemoteServiceAccessPoint.....	855
Table 574 - SMI Referenced Properties/Methods for CIM_ReplicaPoolForStorage.....	856
Table 575 - SMI Referenced Properties/Methods for CIM_ReplicationEntity.....	856
Table 576 - SMI Referenced Properties/Methods for CIM_ReplicationGroup.....	857
Table 577 - SMI Referenced Properties/Methods for CIM_ReplicationService.....	857
Table 578 - SMI Referenced Properties/Methods for CIM_ReplicationServiceCapabilities.....	859
Table 579 - SMI Referenced Properties/Methods for CIM_ReplicationSettingData.....	861
Table 580 - SMI Referenced Properties/Methods for CIM_SAPAvailableForFileShare.....	864
Table 581 - SMI Referenced Properties/Methods for CIM_ServiceAffectsElement (Between ReplicationService and RemoteReplicationCollection).....	865
Table 582 - SMI Referenced Properties/Methods for CIM_ServiceAffectsElement (Between ReplicationService and ReplicationEntity).....	865
Table 583 - SMI Referenced Properties/Methods for CIM_ServiceAffectsElement (Between ReplicationService and ReplicationGroup).....	865
Table 584 - SMI Referenced Properties/Methods for CIM_SettingsAffectSettings (Between SynchronizationAspect and child SynchronizationAspects).....	866
Table 585 - SMI Referenced Properties/Methods for CIM_SettingsDefineState (Between ReplicationGroup and SynchronizationAspect).....	866
Table 586 - SMI Referenced Properties/Methods for CIM_SettingsDefineState (Between storage object and SynchronizationAspect).....	867
Table 587 - SMI Referenced Properties/Methods for CIM_SharedSecret.....	867
Table 588 - SMI Referenced Properties/Methods for CIM_StorageSynchronized.....	867
Table 589 - SMI Referenced Properties/Methods for CIM_SynchronizationAspect.....	871
Table 590 - SMI Referenced Properties/Methods for SNIA_AllocatedResources.....	873
Table 591 - SMI Referenced Properties/Methods for SNIA_RemoteResources.....	873
Table 592 - CIM Elements for Pools from Volumes.....	886
Table 593 - SMI Referenced Properties/Methods for CIM_AllocatedFromStoragePool (Volume from Pool).....	886
Table 594 - SMI Referenced Properties/Methods for CIM_ElementCapabilities.....	887
Table 595 - SMI Referenced Properties/Methods for CIM_SystemDevice.....	887
Table 596 - SMI Referenced Properties/Methods for SNIA_StorageConfigurationCapabilities.....	888
Table 597 - Supported Profiles for Group Masking and Mapping.....	889
Table 598 - Extrinsic Methods for Masking Group Management.....	897
Table 599 - Extrinsic Methods for Masking Views Management.....	898
Table 600 - CIM Elements for Group Masking and Mapping.....	902
Table 601 - SMI Referenced Properties/Methods for CIM_AssociatedDeviceMaskingGroup.....	905
Table 602 - SMI Referenced Properties/Methods for CIM_AssociatedInitiatorMaskingGroup.....	905
Table 603 - SMI Referenced Properties/Methods for CIM_AssociatedTargetMaskingGroup.....	905
Table 604 - SMI Referenced Properties/Methods for CIM_AuthorizedPrivilege.....	906
Table 605 - SMI Referenced Properties/Methods for CIM_AuthorizedSubject.....	906
Table 606 - SMI Referenced Properties/Methods for CIM_AuthorizedTarget.....	907
Table 607 - SMI Referenced Properties/Methods for CIM_ConcreteDependency (Associates ControllerConfigurationService and ProtocolController).....	907

Table 608 - SMI Referenced Properties/Methods for CIM_ConcreteDependency (Associates PrivilegeManagementService and AuthorizedPrivilege)	907
Table 609 - SMI Referenced Properties/Methods for CIM_ConcreteDependency (Associates StorageHardwareIDManagementService and StorageHardwareID)	908
Table 610 - SMI Referenced Properties/Methods for CIM_ConcreteDependency (Associates StorageHardwareIDManagementService and SystemSpecificCollection)	908
Table 611 - SMI Referenced Properties/Methods for CIM_DeviceMaskingGroup	909
Table 612 - SMI Referenced Properties/Methods for CIM_ElementCapabilities (EnabledLogicalElementCapabilities to ControllerConfigurationService)	909
Table 613 - SMI Referenced Properties/Methods for CIM_ElementCapabilities (EnabledLogicalElementCapabilities to ProtocolController)	910
Table 614 - SMI Referenced Properties/Methods for CIM_ElementCapabilities (EnabledLogicalElementCapabilities to StorageHardwareID)	910
Table 615 - SMI Referenced Properties/Methods for CIM_ElementCapabilities (EnabledLogicalElementCapabilities to StorageHardwareIDManagementService)	910
Table 616 - SMI Referenced Properties/Methods for CIM_ElementCapabilities (EnabledLogicalElementCapabilities to SystemSpecificCollection)	911
Table 617 - SMI Referenced Properties/Methods for CIM_ElementCapabilities (System to ProtocolControllerMaskingCapabilities)	911
Table 618 - SMI Referenced Properties/Methods for CIM_ElementSettingData (Associates ComputerSystem and StorageClientSettingData)	912
Table 619 - SMI Referenced Properties/Methods for CIM_ElementSettingData (Associates Port and StorageClientSettingData)	912
Table 620 - SMI Referenced Properties/Methods for CIM_ElementSettingData (Associates ProtocolController and StorageClientSettingData)	912
Table 621 - SMI Referenced Properties/Methods for CIM_ElementSettingData (Associates StorageHardwareID and StorageClientSettingData)	913
Table 622 - SMI Referenced Properties/Methods for CIM_EnabledLogicalElementCapabilities	913
Table 623 - SMI Referenced Properties/Methods for CIM_GroupMaskingMappingCapabilities	914
Table 624 - SMI Referenced Properties/Methods for CIM_GroupMaskingMappingService	917
Table 625 - SMI Referenced Properties/Methods for CIM_HostedCollection	918
Table 626 - SMI Referenced Properties/Methods for CIM_HostedService (Associates ComputerSystem and ControllerConfigurationService)	918
Table 627 - SMI Referenced Properties/Methods for CIM_HostedService (Associates ComputerSystem and PrivilegeManagementService)	918
Table 628 - SMI Referenced Properties/Methods for CIM_HostedService (Associates ComputerSystem and StorageHardwareIDManagementService)	919
Table 629 - SMI Referenced Properties/Methods for CIM_InitiatorMaskingGroup	919
Table 630 - SMI Referenced Properties/Methods for CIM_MemberOfCollection	920
Table 631 - SMI Referenced Properties/Methods for CIM_PrivilegeManagementService	920
Table 632 - SMI Referenced Properties/Methods for CIM_ProtocolController	921
Table 633 - SMI Referenced Properties/Methods for CIM_ProtocolControllerForUnit	921
Table 634 - SMI Referenced Properties/Methods for CIM_SAPAvailableForElement	922
Table 635 - SMI Referenced Properties/Methods for CIM_ServiceAffectsElement (Between GroupMaskingMappingService and MaskingGroup)	922
Table 636 - SMI Referenced Properties/Methods for CIM_StorageClientSettingData	922
Table 637 - SMI Referenced Properties/Methods for CIM_StorageHardwareID	923
Table 638 - SMI Referenced Properties/Methods for CIM_StorageHardwareIDManagementService	923
Table 639 - SMI Referenced Properties/Methods for CIM_SystemSpecificCollection	924
Table 640 - SMI Referenced Properties/Methods for CIM_TargetMaskingGroup	924
Table 641 - SMI Referenced Properties/Methods for SNIA_ProtocolControllerMaskingCapabilities	925
Table 642 - SMI Referenced Properties/Methods for SNIA_StorageHardwareID	925

Table 643 - SMI Referenced Properties/Methods for SNIA_StorageHardwareIDManagementService	925
Table 644 - Supported Profiles for Storage Relocation	932
Table 645 - CIM Elements for Storage Relocation	961
Table 646 - SMI Referenced Properties/Methods for CIM_AffectedJobElement (LogicalDisk to ConcreteJob)	964
Table 647 - SMI Referenced Properties/Methods for CIM_AffectedJobElement (StorageExtent to ConcreteJob).....	965
Table 648 - SMI Referenced Properties/Methods for CIM_AffectedJobElement (StoragePool to ConcreteJob)	965
Table 649 - SMI Referenced Properties/Methods for CIM_AffectedJobElement (StorageVolume to ConcreteJob).....	965
Table 650 - SMI Referenced Properties/Methods for CIM_ElementCapabilities (StorageConfigurationCapabilities to StoragePool)	966
Table 651 - SMI Referenced Properties/Methods for CIM_ElementCapabilities (StorageConfigurationCapabilities to StorageRelocationService)	966
Table 652 - SMI Referenced Properties/Methods for CIM_FilterCollection (Storage Relocation Predefined FilterCollection).....	966
Table 653 - SMI Referenced Properties/Methods for CIM_FilterCollection (Storage Relocation ProfileSpecificAlertIndicationFilterCollection)	967
Table 654 - SMI Referenced Properties/Methods for CIM_HostedCollection (System to Storage Relocation ProfileSpecificAlertIndicationFilterCollection)	967
Table 655 - SMI Referenced Properties/Methods for CIM_HostedCollection (System to predefined IndicationFilters)	967
Table 656 - SMI Referenced Properties/Methods for CIM_HostedService (StorageRelocationService to ComputerSystem)	968
Table 657 - SMI Referenced Properties/Methods for CIM_IndicationFilter (LogicalDiskRelocationEnd)	968
Table 658 - SMI Referenced Properties/Methods for CIM_IndicationFilter (LogicalDiskRelocationStart)	969
Table 659 - SMI Referenced Properties/Methods for CIM_IndicationFilter (StoragePoolRelocationEnd).....	970
Table 660 - SMI Referenced Properties/Methods for CIM_IndicationFilter (StoragePoolRelocationStart).....	970
Table 661 - SMI Referenced Properties/Methods for CIM_IndicationFilter (VolumeRelocationEnd)	971
Table 662 - SMI Referenced Properties/Methods for CIM_IndicationFilter (VolumeRelocationStart)	972
Table 663 - SMI Referenced Properties/Methods for CIM_LogicalDisk	973
Table 664 - SMI Referenced Properties/Methods for CIM_MemberOfCollection (Predefined Filter Collection to Storage Relocation Filters)	974
Table 665 - SMI Referenced Properties/Methods for CIM_MemberOfCollection (Storage Relocation Filter Collection to FilterCollection)	975
Table 666 - SMI Referenced Properties/Methods for CIM_MemberOfCollection (Storage Relocation ProfileSpecificAlertIndicationFilterCollection to Storage Relocation Filters).....	975
Table 667 - SMI Referenced Properties/Methods for CIM_OwningJobElement (StorageRelocationService to ConcreteJob)	975
Table 668 - SMI Referenced Properties/Methods for CIM_StorageConfigurationCapabilities (Concrete)	976
Table 669 - SMI Referenced Properties/Methods for CIM_StorageConfigurationCapabilities (Global)	978
Table 670 - SMI Referenced Properties/Methods for CIM_StorageConfigurationCapabilities (Primordial).....	980
Table 671 - SMI Referenced Properties/Methods for CIM_StorageExtent (Relocatable).....	981
Table 672 - SMI Referenced Properties/Methods for CIM_StoragePool (Concrete)	982
Table 673 - SMI Referenced Properties/Methods for CIM_StoragePool (Primordial)	983
Table 674 - SMI Referenced Properties/Methods for CIM_StorageRelocationService	984
Table 675 - SMI Referenced Properties/Methods for CIM_StorageVolume	985
Table 676 - Supported Profiles for Thin Provisioning	993
Table 677 - CIM Elements for Thin Provisioning	1007
Table 678 - SMI Referenced Properties/Methods for CIM_AllocatedFromStoragePool (Pool from Pool).....	1014
Table 679 - SMI Referenced Properties/Methods for CIM_AllocatedFromStoragePool (Volume or LogicalDisk from Pool).....	1015
Table 680 - SMI Referenced Properties/Methods for CIM_ElementCapabilities (EnabledLogicalElementCapa-	

	bilities to StorageVolume or LogicalDisk)	1015
Table 681	- SMI Referenced Properties/Methods for CIM_ElementCapabilities (EnabledLogicalElementCapabilities to StoragePool).....	1016
Table 682	- SMI Referenced Properties/Methods for CIM_ElementCapabilities (ImplementationCapabilities to System)	1016
Table 683	- SMI Referenced Properties/Methods for CIM_ElementCapabilities (StorageCapabilities to StorageConfigurationService)	1016
Table 684	- SMI Referenced Properties/Methods for CIM_ElementCapabilities (StorageCapabilities to StoragePool)	1017
Table 685	- SMI Referenced Properties/Methods for CIM_ElementCapabilities (StorageConfigurationCapabilities to StorageConfigurationService).....	1017
Table 686	- SMI Referenced Properties/Methods for CIM_ElementCapabilities (StorageConfigurationCapabilities to concrete StoragePool)	1018
Table 687	- SMI Referenced Properties/Methods for CIM_ElementCapabilities (StorageConfigurationCapabilities to primordial StoragePool)	1018
Table 688	- SMI Referenced Properties/Methods for CIM_ElementCapabilities (Used to declare the naming capabilities of the StoragePool)	1018
Table 689	- SMI Referenced Properties/Methods for CIM_ElementCapabilities (Used to declare the naming capabilities of the StorageVolume or LogicalDisk)	1019
Table 690	- SMI Referenced Properties/Methods for CIM_ElementSettingData.....	1019
Table 691	- SMI Referenced Properties/Methods for CIM_EnabledLogicalElementCapabilities (For StorageConfigurationService).....	1020
Table 692	- SMI Referenced Properties/Methods for CIM_EnabledLogicalElementCapabilities (For StoragePool)	1020
Table 693	- SMI Referenced Properties/Methods for CIM_FilterCollection (Block Services Predefined FilterCollection).....	1021
Table 694	- SMI Referenced Properties/Methods for CIM_FilterCollection (Block Services ProfileSpecificLifecycleIndicationFilterCollection)	1021
Table 695	- SMI Referenced Properties/Methods for CIM_FilterCollection (Thin Provisioning Predefined FilterCollection)	1022
Table 696	- SMI Referenced Properties/Methods for CIM_FilterCollection (Thin Provisioning ProfileSpecificAlertIndicationFilterCollection)	1022
Table 697	- SMI Referenced Properties/Methods for CIM_HostedCollection (Block Services to ProfileSpecificLifecycleIndicationFilterCollection)	1022
Table 698	- SMI Referenced Properties/Methods for CIM_HostedCollection (System to Thin Provisioning ProfileSpecificAlertIndicationFilterCollection)	1023
Table 699	- SMI Referenced Properties/Methods for CIM_HostedCollection (System to Thin Provisioning predefined IndicationFilters)	1023
Table 700	- SMI Referenced Properties/Methods for CIM_HostedCollection (System to predefined IndicationFilters).....	1023
Table 701	- SMI Referenced Properties/Methods for CIM_HostedService	1024
Table 702	- SMI Referenced Properties/Methods for CIM_HostedStoragePool.....	1024
Table 703	- SMI Referenced Properties/Methods for CIM_ImplementationCapabilities (ImplementationCapabilities)	1024
Table 704	- SMI Referenced Properties/Methods for CIM_IndicationFilter (Logical Disk Creation)	1025
Table 705	- SMI Referenced Properties/Methods for CIM_IndicationFilter (Logical Disk Deletion)	1026
Table 706	- SMI Referenced Properties/Methods for CIM_IndicationFilter (Logical Disk OperationalStatus)...	1026
Table 707	- SMI Referenced Properties/Methods for CIM_IndicationFilter (Storage Pool Creation).....	1027
Table 708	- SMI Referenced Properties/Methods for CIM_IndicationFilter (Storage Pool Deletion).....	1028
Table 709	- SMI Referenced Properties/Methods for CIM_IndicationFilter (Storage Pool TotalManagedSpace)	1029
Table 710	- SMI Referenced Properties/Methods for CIM_IndicationFilter (Storage Volume Creation).....	1030
Table 711	- SMI Referenced Properties/Methods for CIM_IndicationFilter (Storage Volume Deletion).....	1031

Table 712 - SMI Referenced Properties/Methods for CIM_IndicationFilter (Storage Volume OperationalStatus).....	1031
Table 713 - SMI Referenced Properties/Methods for CIM_IndicationFilter (Thin Provisioning Critical)	1032
Table 714 - SMI Referenced Properties/Methods for CIM_IndicationFilter (Thin Provisioning Threshold Cleared).....	1033
Table 715 - SMI Referenced Properties/Methods for CIM_IndicationFilter (Thin Provisioning Warning)	1034
Table 716 - SMI Referenced Properties/Methods for CIM_IndicationFilter (WQL Logical Disk Operational-Status)	1035
Table 717 - SMI Referenced Properties/Methods for CIM_IndicationFilter (WQL Storage Volume OperationalStatus)	1035
Table 718 - SMI Referenced Properties/Methods for CIM_LogicalDisk	1036
Table 719 - SMI Referenced Properties/Methods for CIM_MemberOfCollection (Block Services Filter Collection to FilterCollection).....	1037
Table 720 - SMI Referenced Properties/Methods for CIM_MemberOfCollection (Block Services Profile-SpecificLifecycleIndicationFilterCollection to Block Services Filters)	1038
Table 721 - SMI Referenced Properties/Methods for CIM_MemberOfCollection (Predefined Filter Collection to Block Services Filters)	1038
Table 722 - SMI Referenced Properties/Methods for CIM_MemberOfCollection (Predefined Filter Collection to Thin Provisioning Filters)	1039
Table 723 - SMI Referenced Properties/Methods for CIM_MemberOfCollection (Thin Provisioning Filter Collection to FilterCollection)	1039
Table 724 - SMI Referenced Properties/Methods for CIM_MemberOfCollection (Thin Provisioning Profile-SpecificAlertIndicationFilterCollection to Thin Provisioning Filters).....	1039
Table 725 - SMI Referenced Properties/Methods for CIM_OwningJobElement.....	1040
Table 726 - SMI Referenced Properties/Methods for CIM_StorageCapabilities.....	1040
Table 727 - SMI Referenced Properties/Methods for CIM_StorageConfigurationCapabilities (Concrete)	1042
Table 728 - SMI Referenced Properties/Methods for CIM_StorageConfigurationCapabilities (Global)	1044
Table 729 - SMI Referenced Properties/Methods for CIM_StorageConfigurationCapabilities (Primordial).....	1046
Table 730 - SMI Referenced Properties/Methods for CIM_StorageConfigurationService.....	1047
Table 731 - SMI Referenced Properties/Methods for CIM_StoragePool (Concrete)	1048
Table 732 - SMI Referenced Properties/Methods for CIM_StoragePool (Empty)	1049
Table 733 - SMI Referenced Properties/Methods for CIM_StoragePool (Primordial)	1050
Table 734 - SMI Referenced Properties/Methods for CIM_StorageSetting	1051
Table 735 - SMI Referenced Properties/Methods for CIM_StorageSettingWithHints.....	1053
Table 736 - SMI Referenced Properties/Methods for CIM_StorageSettingsAssociatedToCapabilities.....	1054
Table 737 - SMI Referenced Properties/Methods for CIM_StorageSettingsGeneratedFromCapabilities	1055
Table 738 - SMI Referenced Properties/Methods for CIM_StorageVolume	1055
Table 739 - SMI Referenced Properties/Methods for CIM_SystemDevice (System to StorageVolume or LogicalDisk).....	1057
Table 740 - Related Profiles for Automated Storage Tiering	1059
Table 741 - Key Classes.....	1060
Table 742 - SupportedFeatures	1072
Table 743 - SupportedTierFeatures.....	1072
Table 744 - Extrinsic Methods	1073
Table 745 - CIM Elements for Automated Storage Tiering.....	1078
Table 746 - SMI Referenced Properties/Methods for CIM_AdvancedStorageSetting	1079
Table 747 - SMI Referenced Properties/Methods for CIM_AssociatedElementTier.....	1081
Table 748 - SMI Referenced Properties/Methods for CIM_AssociatedResourcePool.....	1082
Table 749 - SMI Referenced Properties/Methods for CIM_ConcreteDependency (TierDomain to StorageTier)	1082
Table 750 - SMI Referenced Properties/Methods for CIM_ElementCapabilities	1082

Table 751 - SMI Referenced Properties/Methods for CIM_HostedService	1083
Table 752 - SMI Referenced Properties/Methods for CIM_MemberOfCollection (Identifies StorageExtents comprising a tier)	1083
Table 753 - SMI Referenced Properties/Methods for CIM_MemberOfCollection (Identifies StoragePools comprising a tier)	1083
Table 754 - SMI Referenced Properties/Methods for CIM_MemberOfCollection (Identifies StorageVolumes comprising a tier)	1084
Table 755 - SMI Referenced Properties/Methods for CIM_MemberOfCollection (Identifies primordial Storage-Extents comprising a tier)	1084
Table 756 - SMI Referenced Properties/Methods for CIM_ServiceAffectsElement (Between TierService and StorageTier).....	1085
Table 757 - SMI Referenced Properties/Methods for CIM_ServiceAffectsElement (Between TierService and TierDomain).....	1085
Table 758 - SMI Referenced Properties/Methods for CIM_SettingsDefineCapabilities (Between StorageTierCapabilities and TierSettingData).....	1085
Table 759 - SMI Referenced Properties/Methods for CIM_SettingsDefineCapabilities (Between TierService-Capabilities and TierSettingData).....	1086
Table 760 - SMI Referenced Properties/Methods for CIM_StorageTier	1086
Table 761 - SMI Referenced Properties/Methods for CIM_StorageTierCapabilities	1088
Table 762 - SMI Referenced Properties/Methods for CIM_StorageVolume (Constituent)	1090
Table 763 - SMI Referenced Properties/Methods for CIM_StorageVolume (Regular)	1091
Table 764 - SMI Referenced Properties/Methods for CIM_SystemComponent (TierDomain to ComputerSystem)	1093
Table 765 - SMI Referenced Properties/Methods for CIM_TierDomain	1094
Table 766 - SMI Referenced Properties/Methods for CIM_TierService.....	1094
Table 767 - SMI Referenced Properties/Methods for CIM_TierServiceCapabilities	1095
Table 768 - SMI Referenced Properties/Methods for CIM_TierSettingData.....	1097
Table 769 - Related Profiles for Automated Storage Tiering Policy.....	1099
Table 770 - Key Classes.....	1100
Table 771 - SupportedPolicyFeatures	1104
Table 772 - Extrinsic Methods	1105
Table 773 - Parameters for ModifyStorageTierPolicyRule.....	1107
Table 774 - CIM Elements for Automated Storage Tiering Policy	1110
Table 775 - SMI Referenced Properties/Methods for CIM_AdvancedStorageSetting.....	1112
Table 776 - SMI Referenced Properties/Methods for CIM_AssociatedElementTier.....	1114
Table 777 - SMI Referenced Properties/Methods for CIM_AssociatedResourcePool.....	1114
Table 778 - SMI Referenced Properties/Methods for CIM_AssociatedTierPolicy	1114
Table 779 - SMI Referenced Properties/Methods for CIM_ConcreteDependency (TierDomain to StorageTier)	1115
Table 780 - SMI Referenced Properties/Methods for CIM_ElementCapabilities	1115
Table 781 - SMI Referenced Properties/Methods for CIM_ElementSettingData.....	1116
Table 782 - SMI Referenced Properties/Methods for CIM_HostedService	1116
Table 783 - SMI Referenced Properties/Methods for CIM_MemberOfCollection (Identifies StorageExtents comprising a tier)	1116
Table 784 - SMI Referenced Properties/Methods for CIM_MemberOfCollection (Identifies StoragePools comprising a tier).....	1117
Table 785 - SMI Referenced Properties/Methods for CIM_MemberOfCollection (Identifies StorageVolumes comprising a tier).....	1117
Table 786 - SMI Referenced Properties/Methods for CIM_MemberOfCollection (Identifies primordial Storage-Extents comprising a tier)	1118
Table 787 - SMI Referenced Properties/Methods for CIM_PolicySetValidityPeriod.....	1118
Table 788 - SMI Referenced Properties/Methods for CIM_PolicyTimePeriodCondition.....	1118

Table 789 - SMI Referenced Properties/Methods for CIM_ServiceAffectsElement (Between TierPolicyService and TierPolicyRule).....	1119
Table 790 - SMI Referenced Properties/Methods for CIM_ServiceAffectsElement (Between TierService and StorageTier).....	1119
Table 791 - SMI Referenced Properties/Methods for CIM_ServiceAffectsElement (Between TierService and TierDomain).....	1120
Table 792 - SMI Referenced Properties/Methods for CIM_SettingsDefineCapabilities (Between StorageTierCapabilities and TierSettingData).....	1120
Table 793 - SMI Referenced Properties/Methods for CIM_SettingsDefineCapabilities (Between TierServiceCapabilities and TierSettingData).....	1120
Table 794 - SMI Referenced Properties/Methods for CIM_StorageTier.....	1121
Table 795 - SMI Referenced Properties/Methods for CIM_StorageTierCapabilities.....	1122
Table 796 - SMI Referenced Properties/Methods for CIM_StorageVolume (Constituent).....	1124
Table 797 - SMI Referenced Properties/Methods for CIM_StorageVolume (Regular).....	1126
Table 798 - SMI Referenced Properties/Methods for CIM_SystemComponent (TierDomain to ComputerSystem).....	1128
Table 799 - SMI Referenced Properties/Methods for CIM_TierDomain.....	1128
Table 800 - SMI Referenced Properties/Methods for CIM_TierPolicyRule.....	1129
Table 801 - SMI Referenced Properties/Methods for CIM_TierPolicyService.....	1130
Table 802 - SMI Referenced Properties/Methods for CIM_TierPolicyServiceCapabilities.....	1131
Table 803 - SMI Referenced Properties/Methods for CIM_TierPolicySetAppliesToElement.....	1134
Table 804 - SMI Referenced Properties/Methods for CIM_TierPolicySettingData.....	1135
Table B.1 Registry of StorageExtent Definitions.....	1141
Table B.2 Example Valid Combinations of Extent Definitions.....	1145
Table B.3 Extent Combinations not defined in this Release of the Standard.....	1145

Foreword

The Block Devices part of the *Storage Management Technical Specification* contains the profiles for devices that serve block storage. These devices include RAID arrays, Storage Virtualizers, host volume managers, and disk drives. This part also contains supporting profiles, such as the Block Services package.

Parts of this Standard

This standard is subdivided in the following parts:

- *Storage Management Technical Specification, Part 1 Overview, 1.6.1 Rev 6*
- *Storage Management Technical Specification, Part 2 Common Architecture, 1.6.1 Rev 6*
- *Storage Management Technical Specification, Part 3 Common Profiles, 1.6.1 Rev 6*
- *Storage Management Technical Specification, Part 4 Block Devices, 1.6.1 Rev 6*
- *Storage Management Technical Specification, Part 5 Filesystems, 1.6.1 Rev 6*
- *Storage Management Technical Specification, Part 6 Fabric, 1.6.1 Rev 6*
- *Storage Management Technical Specification, Part 7 Host Elements, 1.6.1 Rev 6*
- *Storage Management Technical Specification, Part 8 Media Libraries, 1.6.1 Rev 6*

SNIA Web Site

Current SNIA practice is to make updates and other information available through their web site at <http://www.snia.org>

SNIA Address

Requests for interpretation, suggestions for improvement and addenda, or defect reports are welcome. They should be sent via the SNIA Feedback Portal at <http://www.snia.org/feedback/> or by mail to the Storage Networking Industry Association, 4360 ArrowsWest Drive, Colorado Springs, Colorado 80907, U.S.A.

1 Scope

This Technical Specification defines an interface for the secure, extensible, and interoperable management of a distributed and heterogeneous storage system. This interface uses an object-oriented, XML-based, messaging-based protocol designed to support the specific requirements of managing devices and subsystems in this storage environment. Using this protocol, this Technical Specification describes the information available to a WBEM Client from an SMI-S compliant CIM WBEM Server.

2 Normative References

The following referenced documents are indispensable for the application of this document. For dated references, only the edition cited applies. For undated references, the latest edition of the referenced document (including any amendments) applies.

2.1 Approved references

ISO/IEC 14776-452, SCSI Primary Commands - 2 (SPC-2) [ANSI INCITS.351-2001]

2.2 References under development

Storage Management Technical Specification, Part 2 Common Architecture, 1.6.1 Rev 6

Storage Management Technical Specification, Part 3 Common Profiles, 1.6.1 Rev 6

ISO/IEC 14776-452, SCSI Primary Commands - 3 (SPC-3) [ANSI INCITS.351-2005]

DMTF WBEM URI Mapping Specification (DSP0207) 1.0.01 (preliminary)

2.3 Other references

DMTF DSP0214:2004 CIM Operations over HTTP

Normative References

3 Definitions, Symbols, Abbreviations, and Conventions

For the purposes of this document, the definitions, symbols, abbreviations, and conventions given in *Storage Management Technical Specification, Part 2 Common Architecture, 1.6.1 Rev 6* apply.

EXPERIMENTAL

The capabilities of the Array implementation are identified in an instance of CIM_ImplementationCapabilities, which is associated to the top level Array ComputerSystem via ElementCapabilities. This includes information on the capacity optimization techniques supported by the Array.

EXPERIMENTAL

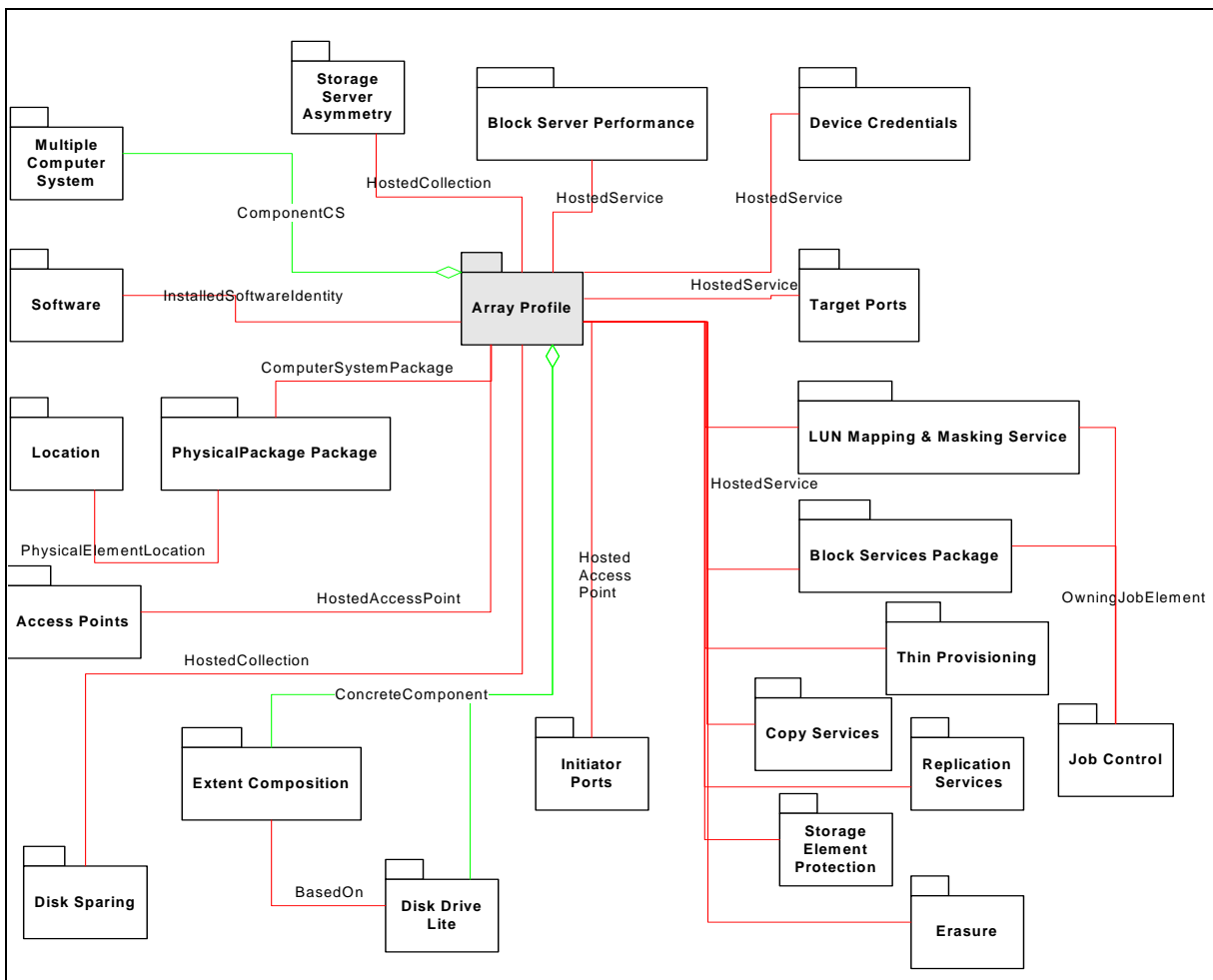


Figure 6 - Array Package Diagram

The various subprofiles indicated in Figure 6: "Array Package Diagram" cover other areas of functionality like location, software/firmware versions, and access to the management interfaces of the array.

The base "Array" Profile only contains the CIM_ComputerSystem object representing the array. This object is attached to the other subprofiles and packages through a set of associations.

The Block Services Package (see Clause 5: Block Services Package) supports configuration of the storage using a QoS (Quality of Service) model. The model is further extended by the "Extent Composition Subprofile" (see 14 Extent Composition Subprofile) to model the details of how the RAID

sets are composed. This subprofile supports the detailed configuration of storage by the selection of disk drives and partitions that make-up the RAID sets.

Target Ports model the array ports that provide block data service to the host systems. These ports shall be modeled.

The Generic Initiator Ports Profile (see 14 Generic Initiator Ports Profile) and the Disk Drive Lite Subprofile (see 11 Disk Drive Lite Subprofile) are used to model the physical disk drives and how they are attached to the array system. This part of the model is optional.

Storage Management Technical Specification, Part 3 Common Profiles, 1.6.1 Rev 6, 30 Multiple Computer System Subprofile models multiple controllers in a single array system. The model provides a way to model failover and other redundant behavior of a multiple controller system. This subprofile is optional.

The Array Profile includes the “Copy Services” Subprofile to model and configure local and remote snapshots, clones, mirrors, and other array based copying. The copy services will be enhanced in the future to model remote replication. The enhancement is included as experimental in this version of SMI-S. This part of the model is optional.

Storage Management Technical Specification, Part 3 Common Profiles, 1.6.1 Rev 6 31 Physical Package Package describes the physical layout of the array and includes product identification information.

4.2 Health and Fault Management

Health and Fault management is described in the referenced subprofiles and packages.

4.3 Cascading Considerations

Not defined in this standard.

4.4 Supported Subprofiles and Packages

Table 1 describes the supported profiles for Array.

Table 1 - Supported Profiles for Array

Profile Name	Organization	Version	Requirement	Description
Access Points	SNIA	1.3.0	Optional	
Block Server Performance	SNIA	1.6.1	Optional	
Cluster	SNIA	1.0.2	Optional	Deprecated. See Multiple Computer System
Extra Capacity Set	SNIA	1.0.2	Optional	Deprecated. See Multiple Computer System
Disk Drive	SNIA	1.0.2	Optional	Deprecated. See Disk Drive Lite
Disk Drive Lite	SNIA	1.6.0	Optional	
Extent Mapping	SNIA	1.0.2	Optional	Deprecated. See Extent Composition
Extent Composition	SNIA	1.6.0	Optional	
Location	SNIA	1.4.0	Optional	
Software	SNIA	1.4.0	Optional	
Copy Services	SNIA	1.5.0	Optional	
Pool Manipulation Capabilities and Settings	SNIA	1.02	Optional	Deprecated. See Block Services
LUN Creation	SNIA	1.0.2	Optional	Deprecated. See Block Services
Device Credentials	SNIA	1.3.0	Optional	

Array Profile

Table 1 - Supported Profiles for Array

Profile Name	Organization	Version	Requirement	Description
LUN Mapping and Masking	SNIA	1.0.2	Optional	Deprecated. See Masking and Mapping
Masking and Mapping	SNIA	1.4.0	Optional	
Group Masking and Mapping	SNIA	1.5.0	Optional	
Disk Sparing	SNIA	1.5.0	Optional	
Block Services	SNIA	1.6.1	Mandatory	
CKD Block Services	SNIA	1.5.0	Optional	Experimental.
Physical Package	SNIA	1.5.0	Mandatory	
Health	SNIA	1.2.0	Mandatory	
Multiple Computer System	SNIA	1.2.0	Optional	
Block Storage Views	SNIA	1.6.0	Optional	Experimental.
Volume Composition	SNIA	1.5.0	Optional	Experimental.
Job Control	SNIA	1.5.0	Optional	
Storage Element Protection	SNIA	1.4.0	Optional	Experimental.
Storage Server Asymmetry	SNIA	1.4.0	Optional	Experimental.
Erasure	SNIA	1.2.0	Optional	Experimental.
Thin Provisioning	SNIA	1.6.0	Optional	Experimental.
Replication Services	SNIA	1.6.1	Optional	Experimental.
Operational Power	SNIA	1.5.0	Optional	Experimental.
Launch In Context	DMTF	1.0.0	Optional	Experimental. See DSP1102, version 1.0.0
FC Target Ports	SNIA	1.4.0	Support for at least one is mandatory.	
iSCSI Target Ports	SNIA	1.6.0		
SAS Target Ports	SNIA	1.4.0		Experimental.
SB Target Ports	SNIA	1.2.0		
FC Initiator Ports	SNIA	1.6.0		
SAS Initiator Ports	SNIA	1.4.0		Experimental.
ATA Initiator Ports	SNIA	1.4.0		Experimental.
Backend Ports	SNIA	1.0.2		Deprecated. See specific Initiator Ports
Indication	SNIA	1.5.0	Support for at least one is mandatory.	Deprecated. See the SNIA Indications Profile
Indications	SNIA	1.6.0		Experimental.
Indications	DMTF	1.2.0		Experimental. See DSP1054, version 1.2.0

4.5 Methods of the Profile

None.

4.6 Use Cases

EXPERIMENTAL

4.6.1 Discover the Capacity Optimization Support in an Array

4.6.1.1 Summary

From a list of available Array devices, determine which devices support any capacity optimization techniques.

4.6.1.2 Basic Course of Events

- 1) Administrator identifies an available array device.
- 2) Administrator determines if the array advertises implementation capabilities.
- 3) System responds with an implementation capabilities.
- 4) Administrator inspects the capacity optimization techniques supported by the array

4.6.1.3 Alternative Paths

none

4.6.1.4 Exception Paths

FAILED:

- The Array System does not report implementation capabilities
- The Array System reports implementation capabilities, but reports “none” for supported capacity optimizations.

4.6.1.5 Triggers

Device selection for provisioning storage for an application.

4.6.1.6 Assumptions

The administrator has a list of candidate array system names for doing provisioning.

4.6.1.7 Preconditions

The systems are available.

EXPERIMENTAL

4.7 Registered Name and Version

Array version 1.6.0 (Autonomous Profile)

4.8 CIM Elements

Table 2 describes the CIM elements for Array.

Table 2 - CIM Elements for Array

Element Name	Requirement	Description
4.8.1 CIM_ComputerSystem (Top Level System)	Mandatory	'Top level' system that represents the whole array. Associated to RegisteredProfile.
4.8.2 CIM_ElementCapabilities (ImplementationCapabilities to System)	Optional	Experimental. Associates the conformant Array ComputerSystem to the CIM_ImplementationCapabilities supported by the implementation.
4.8.3 CIM_FilterCollection (Array Predefined FilterCollection)	Conditional	Experimental. Conditional requirement: Required if the Experimental Indication Profile is supported and the SNIA_IndicationConfigurationCapabilities.SupportedFeatures='5' (Predefined Filter Collections). This is a collection of predefined IndicationFilters to which a client may subscribe.
4.8.4 CIM_FilterCollection (Array ProfileSpecificLifecycleIndicationFilterCollection)	Optional	Experimental. This is a collection of Lifecycle IndicationFilters defined by the Array Profile.
4.8.5 CIM_HostedCollection (Array to ProfileSpecificLifecycleIndicationFilterCollection)	Optional	Experimental.
4.8.6 CIM_HostedCollection (Array to predefined FilterCollection)	Conditional	Experimental. Conditional requirement: Required if the Experimental Indication Profile is supported and the SNIA_IndicationConfigurationCapabilities.SupportedFeatures='5' (Predefined Filter Collections).
4.8.7 CIM_ImplementationCapabilities (ImplementationCapabilities)	Optional	Experimental. The capabilities of the profile implementation.
4.8.8 CIM_IndicationFilter (Array System Creation)	Conditional	Experimental. Conditional requirement: Required if the Experimental Indication Profile is supported and the SNIA_IndicationConfigurationCapabilities.SupportedFeatures='3' (Predefined Filters). This is the 'pre-defined' CIM_IndicationFilter instance for the addition of a new array system instance.
4.8.9 CIM_IndicationFilter (Array System Deletion)	Conditional	Experimental. Conditional requirement: Required if the Experimental Indication Profile is supported and the SNIA_IndicationConfigurationCapabilities.SupportedFeatures='3' (Predefined Filters). This is the 'pre-defined' CIM_IndicationFilter instance for the removal of a new array system instance.
4.8.10 CIM_MemberOfCollection (Array ProfileSpecificLifecycleIndicationFilterCollection to Array Filters)	Optional	Experimental. This associates the Array ProfileSpecificLifecycleIndicationFilterCollection to the Filters defined by the Array Profile.
4.8.11 CIM_MemberOfCollection (Predefined Filter Collection to Array Filters)	Conditional	Experimental. Conditional requirement: Required if the Experimental Indication Profile is supported and the SNIA_IndicationConfigurationCapabilities.SupportedFeatures='5' (Predefined Filter Collections). This associates the Array predefined FilterCollection to the predefined Filters supported by the Array.
4.8.12 CIM_ProtocolControllerForUnit (Arbitrary LU for All LUNs View)	Conditional	Conditional requirement: Elements that are mandatory if Masking and Mapping is not implemented.
4.8.13 CIM_ProtocolControllerForUnit (Storage volumes for All LUNs View)	Conditional	Conditional requirement: Elements that are mandatory if Masking and Mapping is not implemented.
4.8.14 CIM_SCSIArbitraryLogicalUnit (Arbitrary LU)	Optional	A SCSI Logical Unit that exists only for management of the array.

Table 2 - CIM Elements for Array

Element Name	Requirement	Description
4.8.15 CIM_SCSIProtocolController (All LUNs View)	Conditional	Conditional requirement: Elements that are mandatory if Masking and Mapping is not implemented.
4.8.16 CIM_SystemDevice (System to SCSIArbitraryLogicalUnit)	Conditional	Conditional requirement: Elements that are mandatory if SCSIArbitraryLogicalUnit is instantiated. This association links SCSIArbitraryLogicalUnit to the scoping system.
4.8.17 CIM_SystemDevice (System to SCSIProtocolController)	Conditional	Conditional requirement: Elements that are mandatory if Masking and Mapping is not implemented. This association links SCSIProtocolController to the scoping system.
SELECT * FROM CIM_InstCreation WHERE SourceInstance ISA CIM_ComputerSystem	Mandatory	Addition of a new array instance. See section <i>Storage Management Technical Specification, Part 4 Block Devices, 1.6.1 Rev 6</i> 4.8.8 CIM_IndicationFilter (Array System Creation).
SELECT * FROM CIM_InstDeletion WHERE SourceInstance ISA CIM_ComputerSystem	Mandatory	Deletion of an array instance. See section <i>Storage Management Technical Specification, Part 4 Block Devices, 1.6.1 Rev 6</i> 4.8.9 CIM_IndicationFilter (Array System Deletion).

4.8.1 CIM_ComputerSystem (Top Level System)

Created By: Static

Modified By: Static

Deleted By: Static

Requirement: Mandatory

Shall be associated to RegisteredProfile using ElementConformsToProfile association. The RegisteredProfile instance shall have RegisteredName set to 'Array', RegisteredOrganization set to 'SNIA', and RegisteredVersion set to '1.6.0'.

Table 3 describes class CIM_ComputerSystem (Top Level System).

Table 3 - SMI Referenced Properties/Methods for CIM_ComputerSystem (Top Level System)

Properties	Flags	Requirement	Description & Notes
CreationClassName		Mandatory	
Name		Mandatory	Unique identifier for the array. Eg IP address.
ElementName		Mandatory	User friendly name.
OtherIdentifyingInfo	C	Mandatory	
IdentifyingDescriptions	C	Mandatory	
OperationalStatus		Mandatory	Overall status of the array.
NameFormat		Mandatory	Format for Name property.
Dedicated		Mandatory	Indicates that this computer system is dedicated to operation as a storage array. Values are 3 and 15.

Table 3 - SMI Referenced Properties/Methods for CIM_ComputerSystem (Top Level System)

Properties	Flags	Requirement	Description & Notes
PrimaryOwnerContact	M	Optional	Contact a details for owner.
PrimaryOwnerName	M	Optional	Owner of the array.

4.8.2 CIM_ElementCapabilities (ImplementationCapabilities to System)

Experimental. Associates the conformant Array ComputerSystem to the CIM_ImplementationCapabilities supported by the implementation.

Created By: Static
 Modified By: Static
 Deleted By: Static
 Requirement: Optional

Table 4 describes class CIM_ElementCapabilities (ImplementationCapabilities to System).

Table 4 - SMI Referenced Properties/Methods for CIM_ElementCapabilities (ImplementationCapabilities to System)

Properties	Flags	Requirement	Description & Notes
Capabilities		Mandatory	The ImplementationCapabilities.
ManagedElement		Mandatory	The conformant Array ComputerSystem that has ImplementationCapabilities.

4.8.3 CIM_FilterCollection (Array Predefined FilterCollection)

Experimental. This is a collection of predefined IndicationFilters to which a client may subscribe. An Array implementation shall indicate support for predefined FilterCollections by the SNIA_IndicationConfigurationCapabilities.FeaturesSupported = '5' (Predefined Filter Collections).

Requirement: Required if the Experimental Indication Profile is supported and the SNIA_IndicationConfigurationCapabilities.SupportedFeatures='5' (Predefined Filter Collections).

Table 5 describes class CIM_FilterCollection (Array Predefined FilterCollection).

Table 5 - SMI Referenced Properties/Methods for CIM_FilterCollection (Array Predefined FilterCollection)

Properties	Flags	Requirement	Description & Notes
InstanceID		Mandatory	Shall specify the unique identifier for an instance of this class within the Implementation namespace.
CollectionName		Mandatory	The value of CollectionName shall be 'SNIA:Array:Predefined'.

4.8.4 CIM_FilterCollection (Array ProfileSpecificLifecycleIndicationFilterCollection)

Experimental. This is a collection of Lifecycle IndicationFilters defined by the Array Profile.

Requirement: Optional

Table 6 describes class CIM_FilterCollection (Array ProfileSpecificLifecycleIndicationFilterCollection).

Table 6 - SMI Referenced Properties/Methods for CIM_FilterCollection (Array ProfileSpecificLifecycleIndicationFilterCollection)

Properties	Flags	Requirement	Description & Notes
InstanceID		Mandatory	See the InstanceID definition in section <i>Storage Management Technical Specification, Part 3 Common Profiles, 1.6.1 Rev 6 50.6.13</i> CIM_FilterCollection (StaticFilterCollection).
CollectionName		Mandatory	The value of CollectionName shall be 'SNIA:Array:ProfileSpecificLifecycleIndicationFilterCollection'.

4.8.5 CIM_HostedCollection (Array to ProfileSpecificLifecycleIndicationFilterCollection)

Experimental.

Requirement: Optional

Table 7 describes class CIM_HostedCollection (Array to ProfileSpecificLifecycleIndicationFilterCollection).

Table 7 - SMI Referenced Properties/Methods for CIM_HostedCollection (Array to ProfileSpecificLifecycleIndicationFilterCollection)

Properties	Flags	Requirement	Description & Notes
Dependent		Mandatory	Reference to the ProfileSpecificLifecycleIndicationFilterCollection for the Array.
Antecedent		Mandatory	Reference to the 'Top level' Array System.

4.8.6 CIM_HostedCollection (Array to predefined FilterCollection)

Experimental.

Requirement: Required if the Experimental Indication Profile is supported and the SNIA_IndicationConfigurationCapabilities.SupportedFeatures='5' (Predefined Filter Collections).

Table 8 describes class CIM_HostedCollection (Array to predefined FilterCollection).

Table 8 - SMI Referenced Properties/Methods for CIM_HostedCollection (Array to predefined FilterCollection)

Properties	Flags	Requirement	Description & Notes
Dependent		Mandatory	Reference to the predefined FilterCollection for the Array.
Antecedent		Mandatory	Reference to the 'Top level' Array System.

4.8.7 CIM_ImplementationCapabilities (ImplementationCapabilities)

Experimental. The capabilities (features) of the profile implementation.

Created By: Static

Modified By: Static

Deleted By: Static

Requirement: Optional

Table 9 describes class CIM_ImplementationCapabilities (ImplementationCapabilities).

Table 9 - SMI Referenced Properties/Methods for CIM_ImplementationCapabilities (ImplementationCapabilities)

Properties	Flags	Requirement	Description & Notes
InstanceID		Mandatory	An opaque, unique id for the implementation capability of an implementation.
ElementName		Optional	A provider supplied user-friendly name for this CIM_ImplementationCapabilities element.
SupportedCapacityOptimizations		Mandatory	This array of strings lists the capacity optimization techniques that are supported by the implementation. Valid string values are "none" "SNIA:Thin Provisioning" "SNIA:Data Compression" "SNIA:Data Deduplication".
SupportedViews		Mandatory	This array of strings lists the view classes that are supported by the implementation. Valid string values are "none" "SNIA:VolumeView" "SNIA:DiskDriveView" "SNIA:ExposedView" "SNIA:MaskingMapView" "SNIA:MappingProtocolControllerView" "SNIA:StoragePoolView" "SNIA:ReplicaPairView" .

4.8.8 CIM_IndicationFilter (Array System Creation)

Experimental. This is the 'pre-defined' CIM_IndicationFilter instance for the addition of a new array system instance. This would represent the addition of a controller computer system to the array. This is a special case of the CIM_IndicationFilter (pre-defined) class as defined in the Indication Profile.

Created By: Static

Modified By: Static

Deleted By: Static

Requirement: Required if the Experimental Indication Profile is supported and the SNIA_IndicationConfigurationCapabilities.SupportedFeatures='3' (Predefined Filters).

Table 10 describes class CIM_IndicationFilter (Array System Creation).

Table 10 - SMI Referenced Properties/Methods for CIM_IndicationFilter (Array System Creation)

Properties	Flags	Requirement	Description & Notes
SystemCreationClassName		Mandatory	See the SystemCreationClassName definition in section <i>Storage Management Technical Specification, Part 3 Common Profiles, 1.6.1 Rev 6 50.6.25</i> CIM_IndicationFilter (StaticIndicationFilter).
CreationClassName		Mandatory	See the CreationClassName definition in section <i>Storage Management Technical Specification, Part 3 Common Profiles, 1.6.1 Rev 6 50.6.25</i> CIM_IndicationFilter (StaticIndicationFilter).
SystemName		Mandatory	See the SystemName definition in section <i>Storage Management Technical Specification, Part 3 Common Profiles, 1.6.1 Rev 6 50.6.25</i> CIM_IndicationFilter (StaticIndicationFilter).
Name		Mandatory	This shall be 'SNIA:Array:SystemCreation'.
SourceNamespace	N	Optional	Deprecated. See the SourceNamespace definition in section <i>Storage Management Technical Specification, Part 3 Common Profiles, 1.6.1 Rev 6 50.6.28</i> CIM_IndicationFilter (pre-defined).

Table 10 - SMI Referenced Properties/Methods for CIM_IndicationFilter (Array System Creation)

Properties	Flags	Requirement	Description & Notes
SourceNamespaces	N	Mandatory	Experimental. See the SourceNamespaces definition in section <i>Storage Management Technical Specification, Part 3 Common Profiles, 1.6.1 Rev 6 50.6.25</i> CIM_IndicationFilter (StaticIndicationFilter).
Query		Mandatory	SELECT * FROM CIM_InstCreation WHERE SourceInstance ISA CIM_ComputerSystem.
QueryLanguage		Mandatory	This should be 'DMTF:CQL' for CQL queries, but may be 'WQL' or 'SMI-S V1.0'. WQL and SMI-S V1.0 are deprecated in favor of 'DMTF:CQL'.
ElementName	N	Optional	See the ElementName definition in section <i>Storage Management Technical Specification, Part 3 Common Profiles, 1.6.1 Rev 6 50.6.28</i> CIM_IndicationFilter (pre-defined).

4.8.9 CIM_IndicationFilter (Array System Deletion)

Experimental. This is the 'pre-defined' CIM_IndicationFilter instance for the removal of a new array system instance. This would represent the removal of a controller computer system from the array. This is a special case of the CIM_IndicationFilter (pre-defined) class as defined in the Indication Profile.

Created By: Static

Modified By: Static

Deleted By: Static

Requirement: Required if the Experimental Indication Profile is supported and the SNIA_IndicationConfigurationCapabilities.SupportedFeatures='3' (Predefined Filters).

Table 11 describes class CIM_IndicationFilter (Array System Deletion).

Table 11 - SMI Referenced Properties/Methods for CIM_IndicationFilter (Array System Deletion)

Properties	Flags	Requirement	Description & Notes
SystemCreationClassName		Mandatory	See the SystemCreationClassName definition in section <i>Storage Management Technical Specification, Part 3 Common Profiles, 1.6.1 Rev 6 50.6.25</i> CIM_IndicationFilter (StaticIndicationFilter).
CreationClassName		Mandatory	See the CreationClassName definition in section <i>Storage Management Technical Specification, Part 3 Common Profiles, 1.6.1 Rev 6 50.6.25</i> CIM_IndicationFilter (StaticIndicationFilter).
SystemName		Mandatory	See the SystemName definition in section <i>Storage Management Technical Specification, Part 3 Common Profiles, 1.6.1 Rev 6 50.6.25</i> CIM_IndicationFilter (StaticIndicationFilter).
Name		Mandatory	This shall be 'SNIA:Array:SystemDeletion'.
SourceNamespace	N	Optional	Deprecated. See the SourceNamespace definition in section <i>Storage Management Technical Specification, Part 3 Common Profiles, 1.6.1 Rev 6 50.6.28</i> CIM_IndicationFilter (pre-defined).
SourceNamespaces	N	Mandatory	Experimental. See the SourceNamespaces definition in section <i>Storage Management Technical Specification, Part 3 Common Profiles, 1.6.1 Rev 6 50.6.25</i> CIM_IndicationFilter (StaticIndicationFilter).
Query		Mandatory	SELECT * FROM CIM_InstDeletion WHERE SourceInstance ISA CIM_ComputerSystem.

Table 11 - SMI Referenced Properties/Methods for CIM_IndicationFilter (Array System Deletion)

Properties	Flags	Requirement	Description & Notes
QueryLanguage		Mandatory	This should be 'DMTF:CQL' for CQL queries, but may be 'WQL' or 'SMI-S V1.0'. WQL and SMI-S V1.0 are deprecated in favor of 'DMTF:CQL'.
ElementName	N	Optional	See the ElementName definition in section <i>Storage Management Technical Specification, Part 3 Common Profiles, 1.6.1 Rev 6 50.6.28</i> CIM_IndicationFilter (pre-defined).

4.8.10 CIM_MemberOfCollection (Array ProfileSpecificLifecycleIndicationFilterCollection to Array Filters)

Experimental. This associates the Array ProfileSpecificLifecycleIndicationFilterCollection to the Filters defined by the Array Profile.

Requirement: Optional

Table 12 describes class CIM_MemberOfCollection (Array ProfileSpecificLifecycleIndicationFilterCollection to Array Filters).

Table 12 - SMI Referenced Properties/Methods for CIM_MemberOfCollection (Array ProfileSpecificLifecycleIndicationFilterCollection to Array Filters)

Properties	Flags	Requirement	Description & Notes
Collection		Mandatory	Reference to the Array ProfileSpecificLifecycleIndicationFilterCollection.
Member		Mandatory	Reference to the IndicationFilters defined by the Array Profile.

4.8.11 CIM_MemberOfCollection (Predefined Filter Collection to Array Filters)

Experimental. This associates the Array predefined FilterCollection to the predefined Filters supported by the Array.

Requirement: Required if the Experimental Indication Profile is supported and the SNIA_IndicationConfigurationCapabilities.SupportedFeatures='5' (Predefined Filter Collections).

Table 13 describes class CIM_MemberOfCollection (Predefined Filter Collection to Array Filters).

Table 13 - SMI Referenced Properties/Methods for CIM_MemberOfCollection (Predefined Filter Collection to Array Filters)

Properties	Flags	Requirement	Description & Notes
Collection		Mandatory	Reference to the Array predefined FilterCollection.
Member		Mandatory	Reference to the predefined IndicationFilters of the Array.

4.8.12 CIM_ProtocolControllerForUnit (Arbitrary LU for All LUNs View)

Created By: Static

Modified By: Static

Deleted By: Static

Requirement: Elements that are mandatory if Masking and Mapping is not implemented.

Table 14 describes class CIM_ProtocolControllerForUnit (Arbitrary LU for All LUNs View).

Table 14 - SMI Referenced Properties/Methods for CIM_ProtocolControllerForUnit (Arbitrary LU for All LUNs View)

Properties	Flags	Requirement	Description & Notes
DeviceNumber		Mandatory	Address (e.g. LUN) of the associated Device. Shall be formatted as unseparated uppercase hexadecimal digits, with no leading 0x.
DeviceAccess		Mandatory	The access rights granted to the referenced logical unit as exposed through referenced ProtocolController.
Antecedent		Mandatory	
Dependent		Mandatory	A reference to the SCSI Arbitrary logical unit.

4.8.13 CIM_ProtocolControllerForUnit (Storage volumes for All LUNs View)

Created By: Static

Modified By: Static

Deleted By: Static

Requirement: Elements that are mandatory if Masking and Mapping is not implemented.

Table 15 describes class CIM_ProtocolControllerForUnit (Storage volumes for All LUNs View).

Table 15 - SMI Referenced Properties/Methods for CIM_ProtocolControllerForUnit (Storage volumes for All LUNs View)

Properties	Flags	Requirement	Description & Notes
DeviceNumber		Mandatory	Address (e.g. LUN) of the associated Device. Shall be formatted as unseparated uppercase hexadecimal digits, with no leading 0x.
DeviceAccess		Mandatory	The access rights granted to the referenced logical unit as exposed through referenced ProtocolController.
Antecedent		Mandatory	
Dependent		Mandatory	A reference to the SCSI logical unit (for example, a Block Services StorageVolume).

4.8.14 CIM_SCSIArbitraryLogicalUnit (Arbitrary LU)

Created By: Static

Modified By: Static

Deleted By: Static

Requirement: Optional

Table 16 describes class CIM_SCSIArbitraryLogicalUnit (Arbitrary LU).

Table 16 - SMI Referenced Properties/Methods for CIM_SCSIArbitraryLogicalUnit (Arbitrary LU)

Properties	Flags	Requirement	Description & Notes
SystemCreationClassName		Mandatory	
SystemName		Mandatory	
CreationClassName		Mandatory	
DeviceID		Mandatory	Opaque identifier.
ElementName		Mandatory	User-friendly name.
Name		Mandatory	
OperationalStatus		Mandatory	

4.8.15 CIM_SCSIProtocolController (All LUNs View)

Created By: Static

Modified By: Static

Deleted By: Static

Requirement: Elements that are mandatory if Masking and Mapping is not implemented.

Table 17 describes class CIM_SCSIProtocolController (All LUNs View).

Table 17 - SMI Referenced Properties/Methods for CIM_SCSIProtocolController (All LUNs View)

Properties	Flags	Requirement	Description & Notes
SystemCreationClassName		Mandatory	
SystemName		Mandatory	
CreationClassName		Mandatory	
DeviceID		Mandatory	

4.8.16 CIM_SystemDevice (System to SCSIArbitraryLogicalUnit)

Created By: Static

Modified By: Static

Deleted By: Static

Requirement: Elements that are mandatory if SCSIArbitraryLogicalUnit is instantiated.

Table 18 describes class CIM_SystemDevice (System to SCSIArbitraryLogicalUnit).

Table 18 - SMI Referenced Properties/Methods for CIM_SystemDevice (System to SCSIArbitraryLogical-Unit)

Properties	Flags	Requirement	Description & Notes
PartComponent		Mandatory	
GroupComponent		Mandatory	

4.8.17 CIM_SystemDevice (System to SCSIProtocolController)

Created By: Static

Modified By: Static

Deleted By: Static

Requirement: Elements that are mandatory if Masking and Mapping is not implemented.

Table 19 describes class CIM_SystemDevice (System to SCSIProtocolController).

Table 19 - SMI Referenced Properties/Methods for CIM_SystemDevice (System to SCSIProtocolController)

Properties	Flags	Requirement	Description & Notes
PartComponent		Mandatory	
GroupComponent		Mandatory	

STABLE

Array Profile

STABLE
Clause 5: Block Services Package**5.1 Description****5.1.1 General**

Many devices and applications provide their storage capacity to external devices and applications (block consumers) through block-based I/O. This subprofile defines a standard expression of existing storage capacity, the assignment of capacity to StoragePools, and allocation of capacity to be used by external devices or applications.

A block is:

- The unit in which data is stored and retrieved on disk and tape devices.
- A unit of application data from a single information category that is transferred within a single sequence.

5.1.2 Storage Capacity States

Figure 7: "Storage Capacity State" illustrates the state of a block of storage.

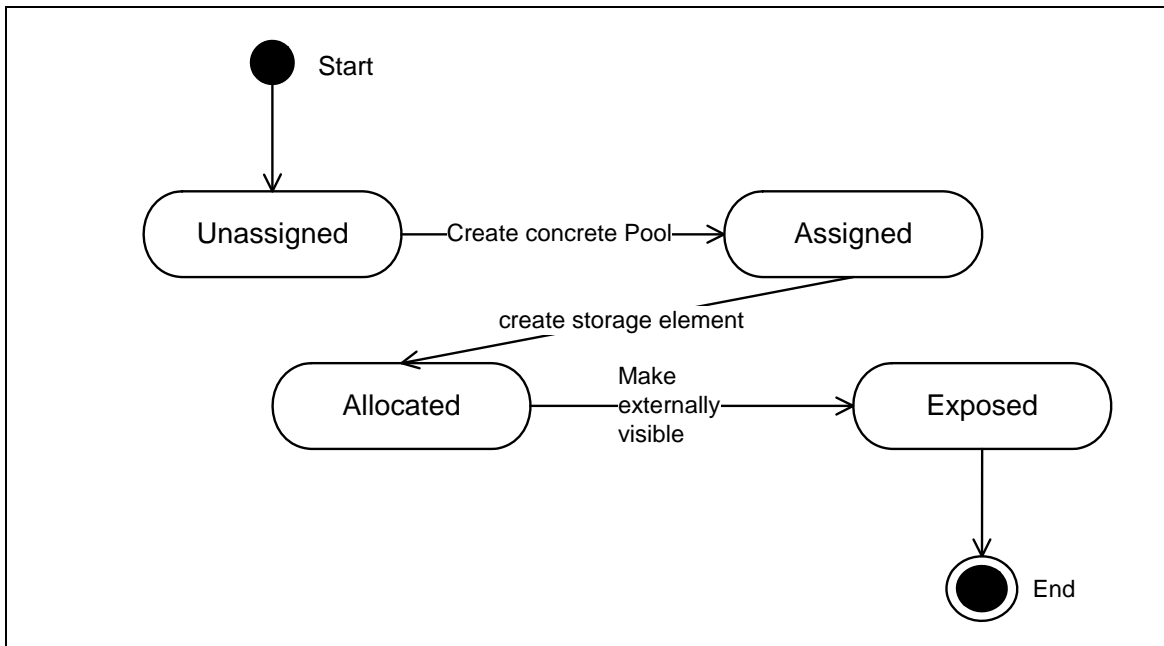


Figure 7 - Storage Capacity State

Each block of capacity within a storage device or application has a state. StorageVolumes and LogicalDisks, the storage elements described in this section, are distinct groupings of blocks. An unconfigured storage device or application may not have its capacity organized into concrete StoragePools. All blocks within that unconfigured device or application start in an unassigned state. Once a block is a member of a concrete StoragePool, storage capacity can be assigned. Once a block is a member of a storage element, like a StorageVolume or LogicalDisk, the storage capacity has been allocated for use by a block consumer. Once a block is visible to one or more block consumers, that capacity is exposed.

5.1.3 StoragePools

5.1.3.1 General

A StoragePool is a storage element; its storage capacity has a given set of capabilities. Those 'StorageCapabilities' indicate the 'Quality of Service' requirements that can be applied to objects created from the StoragePool.

A StoragePool is a mandatory part of modeling disk storage systems that support the Block Services package. However, user manipulation of StoragePools is optional and may not be supported by all disk storage systems. This profile defines the support required to expose functions for creating and modifying StoragePools.

StoragePools are scoped relative to the ComputerSystem (indicated by the HostedStoragePool association). Objects created from a StoragePool have the same Computer System scope.

Child objects (e.g., StorageVolumes, LogicalDisks, or StoragePools) created from a StoragePool are linked back to the parent StoragePool using an AllocatedFromStoragePool association.

There are two properties of StoragePools that describe the size of the 'underlying' storage:

- TotalManagedStorage describes the total storage in the StoragePool.
- RemainingManagedStorage describes the storage currently remaining in the StoragePool.

The Usage property indicates if a storage pool is reserved for use by the array itself; or if the storage pool is reserved for certain operations such as "Reserved for Local Replication Services".

5.1.3.2 Primordial StoragePool

A primordial StoragePool contains local and/or imported storage that is managed by the system. A primordial StoragePool, by definition, shall never be allocated from any other StoragePool of that system. At least one primordial StoragePool shall always exist on the block storage system.

The storage capacity is drawn directly or indirectly from a primordial StoragePool to create concrete StoragePools. StorageVolumes and LogicalDisks are allocated from concrete StoragePools.

The sum of TotalManagedSpace attributes for all primordial StoragePools shall be equal to the total size of the managed storage capacity of the storage system.

The sum of RemainingManagedSpace attributes for all primordial StoragePools shall be used to determine the amount of capacity of the block storage system that is not assigned to concrete StoragePools.

The primordial property shall be true for primordial StoragePools.

5.1.3.3 Concrete StoragePool

A concrete StoragePool is a type of StoragePool. This concrete StoragePool is the only type of StoragePool created or modified by behaviors described in this package. A concrete StoragePool subdivides the storage capacity available in a block server to enable creation or modification of StorageVolumes and LogicalDisks. Concrete StoragePools can be used to assign capacity based on such factors as QoS, cost per megabyte, or ownership of storage. A concrete StoragePool may aggregate the capacity of one or many RAID groups or RAID ranks. A RAID group or rank may be created when the StorageVolume or LogicalDisk is created.

5.1.4 Blocks, Metadata, and Capacity Reported

This subprofile uses the term *metadata* to signify the capacity drawn for the creation of stripes, data copies, and similar items. The capacity removed for such constructs when creating storage elements, like StoragePools, StorageVolumes, and LogicalDisks, is reported in the difference between the capacity of

the parent StoragePool and the capacity of the child storage element allocated from that parent. The TotalManagedSpace property represents the capacity that may be used to create or expand child storage elements. The RemainingManagedSpace property represents capacity left to create a new storage element or expand an existing storage element. One may use this profile to calculate capacity used for metadata.

There is likely to be a difference between a) the capacity calculated by adding up the capacity of all the disks, as reported by the manufacturers, or by adding up the LUNs consumed by a block server, as reported by the block server that exposes them, and b) the capacity that can be used to create other storage organizations or constructs from this capacity, like StoragePools, StorageVolumes, and LogicalDisks. This difference in capacity can be used for disk formatting, for example. The difference in the capacity of the primordial StoragePool and the capacity used to produce the primordial StoragePool is not reported through this subprofile.

5.1.5 StoragePool Management Instance Diagram

Figure 8 shows an instance diagram for StoragePool manipulation.

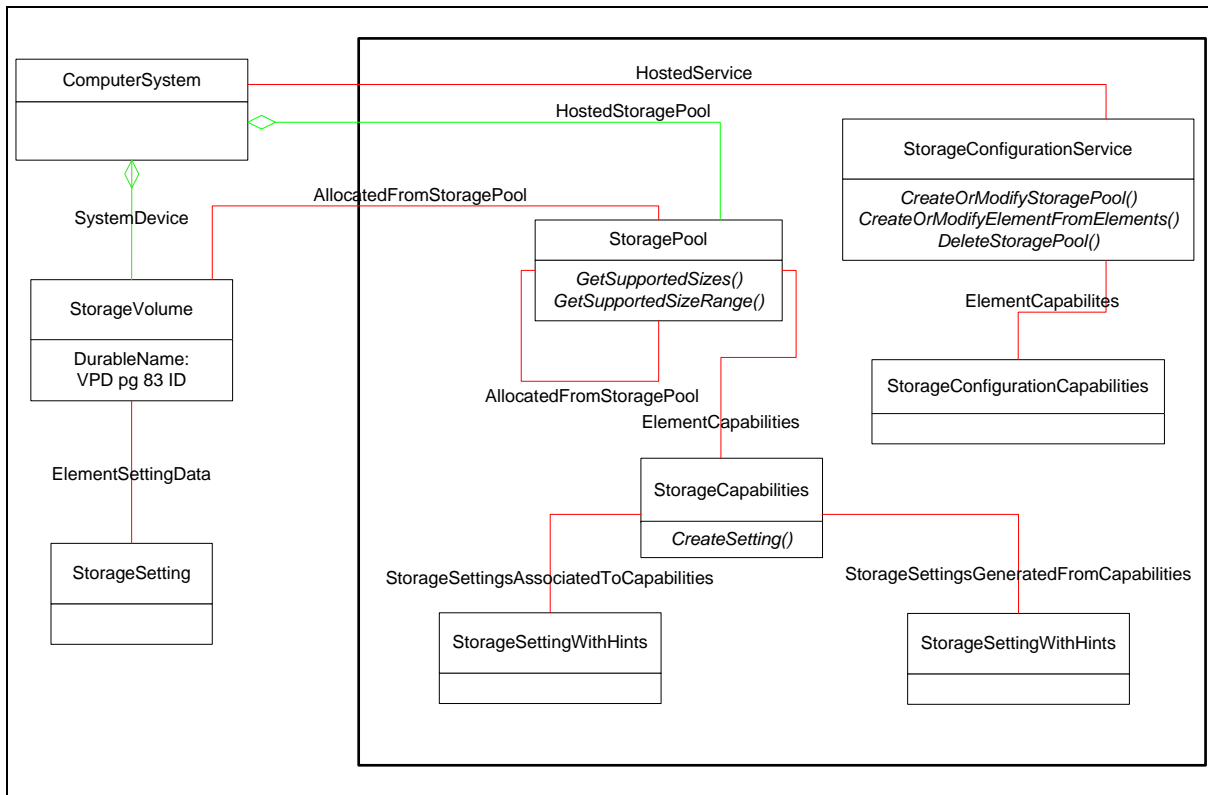


Figure 8 - StoragePool Manipulation Instance Diagram

5.1.6 StoragePool, StorageVolume and LogicalDisk Manipulation

5.1.6.1 General

StorageVolumes are allocations of storage capacity that shall be exposed from a system through an external interface. In the CIM class hierarchy, they are a subclass of a StorageExtent. In SCSI terms, they are logical units.

LogicalDisks are the manifestations of the consumption of storage capacity on a general purpose computer, i.e., a host, as revealed by the operating system or a Volume Manager. In the CIM class

hierarchy, they are also a subclass of a StorageExtent. LogicalDisks are a mandatory part of modeling host-based StorageVolume managers.

StorageVolumes and LogicalDisks are consumable storage capacity. These storage elements are the only StorageExtents available to consumers of the block service and a block device.

However, creation or modification of StorageVolumes or LogicalDisks from StoragePools is optional and may not be supported by a given disk storage system. This subprofile defines the support mandatory if the storage system exposes functions for creating StorageVolumes from StoragePools.

EXPERIMENTAL

The Usage property indicates if a volume or a logical disk is reserved for a special purpose. For example, a volume may be reserved for use by the array itself ("Reserved by the ComputerSystem"), or a volume may have been "set aside" for use by the Migration Services, in which case the usage property of the volume is set to "Reserved by Migration Services".

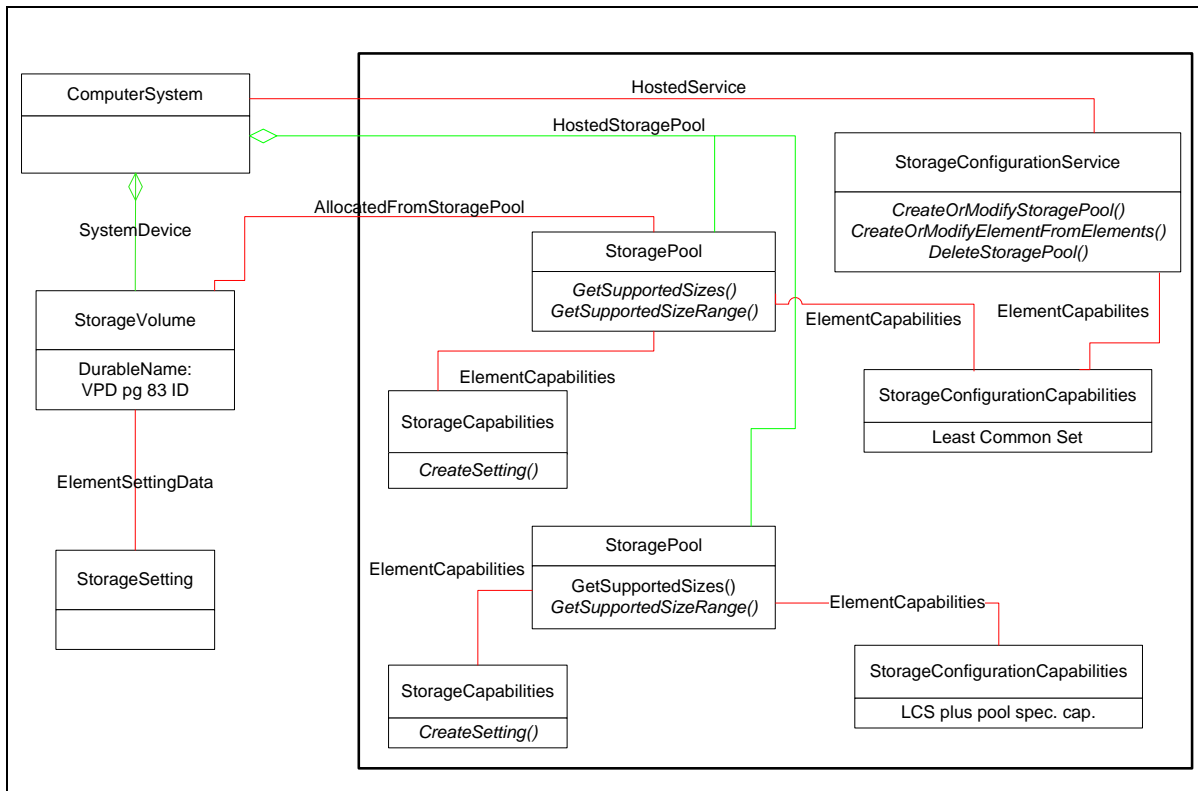


Figure 9 - Capabilities Specific to a StoragePool

Figure 9 illustrates a situation where there are two StoragePools present in an implementation. The top most StoragePool supports the same capabilities as is declared for the entire implementation. The bottom most StoragePool supports the same capabilities as expressed by a different StorageConfigurationCapabilities instance, but with an expanded set of capabilities. For example, the implementation may generally support the creation of StoragePools from StoragePools, but the bottom most StoragePool in the diagram does not.

Some implementations may impose conditions on when a StorageVolume may be deleted by a user. One example of this is that the storage device may implement a rule that StorageVolumes may only be deleted in the reverse order of creation. Under this rule, all StorageVolumes except the last one created would be marked as not being able to be deleted. Some conditions where a StorageVolume can not be deleted may

be related to the Usage property value of the StorageVolume. However this is determined by the implementation.

To enable clients to know which volumes may be deleted, a new property, CanDelete, has been added to SNIA_StorageVolume class. If SNIA_StorageVolume.CanDelete is null or set to true, then the client shall be able to delete the volume, subject to any additional constraints that may be defined in the profiles that would otherwise prevent the volume from being deleted. If SNIA_StorageVolume.CanDelete is set to false, then any client attempt to delete the volume shall be denied (failed) by the implementation, even if there are no constraints on that volume.

In the context of this profile, the value of CanDelete shall be determined by the implementation and shall not be modifiable by the client. The reason is that there are implementation-specific rules that must be followed and that clients are not allowed to change, even outside the SMI-S.

The value of CanDelete shall be set or cleared dynamically. For example, in the Pools from Volumes case, if a volume that is contributing capacity to a pool is actively in use, it can not be deleted; however, if the same volume that is no longer contributing capacity to a pool can be deleted. In other words, the expectation is that the value of CanDelete shall change dynamically.

5.1.6.2 StoragePool Manipulation Methods

The StorageConfigurationService, in conjunction with the capacity grouping concept of a StoragePool, allows SMI-S clients to configure StoragePools within block storage systems without specific knowledge about the block storage system configuration. The service has the following StoragePool manipulation methods:

- CreateOrModifyStoragePool: Create a StoragePool with a set of capabilities defined by the input StorageSetting, with possible sources being other StoragePool(s) or StorageExtents. Or modify a StoragePool to increase or decrease its capacity.
- DeleteStoragePool: Delete a StoragePool and return the freed-up storage to the underlying entities.

5.1.6.3 Storage Element Manipulation Methods

The StorageConfigurationService allows SMI-S clients to configure block storage systems with StorageVolumes (ex. LUNs) without specific knowledge about the storage system capacity. The service has the following methods for storage element manipulation:

- CreateOrModifyElementFromStoragePool: Create StorageVolume or LogicalDisk, possibly with a specific StorageSetting, from a source StoragePool. Also modify a StorageVolume or LogicalDisk to increase or decrease its capacity.
- CreateElementsFromStoragePools: Create one or more StorageVolumes or LogicalDisks in a single method call, possibly with a specific StorageSetting, from StoragePools.

EXPERIMENTAL

- CreateOrModifyElementFromElements: Create a StorageVolume or LogicalDisk using ComponentExtents of a parent and source StoragePool. Also alter the set of member StorageExtents of a StorageVolume or LogicalDisk or change the consumption of an existing set of member StorageExtents.
- ReturnToStoragePool: Return an element previously created with CreateOrModifyElementFromStoragePool to the originating StoragePool.

EXPERIMENTAL

- `ReturnElementsToStoragePool`: In a single method call, return one or more elements previously created with `CreateOrModifyElementFromStoragePool` or `CreateElementsFromStoragePools` to the originating `StoragePool`.
- To locate Pools, Volumes, or Logical Disks based on their current usage, use the method `StorageConfigurationService.GetElementsBasedOnUsage`.

EXPERIMENTAL

5.1.6.4 Storage Capability Methods

The `StorageCapabilities` instances provide the ability to create and modify settings for use in `StorageVolume` creation using the following methods (part of the `StorageCapabilities` class):

- `CreateSetting`: Creates a setting consistent with the `StorageCapabilities`, may be modified before use in creating a `StoragePool`, `StorageVolume`, or `LogicalDisk`.
- `GetSupportedStripeLengths` and `GetSupportedStripeLengthRange`: Returns the possible stripe lengths for that capability
- `GetSupportedStripeDepths` and `GetSupportedStripeDepthRange`: Returns the possible stripe depths for that capability
- `GetSupportedParityLayouts`: Returns the possible parity layouts, rotated or non-rotated, for that capability.

See 5.5.3 for details on the associations from Setting to Capabilities.

5.1.6.5 Storage Element Size Retrieval

The `StoragePool` instances provide the ability to retrieve the possible sizes for the `StorageVolume` or `LogicalDisk` creation or modification given a `StorageSetting` as a goal:

- `GetSupportedSizes`: Returns a list of discrete sizes, given a goal. Also can return the discontinuous capacity in the `StoragePool` not yet assigned to a concrete `StoragePool` or allocated to a storage element.
- `GetSupportedSizeRange`: Returns the range of possible sizes, given a goal.
- `GetAvailableExtents`: Returns an array of `StorageExtent` references that matches a given goal and are components of the `StoragePool` and are not already members of an existing consumable storage element, child `StoragePool`, `StorageVolume`, or `LogicalDisk`.

5.1.7 Declaring Storage Configuration Options

If no `StorageConfigurationService` is present, then the implementation offers no standard configuration capability (see section 5.1.4 "Blocks, Metadata, and Capacity Reported"). If the implementation includes an instance of `StorageConfigurationService`, it shall also instantiate exactly one `StorageConfigurationCapabilities` instance associated to the service, referred to as the Global `StorageConfigurationCapabilities`. The global `StorageConfigurationCapabilities` shall identify the capabilities of the implementation unless overridden by other provisions. For example, SMI-S does not allow creation of `StorageVolumes` (or `LogicalDisks`) from `Primordial StoragePools`. So, even if the `StorageConfigurationCapabilities` indicates that creation of `StorageVolumes` are supported, this is overridden by the SMI-S rule that `StorageVolumes` (or `LogicalDisks`) shall not be created from `Primordial Pools`.

The Global `StorageConfigurationCapabilities` defines the overall capabilities that are supported by the implementation. This instance of `StorageConfigurationService` shall represent the methods and

capabilities of the entire implementation. The Global StorageConfigurationService instance shall state what operation can be done at some time on some set of StoragePools, even if the implementation does not permit some of these operations for some subset of all StoragePools. For example, if create volume is allowed for some StoragePool, then the Global instance shall advise that the create volume operation is supported.

EXPERIMENTAL

Each individual StoragePool may limit these capabilities using another instance of the StorageConfigurationCapabilities associated to that StoragePool via ElementCapabilities. This instance of StorageConfigurationCapabilities represents what configuration operations are permitted for that StoragePool. The StoragePool specific instance of StorageConfigurationCapabilities shall not be associated to the StorageConfigurationService also. If no StorageConfigurationCapabilities are instantiated for a StoragePool, the client can assume that the Global StorageConfigurationCapabilities apply.

EXPERIMENTAL

Table 20 defines how the SupportedSynchronousActions and SupportedAsynchronousActions array values map to methods in the StorageConfigurationService class. The presence of an 'Action' from Table 20 in the SupportedSynchronousActions array indicates that the associated 'SCS Method' does not produce a Job as a side-effect. Likewise, the presence of an 'Action' from Table 20 in the SupportAsynchronousActions array indicates that the associated 'SCS Method' may produce a Job as a side-effect and a client may use the Job to monitor the progress of the work being done. If an 'Action' may be present in both arrays, the implementation may or may not produce a Job as a side effect.

EXPERIMENTAL

When a StorageConfigurationCapabilities is associated to a StoragePool, the application of the capability is in the context of the StoragePool to which the capabilities are associated. Table 20 also gives the specific meanings of a supported actions in the context of the associated pool ("Pool x").

EXPERIMENTAL

Table 20 - Mapping: Supported Actions to Methods

Action	Associated to "Pool x" Meaning	SCS Method
2 "Storage Pool Creation", 4 "Storage Pool Modification"	"Pool x" may be used as the InPools parameter of CreateOrModifyStoragePool	CreateOrModifyStoragePool
3 "Storage Pool Deletion"	"Pool x" may be used as the Pool parameter of DeleteStoragePool	DeleteStoragePool
5 "Storage Element Creation", 7 "Storage Element Modification"	"Pool x" may be used as the InPool parameter of CreateOrModifyElementFromStoragePool	CreateOrModifyElementFromStoragePool
6 "Storage Element Return"	No meaning specified.	ReturnToStoragePool

Table 20 - Mapping: Supported Actions to Methods

Action	Associated to "Pool x" Meaning	SCS Method
12 "Storage Element from Element Creation"	A Storage Element may be created from StorageExtents that are components of "Pool x" (the StorageExtents have a ConcreteComponent or AssociatedComponentExtent association to "Pool x").	CreateOrModifyElementFromElements
13 "Storage Element From Element Modification"	"Pool x" may be used for Storage Element modification using CreateOrModifyElementFromElements. "Pool x" would be TheElement parameter of the method call.	
14 "Element Usage Modification"	No meaning specified.	RequestUsageChange
15 "StoragePool Usage Modification"	"Pool x" may be used as the TheElement parameter of RequestUsageChange	
22 "Multiple Storage Element Creation"	"Pool x" may be used as the InPool parameter of CreateElementsFromStoragePools	CreateElementsFromStoragePools
23 "Multiple Storage Element Return"	No meaning specified.	ReturnElementsToStoragePool

The SupportedStorageElementTypes array declares what type of storage element may be created or modified by this implementation. For example, support of the StoragePool methods (CreateOrModifyStoragePool and DeleteStoragePool) implies support of creation or modification of storage elements of type StoragePool.

EXPERIMENTAL

When a StorageConfigurationCapabilities are associated to a StoragePool, the valid values of properties differ between Concrete StoragePools and Primordial StoragePools. The valid values and their interpretation are summarized in Table 21.

Table 21 - Valid Values for StorageConfigurationCapabilities associated to a Pool

ConfigurationCapabilities Property	Valid Values for Primordial Pools	Valid Values for Concrete Pools
SupportedStorageElementTypes	none	"2" (StorageVolume) or "4" (LogicalDisk) Experimental: If Thin Provisioning is supported then the list also includes: "5" (ThinlyProvisionedStorageVolume), "6" (ThinlyProvisionedLogicalDisk), "7" (ThinlyProvisionedAllocatedStoragePool), "8" (ThinlyProvisionedQuotaStoragePool) or "9" (ThinlyProvisionedLimitlessStoragePool)
SupportedStoragePoolFeatures	"2" (InExtents) or "3" (Single InPool) NOTE: This is in reference to creation of pools from the Primordial Pool.	"2" (InExtents), "3" (Single InPool), "5" (Storage Pool QoS Change), "6" (Storage Pool Capacity Expansion) or "7" (Storage Pool Capacity Reduction) NOTE: The first two values is in reference to creation of pools from the Concrete Pool. The second three are in reference to the associated pool (e.g., expansion of the pool associated to this capabilities).
SupportedStorageElementFeatures	none	"3" (StorageVolume Creation) or "8" (LogicalDisk Creation)
SupportedSynchronousActions	"2" (Storage Pool Creation), "12" (Storage Element from Element Creation) or "15" (StoragePool Usage Modification)	"2" (Storage Pool Creation), "3" (Storage Pool Deletion), "4" (Storage Pool Modification), "5" (Storage Element Creation), "12" (Storage Element from Element Creation), "13" (Storage Element from Element Modification) or "15" (StoragePool Usage Modification), "22" (Multiple Storage Element Creation), "23" (Multiple Storage Element Return), "24" (Storage Element from Multiple Pools Creation)
SupportedAsynchronousActions	"2" (Storage Pool Creation), "12" (Storage Element from Element Creation) or "15" (StoragePool Usage Modification)	"2" (Storage Pool Creation), "3" (Storage Pool Deletion), "4" (Storage Pool Modification), "5" (Storage Element Creation), "12" (Storage Element from Element Creation), "13" (Storage Element from Element Modification) or "15" (StoragePool Usage Modification), "22" (Multiple Storage Element Creation), "23" (Multiple Storage Element Return), "24" (Storage Element from Multiple Pools Creation)
SupportedStorageElementUsage	none	none
ClientSettableElementUsage	none	none
SupportedStoragePoolUsage	any	any
ClientSettablePoolUsage	any	any

EXPERIMENTAL

EXPERIMENTAL

The arrays SupportedStorageElementUsage and SupportedStoragePoolUsage express what usage values apply to the storage elements types. That is, the storage element shall have one of the stated usages.

The arrays ClientSettableElementUsage and ClientSettablePoolUsage express what usage values may be manipulated by SMI-S Clients. That is, only storage elements of the given type may have their usage change changed.

EXPERIMENTAL

The SupportedStoragePoolFeatures array declares what StoragePool behavior is supported, as shown in Table 22.

Table 22 - SupportedStoragePoolFeatures Array

Supported StoragePool Behavior	Explanation
2 "InExtents"	A StoragePool may be created from StorageExtents.
3 "Single InPools", 4 "Multiple InPools"	A StoragePool may be the source of capacity for StoragePool creation or modification, i.e., concrete StoragePools may be created from other StoragePools.
5 "StoragePool QoS Change"	A new setting may be used to modify the quality of service of a StoragePool.
6 "StoragePool Capacity Expansion"	A StoragePool may be expanded
7 "StoragePool Capacity Reduction"	A StoragePool may be shrunk. This operation may be destructive

EXPERIMENTAL

Support for 3 "Single InPools" is fully defined in this specification, but 4 "Multiple InPools" is not fully defined and is considered experimental.

EXPERIMENTAL

The SupportedStorageElementFeatures array declares which special features the configuration methods support, shown in Table 23.

Table 23 - SupportedStoragePoolFeatures Array

Supported Special Features	Explanation
3 "StorageVolume Creation", 5 "StorageVolume Modification"	The SMI-S implementation can create or modify StorageVolumes respectively.
8 "LogicalDisk Creation", 9 "LogicalDisk Modification"	The SMI-S implementation can create or modify LogicalDisks respectively.

Table 23 - SupportedStoragePoolFeatures Array

Supported Special Features	Explanation
6 "Single InPool", 7 "Multiple InPools"	If a SMI-S implementation supports the creation or modification of storage elements, then the implementation shall support this creation or modification of concrete StoragePools from either a single StoragePool only or from multiple input StoragePools.
11 "Storage Element QoS Change", 12 "Storage Element Capacity Expansion", 13 "Storage Element Capacity Reduction"	The SMI-S implementation can change the quality of service, grow the capacity of a StorageVolume or LogicalDisk, and shrink the capacity of a StorageVolume or LogicalDisk respectively.
3 "StorageVolume Creation", 5 "StorageVolume Modification"	The SMI-S implementation can create or modify StorageVolumes respectively.

Support for 6 "Single InPools" is fully defined in this specification, but 7 "Multiple InPools" is not fully defined and is considered experimental.

EXPERIMENTAL

The SupportedStoragePoolFeatures array indicates which storage elements may be manipulated by SMI-S Clients and thereby which elements can be modified in the ways expressed by these features.

5.1.8 StorageVolume Creation Instance Diagram

Figure 10: "StorageVolume Creation Instance Diagram" shows an instance diagram from StorageVolume creation.

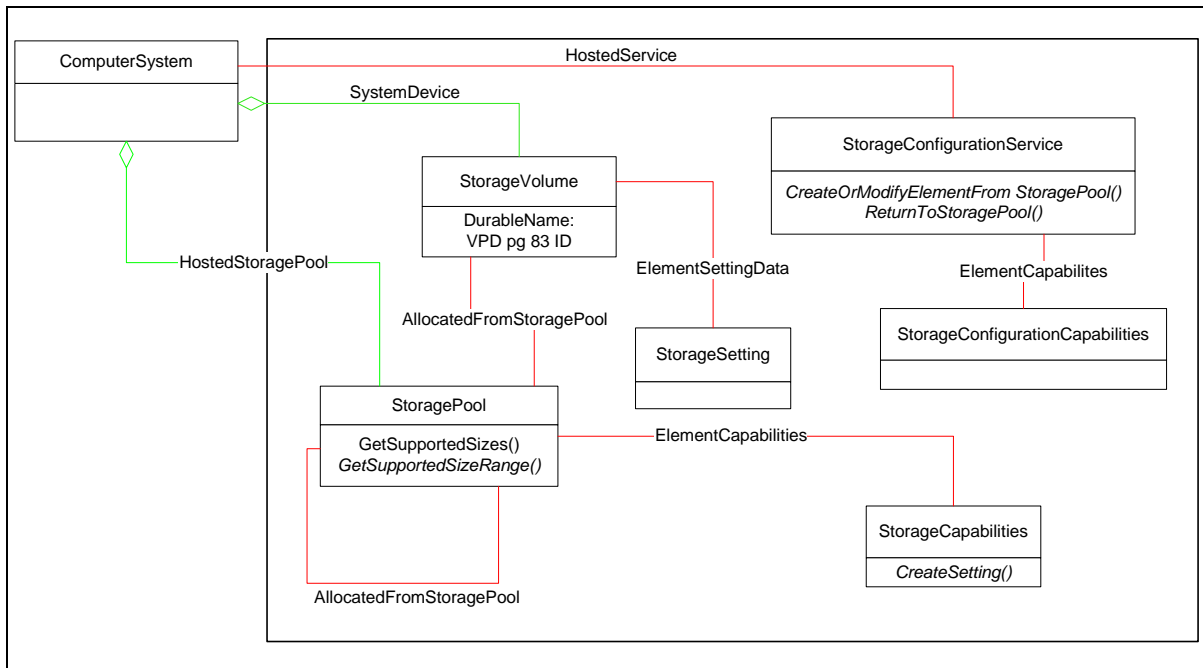


Figure 10 - StorageVolume Creation Instance Diagram

5.1.9 Backward Compatibility

This package is designed to be backward compatible with the “Pool Manipulation Capabilities, and Settings” Subprofile and the “LUN Creation” Subprofile from SMI-S 1.0.x. These subprofiles are deprecated. The Block Services package subsumes all the functionality from these subprofiles. However, to maintain backward compatibility, implementations of this package produce RegisteredProfile instances for these deprecated subprofiles as supporting SMI-S 1.0.3 with one exception. If the BlockServices implementation produces LogicalDisks and not StorageVolumes, then advertising support for these deprecated subprofiles is discouraged. If the implementation supports SLP and the deprecated subprofile RegisteredProfile instances are produced, then these deprecated subprofiles shall be advertised via SLP. See *Storage Management Technical Specification, Part 3 Common Profiles, 1.6.1 Rev 6 40, "Server Profile"*.

EXPERIMENTAL

Since the Usage property on StoragePool, StorageVolume, or LogicalDisk did not exist in SMI-S 1.1 and prior versions of SMI-S, the Usage property may be Null. A client may try to utilize a storage element that is reserved for a restricted usage. In this case, the operation may fail because the supplied volume can not be used for this purpose or as a target for the operation.

EXPERIMENTAL

IMPLEMENTED

SMI-S 1.3. added the ability for an implementation to have the configuration capabilities of a given StoragePool to be more restrictive than what is permitted globally by that implementation. If a given StoragePool cannot support an operation advised as permitted by the global StorageConfigurationCapabilities, then the implementation shall advise clients that attempt the creation or modification of storage elements that there is no capacity for these operations. In order the client that support earlier version of SMI-S are not confused, the result of GetSupportSizes(), GetSupportSizeRange(), and GetAvailableExtents() shall report no available capacity, in the form of no sizes reports or no extents reports, for the StoragePools for which creation or modification operations are not permitted. Previous to SMI-S 1.3., the "In Use" return value was not explained. With SMI-S 1.3., this return code was defined. This code is used to communicate why a storage element may not be deleted.

IMPLEMENTED

5.1.10 Capacity Management

Capacity characteristics of storage systems vary greatly in cost and performance. Storage capacity may need to be partitioned. StoragePools provide a means to aggregate this storage according to characteristics determined by the storage administrator or by the factory when the storage system is assembled.

A StoragePool is an aggregation of storage suitable for configuration and allocation or “provisioning”. A StoragePool may be preformatted into a form (such as a RAID group) that makes StorageVolume creation easier.

StoragePools can be drawn from a StoragePool; the result is indicated with the AllocatedFromStoragePool association).

A StoragePool has a set of capabilities held in the StorageCapabilities class. These capabilities reflect the configuration parameters that are possible for elements created from this StoragePool. The StorageCapabilities define, in terms common across all storage system implementation, which

characteristics an administrator can expect from the storage capacity. These capabilities are expressed in ranges. The storage implementation can delineate the capabilities and define the ranges of these capabilities, as appropriate. Some implementations may require several narrowly defined capabilities, while others may be more flexible.

The capabilities expressed by the storage system can change over time. The number of primordial StoragePools can also change over time.

These storage capabilities are given the scope of the storage system when they are associated to the StorageConfiguratonService or the scope of a single StoragePool when associated to same. The capabilities expressed at the service scope are equal to the union of all primordial StoragePool capabilities. The capabilities can also be given the scope of a concrete StoragePool.

The storage administrator has the choice of any capability expressed by the storage system. The administrator should use this opportunity to partition the capacity. Once storage elements are drawn from the StoragePool, the administrator can be assured that the elements produced will have the capabilities previous defined.

The model allows for automation of the allocation process. An automaton can use the capabilities properties to search across subsystems for storage providing desired capabilities and then create StoragePools and/or storage elements as necessary. Inventories may be made of the capacity by capabilities.

The model also provides a means by which some common characteristics of all available storage systems can be inventoried and managed. Note that the storage system will differ in other significant ways, and these characteristics can also be the basis for capacity pooling decisions. A sample configuration is illustrated in Figure 11: "Storage Configuration".

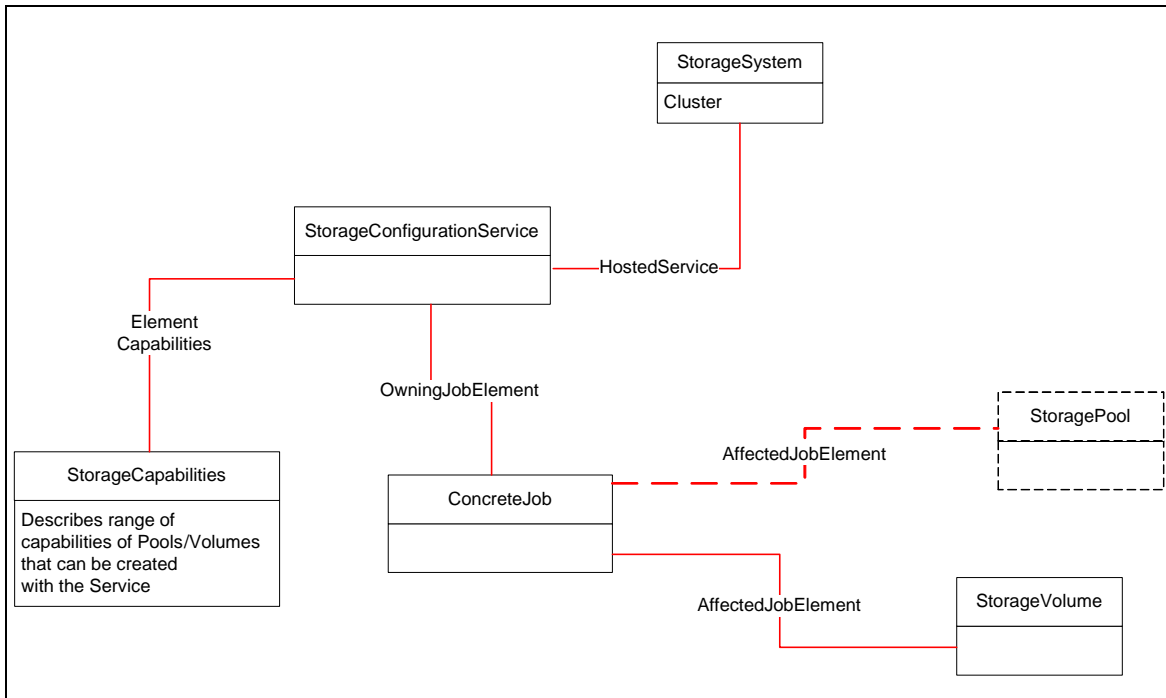


Figure 11 - Storage Configuration

See *Storage Management Technical Specification, Part 3 Common Profiles, 1.6.1 Rev 6 26 Job Control Subprofile* for details on the usage of the StorageConfigurationJob, AssociatedStorageConfigurationJob, and OwningJobElement associations.

The definition of storage capabilities intentionally avoids vendor specific details of StorageVolume configuration such as RAID types. Although RAID types imply performance and availability levels, these levels cannot be easily compared between vendor implementation—particularly in comparisons with reliability of non-RAID storage (i.e., certain virtualization appliances). There are capabilities of reliability and availability other than data redundancy. The StorageSetting class is provided by clients to describe the desired configuration of the allocated storage. In general, the types of parameters exposed and controlled via the StorageCapabilities/StorageSetting classes are:

- NSPOF (No Single Point of Failure). Indicates whether the StoragePool can support storage configured with No Single Points of Failure within the storage system. This parameter does not include the path from the system to the host.
- Data Redundancy. Describes the number of complete copies of data maintained. Examples include RAID5 where one copy is maintained and mirroring where two or more copies are maintained.
- Package Redundancy. Describes how many physical components (packages), such as disk drives, can fail without data loss (including a spare, but not more than a single global spare). Examples include RAID5 with a Package Redundancy of 1, RAID6 with 2, RAID6 with 2 global (to the system) spares would be 3.
- ExtentStripeLength. Describes the number of underlying StorageExtents across which data is striped in the common striping-based storage organizations. Also the number of 'members' or 'columns'. For non-striped organizations (e.g., mirror or JBOD), the ExtentStripeLength shall be 1.
- UserDataStripeDepth. Describes the number of bytes forming a stripe in common striping-based storage organizations. The stripe is defined as the size of the portion of a stripe that lies on one StorageExtent. ExtentStripeLength times UserDataStripeDepth yields the size of one stripe of user data.
- ParityLayout. Specifies whether a parity-based storage organization is using rotated or non-rotated parity.

Package Redundancy and Data Redundancy values associated to RAID levels are indicated in Table 24.

5.1.11 Mapping of RAID levels to Data Redundancy and Package Redundancy

Table 24 reflects available definitions of RAID levels.

Table 24 - RAID Mapping

RAID Level	Package Redundancy	Data Redundancy	StorageExtent Stripe Length	User Data Stripe Depth	Parity Layout
JBOD	0	1	1	NULL	NULL
0 (Striping)	0	1	2 to N ¹	Vendor Dependent	NULL
1	1	2 - N	1	NULL	NULL
10	1	2 - N	2 to N	Vendor Dependent	NULL
0+1	1	2 - N	2 to N	Vendor Dependent	NULL
3 or 4	1	1	3 to N	Vendor Dependent	1
4DP	2	1	4 to N	Vendor Dependent	1
5 (3/5) ²	1	1	3 to N	Vendor Dependent	2
6, 5DP ³	2	1	3 to N	Vendor Dependent	2

Table 24 - RAID Mapping

RAID Level	Package Redundancy	Data Redundancy	StorageExtent Stripe Length	User Data Stripe Depth	Parity Layout
15	2	2 - N	3 to N	Vendor Dependent	2
50	1	1	3 to N	Vendor Dependent	2
51	2	2 - N	3 to N	Vendor Dependent	2

1. The character 'N' represents the variable for the total number of StorageExtents.
2. '3/5' indicate RAID5 implementations that are sometimes called RAID5.
3. 'DP' is double parity.

It is the nature of RAID technology that even though RAID levels are the same, the storage service provided could differ, depending on the storage device implementations. Expressing the storage service level provided in end-user terms relieves the SMI-S Client and end-user from having to know what RAID Levels mean for a particular implementation. Instead, RAID level defines storage provided in storage-level terms. If a single storage device implements RAID levels that have the same package redundancy and data redundancy, the implementor should have the SMI-S Client differentiate via StorageSettingsWithHints. Additionally, the SMI-S Provider author can predefine StorageCapabilities that match best practice RAID Levels, including differentiation with StorageSettingWithHints when the StorageVolume or LogicalDisk exists. In this case, the ElementName property is used to correlate between the capability and device documentation. Alternatively, the capability may be expressed in broader ranges for more flexible storage systems.

StorageSetting instances whose "ChangeableType" property is "0", "Fixed - Not Changeable", (identifying the StorageSettings which represent certain non-changeable sets of preset storage property data, describing "fixed", or pre-defined Settings, corresponding to preset RAID levels), the Element name should contain a string value from a comprehensive list of well-known RAID configuration names. The ElementName string value should be the name of the RAID level, from this list, which most closely describes the storage characteristics of the StorageSetting in question. This list of RAID level strings includes, but is not limited to: "JBOD", "RAID0", "RAID1", "RAID0+1", "RAID01E", "RAID10", "RAID3", "RAID4", "RAID4DP", "RAID5", "RAID3/5", "RAID5DP", "RAID6", "RAID15", "RAID50", "RAID51". In addition, the "Description" property of the pre-defined StorageSettings should (optionally) contain similar RAID level information in a more free-form text format, including vendor-specific and/or value-added annotations, for example: "RAID3, with spares", or "RAID5, 7D + 1P".

5.1.12 Storage Setting Associations to Storage Capabilities

A Storage Setting instance can be associated to its parent StorageCapabilities instance through either the StorageSettingsAssociatedToCapabilities or StorageSettingsGeneratedFromCapabilities association instances. The nature of the associated setting is different depending on the association instance used.

A Storage Setting associated via a StorageSettingsAssociatedToCapabilities instance shall not be modifiable by the client (ChangeableType = 0 "Fixed - Not Changeable"). These types of settings are used to define the possible configurations of StoragePools, StorageVolumes or LogicalDisks where the number of possibilities are small because the capabilities of the device itself are likewise limited. When an instance of a Capability class is created as a side effect of creating a concrete StoragePool, this type of Storage Setting may also be created or an existing Storage Setting associated to this new Capabilities instance as well. A client can use the StorageSettingsAssociatedToCapabilities association to find the default goal for the Capabilities instance, using the DefaultSetting property. There shall be one default per combination of a StoragePool instance, associated StorageCapabilities instances, and associated StorageSetting instances.

A Storage Setting associated via a `StorageSettingsGeneratedFromCapabilities` instance may be modified by a client (`ChangeableType = 1` "Changeable - Transient" or `Changeable = 2` "Changeable - Persistent"). When a Setting is created from a Capabilities instance, it is transient (e.g., `ChangeableType = 1`), i.e., the Setting instance may not remain for long. This Setting may be removed from the CIMOM after reboots or after a set period of time. The client should create and use the Setting as soon as possible. Alternatively, some implementations will allow the client to request that the Setting be retained. This request is made by changing the `ChangeableSettingType` to 3 "Changeable - Persistent". SMI-S does not define normative behavior for the changing of the `ChangeableType` property.

EXPERIMENTAL

5.1.13 The Usage Property

The intended usage of storage elements and storage pools is specified in the Usage property of these components. For the most part, the usage of these components is 2 "Unrestricted". However, a system manager and/or a client may decide that certain storage elements are to be set aside for a specific application. For example, a number of volumes are created for the sole purpose of being used for Migration Services. In this case, the volumes are created using a storage setting with the `StorageElementInitialUsage` of "Reserved by Migration Services". Alternatively, a client may request an "Unrestricted" volume to be converted to "Reserved by Migration Services" by invoking the method `StorageConfigurationService.RequestUsageChange`. The Provider shall honor the request if the client has access to the storage element and the requested change is valid. The property `ClientSettableUsage` indicates what usage values are valid for a given component.

The companion property `OtherUsageDescription` may be used to indicate a component's usage that is not covered by the usage value map. The Usage property value in this case shall be set to 1 "Other".

The Usage and `OtherUsageDescription` properties are maintained by the Provider. Restricted values may already exist for static elements that pre-exist when the Provider is discovered.

The Usage and `OtherUsageDescription` property values may change as a side effect of other method calls, e.g. a `StorageVolume` that may have been a replica target candidate at one time, may no longer be a replica target candidate once it is active as a replica target.

Storage elements that support the Usage property will also have a property called `ClientSettableUsage`. This property indicates which usage values may be manipulated by a client using the method `StorageConfigurationService.RequestUsageChange`.

Using the method `StorageConfigurationService.GetElementsBasedOnUsage`, clients are able to retrieve storage elements and storage pools based on their current usage values. For example, a client can retrieve all the volumes that are candidate to be used as a Local Replica Target. Using the same method `StorageConfigurationService.GetElementsBasedOnUsage` with the criteria parameter set to 2 "Available Only", clients are able to retrieve the available (i.e., not in use) storage elements and storage pools based on their current usage value.

Some methods change the usage of a storage element. For example, a client supplies a volume to be used as a target in the call to the method `CreateReplica`.

Table 25 describes some of the representative values of the Usage property (storage element refers to a StorageVolume, LogicalDisk, or StoragePool):

Table 25 - Meaning of Usage values

Usage Value	Description
Reserved by the ComputerSystem	The storage element is used by the array itself for firmware, storage processor software, etc.
Reserved for Local Replication Services	The storage element is designated for activities related to the CopyServices. For example, SNAP cache.
Local Replica Target	The storage element is suitable to be used as replica target.
Element Component	The StorageVolume or LogicalDisk is now acting as a StorageExtent. In this case, the storage element no longer appears in the list of these element types. Use the method GetElementsBasedOnUsage to locate such storage elements.

EXPERIMENTAL

5.1.14 Read-Only Model Requirements

This package defines classes and behavior to express the assignment and allocation of storage capacity and the mechanism for configuring the storage capacity. The expression of the assignment and allocation of storage capacity through the StoragePool, StorageVolume, LogicalDisk and related associations is mandatory. An implementation may also offer the configuration of one or more classes of storage elements. The expression of the support for the configuration of storage is through the instantiation of the StorageConfigurationService and its associated Global StorageConfigurationCapabilities. If an instance of the StorageConfigurationService class is not provided, then a client can assume that no configuration operations are supported. An implementation shall not provide an instance of the StorageConfigurationService if none of the extrinsic methods of the service are supported.

If the implementation is only supporting read-only information about the capacity assignment and allocation but does not offer modification of the capacity configuration, then that implementation is said to be a *read-only* implementation. In such a model, only classes listed in Table 26 are required. Classes not explicitly listed are not required for *read-only* implementations.

Table 26 - Classes Required In *Read-Only* Implementation

Required Classes	Reason for Requirement
StoragePool, StorageVolume and/or LogicalDisk, HostedStoragePool and AllocatedFromStoragePool	Reporting of unassigned, assigned, and allocated capacity
StorageCapabilities and ElementCapabilities	Reporting of storage pool capabilities
StorageSetting and ElementSettingData used is associated to StorageVolume and LogicalDisk	Reporting of the capabilities of existing StorageVolumes and LogicalDisks
SystemDevice	Reporting the system to which a StorageVolume or LogicalDisk is scoped

5.1.15 StorageExtent Conservation

5.1.15.1 General

StorageExtent Conservation is the construct where the remaining capacity after the partial use of a StorageExtent is itself represented as a StorageExtent, based on the antecedent StorageExtent. Note that the StorageExtent class itself does not report the amount of capacity that is used by another StorageExtent that draws capacity from it. In order to calculate the remaining space from a StorageExtent model without StorageExtent Conservation, the client would have to calculate the existence of remaining capacity through finding unused ranges of blocks as expressed by the StorageExtent's BasedOn associations.

This notion allows a client to use those remaining StorageExtents to determine the physical components like disk drives and network ports that are associated to this remaining space in order to pick the StorageExtent best suiting its needs for, for example, storage network redundancy or performance history.

5.1.15.2 Requirements for the General use of StorageExtents

The general use of StorageExtents, which is optional for this subprofile, is subject to the following requirements:

- Allocating capacity from a StoragePool shall not reduce the total size of the StoragePool.
- A given StorageExtent instance shall not be a component of more than one StoragePool. However, an given block may be accounted for in the range of blocks represented by more than one StorageExtent instance. In other words, a given block may be associated to more than one StoragePool.
- The use of all or some of the capacity of an StorageExtent directly, by passing the reference to the StorageExtent in a method call, or indirectly, by passing the size of the desired storage element, shall result in the creation of new StorageExtents that are components of the new StorageVolume or LogicalDisk.
- Any remaining capacity from the StorageExtent shall be represented by a new ComponentExtent of the source StoragePool that is based on the partitioned StorageExtent. This StorageExtent is called a *remaining StorageExtent*.
 - 1) If the Size requested is smaller than the total consumable size of the StorageExtents or StoragePools, then these resources are partially used. In this case, the model shall reflect what capacity was used and what capacity remains of the StorageExtents or StoragePools passed as arguments to CreateOrModifyStoragePool and CreateOrModifyElementFromElements methods.
 - 2) Once the capacity represented by a remaining StorageExtent is used to assign or allocate capacity, the remaining StorageExtent either shrinks in size or is removed from the model. A remaining StorageExtent shall not be modeled to have other StorageExtents based on it.
- A StorageExtent that was split or partially used may be made whole by the deletion of the storage element whose creation or modification gave rise to the partial use of the StorageExtent in the first place.

Figure 12: "StorageExtent Conservation - Step 1", Figure 13: "StorageExtent Conservation - Step 2", and Figure 14: "StorageExtent Conservation - Step 3" illustrate the use of StorageExtents to represent the partitioning of a StorageExtent's capacity. An implementation of this subprofile may also implement 14 Extent Composition Subprofile. Extent Conservation requires the instantiation of additional ComponentExtents that represent remaining space. These ComponentExtents are in addition to those modeled by the Extent Composition Subprofile. Available StorageExtents, including remaining space StorageExtents, which meet specific goal requirements, are found using the GetAvailableExtents method of the StoragePool.

The modeling of remaining StorageExtents is not within the scope of the Extent Composition Subprofile. However, the recipes written for 14 Extent Composition Subprofile will tolerate these additional extents. The modeling of free/unused extents is defined only in 5.1.15 StorageExtent Conservation.

Support of the `GetAvailableExtents` and `CreateOrModifyElementFromElements` methods are not required by the Block Services package nor 14 Extent Composition Subprofile. An implementation may support the representation of `StorageVolume` or `LogicalDisk` structure through 14 Extent Composition Subprofile but not support these methods.

If an implementation supports the `GetAvailableExtents` and `CreateOrModifyElementFromElements` methods and the Block Services Package, then it shall also implement 14 Extent Composition Subprofile. See 5.5.3. Additionally, the implementation shall implement either both methods (if it implements one of the methods) or neither method.

The most virtualized Storage Extents are those that have no dependent storage extents that are either `StorageVolumes` or `LogicalDisks`. There are three associations that may represent the most virtualized storage components of a `StoragePool`:

- `ConcreteComponent`
- `AssociatedComponentExtent`
- `AssociatedRemainingExtent`.

IMPLEMENTED

If there are `StorageExtents` associated to a `StoragePool` via `ConcreteComponent`, these `StorageExtents` shall also be associated to the same `StoragePool` via `AssociatedComponentExtent` or `AssociatedRemainingExtent`. The set of instances associated to this `StoragePool` via `ConcreteComponent` shall equal the union of the sets of `StorageExtents` associated to the same `StoragePool` via `AssociatedComponentExtent` and `AssociatedRemainingExtent`. The subset of `AssociatedRemainingExtent` `StorageExtents` represents remaining capacity, as defined in preceding paragraphs. These `StorageExtents` are remaining `StorageExtents`. The subset of `AssociatedComponentExtent` `StorageExtents` represents capacity that has not yet been allocated, is allocated in part, or is allocated in its entirety.

IMPLEMENTED

5.1.15.3 The Three Steps of StorageExtent Conservation

Figure 12: "StorageExtent Conservation - Step 1", Figure 13: "StorageExtent Conservation - Step 2", and Figure 14: "StorageExtent Conservation - Step 3" show how `StorageExtents` are partitioned to represent the partial usage of the capacity in the construction of a concrete `StoragePool` and a concrete `StorageVolume`. For the purposes of illustration all the numbers in the figures are expressed in blocks even though some of the class properties are in blocks and others are in bytes. The solid line box around the elements in the diagram groups those classes that are defined in 14 Extent Composition Subprofile.

The initial state in Figure 12: "StorageExtent Conservation - Step 1" starts with a primordial `StoragePool` that is realized by a primordial `StorageExtent`. This `StorageExtent` is part of the initial capacity of the device or added to the device in a process defined outside of this subprofile. The process of assigning capacity to a `StoragePool` and allocating capacity to a `StorageVolume` or `LogicalDisk` is defined inside of this subprofile. To simplify the diagram, the `StoragePool` has only one `ComponentExtent` box that

represents many StorageExtents. The "SUM_" prefix indicates that the size of the StorageExtents are a summation. Both the StoragePool and StorageExtent start with 1000 blocks of storage capacity.

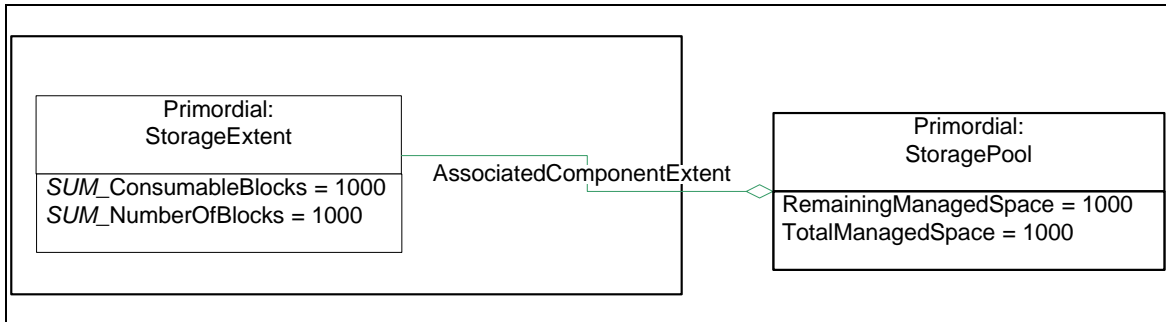


Figure 12 - StorageExtent Conservation - Step 1

A concrete StoragePool is drawn from the primordial StoragePool in step 2, shown in Figure 13: "StorageExtent Conservation - Step 2". Figure 13: "StorageExtent Conservation - Step 2" groups the instances modeled using 14 Extent Composition Subprofile with a dark box. The concrete StoragePool takes only half the capacity of the parent StoragePool. In this particular example, the metadata required by the implementation is written to the storage after this step. Another StorageExtent is created to represent the remaining capacity of the primordial StoragePool that was not used in the creation of the concrete StoragePool. ConsumableBlocks remain constant after the creation of the StorageExtent as a representation of the space actually available for use is other storage elements that are based on the StorageExtent. The remaining space StorageExtent can be used for the creation of other StorageVolumes or Logical Devices. If GetAvailableExtents were called on the primordial StoragePool at this point, a reference to the remaining StorageExtent shall be returned. A reference to the original primordial StorageExtent shall not be returned because the StorageExtent is entirely allocated.

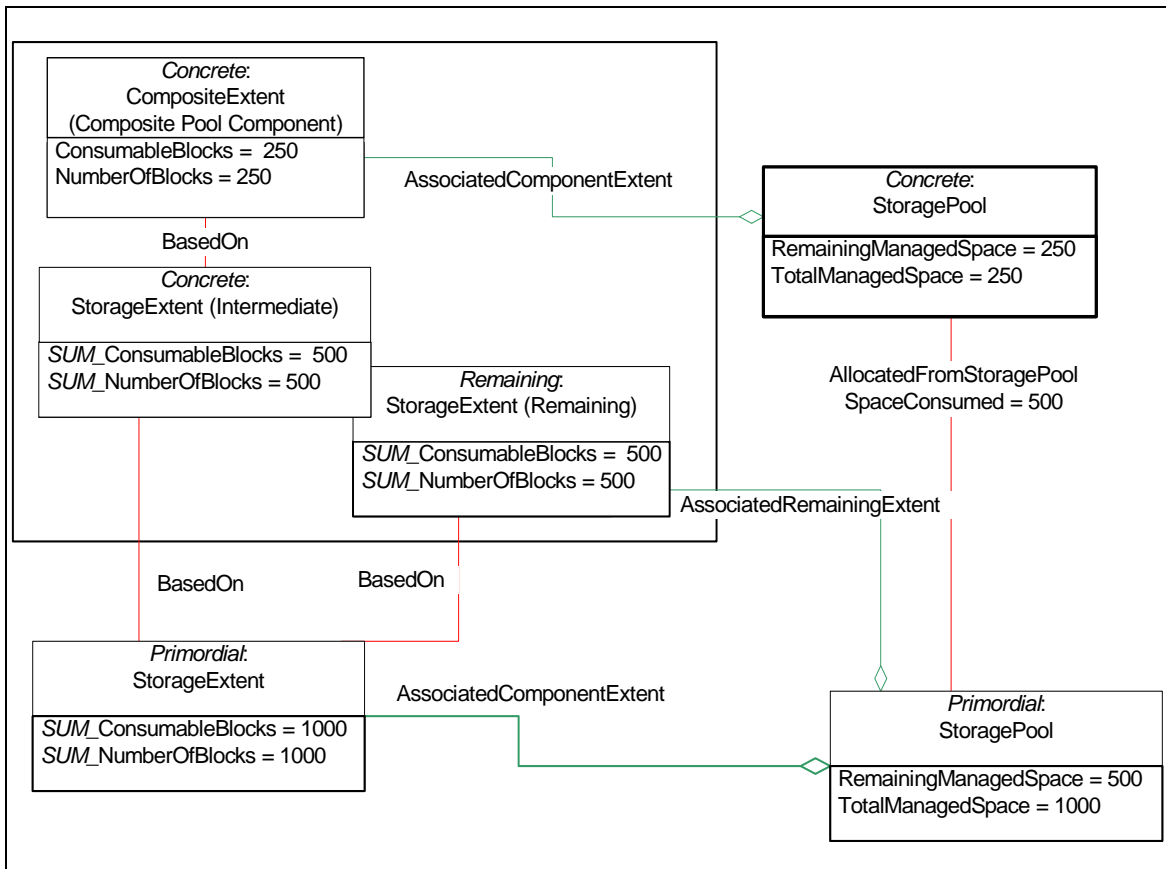


Figure 13 - StorageExtent Conservation - Step 2

Figure 14: "StorageExtent Conservation - Step 3" shows a StorageVolume creation. Figure 14: "StorageExtent Conservation - Step 3" groups the instances modeled using 14 Extent Composition Subprofile with a dark box. This particular implementation draws storage capacity for metadata (for its own house-keeping) during the creation of the StorageVolume. Not shown is the case where the metadata is drawn from capacity during the creation of the concrete StoragePool. A RAID1 stripe is written over three StorageExtents. These StorageExtents are likely to be disk drives. Again, a remaining StorageExtent is created to represent the capacity of the parent concrete StoragePool that is not used in the creation of the StorageVolume. A call to the concrete StoragePool's GetAvailableExtents method yields a reference to the remaining StorageExtent.

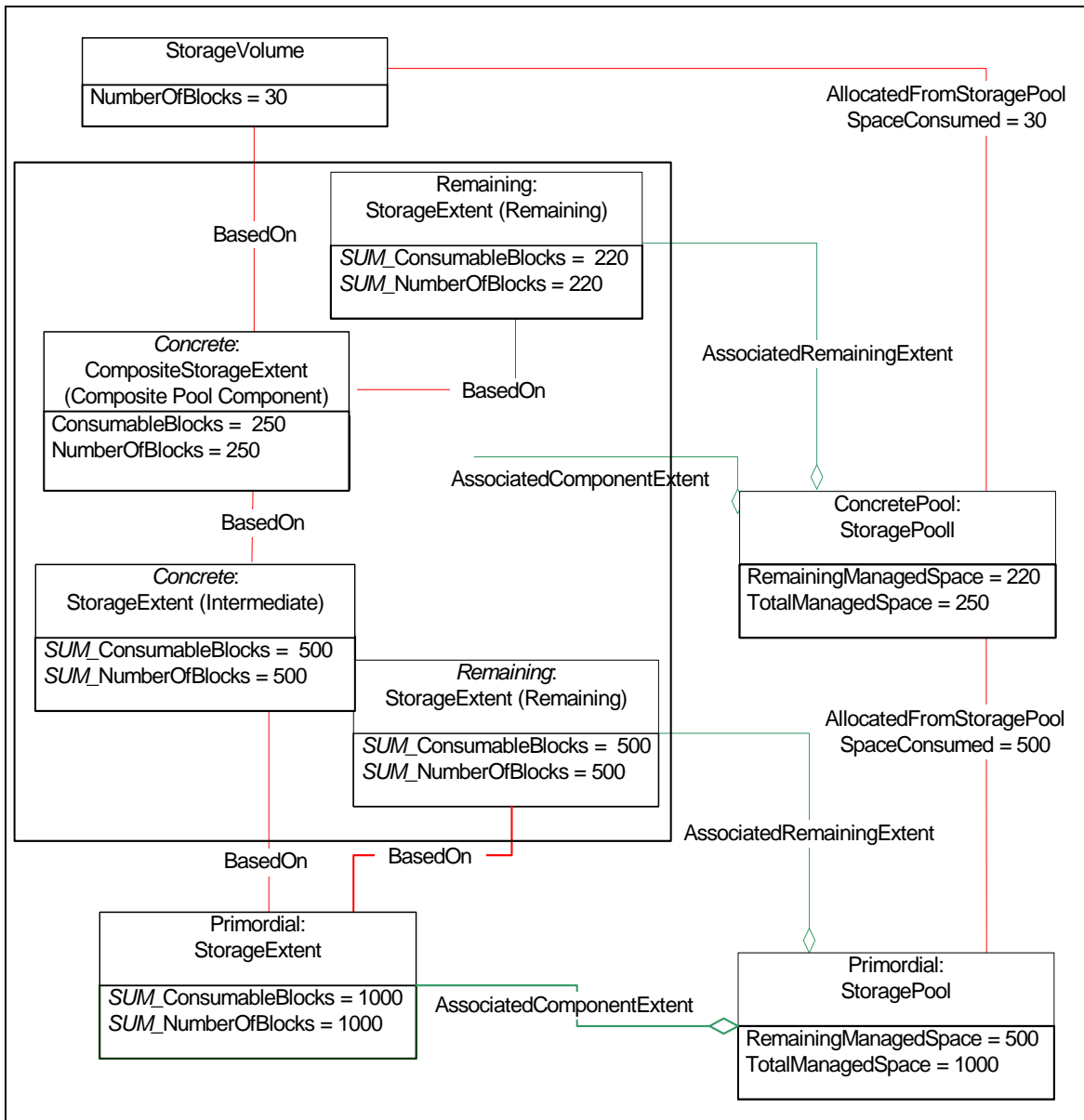


Figure 14 - StorageExtent Conservation - Step 3

In all cases, the TotalManagedSpace and RemainingSpace attributes reflect the total capacity and the capacity that can be drawn from a StoragePool, respectively. In this figure, the metadata is drawn from the capacity in the creation of the storage element.

- The capacity drawn by the metadata from the parent StoragePool is reflected by the sum of associated AllocatedFromStoragePool.SpaceConsumed minus the StoragePool.TotalManagedSpace of the child StoragePool.
- The capacity drawn by the metadata from each StorageVolume or LogicalDisk is reflected by SpaceConsumed minus NumberOfBlocks times BlockSize.

5.1.16 Formulas For Calculating Capacity

These formulas define calculations that shall be valid in a conformant implementation:

EXPERIMENTAL

- For StoragePools with StorageVolumes that do not share storage capacity (StoragePool.ElementsShareSpace set to false or null) the RemainingManagedSpace plus AllocatedFromStoragePool.SpaceConsumed from all of the StorageVolumes, LogicalDisks, and StoragePools allocated from the StoragePool shall equal TotalManagedSpace.

NOTE Elements allocated from StoragePools used for delta replicas (snapshots) usually share storage capacity.

- A parent StoragePool's TotalManagedSpace equals RemainingManagedSpace plus the sum of all related AllocatedFromStoragePool SpaceConsumed.
- If 14 Extent Composition Subprofile is implemented:
 - 1) The StoragePool's TotalManagedSpace shall be equal to the sum of all the AssociatedComponentExtent StorageExtent's BlockSize times ConsumableBlocks minus the metadata space (StoragePool.ReservedSpace) required by the StoragePool.

EXPERIMENTAL

- 2) Using the BasedOn association from the StoragePool's component StorageExtents (found using ConcreteComponent or AssociatedComponentExtent, or AssociatedRemainingExtent), the sum of the Dependent StorageExtent's NumberOfBlocks shall be equal to the ConsumableBlocks of the Antecedent StorageExtent.

IMPLEMENTED

- 3) The StoragePool's RemainingManagedSpace shall be equal to the sum of BlockSize times ConsumableBlocks for the union of the following sets of StorageExtents:
 - a) The set of StorageExtents associated to the StoragePool via AssociatedComponentExtent where each StorageExtent does not participate in an Antecedent relationship via one or more BasedOn associated with either a StorageVolume or a LogicalDisk.
 - b) The set of StorageExtents associated to the StoragePool via AssociatedRemainingExtent.

IMPLEMENTED

EXPERIMENTAL

5.1.16.1 Capacity Usage for Compressed Volumes

If a fully provisioned volume is created with compression enabled, the nominal capacity is allocated by the block server. And before the data is written onto the disk extent of the volume, it will be compressed in memory first, then the data will be stored onto the extent allocated by the block server.

If a thin provisioned volume is created with compression enabled, a smaller value (referred to here as the initial reserve capacity) is allocated. And before the data is written onto the disk extent of the volume, it will be compressed in memory first, then new extents will be allocated by the block server according to

the capacity after compression and the data will be stored onto the newly allocated extents. The capacity consumption report is the same as the mechanism in thin provisioning profile.

EXPERIMENTAL

5.1.17 Storage Element Manipulation

The StorageConfigurationService class contains methods to allow creation, modification and deletion of StorageVolumes or LogicalDisks. The capabilities of a StorageConfigurationService or StoragePool to provide storage are indicated using the StorageCapabilities class. This class allows the Service or StoragePool to advertise its capabilities (using implementation independent attributes) and a client to set the attributes it desires.

EXPERIMENTAL

The primordial pool contains storage available to the storage system from physical devices or external sources. The storage in the primordial pool may not be all the same. The CIM_DiskDrive class contains properties that reflect these differences (DiskType, FormFactor, InterconnectType, InterconnectSpeed, RPM, and Encryption). Together these properties define a quality of service (QOS) for disk storage. Properties in CIM_StorageCapabilities are used to determine if these properties are supported and the range of values supported. The CIM_StorageSetting class has the disk QOS properties to allow selection and provisioning based on these properties. Pools and Volumes that are provisioned from storage with a single disk QOS shall inherit the disk QOS and reflect that in their CIM_StorageSetting object.

EXPERIMENTAL

The concept of “hints” is included. Hints allow a client to provide general requirements to the system as to how it expects to use the storage. Hints allow a client to provide extra information to “tune” a StorageVolume or LogicalDisk. If a client chooses to supply these hints when creating a StorageVolume or LogicalDisk, the StorageSystem can either use the hints to determine a matching configuration or ignore them.

When creating a StorageVolume or LogicalDisk, a reference to an instance of StorageSetting is passed as a parameter to the StorageConfigurationService.CreateOrModifyElementFromStoragePool, CreateElementsFromStoragePools, or CreateOrModifyElementFromElements methods. This reference provides a goal for that element.

The current ‘service level’ being achieved is reported via the StorageVolume or LogicalDisk class itself. For example, data redundancy reported in the Setting associated to the storage element may be different from the data redundancy reported in the storage element itself. This difference indicates that a copy of the data is no longer available.

StorageVolumes or LogicalDisks are created from StoragePools via a StorageConfigurationService’s CreateOrModifyElementFromStoragePool(), CreateElementsFromStoragePools() methods. A StorageVolume creation operation takes time, and a Client needs to be aware that the operation is not complete until the StorageVolume.OperationalStatus is OK. A Client may also monitor the progress of the operation using the ConcreteJob class and its properties.

The name of a StorageVolume, LogicalDisk, or StoragePool can be changed. The existence of the EnabledLogicalElementCapabilities instance associated to the storage element indicates that the storage element can be named. If ElementNameEditSupported is set to TRUE, then the ElementName of the associated storage element name can be modified. The MaxElementNameLen property indicates the maximum supported ElementName length, and the ElementNameMask property provides the regular

expression that indicates the name limits; see Table 33, “CIM Elements for Block Services” for details for this property.

Since the `ElementNameMask` can describe the maximum length of the `ElementName`, any length defined in the regexp is in addition to the restriction defined in `MaxElementNameLen` (causing the smaller value to be the maximum length).

The `SupportedElementNameCodeSet` property of the `ImplementationCapabilities` instance (associated to top-level `ComputerSystem`) indicates the supported code set for the `ElementName`.

DEPRECATED

This model does not help in communicating whether or not the element name can be provided in the creation or the modification of the storage element through these `StorageConfigurationService` methods (if there are no existing storage elements of a given type):

- `CreateOrModifyStoragePool()`

EXPERIMENTAL

- `CreateElementsFromStoragePools`

EXPERIMENTAL

- `CreateOrModifyElementFromStoragePool()`
- `CreateOrModifyElementFromElements()`

First, there shall be a single `EnabledLogicalElementCapabilities` for each storage element type.

Note that the `ElementType` parameter of these methods requests the element to be created or modified. There shall be a single mask for each storage element type. Each of these instances shall be associated to the `StorageConfigurationService` via the `ElementCapabilities` association. Each of these `EnabledLogicalElementCapabilities` instances may also be used to express the capabilities of storage elements. The `ElementNames` of these `EnabledLogicalElementCapabilities` instances that define the possibility of naming `StoragePools`, `StorageVolumes`, and `LogicalDisks` type shall be of the values of "StoragePool Enabled Capabilities", "StorageVolume Enabled Capabilities", and "LogicalDisk Enabled Capabilities" respectively. If the implementation supports the creation or modification of a given element type and the modification of the name of the storage element, then it shall produce the aforementioned `EnabledLogicalElementCapabilities` instances.

If a storage element's name is modifiable through one of the aforementioned `StorageConfigurationService` methods, it shall also be modifiable through instance modification. However, a storage element's name may be modifiable through instance modification, but may not be modifiable through these service methods.

DEPRECATED

EXPERIMENTAL

To determine if the implementation supports supplying the `ElementName` during creation of a storage element and to determine the supported methods to modify the `ElementName` of existing storage

elements, invoke the method `StorageConfigurationCapabilities.GetElementNameCapabilities` -- see section 5.5.5.1.

EXPERIMENTAL

EXPERIMENTAL

By default, storage elements are created with the 2 "Unrestricted" value for their Usage property. To specify a different value for the Usage property, set the appropriate `StorageExtentInitialUsage` or `StoragePoolInitialUsage` of the applicable `StorageSetting` before creating the storage element. Subsequently, the Usage property can be modified by calling the `StorageConfigurationService.RequestUsageChange` method.

EXPERIMENTAL

EXPERIMENTAL

5.1.18 Block Services Predefined Indications

If the Indications profile is supported by an implementation, there shall be an implementation of the `SNIA_IndicationConfigurationService` and its associated `SNIA_IndicationConfigurationCapabilities` associated to the `ComputerSystem` of the referencing profile associated with the Block Services package. If the implementation supports predefined `IndicationFilters` or predefined `IndicationFilterCollections` this shall be indicated in the `SupportedFeatures` property of the `SNIA_IndicationConfigurationCapabilities`. If a value "3" is present, it means the implementation supports predefined `IndicationFilters`. If a value of "5" is present, it means the implementation supports predefined `IndicationFilterCollections`.

Figure 15 illustrates classes that shall be populated by the Block Services Package if both “3” and “5” are present in the SupportedFeatures property.

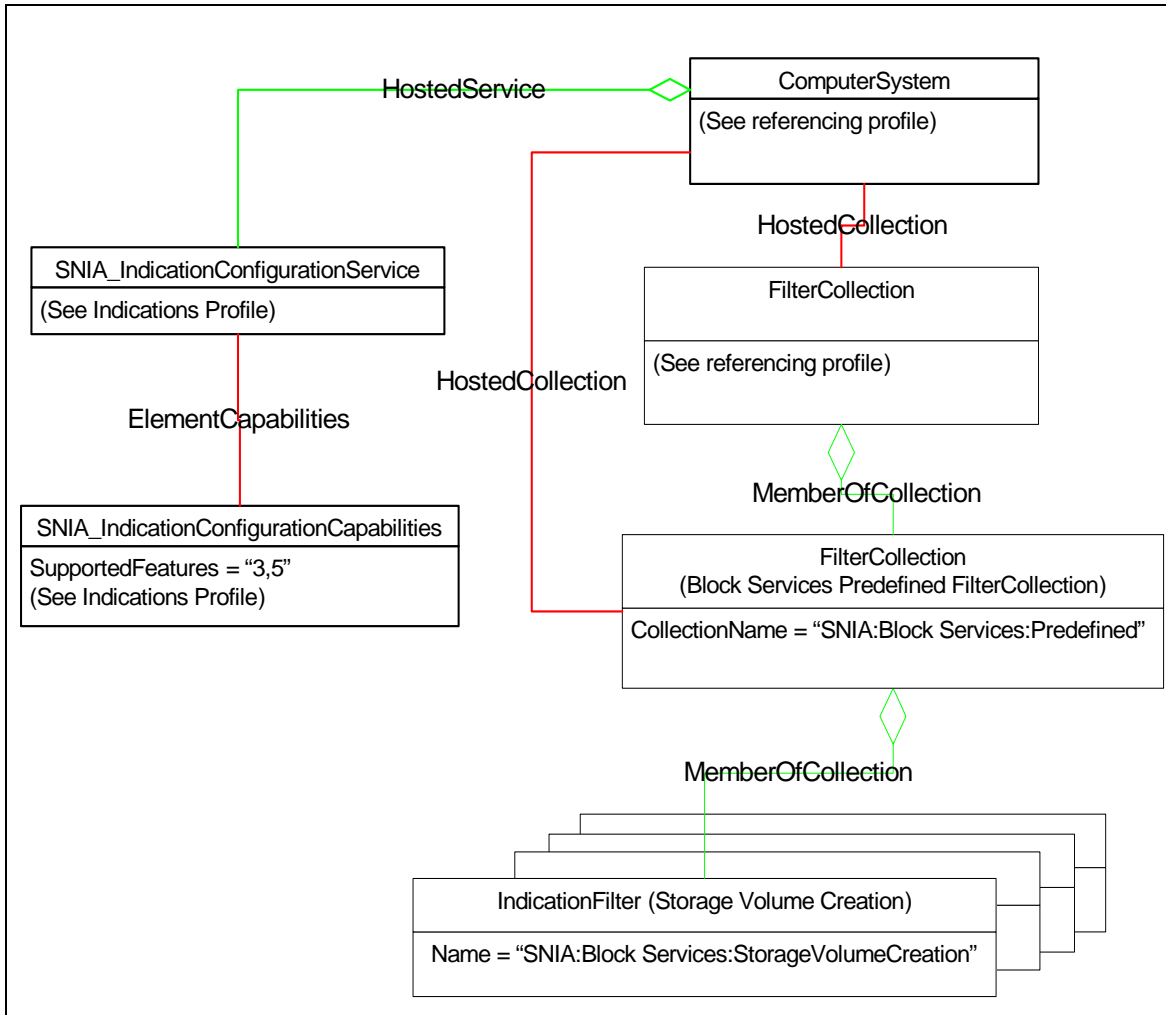


Figure 15 - Block Services Predefined FilterCollection

The SNIA_IndicationConfigurationService is hosted on the ComputerSystem for the referencing profile associated to the Block Services component profile. The FilterCollection for block services is also hosted on the same ComputerSystem. The block services FilterCollection is a member (MemberOfCollection) in the FilterCollection of the referencing profile. The block Services FilterCollection has members which are all the predefined IndicationFilters supported by the implementation. This shall include all Mandatory IndicationFilters of the Block Services Package. But it should also include any IndicationFilter that has been predefined by the implementation. This may include conditional, optional or vendor specific IndicationFilters supported by the implementation.

The block services FilterCollection shall have the CollectionName “SNIA:Block Services:Predefined”. Each of the predefined filters shall have the Name property as defined for the IndicationFilter. In Figure 15 the name of the IndicationFilter (Storage Volume Creation) is “SNIA:Block Services:StorageVolumeCreation”. For vendor specific IndicationFilters (not defined in this standard), the Name of the filter would be of the form ORG_ID”:Block Services:”UNIQUE_ID, where ORGID is the designation of the vendor that is providing the implementation.

EXPERIMENTAL

EXPERIMENTAL

5.1.19 Storage Compression support in Block Services

Storage compression is an optional feature of Block Services. It may be applied to any element that can hold data that may be compressed. That is, it may be applied to a storage volume or logical disk. This may include thinly provisioned storage volumes or logical disks.

If the CIM_StorageConfigurationService has been implemented a client may determine whether or not an implementation supports storage compression by inspecting the instance of the CIM_StorageCapabilities associated to the CIM_StorageConfigurationService. If compression is supported, the SupportedCompressionRates property shall be populated and shall not contain the value "1" (None). The property shall contain any or all of "2" (High), "3" (Medium), "4" (Low) and/or "5" (Implementation Decides).

5.1.19.1 Specifying Storage Compression on Volume Creation

A client may request that a storage volume that it is creating be compressed by the CompressionElement property of the Goal parameter of CreateOrModifyElementFromStoragePool (or CreateOrModifyElementsFromStoragePool). If the implementation allows it (see CIM_StorageCapabilities.SupportedCompressionRates) the client may also specify the compression rate to be used in the CompressionRate property of the Goal parameter.

If the CompressionRate property (See CIM_StorageSetting) is set to "1" (None), the volume is not compressed. If the SupportedCompressionRates include "2" (High), "3" (Medium) or "4" (Low), the client may select one of these in the CompressionRate property of the Goal parameter. The provider implementation determines the algorithm to use for each of these (it is implementation specific).

Once a volume has been created, a client may determine that the volume is compressed by inspecting the IsCompressed property in the CIM_StorageVolume (or CIM_LogicalDisk) instance that represents the volume. If supported the implementation may also specify the compression rate used in the CompressionRate property of the volume

5.1.19.2 StoragePools that support Compressed Elements

A client can determine if a StoragePool will support compressed elements by inspecting the StorageCapabilities associated to the pool. If compression is supported, the SupportedCompressionRates property shall be populated and shall not contain the value "1" (None). The property shall contain any or all of "2" (High), "3" (Medium), "4" (Low) and/or "5" (Implementation Decides).

EXPERIMENTAL

5.2 Health and Fault Management Considerations

The extrinsic methods should produce Errors (instances of CIM_Error) instead of some of the failure return codes. CIM errors include parameter errors, hardware efforts, and time-out errors. See *Storage Management Technical Specification, Part 3 Common Profiles, 1.6.1 Rev 6 25 Health Package* for details.

EXPERIMENTAL

The standard messages specific to this profile are listed in Table 27. See *Storage Management Technical Specification, Part 2 Common Architecture, 1.6.1 Rev 6 8 Standard Messages* for a description of standard messages and the list of all standard messages.

Table 27 - Standard Messages for Block Services Package

Message ID	Message Name
MP17	Invalid property combination during instance creation or modification
DRM19	Stolen capacity
DRM20	Invalid extent passed
DRM21	Invalid deletion attempted

EXPERIMENTAL

EXPERIMENTAL

5.2.1 StoragePool OperationalStatus

The StoragePool.OperationalStatus is optional, but required if the Storage Relocation profile is implemented. The StoragePool.OperationalStatus contains the overall status of the storage pool, summarized in Table 28.

Table 28 - OperationalStatus for StoragePool

Primary OperationalStatus	Subsidiary OperationalStatus	Description
2 "OK"		The storage pool is operational
2 "OK"	19 "Relocating"	The storage pool is operational, but is undergoing relocation
3 "Degraded"		The storage pool is operational, but at a lower quality of service than requested
3 "Degraded"	19 "Relocating"	The storage pool is operational, but at a lower quality of service due to a relocation operation
6 "Error"		The storage pool is in error
15 "Dormant"		The storage pool is not operational
15 "Dormant"	19 "Relocating"	The storage pool is not operational due to a relocation operation

EXPERIMENTAL

5.2.2 StorageVolume OperationalStatus

The StorageVolume.OperationalStatus contains the overall status of the volume, summarized in Table 29.

Table 29 - OperationalStatus for StorageVolume

Primary OperationalStatus	Subsidiary OperationalStatus	Description
2 "OK"		The storage volume is operational
2 "OK"	19 "Relocating"	The storage volume is operational, but is undergoing relocation
3 "Degraded"		The storage volume is operational, but at a lower quality of service than requested
3 "Degraded"	19 "Relocating"	The storage volume is operational, but at a lower quality of service due to a relocation operation
6 "Error"		The storage volume is in error
8 "Starting"		The storage volume is starting
15 "Dormant"		The storage volume is not operational
15 "Dormant"	19 "Relocating"	The storage volume is not operational due to a relocation operation

5.2.3 LogicalDisk OperationalStatus

The LogicalDisk.OperationalStatus contains the overall status of the logical disk, summarized in Table 30.

Table 30 - OperationalStatus for LogicalDisk

Primary OperationalStatus	Subsidiary OperationalStatus	Description
2 "OK"		The logical disk is operational
2 "OK"	19 "Relocating"	The logical disk is operational, but is undergoing relocation
3 "Degraded"		The logical disk is operational, but at a lower quality of service than requested
3 "Degraded"	19 "Relocating"	The logical disk is operational, but at a lower quality of service due to a relocation operation
6 "Error"		The logical disk is in error
8 "Starting"		The logical disk is starting
15 "Dormant"		The logical disk is not operational
15 "Dormant"	19 "Relocating"	The logical disk is not operational due to a relocation operation

5.3 Cascading Considerations

Not defined in this standard.

5.4 Supported Profile, Subprofiles and Packages

Table 31 describes the supported profiles for Block Services.

Table 31 - Supported Profiles for Block Services

Profile Name	Organization	Version	Requirement	Description
Job Control	SNIA	1.5.0	Optional	
Extent Composition	SNIA	1.6.0	Optional	

5.5 Methods of this Profile

5.5.1 Extrinsic Methods on StorageCapabilities

5.5.1.1 CreateSetting

CreateSetting is a method in StorageCapabilities and is invoked in the context of a specific StorageCapabilities instance.

```
uint32 CreateSetting(
    [In] uint16 SettingType,
    [Out] CIM_StorageSetting REF NewSetting)
```

This method on the StorageCapabilities class is used to create a StorageSetting using the StorageCapabilities as a template. The purpose of this method is to create a StorageSetting that is associated directly with the StorageCapabilities on which this method is invoked and has properties set in line with those StorageCapabilities. The contract defined by the StorageCapabilities shall constrain the StorageSetting used as the Goal.

The StorageCapabilities associated with the StoragePool define what types of storage can be allocated. The client shall determine what subset of the parent StoragePool capabilities to use, albeit a primordial StoragePool or a concrete StoragePool. The StorageSetting provided to the StoragePool creation method defines what measure of capabilities are desired for the following storage allocation. First, the client retrieves a StorageSetting or creates and optionally modifies an existing StorageSetting. If no satisfactory StorageSetting exists, then the client uses this method to create a StorageSetting.

The client has the option to have a StorageSetting generated with the default capabilities from the StorageCapabilities. If a '2' ("Default") is passed for the Setting Type parameter, the Max, Goal, and Min setting attributes are set to the default values of the parent StorageCapabilities. Otherwise, with using '3' ("Goal"), the new StorageSetting attributes are set to the related attributes of the parent StorageCapabilities, e.g., Min to Min and Max to Max. The method CreateSetting should return a unique instance of StorageSetting so that the ModifyInstance operation by one client shall not impact another client's instance of StorageSetting. This type of StorageSetting, newly created or already existing, is associated to the StorageCapabilities via the GeneratedStorageSetting association.

Only a StorageSetting created in this manner may be modified or deleted by the client. The client uses the NewSetting parameter to set the new StorageSetting to the values desired (using ModifyInstance or SetProperty intrinsic methods).

The implementation shall not generate a Setting whose values fall outside of the range of the parent Capabilities.

The `StorageSetting` cannot be used to create storage that is more capable than the parent `StorageCapabilities`. The `ModifyInstance` and `SetProperties` CIM Operations shall fail when the `Setting` has a `Max` value greater (or a `Min` value less) than the parent `StorageCapabilities`.

If the storage device supports hints, then the new `StorageSetting` contains the default hint values for the parent `StorageCapabilities`. The client can use these values as a starting point for hint modification (using intrinsic methods).

`StorageSetting` instances associated with `StorageVolume` or `LogicalDisk` shall not be modified or deleted directly.

Once this type of `StorageSetting` is used as the `Goal` for the creation or modification of a `StoragePool`, the `Goal` setting properties are copied into a new `StorageCapabilities` instance. The new `StorageCapabilities` instance is associated to the newly created or modified `StoragePool`. If the `StoragePool` was modified, then the previous `StorageCapabilities` shall be removed. The new `StorageCapabilities` instance, associated with the new `StoragePool`, should describe the parameters used in its creation or modification.

Once this type of `StorageSetting` is used as the `Goal` for the creation or modification of a `StorageVolume` or `LogicalDisk`, the `Goal` `StorageSetting` shall be duplicated, with the exception of the instance keys. The duplicate `Setting` is associated to the newly created or modified `StoragePool`, `StorageVolume`, or `LogicalDisk`. The generated `Setting` may be removed thereafter. The new `StorageSetting` instance, associated with the new storage element, should describe the parameters used in its creation or modification.

The following set of methods (5.5.1.2, 5.5.1.3, and 5.5.1.4) can be implemented to allow a client to be more specific about the configuration of the stripe length, stripe depth, and parity in a `Setting`. Thereby the client can get specific RAID levels or quality of service characteristics.

The stripe length, stripe depth, and parity extrinsic methods may be supported. These methods may be supported in the content of one capabilities and not in another within the same implementation. Sometimes the block striping is done as part of the creation of the concrete `StoragePool`, and sometimes the block striping is done as part of the creation of a `StorageVolume` or `LogicalDisk`. There may be implementations that allow striping to be done in both steps.

A client may use `StorageSettingHints` to imply desired striping (or other) characteristics are desired. The striping and parity methods and properties may be used in combination with hints. The hints express a ranking of preference. While the striping and parity methods and properties are much more explicit. When the hints and the stripe and parity `Settings` properties are used in combination, the striping and parity properties of the `Setting` are also considered hints, and the implementation may still create or modify the `StoragePool` or storage element using its best effort.

This specification does not define how the ranking of hints relates to the exact nature of the `StoragePool` or storage element created or the nature of their modification.

5.5.1.2 Getting Stripe Length

```
uint32 GetSupportedStripeLengths(
    [Out] uint16 StripeLengths[])
```

This method is used to report discrete `ExtentStripeLengths` for `StorageVolume`, `LogicalDisk`, or `StoragePool` creation. Some systems may support only discrete stripe lengths.

```
uint32 GetSupportedStripeLengthRange(
    [Out] uint16 MinimumStripeLength,
    [Out] uint16 MaximumStripeLength,
    [Out] uint32 StripeLengthDivisor)
```

This method is used to report a range of possible `ExtentStripeLengths` for `StorageVolume`, `LogicalDisk`, or `StoragePool` creation. Some systems may support only a range of sizes. This method reports the

continuum of discrete sizes between the minimum and maximum as defined by intervals of the divisor (e.g., if given a min of 10 and a max of 50, the discrete values would be 20, 30, 40, and 50).

Either method may be supported. Return codes are:

- 0, "Method completed OK", means success.
- 1, "Method not supported",
- 2, "Choices not available for this Capability." Although the method may be supported by Capabilities in this implementation, it is not supported for this Capability. Usually, this return code indicates that the stripe length has already been set in the parent StoragePool and may not be changed.
- 3, "Use [GetSupportedStripeLengths|GetSupportStripeLengthRange] instead". This return code tells the client that this stripe method is not supported, but the other stripe method is supported.

5.5.1.3 Getting Stripe Depth

```
uint32 GetSupportedStripeDepths(
    [Out] uint64 StripeDepths)
```

This method is used to report discrete `UserDataStripeDepths` for `StorageVolume`, `LogicalDisk`, and `StoragePool` creation. Some systems may support only discrete depth byte sizes.

```
uint32 GetSupportStripeDepthRange(
    [Out] uint64 MinimumStripeDepth,
    [Out] uint64 MaximumStripeDepth,
    [Out] uint64 StripeDepthDivisor)
```

This method is used to report a range of possible `UserDataStripeDepths` for `StorageVolume`, `LogicalDisk`, or `StoragePool` creation. Some systems may support only a range of sizes. The method reports the continuum of discrete sizes between the minimum and maximum as defined by intervals of the divisor (e.g., if given a min of 10 and a max of 50, the discrete values would be 20, 30, 40, and 50).

Either method may be supported. Return codes are:

- 0, "Method completed OK", means success.
- 1, "Method not supported"
- 2, "Choices not available for this Capability". Although the method may be supported by Capabilities in this implementation, it is not supported for this Capability. Usually, this return code indicates that the stripe depth has already been set in the parent StoragePool and may not be changed.
- 3, "Use [GetSupportedStripeDepths | GetSupportStripeDepthRange] instead". This return code tells the client that this stripe method is not supported, but the other stripe method is supported.

5.5.1.4 Getting Parity

```
uint32 GetSupportedParityLayouts(
    [Out] ParityLayout[])
```

This method is used to return the type of parity, non-rotated or rotated, that the capability supports.

Return codes:

- 0, "Method completed OK" means success.
- 1, "Method not supported"
- 2. "Choice not available for this Capability." Although the method may be supported by Capabilities in this implementation, it is not supported for this Capability. Usually, this return code indicates that the parity has already been set in the parent StoragePool and may not be changed.

5.5.2 Intrinsic Methods on StorageSetting

The following Intrinsic write methods are supported on StorageSetting:

- DeleteInstance
- ModifyInstance

5.5.3 Extrinsic Methods on StorageConfiguration

5.5.3.1 The RAID characteristics of the new or modified StoragePool

This design supports the implementation choice of the application of RAID striping during either the creation or modification of a StoragePool, StorageVolume, or LogicalDisk. Generally, without the implementation of 14 Extent Composition Subprofile, a client cannot determine the storage elements that are used to represent the RAID striping without at least one StorageVolume or LogicalDisk. Even if the subprofile is supported, the client can make this determination only after each of the supported element types are created.

Once each of the storage element types are created, the client can use the StorageExtents on which the storage element is based to determine the RAID striping type applied. The RAID group is represented by a CompositeStorageExtent instance.

If the ExtentStripeLength property is not supported by an implementation, this design does not provide for interoperable behavior in the creation or modification of StoragePools, StorageVolumes, or LogicalDisks to provide reference to member StorageExtents.

5.5.3.2 Element Naming

Several of the following methods allow a client to 1) specify a name for the storage element that is being created or 2) change the name of a storage element being modified.

If the implementation supports the naming of storage elements, then the ElementName property reports the name assigned to the storage element. If the implementation creates a name even when the client does not specify one, then this element contains that system defined name. If the implementation does not create a name for the storage element when the client does not specify a name, then this property should be null. If the implementation does not support the naming of elements and the client provides a value in the ElementName parameter of one of the following methods that specify an ElementName parameter, then the implementation shall reject the method call.

EXPERIMENTAL

The possible ExtentStripeLengths, ExtentStripeDepths, and ParityLayouts for a given StorageCapabilities may be fetched using these methods in that class:

- GetSupportedStripeLengths()
- GetSupportedStripeLengthRange()
- GetSupportedParityLayouts()
- GetSupportedStripeDepths()
- GetSupportedStripeDepthRange() methods

These methods are useful when the `ExtentStripeLength`, `ExtentStripeDepth`, and `ParityLayout` values in the given instance of `StorageCapabilities` are expressed in a range, where the minimum and the maximum are not equal.

EXPERIMENTAL

5.5.3.3 CreateOrModifyStoragePool

```
uint32 CreateOrModifyStoragePool(
    [In] string ElementName
    [Out] CIM_ConcreteJob ref Job,
    [In] CIM_StorageSetting ref Goal,
    [In,out] Uint64 Size,
    [In] string InPools[ ],
    [In] string InExtents[ ],
    [Out] CIM_StoragePool ref Pool);
```

This method is used to create a `StoragePool` from either a source `StoragePool` or a list of `StorageExtents`. Any required associations (such as `HostedStoragePool`) are created in addition to the instance of `StoragePool`. The parameters are as follows:

- **Job:** If a Job was created as a side-effect of the execution of the method, then a reference to that Job is returned through this parameter.
- **Goal:** This is the Service Level that the `StoragePool` is expected to provide. This may be a null value in which case a default setting is used.
- **Size:** As an input this shall be the desired size of the `StoragePool`. It may be null, in which case all passed in capacity (as specified by `InExtents` and `InPools`) shall be used to create the pool. If it is not possible to create a `StoragePool` of at least the desired size, a return code of "Size not supported" shall be returned with size set to the nearest supported size.
- **InPools[]:** This is an array of strings containing Object references (see 4.11.5 of *DMTF DSP0200 CIM Operations over HTTP* for format) to source `StoragePools`.
- **InExtents[]:** This is an array of strings containing Object references (see 4.11.5 of *DMTF DSP0200 CIM Operations over HTTP* for format) to source `StorageExtents`. An array of source `StoragePools` or an array of source `StorageExtents` or both can be defined. See 5.1.15.
- **TheElement:** If the method completes without creating a Job, then the `TheElement` is the storage element that is created. Otherwise, `TheElement` may or may not be Null. When the `TheElement` is NULL, then the storage element created can be determined by using the Job model.

5.5.3.4 The CreateOrModifyStoragePool method and the primordial StoragePool

A client may pass a reference to a primordial `StoragePool` in order to be explicit in indicating from which primordial `StoragePool` a concrete `StoragePool` needs to be created. If no `StoragePool` references are passed in the creation of a `StorageVolume` or `LogicalDisk`, the implementation shall determine the parent `StoragePool` based on the `Goal` and the `Size`.

A client may also pass a reference to a primordial `StoragePool` to express from what reserve to draw capacity if the capacity needed is greater than the total capacity represented by the input `StoragePools` and `StorageExtents`. Any capacity request, using the `Size` parameter, not satisfied by the referenced `StoragePools` and `StorageExtents` is drawn from the primordial `StoragePool` referenced. If no primordial `StoragePool` reference is passed and the capacity requested is greater than the referenced `StoragePools` and `StorageExtents`, then the method shall fail with the "Size not supported" return code. The use of a primordial `StoragePool` reference in this manner is not recommended, but the behavior is retained to maintain backward compatibility. The client should align the size requested to what can be satisfied by the concrete `StoragePools` and `StorageExtents` referenced.

A client should pass only concrete StoragePools when creating a StoragePool from several StoragePools.

5.5.3.5 DeleteStoragePool

```
uint32 DeleteStoragePool(
    [Out] CIM_ConcreteJob ref Job,
    [In] CIM_StoragePool ref Pool);
```

This method allows a client to delete a previously created StoragePool. All associations to the deleted StoragePool are also removed as part of the action. In addition, the RemainingManagedStorage of the associated parent primordial StoragePool will change accordingly.

NOTE This method will be denied ("Failed") if there are any AllocatedFromStoragePool associations where the deleted StoragePool is the Antecedent.

5.5.3.6 CreateOrModifyElementFromStoragePool

```
uint32 CreateOrModifyElementFromStoragePool (
    [In,
    string ElementName
    Values {"StorageVolume", "StorageExtent",
    "LogicalDisk", "FullyProvisionedStorageVolume"},
    ValueMap{"2", "3", "4", "7" }]
    Uint16 ElementType;
    [Out] CIM_ConcreteJob ref Job,
    [In] CIM_StorageSetting ref Goal,
    [In, Out] Uint64 Size,
    [In] CIM_StoragePool ref InPool,
    [In, Out] CIM_LogicalElement ref TheElement );
```

This method allows an element of a type specified by the enumeration ElementType to be created from the input StoragePool. The parameters are:

- ElementType: This enumeration specifies what type of object to create.

The version of the standard recognizes: "2" (StorageVolume) or "4" (LogicalDisk)

EXPERIMENTAL

If Thin provisioning is supported, then the standard also recognizes: "5" (ThinlyProvisionedStorageVolume) or "6" (ThinlyProvisionedLogicalDisk).

With ElementType of "2" for StorageVolume, implementation decides whether the created StorageVolume would be thinly or fully provisioned. To request a fully provisioned StorageVolume, use "7" for the ElementType, or "8" for fully provisioned LogicalDisk.

EXPERIMENTAL

- Job: If a Job was created as a side-effect of the execution of the method, then a reference to that Job is returned through this parameter. See *Storage Management Technical Specification, Part 3 Common Profiles, 1.6.1 Rev 6 26 Job Control Subprofile*.
- Goal: This is the Service Level that the element is expected to provide. The Setting shall be a subset of the Capabilities available from the parent StoragePool. Goal may be a null value, in which case the default Setting for the StoragePool is used.

EXPERIMENTAL

This may include setting the `CompressedElement` property of the `Goal` for requesting storage compression or setting the disk related properties (e.g., `DiskType` or `InterconnectType`) for provisioning by disk.

EXPERIMENTAL

- **Size:** As an input this shall be the desired size of the element. It may be null, in which case all passed in capacity (as specified by `InPool`) shall be used to create the element. If it is not possible to create an element of at least the desired size, a return code of “Size not supported” shall be returned with size set to the nearest supported size.
- **InPool:** This shall contain the reference to the source `StoragePool`.
- **TheElement:**
 - **As Input:** If the `TheElement` parameter is not null, then this method shall attempt to modify the reference element. Otherwise, this method shall attempt to create a new element.
 - **As Output:** If the method completes without creating a `Job`, then the `TheElement` is the storage element that is created. Otherwise, `TheElement` may be NULL. When the `TheElement` is NULL, the storage element that is created can be determined by using the `Job` model.

EXPERIMENTAL

5.5.3.7 CreateElementsFromStoragePools

```
uint32 CreateElementsFromStoragePools (
    [In] string ElementNames[]
    [In] uint16 ElementType;
    [In] uint64 ElementCount,
    [Out] CIM_ConcreteJob ref Job,
    [In] CIM_SettingData ref Goal,
    [In, Out] Uint64 Size,
    [In] CIM_StoragePool REF InPools[],
    [Out] CIM_LogicalElement ref TheElements[] );
```

This method allows elements of a type specified by the enumeration `ElementType` to be created from the input `StoragePool`. The parameters are:

- **ElementNames:** One or more user relevant names. The first entry is assigned to the first created element, the second entry is assigned to the second element, and so on. If the number of entries in the `ElementNames` array is not equal to the `ElementCount`, the method shall return an error. If `ElementNames` is null, system assigns the element names.
- **ElementType:** This enumeration specifies what type of object to create. For example, “2” to create `StorageVolumes` -- implementation decides thinly or fully provisioned, “5” to create thinly provisioned `StorageVolumes`, or “7” to create fully provisioned `StorageVolumes`.
- **ElementCount:** Count of elements to create.
- **Job:** If a `Job` was created as a side-effect of the execution of the method, then a reference to that `Job` is returned through this parameter. See *Storage Management Technical Specification, Part 3 Common Profiles, 1.6.1 Rev 6 26 Job Control Subprofile*.

- **Goal:** This is the Service Level that the element is expected to provide. The Setting shall be a subset of the Capabilities available from the parent StoragePool. Goal may be a null value, in which case the default Settings for the StoragePools is used.
- **Size:** As an input this shall be the desired size of the element. It may be null, in which case all passed in capacity (as specified by InElements) shall be used to create the element. If it is not possible to create an element of at least the desired size, a return code of “Size not supported” shall be returned with size set to the nearest supported size.
- **InPools:** This array contains references to the source StoragePools. If not specified, system locates the appropriate StoragePools if the property StorageConfigurationCapabilities.AutomaticPoolSelectionAllowed is true.
- **TheElements:** If the method completes without creating a Job, then the TheElements are the storage elements that are created successfully. Otherwise, TheElements may be NULL. When the TheElements are NULL, the storage elements that are created can be determined by using the Job model.

Notes: If a job was created, there will be AffectedJobElement associations between the Job and each created elements. The number of the AffectedJobElement associations is the number of the elements created successfully.

If the method completes without creating a Job, references to the created elements are returned in the TheElements parameter. If the number of elements created is less than the number of elements requested, the return value of the method shall be 4098.

Generally, there will be one instance creation indication for each element created. However, some implementations may treat the entire request as one transaction and only generate one instance creation indication for all the elements created. See section 5.8.35

EXPERIMENTAL

5.5.3.8 CreateOrModifyElementFromElements

```
uint32 CreateOrModifyElementFromElements(
    [In,
        Values {"Storage Volume", "Storage Pool",
            "Logical Disk"},
        ValueMap{"2", "4", "5"}]
    unit16 ElementType,
    [In, Out] CIM_ConcreteJob REF Job,
    [In] CIM_ManagedElement REF Goal,
    [In, Out] unit64 Size,
    [In] CIM_StorageExtent REF InElements[],
    [In, Out] CIM_LogicalElement REF TheElement);
```

The parameters are:

- **ElementType:** This enumeration specifies the type of object to create.
- **Job:** If a Job was created as a side-effect of the execution of the method, then a reference to that Job is returned through this parameter. See *Storage Management Technical Specification, Part 3 Common Profiles, 1.6.1 Rev 6 26 Job Control Subprofile*.
- **Goal:** This is the Service Level that the element is expected to provide. The Setting shall be a subset of the Capabilities available from the parent StoragePool. Goal may be a null value, in which case the default Setting for the StoragePool is used.
- **Size:** As an input, this is the desired size of the element. If it is not possible to create a StorageVolume of the desired size, a return code of “Size not supported” is returned with size set to the nearest supported size.

- InElements: References to the StorageExtents to be used for the storage element creation or modification. The referenced StorageExtents shall be ComponentExtents of a single StoragePool, a parent of new or existing storage element. The parent StoragePool shall be a direct parent or an indirect parent, a grandparent, of the storage element. The InElements parameter of the CreateOrModifyElementFromElements() parameter is used to provide new StorageExtents to be used for this storage element. Therefore, the use of the parameter in the reduction of capacity for TheElement is invalid.
- TheElement:
 - As Input: If the TheElement parameter is not null, then this method shall attempt to modify the reference element. Otherwise, this method shall attempt to create a new element.
 - As Output: If the method completes without creating a Job, then the TheElement is the storage element that is created. Otherwise, TheElement may be NULL. When the TheElement is NULL, the storage element created can be determined by using the Job model.

5.5.3.9 ReturnToStoragePool

```
uint32 ReturnToStoragePool (
    [Out] CIM_ConcreteJob ref Job,
    [In] CIM_LogicalElement ref TheElement);
```

This method allows a client to delete a previously created element such as a StorageVolume.

EXPERIMENTAL

If TheElement is a SNIA_StorageVolume and SNIA_StorageVolume.CanDelete is set to false, then ReturnToStoragePool shall fail and shall return an error code of 6 ("In Use") or 4 ("Failed").

EXPERIMENTAL

EXPERIMENTAL

5.5.3.10 ReturnElementsToStoragePool

```
uint32 ReturnElementsToStoragePool (
    [In] uint16 Options,
    [Out] CIM_ConcreteJob ref Job,
    [In] CIM_LogicalElement ref TheElements[] );
```

This method allows a client to delete a previously created elements such as StorageVolumes. The parameters are:

- Options: This enumeration specifies what should happen if non-existent element is supplied. A value of "2" requests the method to continue to delete the remaining elements that exist. A value of "3" requests the method to return an error. If null, the method deletes the elements that do exist (same as "2").
- Job: If a Job was created as a side-effect of the execution of the method, then a reference to that Job is returned through this parameter. See *Storage Management Technical Specification, Part 3 Common Profiles, 1.6.1 Rev 6 26 Job Control Subprofile*.
- TheElements: An array containing the elements to be deleted.

EXPERIMENTAL

EXPERIMENTAL

5.5.3.11 RequestUsageChange

```
uint32 RequestUsageChange (
    [In,
        ValueMap { "2", "3" },
        Values { "Set", "Modify \"Other\" description only"
    }]
    uint16 Operation,
    [In] uint16 UsageValue,
    [In] string OtherUsageDescription,
    [Out] CIM_ConcreteJob ref Job,
    [In] CIM_LogicalElement ref TheElement);
```

The parameters are:

- Operation: This specification defines the usage of the 2 “Set” value for the parameters, which means to set the Usage to one of the possible usage values. This parameter is required.
- UsageValue: The usage value possible for the type of storage element, whose reference is passed to this method. This parameter is required.
- OtherUsageDescription: Not defined this specification. This parameter is not required.
- Job: If a Job was created as a side-effect of the execution of the method, then a reference to that Job is returned through this parameter. See *Storage Management Technical Specification, Part 3 Common Profiles, 1.6.1 Rev 6 26 Job Control Subprofile*.
- TheElement: This requirement parameter contains a reference to the storage element whose usage is to be changed.

If the storage element can not be changed to the requested usage because it is invalid to do so, then the implementation shall return an invalid parameter error.

EXPERIMENTAL

5.5.3.12 Return Values

Each method has this set of defined return codes:

```
ValueMap {"0", "1", "2", "3", "4", "5", "6", "..", "4096", "4097"},
Values {"Job completed with no error", "Not Supported", "Unknown",
        "Timeout", "Failed", "Invalid Parameter", "In Use",
        "DMTF Reserved", "Method parameters checked - job
        started", "Size not supported"}}
```

Only the following return codes shall be supported:

- 0 - “Job completed with no error”
The method has completed immediately with no errors (and with no asynchronous execution required).
- 1 - “Not Supported”
This method is not supported at this time.
- 3 - “Timeout” or 4 - “Failed”
The provider has problems accessing the hardware (or other implementation-specific reasons)’. The provider should return a standard message communicating the nature of the value rather than returning this code.

- 5 - "Invalid Parameter"
One or more of the parameters are invalid (invalid object paths, for instance). The provider should return a standard message, communicating which parameters are invalid and why, rather than returning this code.
- 6 - "In Use"
The storage element is used for the basis for another storage element. For example, a client request that a StoragePool be deleted, but that StoragePool is the basis for another storage element. This return code may also indicate that the deletion of the specified storage element is not permitted because it is being used for another reason. This reason may be that the StoragePool on which this method is called does not permit this action. The reason may also be that the implementation does not allow this action for proprietary reasons.
- 4096 - "Method parameters checked - job started"
The method parameters have been checked, and the method is being executed asynchronously.
- 4097 - "Size not supported"
For a Create/Modify method, the requested size is not supported. The Size parameter and the size of the storage element is set to the nearest supported and larger size.). Only the methods that create or modify storage elements, other than their usage, shall return this code.

A vendor shall not extend the Value map to express vendor specific error situations not catered for by the standard messages.

EXPERIMENTAL

5.5.3.13 GetElementsBasedOnUsage

```
uint GetElementsBasedOnUsage(
    [In,
        ValueMap { "2", "3", "4", "5" }
        Values { "StorageVolume", "StorageExtent",
            "StoragePool", "Logical Disk", } ]
    uint16 ElementType,
    [In] uint16 Usage,
    [In,
        ValueMap { "2", "3", "4" },
        Values { "All", "Available Only", "In Use Only" } ]
    uint16 Criterion,
    [In] CIM_StoragePool ref ThePool,
    [Out] CIM_ManagedSystemElement ref TheElements[ ] );
```

All input parameters are required. The parameters are:

- ElementType: This enumeration specifies the type of object to create.
- UsageValue: The usage value possible for the type of storage element as indicated by the ElementType parameter.
- Criterion: Specifies whether to retrieve all elements - 2 "All", available elements only - 3 "Available Only", or the elements that are in use - 4 "In Use Only".
- ThePool: Limits the search for the elements that satisfy the criteria in this StoragePool only. If null, all appropriate storage pools shall be included in the search.
- TheElements: Contains the array of references found to the storage element instances retrieved.

This method returns the following statuses:

- 0 - "Completed with No Error":
The method has completed immediately with no errors

- 1 - “Not Supported”
This method is not supported at this time.
- 3 - “Timeout” or 4 - “Failed”
The provider has problems accessing the hardware (or other implementation-specific reasons)’. The provider should return a standard message communicating the nature of the value rather than returning this code.
- 5 - “Invalid Parameter”
One or more of the parameters are invalid (invalid object paths, for instance). The provider should return a standard message, communicating which parameters are invalid and why, rather than returning this code.

EXPERIMENTAL

5.5.4 Extrinsic Methods on StoragePool

5.5.4.1 General

The Extrinsic methods on StoragePool return sizes in units of bytes. These methods, each described in this section, are:

- GetSupportedSizes
- GetSupportedSizeRange
- GetAvailableExtents

5.5.4.2 GetSupportedSizes

```
uint32 GetSupportedSizes(
    [In] uint16 ElementType,
    [In] CIM_StorageSetting ref Goal,
    [Out] uint64 Sizes[ ]);
```

The parameters are:

- ElementType: This enumeration specifies what type of object to create.
- Goal: The Service Level the element is expected to provide. The setting shall be a subset of the Capabilities available from the parent StoragePool. Goal may be a null value, in which case the default Setting for the StoragePool shall be used by the implementation.
- Sizes: An array containing all the possible sizes of an element in a creation or modification operation.

For a given Goal, this method returns discrete possible sizes of child elements, e.g., StoragePool, StorageVolume or LogicalDisk, that can be created or modified using capacity from the StoragePool. If the Goal is not supplied, the default Setting for the StoragePool shall be used by the implementation. This method is used to return the sizes of contiguous ranges of blocks of the pool that can be used individually or in combination with other extents to create or modify storage pool or storage elements. For example, an implementation can use this method to return the sizes of disks, imported extents, or remaining extents that can be used in the storage assignment operation. This method is also useful if the possible sizes do not differ by a fixed size and thus cannot be reported by the GetSupportedSizeRange method. A summation in this case is the integer resulting from the addition any of the elements. The summations of the possible sizes shall not be returned from this method. The implementation should return the sizes of unassigned or remaining component extents that are appropriate for that Goal.

For example, if the returned sizes in gigabytes are {10, 15, 17, 21}, the summations include {25, 27, 31, 32, 36, 63}. It is the responsibility of the client to calculate the summations.

Any one of the returned sizes or any one of the summations of the returns shall be acceptable by the implementation as a possible size for a supported storage assignment using the element type and goal. If

the size of unassigned or remaining storage extents is repeated in this set of storage extents, the repetition of size shall be reflected in the sizes returned. It is necessary to duplicate sizes so that the client can calculate the summations.

If the implementation supports zero size StoragePools (aka an "empty" storage pool) or StorageVolumes, the returned Sizes parameter will have an entry with the value of 0. For example, if the GetSupportedSizes method is called with ElementType set to StoragePool, and an array of Sizes containing [0, 20, 22, 25] is returned, it indicates it is possible to create a 0 size (i.e. an empty) StoragePool, as well as other StoragePool sizes – namely 20, 22, and 25.

5.5.4.3 GetSupportedSizeRange

```
uint32 GetSupportedSizeRange(
    [In] uint16 ElementType,
    [In] CIM_StorageSetting ref Goal,
    [Out] uint64 MinimumVolumeSize,
    [Out] uint64 MaximumVolumeSize,
    [Out] uint64 VolumeSizeDivisor);
```

- **ElementType:** This enumeration specifies what type of object to create.
- **Goal:** The service level the element is expected to provide. The Setting shall be a subset of the Capabilities available from the parent StoragePool. Goal may be a null value, in which case the default Setting for the StoragePool shall be used by the implementation.
- **MinimumVolumeSize:** The minimum size an element can take on either as a creation or modification operation.
- **MaximumVolumeSize:** The maximum size an element can take on either as a creation or modification operation
- **VolumeSizeDivisor:** The value used to determine sizes between MinimumVolumeSize and MaximumVolumeSize.

This method is used to determine the possible sizes of child element, e.g., StoragePool, LogicalDisk, and StorageVolume, that can be created or modified using capacity drawn from the StoragePool. This method is useful when the number of possible sizes is so voluminous that reporting each discrete size would be impractical. This method reports the continuum of discrete sizes between the minimum and maximum size as defined by intervals of the divisor.

The range of possible values between the values reported by MinimumVolumeSize and MaximumVolumeSize shall be defined as:

- next integer value greater than MinimumVolumeSize that is divisible by VolumeSizeDivisor
- next integer value less than MaximumVolumeSize that is divisible by VolumeSizeDivisor,
- and every integer in between these integers that is divisible by VolumeSizeDivisor.

The possible values returned from this method shall include the MinimumVolumeSize, MaximumVolumeSize, and the range of values in between. Neither the MinimumVolumeSize nor the MaximumVolumeSize are required to be divisible by the VolumeSizeDivisor. For example, if given a MinimumVolumeSize of 10, a MaximumVolumeSize of 50, and VolumeSizeDivisor of 10, the possible size values would be 10, 20, 30, 40, and 50.

A client can calculate the discrete sizes by calculating the ceiling of the MinimumVolumeSize or the floor MaximumVolumeSize, then using one of these calculated values and the VolumeSizeDivisor to determine the discrete possible values within the range.

For example, given

```

MinimumVolumeSize = 35 GB
MaximumVolumeSize = 225 GB
VolumeSizeDivisor = 10 GB
ceiling(35/10) = 4
floor(225/10) = 22

```

the next possible size after the minimum, 35, is 4 * VolumeSizeDivisor, or 40 GB.
the next possible size after that is 5 * VolumeSizeDivisor, or 50 GB.
the next possible size before the maximum, 225, is 22 * VolumeSizeDivisor, or 220 GB.

```
sizes = {35, 40, 50, 60 ... 210, 220, 225}
```

Any one of the returned sizes shall be acceptable by the implementation as a possible size for a supported storage assignment using the element type and goal. The result size of the storage assignment or allocation may be greater than the size requested by the client. The result size should be greater than or equal to the requested size. The result size should be less than the next size greater than requested size that is divisible by the VolumeSizeDivisor.

It is not required that there be a relationship between the sizes returned from this method and the component extent sizes of the implementation as report by implementing the Extent Composition.

Both or either method may be supported by a storage subsystem, either as a decision made at implementation time or as a variable that depends on the state of the StoragePool. For example, when a StoragePool is first created allowing for possible sizes to be in 1024-byte blocks, the GetSupportedSizeRange method should be used to report possible sizes. This example StoragePool does not relocate blocks to avoid fragmentation of the capacity. As StorageVolumes or LogicalDisks are drawn from and returned to the StoragePool, the capacity becomes fragmented. In this case, the GetSupportedSizes method should be used to report the non-continuous regions of capacity that may be used for element creation. There are storage systems that can allocate the StorageVolume or LogicalDisk only in whole disks that need not be of uniform size; such storage systems support only the GetSupportedSizes method.

Both methods may be supported at the same time and may report different values when discontinuous and contiguous capacity is present in the StoragePool. In this case, the GetSupportSizes method is used to report the fragments of available capacity. The remaining contiguous capacity is reported as the largest element size possible. The GetSupportSizeRange is used to report element sizes that may be drawn from the contiguous capacity.

If there is no notion of continuity as being a stable state of the system, e.g., capacity is continuously and automatically being defragmented, the GetSupportSizeRange method should be used.

If the implementation supports zero size StoragePools (aka an "empty" storage pool) or StorageVolumes, the returned MinimumVolumeSize parameter will have the value of 0.

5.5.4.3.1 Return Values

Each method has this set of return codes:

```

ValueMap {"0", "1", "2"},
Values {"Method completed OK", "Method not supported", "Use <the other method
name> instead"} ]

```

If the above methods do not complete successfully, then either the methods are not supported or the other method should be used. The GetSupportSizes method can notify the SMI-S client that it should use the GetSupportSizeRanges instead; the GetSupportedSizeRange method can notify the SMI-S client that it should use the GetSupportedSizes method instead.

5.5.4.3.2 GetAvailableExtents

```
uint32 GetAvailableExtents(
    [In] CIM_StorageSetting REF Goal,
    [Out] CIM_StorageExtent REF AvailableExtents[ ]);
```

This method is used to retrieve the available StorageExtents—ComponentExtents of the StoragePool—that do not form the basis for StorageVolumes and LogicalDisks allocated from the StoragePool. If a NULL is passed for a Goal, then all the available ComponentExtents of the StoragePool are returned.

The StorageExtent references returned from this method refer to a subset of the StorageExtents associated to the StoragePool via ConcreteComponent, AssociatedComponentExtent, and AssociatedRemainingExtent. The StorageExtents referenced by the output of this method may not equal the set of Component StorageExtents because of any of the following reasons:

- The excluded StorageExtents may not be used with the Goal.
- The excluded StorageExtents may not be used for vendor-specific reasons.
- The excluded StorageExtents may not be used because of a usage restriction.

To get the available StorageExtents intended for a specific use, supply the Goal with the applicable properties set to the appropriate values -- sample properties are: StorageExtentInitialUsage, StoragePoolInitialUsage, ThinProvisionedPoolType, etc.

Table 32 shows possible combinations for the values that can be supplied to get the available extents for the intended use.

Note, the returned extents may be a subclass of StorageExtent -- for example, StorageVolume. StorageVolumes can be used to create storage pools according to the “Pools from Volumes” profile.

Table 32 - Values for applicable Goal properties

Intended Use	StorageExtentInitialUsage	StoragePoolInitialUsage	ThinProvisionedPoolType	Note
To create (or expand) an Unrestricted StoragePool for Fully Provisioned StorageVolumes	NULL (or 2)	2	NULL	
To create (or expand) Unrestricted StoragePool for Thinly Provisioned StorageVolumes	NULL (or 2)	2	7	ThinlyProvisionedAllocatedStoragePool
(Pools from Volumes) To create (or expand) an Unrestricted StoragePool for Fully Provisioned StorageVolumes	14	2	NULL	Returns available StorageVolumes to use to create such StoragePool.
(Pools from Volumes) To create (or expand) an Unrestricted StoragePool for Thinly Provisioned StorageVolumes	14	2	7	ThinlyProvisionedAllocatedStoragePool Returns available StorageVolumes to use to create such StoragePool.
(Pools from Volumes) To create (or expand) a Delta Replica StoragePool	19	4	NULL	Returns available StorageVolumes to use to create such StoragePool.

Table 32 - Values for applicable Goal properties

Intended Use	StorageExtentInitialUsage	StoragePoolInitialUsage	ThinProvisionedPoolType	Note
(Pools from Volumes) To create (or expand) a StoragePool for Local Replica Targets	20	6	NULL	Returns available StorageVolumes to use to create such StoragePool.
(Pools from Volumes) To create (or expand) a StoragePool for Remote Replica Targets	21	7	NULL	Returns available StorageVolumes to use to create such StoragePool.

This method is designed as a companion for the CreateOrModifyElementFromElements method. A client may fetch the StoragePool's available ComponentExtents and attempt to call CreateOrModifyElementFromElement, or the client may use this method and have the agent provide the available StorageExtents. However, note it is possible that even though a StorageExtent may appear to be available from the implementation's model, the implementation may not allow the StorageExtent to be used for vendor specific reasons.

5.5.4.4 Return Values

Each method has this set of defined return codes:

```
ValueMap {"0", "1", "2", "3", "4", "5"},
Values {"Job completed with no error", "Not Supported", "Unknown",
        "Timeout", "Failed", "Invalid Parameter"}}
```

- 0 - "Job completed with no error"
The method completes immediately with no errors (and with no asynchronous execution required)
- 1 - "Not Supported"
The implementation does not support the method.
- 5 - "Invalid Parameter"
One of the method parameters is incorrect (for instance invalid object paths).
- 3 - "Timeout" or 4 - "Failed"
The provider had problems accessing the hardware, or there were implementation-specific problems.

5.5.4.4.1 Storage Element Modification

Concrete StoragePools may be expanded, shrunk, or have their quality of service (QoS) changed (the Goal parameter) by a client.

This package does not define how primordial StoragePools are modified (if they can be modified) within a particular implementation.

The current capacity of a StoragePool is the value of the TotalManagedSpace property.

StorageVolumes and LogicalDisks may be expanded, shrunk, or have their quality of service (QoS) changed (the Goal parameter) by a client.

The current capacity of the StorageVolume, LogicalDisk, or StorageExtent is the ConsumableBlocks times the BlockSize.

Storage elements are StoragePools, StorageVolumes, and LogicalDisks.

Return values are:

- 5 "StoragePool QoS Change," 6 "StoragePool Capacity Expansion," 7 "StoragePool Capacity Reduction"
 Within SupportedStoragePoolFeatures array within the StorageConfigurationCapabilities instance, indicates the types of StoragePool modification allowed.
- 11 "Storage Element QoS Change, 12 "Storage Element Capacity Expansion", and 13 "Storage Element Capacity Reduction"

Within the SupportedStorageElementFeatures array within the StorageConfigurationCapabilities instance, indicates the types of StorageVolume and LogicalDisk modifications allowed.

An implementation may support one or more of these options. If the implementation supports capacity expansion or capacity reduction options and the QoS change option, then it shall support the capacity change and the QoS change simultaneously in the modification of a given storage element.

A client can determine the resultant usable capacity to which a storage element may be changed by using the GetSupportedSizes() and GetSupportedSizeRange() methods on the parent StoragePool. These methods provide the possible storage capacity for new storage elements and for the modification of existing storage elements given a QoS goal. To obtain a size to use for storage element modification, the client simply select a size returned from the GetSupportedSizes() method or a size within the range returned from GetSupportedSizeRange() method.

Generally, the attempted StoragePool modification shall be characterized as a storage capacity expansion if the new capacity (the Size parameter) is greater than the current value of the TotalManagedSpace property of the StoragePool to be modified. Likewise, the attempted StoragePool modification shall be characterized as a storage capacity reduction if the desired new capacity (the Size parameter) is less than the current value of the TotalManagedSpace property of the StoragePool to be modified.

Generally, the attempted StorageVolume or LogicalDisk modification shall be characterized as a storage capacity expansion if the new capacity (the Size parameter) is greater than its current capacity. Likewise, the attempted StorageVolume or LogicalDisk modification shall be characterized as a storage capacity reduction if the desired new capacity (the Size parameter) is less than its current capacity.

A storage element may also be modified by providing the references to component StorageExtents. The list candidate component StorageExtents shall be provided through the execution of the GetAvailableExtents() method on the parent StoragePool. For example, the SMI-S Client determines which StorageExtents to use from the returned list based on their performance characteristics or their relationship to network ports or primordial storage.

A StoragePool's capacity may be expandable by providing the references to existing component StorageExtents of the StoragePool and additional references to component StorageExtents. A StoragePool's capacity may be reducible by providing references to some, but not all, of the current component StorageExtents of the StoragePool. If the summary of the capacity of the referenced input StorageExtents is greater than the TotalManagedSpace of the StoragePool, then this action shall be characterized as a capacity expansion. If this summary is less than the TotalManagedSpace of the StoragePool, then this action shall be characterized as capacity reduction.

A StorageVolume's or LogicalDisk's capacity may be expandable by providing references to additional component StorageExtents of the parent StoragePool. The capacity of a StorageVolume or LogicalDisk shall not be reducible by providing references to StorageExtents.

The capacity of storage elements that have only one member StorageExtent can only be reduced by passing a reference to the existing member and specifying a capacity, using the Size parameter, that is smaller than the current size of the storage element.

The specified Size parameter (in bytes), along with the specification of member StorageExtents, indicates how much of the provided StorageExtents is to be used for the storage element. The specified size represents the desired consumable capacity of the storage element. The capacity of the StorageExtent may be equal to either the capacity drawn in its creation from a parent StorageExtent or StoragePool or to the capacity that may be drawn from it in the creation of a dependent storage element. No direct comparison may be made by the client between the desired capacity and the capacity of the StorageExtents.

If the capacity desired is equal to the capacity of the storage element and the QoS is not altered, then the implementation shall return no error and start no job.

If the capacity requested is larger than is consumable given a QoS (new or existing) from the referenced StorageExtents or StoragePools, then that capacity shall be drawn from the parent primordial StoragePool. The effect of passing a capacity less than the current capacity of the storage element shall be to make available or free the capacity in the member StorageExtents to the difference between the current capacity of the storage element and the new capacity of the storage element. The amount of capacity freed depends on the virtualization (e.g., RAID method) employed in the previous configuration of the storage element. An invalid parameter error shall be produced if the capacity in bytes passed is less than the current capacity but greater than then the capacity realizable from the StorageExtents referenced given a QoS. The size of a StorageExtent is the NumberOfBlocks times the BlockSize. The capacity of the StorageExtents references can be calculated; it is the sum of the sizes of all StorageExtents.

The number of StorageExtents desired, including existing and additional StorageExtents, for a StorageElement minus the PackageRedundancy shall be equal to the ExtentStripeLength times the DataRedundancy specified in the existing QoS goal. 14 Extent Composition Subprofile defines how to determine the number of primordial StorageExtents used.

The quality of service (QoS) of a storage element may be modified. Generally, a QoS change indicates a reorganization of computing resources to meet the new requirements—either additional or fewer computing resources are used.

If the QoS is being modified, then clients may not be able to determine if desired size of the storage element constitutes an expansion or reduction, as specified previously. Such a modification shall be non-destructive to the data stored.

The QoS of a StoragePool shall not be changeable if that StoragePool has children storage elements. However, the package redundancy of parental StoragePools may be changed by changing the number of spare StorageExtents. See 12 Disk Sparring Subprofile.

In the totality of this design, a SMI-S Client may change one of the following:

- The QoS,
- The Size (capacity)
- The Size and the member StorageExtents
- Only the member StorageExtents.

A SMI-S Client may not change the QoS and the member StorageExtents. There is no mechanism for a SMI-S Client to determine the quorum of StorageExtents for a given QoS if ExtentStripeLength is not provided.

EXPERIMENTAL

5.5.5 Extrinsic Methods on StorageConfigurationCapabilities

5.5.5.1 GetElementNameCapabilities

This method indicates if ElementName can be specified as a part of invoking an appropriate method of StorageConfigurationService to create a new element. Additionally, the returned data includes the methods that can be used to modify the ElementName of existing storage elements.

```
uint32 GetElementNameCapabilities(
    [IN,
        ValueMap { "2", "3", "4", "5", "6", "7", "..", "0x8000.." },
        Values { "StorageVolume", "StorageExtent",
            "LogicalDisk", "ThinlyProvisionedStorageVolume",
            "ThinlyProvisionedLogicalDisk", "StoragePool",
            "DMTF Reserved", "Vendor Specific" }]
    uint16 ElementType,
    [IN] CIM_ManagedElement REF Goal,
    [IN] CIM_StoragePool REF InPool,
    [OUT,
        ValueMap { "2", "3", "4", "5", "..", "32768..65535" },
        Values { "ElementName can be supplied during creation",
            "ElementName can be modified with InvokeMethod",
            "ElementName can be modified with ModifyInstance",
            "ElementName can be modified with SetProperty",
            "DMTF Reserved", "Vendor Specific" }]
    uint16 SupportedFeatures[],
    [OUT] uint16 MaxElementNameLen,
    [OUT] string ElementNameMask );
```

The parameters are:

- **ElementType:** (required) This enumeration specifies the type of object.
- **Goal:** This optional parameter is a reference to an instance of the StorageSetting class. The StorageSetting properties such as StorageExtentInitialUsage, StoragePoolInitialUsage, and ThinProvisionedPoolType provide additional information (subtype) about the ElementType -- for example, elements reserved as "Delta Replica Target" or storage pools to be used as "ThinlyProvisionedAllocatedStoragePool". If the Goal is not supplied, the returned naming convention applies to any nameable ElementType supported by the implementation.
- **InPool:** This optional parameter is a reference to the storage pool where the element is intended to be allocated from. If the InPool is not supplied, the returned naming convention does not account for the pool that is used to allocate space for the Element.
- **SupportedFeatures:** This OUT parameter is an array indicating what methods can accept the element name for creation or modification of a storage element. For example, the value of "ElementName can be supplied during creation" indicates the method such as CreateOrModifyElementFromStoragePool accepts the ElementName when creating a new StorageVolume. An empty array indicates ElementNaming for ElementType is not supported.

- MaxElementNameLen: This OUT parameter specifies the maximum supported ElementName length.
- ElementNameMask: This OUT parameter expresses the restrictions on ElementName. The mask is expressed as a regular expression. See DMTF standard ABNF with the Management Profile Specification Usage Guide, Annex C for the regular expression syntax permitted. Since the ElementNameMask can describe the maximum length of the ElementName, any length defined in the regexp is in addition to the restriction defined in MaxElementNameLen (causing the smaller value to be the maximum length). If NULL, it indicates no restrictions on the ElementName.

Notes:

The Goal and InPool parameters refer to the same references that will be supplied to the methods such as CreateOrModifyElementFromStoragePool, CreateOrModifyStoragePool, etc.

The returned data is based on the ElementType and the supplied Goal and/or the InPool parameters. If the Goal is not supplied, the returned naming convention applies to any nameable ElementType supported by the implementation. If the InPool is not supplied, the returned naming convention does not account for the pool that is used to allocate space for the Element.

The method returns the following statuses:

- 0 - "Completed with No Error":
The method has completed immediately with no errors
- 1 - "Not Supported"
This method is not supported at this time.
- 3 - "Timeout" or 4 - "Failed"
- 5 - "Invalid Parameter"
One or more of the parameters are invalid (invalid object paths, for instance).

EXPERIMENTAL

5.6 Client Considerations and Recipes

5.6.1 Representative Instance Diagram

Figure 16: "Representative Block Service Instance Diagram" shows the classes and associations needed to model a single StoragePool with two StorageVolumes.

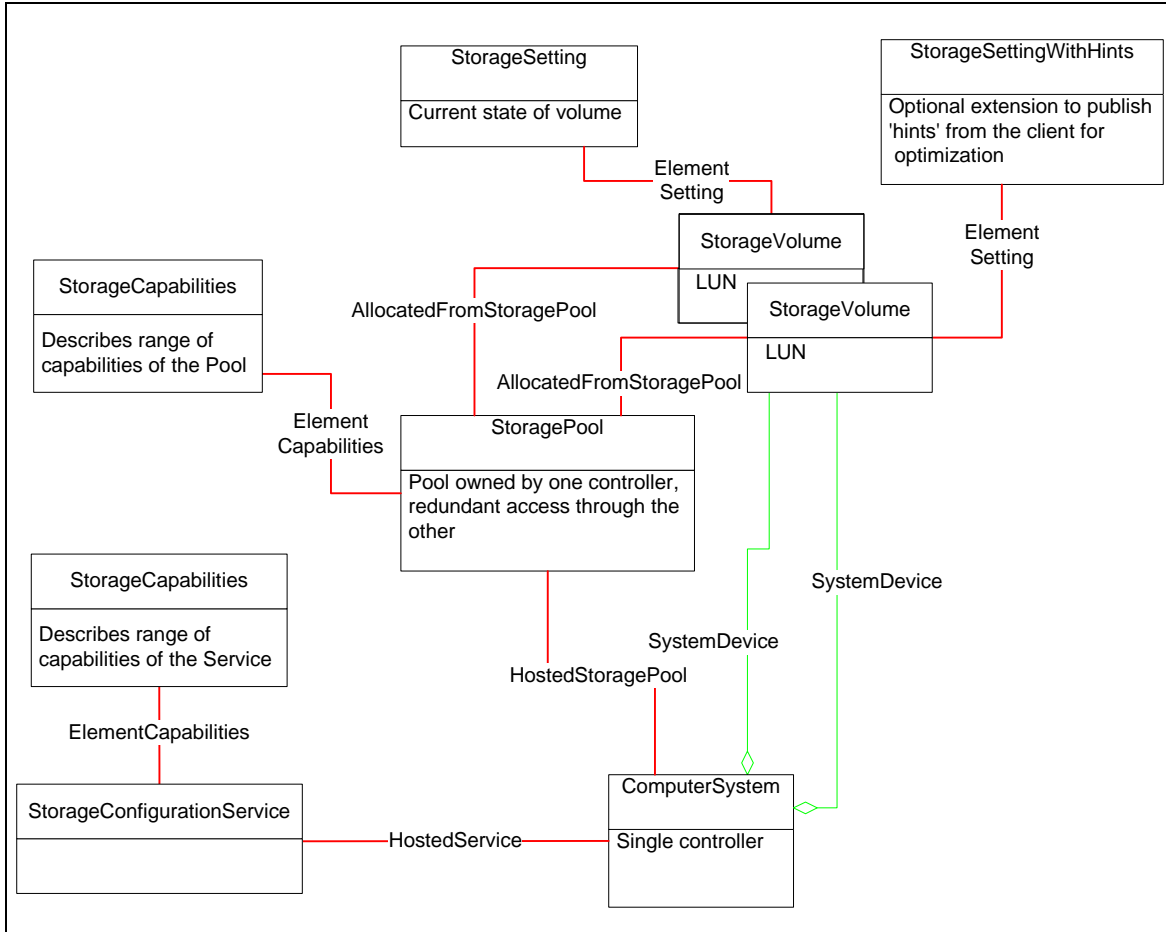


Figure 16 - Representative Block Service Instance Diagram

5.6.2 Goals and Settings

A implementation may persist the properties of the Setting as they were when the Setting was used to perform a configuration operation. However, the implementation may also construct the Setting given the current quality of service provided. An implementation of this package should retain the properties of the Setting as they were when the Setting was used as a Goal. For example, a client requests a package redundancy 2, the implementation is restarted and therefore cannot retrieve; the implementation sets this value to the current value of 1. Unless the client maintained the state of Setting as well, it will not be able to detect the difference between the initial Setting state and the current state for package redundancy, in the StorageVolume or LogicalDisk, for example.

If a client specifies a goal asking for no single point of failure, the implementation shall return an error if the system is not capable of supporting that goal. However, if a client specifies that single points of failure are allowed, the implementation may return storage that has potential single points of failure or it may return storage that has no single points of failure. In other words, the system may return a storage that is more capable than what the client has asked for.

A client may request more data redundancy and package redundancy than what is required for the particular RAID level. An implementation may provide more of these redundancies than is required for its RAID levels. If allowed, the client request of additional data redundancy indicates that additional copies of the data are requested. If allowed, the client request of additional package redundancy results in additional drives, for example, being assigned to this storage element. The redundant package may be overassigned (e.g., assigned as extra packages for more than one storage element), or it may be dedicated. See 12 Disk Sparing Subprofile for details on modeling the sparing functionality itself. In other words, these Goal properties can be used to assign additional copies of the data and redundancy at creation or modification time of a StoragePool, StorageVolume, or LogicalDisk.

5.6.3 Representative StoragePool Creation Example

Figure 17: "StoragePool Creation - Initial State" shows the initial state of the block storage system, a single primordial StoragePool that advertises its capabilities. The GetSupportedSizes() and GetSupportedSizeRange() methods determine what sizes of StoragePools can be created from the primordial StoragePool, given a goal StorageSetting. Alternatively, if the StoragePool is to be created from StorageExtents, GetAvailableExtents() obtains a list of available ComponentExtents of the StoragePool that also match the Goal.

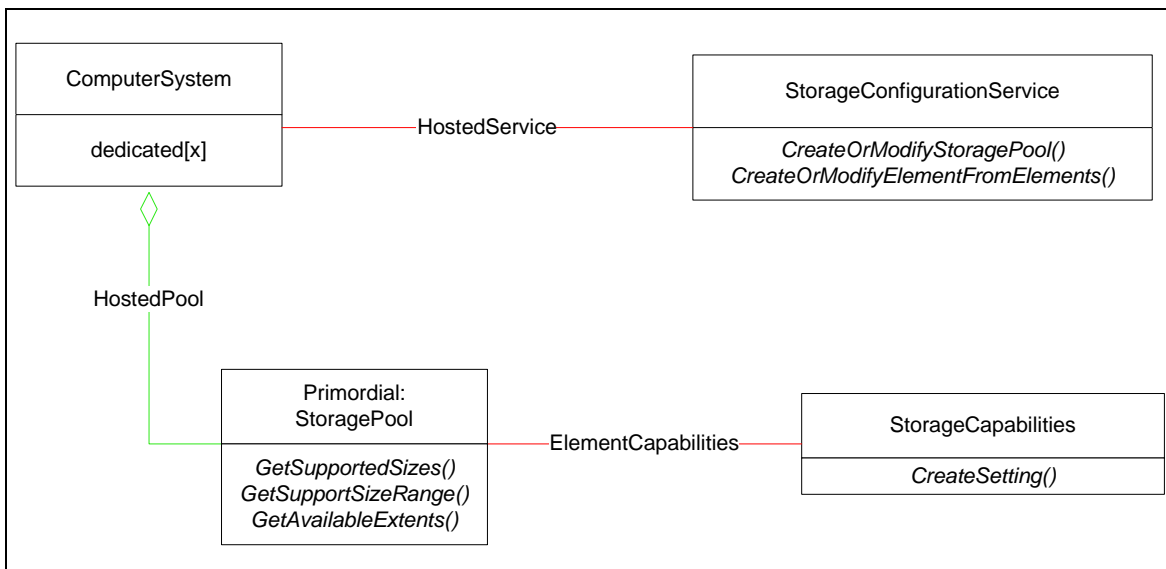


Figure 17 - StoragePool Creation - Initial State

Next, (Figure 18: "StoragePool Creation - Step 1") the client uses the CreateSetting method on the StorageCapabilities instance to create an instance of a StorageSetting. This Setting object can be altered as desired. If the block storage system supports StorageSettingWithHints, an instance of this subclass is created rather than the StorageSetting superclass. Alternatively, the client can use one of the predefined StorageSetting instances. Pre-existing Settings can be located by using the StorageSettingsAssociatedToCapabilities association for factory or pre-defined settings or by using the StorageSettingsGeneratedFromCapabilities class, where the StorageSetting.ChangeableType = "2" ("Changeable - Persistent"); these Settings have been generated but were modified to persist.

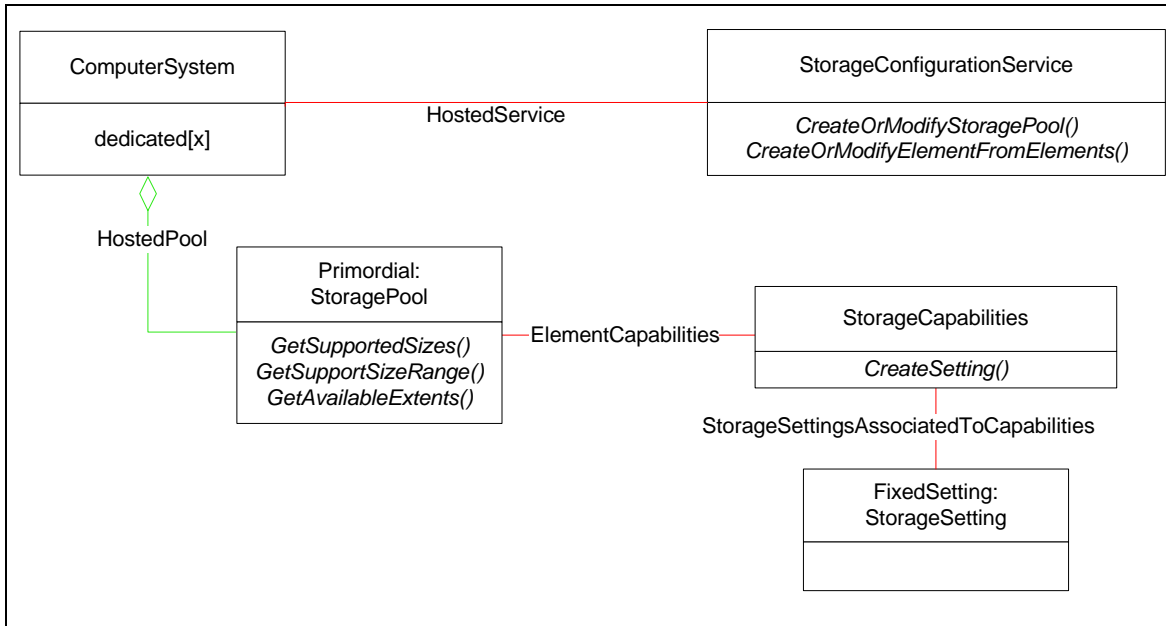


Figure 18 - StoragePool Creation - Step 1

Once this generated Setting has been altered as required or, alternatively, a pre-defined Setting used, the Goal Setting is passed as an argument to the CreateOrModifyStoragePool method in the StorageConfigurationService. (Shown in Figure 19: "StoragePool Creation - Step 2").

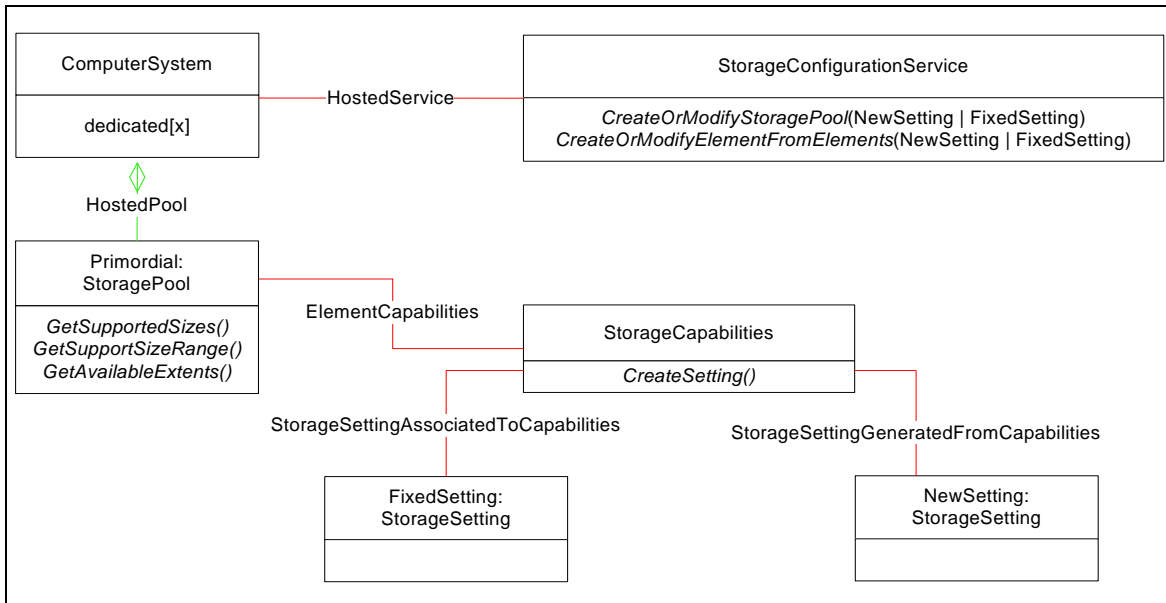


Figure 19 - StoragePool Creation - Step 2

Alternatively, the client can create the StoragePool by passing the Goal, the desired ComponentExtents, and a "Pool" ElementType to CreateOrModifyElementFromElement. If a Size is passed as well, the size shall be equal to or less than the consumable size (in blocks) of the desired ComponentExtents. The list of available StorageExtents is best retrieved using the GetAvailableExtents() method. If the Size is less

than the desired StorageExtents by less than the smallest StorageExtent passed, then one of the StorageExtents is partitioned into used and free parts. See 5.1.15.

The StoragePool is then created, as shown in Figure 20: "StoragePool Creation - Step 3". If the generated Setting was used as the Goal, then this temporary StorageSetting is replaced with an equivalent object linked to the new StoragePool with ElementCapabilities. .

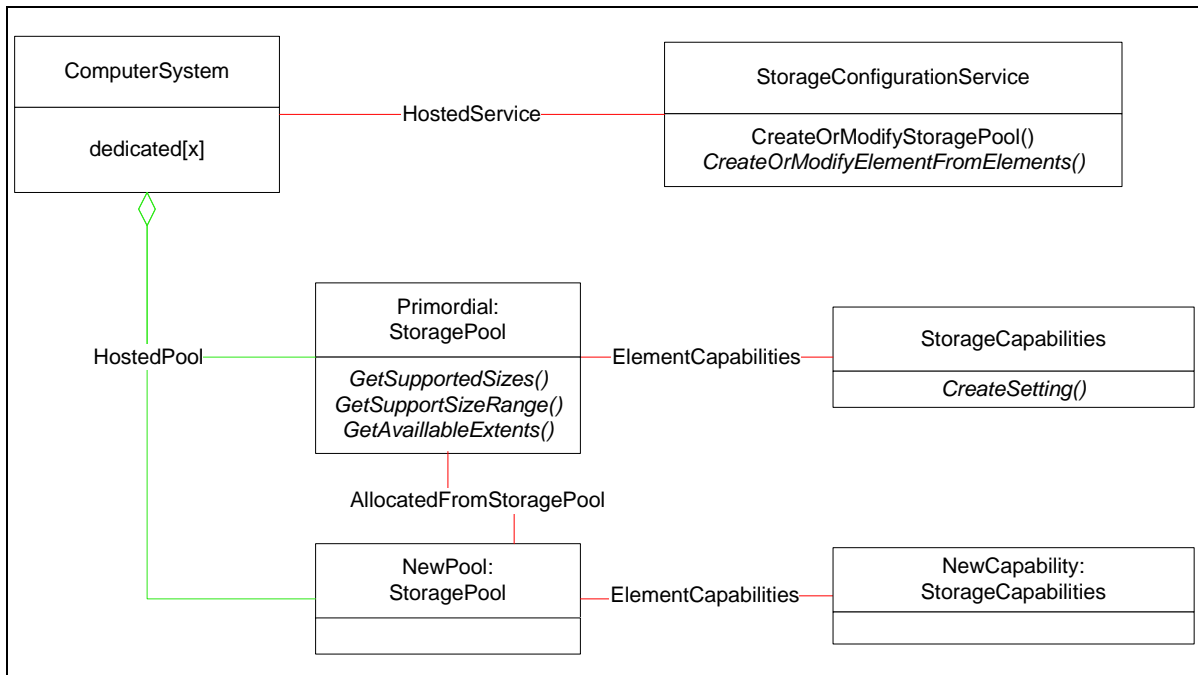


Figure 20 - StoragePool Creation - Step 3

5.6.4 Representative example of StorageVolume or LogicalDisk Creation

Similarly to StoragePools, a client chooses a suitable source StoragePool by referencing the StorageCapabilities objects and using the GetSupportedSizes() and GetSupportSizeRange() methods, given a goal Setting. Alternatively, a client can retrieve the available ComponentExtents of the StoragePool, given a goal StorageSetting, with the GetAvailableExtents() methods. The client may create a StorageVolume or LogicalDisk by specifying a size, source StorageExtents, or a combination, as shown in Figure 21: "StorageVolume Creation - Initial State".

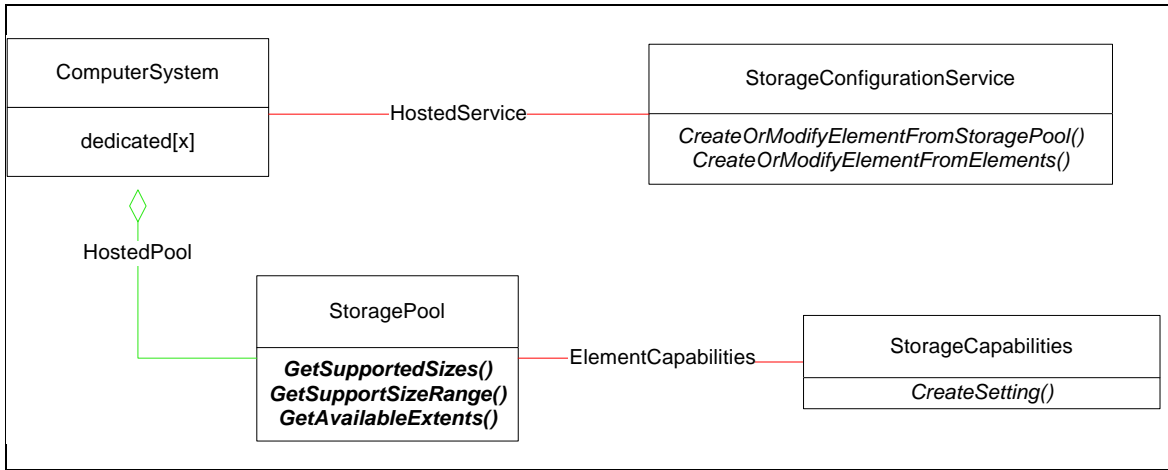


Figure 21 - StorageVolume Creation - Initial State

Once a suitable StoragePool is found, a StorageSetting instance can be created using the CreateSetting method on the StorageCapabilities object. See Figure 22: "StorageVolume Creation - Step 1". If a suitable StorageSetting already exists, it can be used instead. Pre-existing Settings can be located by using the StorageSettingsAssociatedToCapabilities association, for factory or pre-defined settings, or by using the StorageSettingsGeneratedFromCapabilities where the StorageSetting.ChageableType = "2" ("Changeable - Persistent"); these Settings have been generated but were modified to persist, as illustrated in Figure 22: "StorageVolume Creation - Step 1". Another Setting already associated to a storage element can be used as a goal, but it shall not be modifiable.

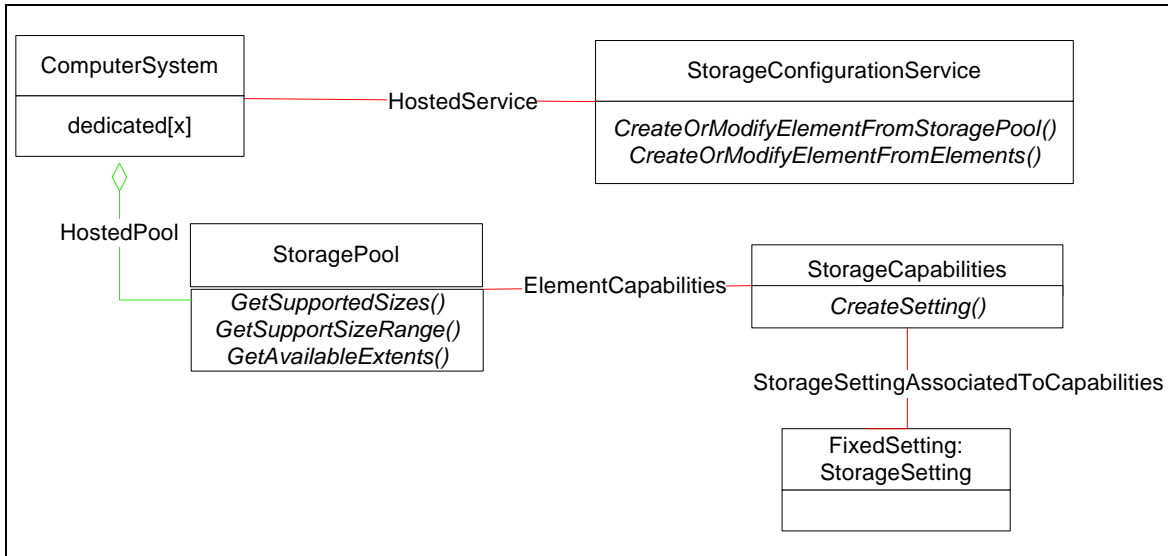


Figure 22 - StorageVolume Creation - Step 1

If a new Setting is created, it is linked back to the originating StorageCapabilities object until it is used as an argument in a StorageConfiguration method. See Figure 23: "StorageVolume Creation - Step 2". Alternatively, the client can create the StorageVolume or LogicalDisk, for example, by passing the Goal, the desired ComponentExtents, and a ElementType to CreateOrModifyElementFromElement. If a Size is passed as well, the size shall be equal to or less than the consumable size (in blocks) of the desired ComponentExtents. The list of available StorageExtents is best retrieved using the GetAvailableExtents()

method. If the Size is less than the desired StorageExtents by a size less than smallest StorageExtent passed, then one of the StorageExtents is partitioned into used and free parts. See 5.1.15.

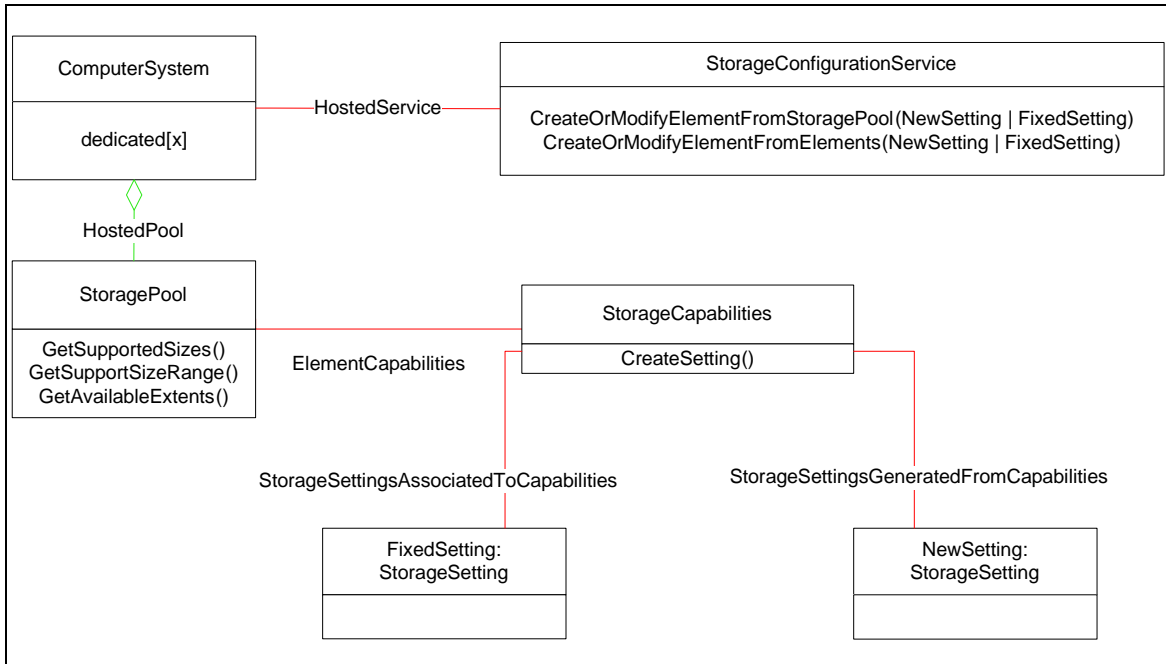


Figure 23 - StorageVolume Creation - Step 2

Once the StorageVolume has been created, the new or existing Setting is associated to the new storage element using the ElementSettingData association. The new Setting and the Goal setting may not be the very same instance. The client cannot assume that the instances are the *same* instance. See Figure 24: "StorageVolume Creation - Step 3".

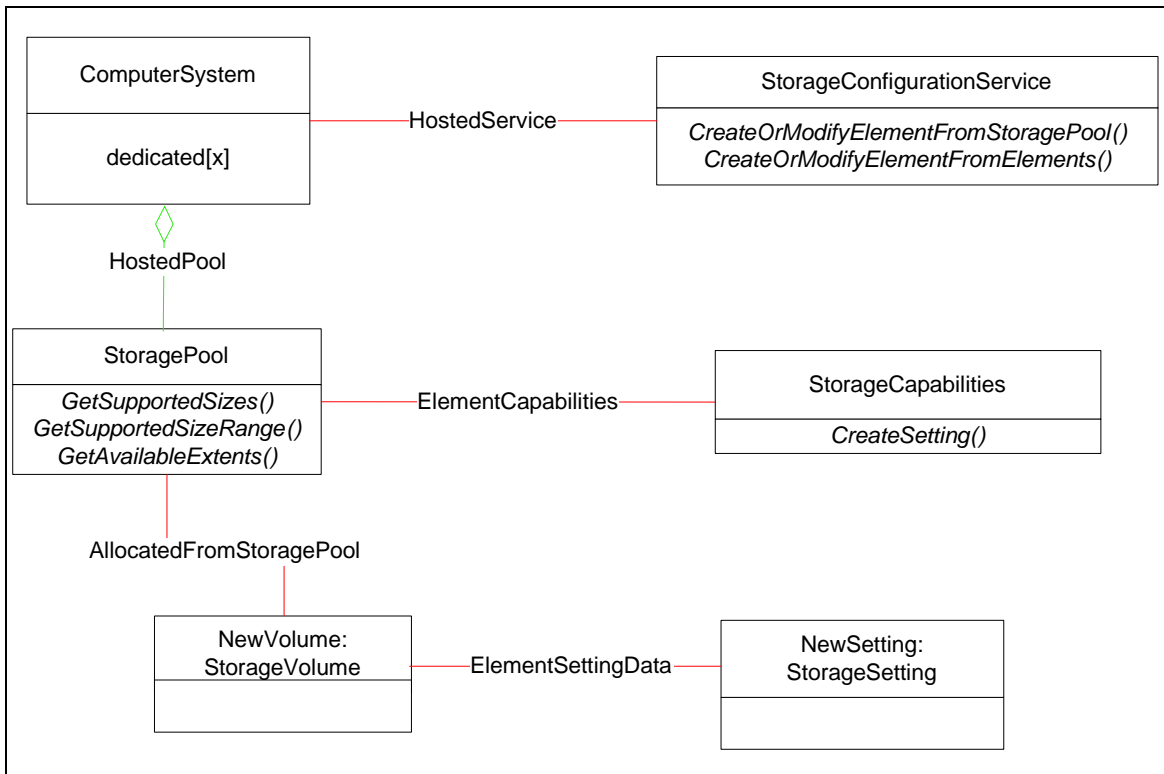


Figure 24 - StorageVolume Creation - Step 3

5.6.5 Summarize the StoragePools in a block storage system and verify the capacity reported

```

// DESCRIPTION
// This recipe retrieves and validates the total, remaining and consumed storage
// pool space on a block server.
//
// PRE-EXISTING CONDITIONS AND ASSUMPTIONS
// 1. The object name for the device, CIM_ComputerSystem, of interested has
//    previously been identified and defined in the $BlockServer-> variable.

// Step 1. Retrieve the storage pools on the device.
$Pools[] = Associators($BlockServer->,
    "CIM_HostedStoragePool",
    "CIM_StoragePool",
    "GroupComponent",
    "PartComponent",
    false,
    false,
    {"TotalManagedSpace", "RemainingManagedSpace"})

// Step 2. Summarize the space consumed and available in each storage pool.
for (#i in $Pools[]) {

```

Block Services Package

```
#totalSpace = $Pools[#i].TotalManagedSpace
#remainingSpace = $Pools[#i].RemainingManagedSpace
$Pool-> = $Pools[#i].getObjectPath()

// Step 3. Retrieve the space consumed by each element allocated from the
// storage pool.
$Allocs[] = References($Pool->,
    "CIM_AllocatedFromStoragePool",
    "Antecedent",
    false,
    false,
    {"SpaceConsumed"})

#allocSpace = 0
for (#j in $Allocs[]) {
    #allocSpace = #allocSpace + $Allocs[#j].SpaceConsumed
}
if (#totalSpace != #allocSpace + #remainingSpace) {
    <ERROR! Device does not correctly represent capacity>
}
}
```

5.6.6 Conditional: Create StoragePool and Storage Element on Block Server (e.g., Array or Volume Manager)

```
// DESCRIPTION
// The goal of this recipe is to create a storage element with the
// maximum capabilities of the block server.
//
// PRE-EXISTING CONDITIONS AND ASSUMPTION
// 1. The storage configuration service is supported indicating the
// storage configuration is permitted. This is the condition for the recipe.
// 2. A reference to a CIM_ComputerSystem storage array is previously
// defined in the $BlockServer-> variable
// 3. The settings for the new Storage Pool and Storage Volume or Logical Disk have
// following size:
// #RequestedSize      = 10 * 1024 * 1024 * 1024 // 10 GB
// 4. #StorageElementClass is set to the class name of the element being created
// like CIM_StorageVolume or CIM_LogicalDisk.
// 5. #ElementType is set to the element to created
// See CreateOrModifyElementFromStoragePool.ElementType

// Function GetMostCapable
// Get the capabilities that have the maximum DataRedundancy and
// PackageRedundancy
// Input:
// An array of StorageCapabilities instances associated to the StoragePool.
```

Block Services Package

```
sub REF GetMostCapable($CapabilitiesOffered[])
{
    <Sort the $CapabilitiesOffered[] so that the capability with the
    greatest DataRedundantMax, PackageRedundancyMax, and
    NoSinglePointOfFailure in the last element in the array.
    NoSinglePointOfFailure == true is greater than
    NoSinglePointOfFailure == false
    >

    return $CapabilitiesOffered[$CapabilitiesOffered.length-1]
}

// Function PoolSizeAvailable
// A return value of 0 means that no size is available
sub unit64 PoolSizeAvailable($PoolToDrawFrom->,
    $StorageSetting->, #RequestedSize, #RequestedElementType)

#ResultSize = 0
%InArguments["ElementType"] = #RequestedElementType
%InArguments["Goal"] = $StorageSetting->
#MethodReturn = InvokeMethod(
    $PoolToDrawFrom->,
    "GetSupportedSizes",
    %InArguments,
    %OutArguments)
if(#MethodReturn == 0)
{
    // this method is supported
    #SupportedSizes[] = %OutArguments["Sizes"]
    < Amend to the #SupportedSizes[] all possible combinations of
    summations of the values provided in the array >
    #i = 0
    #max = #SupportedSizes[].length
    while(#i < #max && #RequestedSize > #ResultSize)
    {
        #ResultSize = #SupportedSizes[#i++]
    }
    if(#RequestedSize > #ResultSize)
    {
        // we did not find a size
        #ResultSize = 0
    }
}
else if (#MethodReturn == 2)
{ // call GetSupportedSizeRange
    #MethodReturn =
    InvokeMethod(
```

Block Services Package

```
$PooltoDrawFrom->,
"GetSupportedSizeRange",
%InArguments,
%OutArguments)
if(#MethodReturn != 1 && #MethodReturn != 2)
{
    // this method is supported
    #MaximumVolumeSize = %OutArguments["MaximumVolumeSize"]
    #MinimumVolumeSize = %OutArguments["MinimumVolumeSize"]
    #VolumeSizeDivisor = %OutArguments["VolumeSizeDivisor"]
    #ResultSize = 0 // Set default case
    if(#RequestedSize >= #MinimumVolumeSize &&
        #RequestedSize <= #MaximumVolumeSize)
    {
        // Rounding up to next Size, which is dividable by Divisor
        #ResultSize = (#RequestedSize + (#VolumeSizeDivisor -
            (#RequestedSize MOD #VolumeSizeDivisor)))
    }
}
return #ResultSize
}

// MAIN
// Step 1. Get the configuration services and determine the service
// capabilities. Note that the device may not support storage
// configuration so it is possible that the service is not present and
// the desired management cannot be performed.
try {
    $Services->[] = AssociatorNames($BlockServer->,
        "CIM_HostedService",
        "CIM_StorageConfigurationService",
        null,
        null)
    // StorageConfigurationService and HostedService may not be implemented
    // in the SMI Agent.
    if ($Services->[] == null) {
        <ERROR! Storage Configuration is not supported.>
    }
} catch (CIMException $Exception) {
    // StorageConfigurationService and/or HostedService may not be included in
    // the model implemented at all if Storage Configuration is not supported.
    if ($Exception.CIMStatusCode == CIM_ERR_INVALID_PARAMETER) {
        <ERROR! Storage Configuration is not supported.>
    }
}
}
```

Block Services Package

```
// There should be only one storage configuration service
// Associated with the system
$StorageConfigurationService-> = $Services->[0]
$ServiceCapabilities[] = Associators(
    $StorageConfigurationService->,
    "CIM_ElementCapabilities",
    "CIM_StorageConfigurationCapabilities",
    null,
    null,
    false,
    false,
    null)

// There should be only one StorageConfigurationCapabilities instance
#SupportsPoolCreation = contains(
    2, // Storage Pool Creation
    $ServiceCapabilities[0].SupportedSynchronousActions[] ||
    contains(
        2, // Storage Pool Creation
        $ServiceCapabilities[0].SupportedAsynchronousActions[]))
#PoolCreationProducesJob = contains(
    2, // Storage Pool Creation
    $ServiceCapabilities[0].SupportedAsynchronousActions[])
#SupportsElementCreation1 = contains(
    5, // Storage Element Creation
    $ServiceCapabilities[0].SupportedSynchronousActions[])
#SupportsElementCreation2 = contains(
    3, // StorageElementCreation
    $ServiceCapabilities[0].SupportedStorageElementFeatures[])
#ElementCreationProducesJob = contains(
    5, // Storage Element Creation
    $ServiceCapabilities[0].SupportedAsynchronousActions[])
// If a storage element can not be created and that storage element is
// neither created synchronously or asynchronously, then fail the test
if (!#SupportedElementCreation2 &&
    !(#SupportedElementCreation1 || #ElementCreationProducesJob))
{
    <ERROR! The StoragePool can be created, but the
        StorageElement creation is not supported.>
}

// Step 2. Enumerate over the CIM_HostedStoragePool associations to find
// all the StoragePools from which storage elements might be created.
$StoragePools[] = Associators(
    $BlockServer->,
    "CIM_HostedStoragePool",
    "CIM_StoragePool",
```

Block Services Package

```
    null,
    null,
    false,
    false,
    {"InstanceID", "Primordial"})

// Step 3. For each StoragePool, follow the CIM_ElementCapabilities
//  asociation to the StorageCapabilities of that pool. Compare the
//  StorageCapabilities to the desired StorageSetting and find the
//  best match.
$PoolToDrawFrom-> = null
for #i in $StoragePools[]
{
    // See if this pool has its own StorageConfigurationCapabilities.
    $PoolServiceCapabilities[] = Associators(
        $StoragePools[#i]->,
        `CIM_ElementCapabilities`,
        `CIM_StorageConfigurationCapabilities`,
        null,
        null,
        false,
        false,
        null)
    if( $PoolServiceCapabilities[]-> != null ) {
        #SupportsPoolCreation = contains(
            2, // Storage Pool Creation
            $PoolServiceCapabilities[0].SupportedSynchronousActions[] ) ||
            contains(
                2, // Storage Pool Creation
                $PoolServiceCapabilities[0].SupportedAsynchronousActions[] )
        #PoolCreationProducesJob = contains(
            2, // Storage Pool Creation
            $ServiceCapabilities[0].SupportedAsynchronousActions[] )
        #SupportsElementCreation1 = contains(
            5, // Storage Element Creation
            $ServiceCapabilities[0].SupportedSynchronousActions[] )
        #SupportsElementCreation2 = contains(
            3, // StorageElementCreation
            $ServiceCapabilities[0].SupportedStorageElementFeatures[] )
        #ElementCreationProducesJob = contains(
            5, // Storage Element Creation
            $ServiceCapabilities[0].SupportedAsynchronousActions[] )

        if (!#SupportsPoolCreation &&
            !#SupportsElementCreation2 &&
            !(#SupportedElementCreation1 || #ElementCreationProducesJob) )
        {

```


Block Services Package

```
<ERROR! The StoragePool can be created, but the
StorageElement creation is not supported.>

} // end of if( $PoolServiceCapabilities[]-> != null )
else {
    // Continue with global instance of
        StorageConfigurationCapabilities --
    // This Pool does not have StoragePool specific capabilities
}

// If we can not create Storage Pool, then find a 'concrete'
// Storage Pool from which to create a Storage Element
#UsePrimordial = false
if(#SupportsPoolCreation)
{
    #UsePrimordial = true
    #RequestedElementType = 2 // StoragePool
}
else
{
    #RequestedElementType = #ElementType
}
if ($StoragePools[#i].Primordial == #UsePrimordial)
{
    $CapabilitiesOffered[] = Associators(
        $StoragePools[#i].getObjectPath(),
        "CIM_ElementCapabilities",
        "CIM_StorageCapabilities",
        null,
        null,
        false,
        false,
        null)
    $StorageCapabilitiesOffered = &GetMostCapable($CapabilitiesOffered[])
    $PoolToDrawFrom-> = $StoragePool[#i].getObjectPath()

// Step 4. Determine if the selected pool has enough space for
// another pool.
// If the block server supports hints, then the Storage Setting returned
// will contain default hints

// Create a setting
%InArguments["SettingType"] = 3 // Goal
#ReturnValue = InvokeMethod(
    $StorageCapabilitiesOffered.getObjectPath(),
    "CreateSetting",
    %InArguments,
    %OutArguments)
```

Block Services Package

```
if (#ReturnValue != 0 || null)
{
    <ERROR! Unable to create storage setting >
}
$GeneratedStorageSetting-> = %OutArguments["NewSetting"]

// Determine the possible size, closest to the requested size
#PossibleSize = &PoolSizeAvailable(
    $PoolToDrawFrom->,
    $GeneratedStorageSetting->,
    #RequestedSize
    #RequestedElementType)
if(0 != #PossibleSize) // we found a size close to #RequestedSize
{
    }
    break;
}
else
{
    // Cause failure if there are no more candidate Pools
    $PoolToDrawFrom-> = NULL;
}
}
}
if ($PoolToDrawFrom-> == NULL)
{
    <ERROR! Unable to find a suitable pool from which to create the storage
        element >
}

// Step 5. Register for indications on configuration jobs
If(#PoolCreationProducesJob || #ElementCreationProducesJob)
{
    // '17' ("Completed") '2' ("OK")
    #Filter1 = "SELECT * FROM CIM_InstModification
        WHERE SourceInstance ISA CIM_ConcreteJob
            AND ANY SourceInstance.OperationalStatus[*] = 17
            AND ANY SourceInstance.OperationalStatus[*] = 2 "
    @{Determine if Indications already exist or have to be
        created}&createIndication(#Filter1)

    // '17' ("Completed") '6' ("Error")
    #Filter2 = "SELECT * FROM CIM_InstModification
        WHERE SourceInstance ISA CIM_ConcreteJob
            AND ANY SourceInstance.OperationalStatus[*] = 17
            AND ANY SourceInstance.OperationalStatus[*] = 6 "
    @{Determine if Indications already exist or have to be
        created}&createIndication(#Filter2)
}
}
```

Block Services Package

```
// Step 6. Create the Storage Pool
if(#SupportsPoolCreation)
{
    %InArguments["ElementName"] = NULL// we do not care what
        // the name is
    %InArguments["Goal"] = $GeneratedStorageSetting->
    %InArguments["Size"] = #PossibleSize
    %InArguments["InExtents"] = null
    %InArguments["Pool"] = null
    %InArguments["InPools"] = $PoolToDrawFrom->
    #ReturnValue = InvokeMethod(
        $StorageConfigurationService->,
        "CreateOrModifyStoragePool",
        %InArguments, %OutArguments)
    if(#ReturnValue != 0 && #ReturnValue != 4096)
    { // Storage Pool was not created
        <ERROR! Failed >
    }
    $PoolToDrawFrom-> = %OutArguments["Pool"]
    $PoolCreationJob-> = %OutArguments["Job"]

    if(#PoolCreationProducesJob && $PoolCreationJob-> != null)
    {
        <Wait until the completion of the job
            using $PoolCreationJob-> as a filter>

        <Wait for indication from either filters defined in step 5
            If the indication states the Job is 'Complete' and 'Error'
            then exit with error
            ERROR! Job did not complete successfully
        >
    }
    $CapabilitiesOffered[] = Associators(
        $PoolToDrawFrom->,
        "CIM_ElementCapabilities",
        "CIM_StorageCapabilities",
        null,
        null,
        false,
        false,
        null)
    $StorageCapabilitiesOffered = $CapabilitiesOffered[0]
}

// Step 7. Create Storage Element.
%InArguments["SettingType"] = 3 // "Goal"
```

Block Services Package

```
#ReturnValue = InvokeMethod(
    $StorageCapabilitiesOffered.GetObjectPath(),
    "CreateSetting",
    %InArguments,
    %OutArguments)
if (#ReturnValue != 0)
{
    <ERROR! Unable to create storage setting >
}
$GeneratedStorageSetting-> = %OutArguments["NewSetting"]

%InArguments["ElementName"] = NULL
%InArguments["ElementType"] = #ElementType
%InArguments["Goal"] = $GeneratedStorageSetting->
%InArguments["Size"] = #PossibleSize
$InArguments["InPool"] = $PoolToDrawFrom->
%InArguments["TheElement"] = null
#ReturnValue = InvokeMethod(
    $StorageConfigurationService->,
    "CreateOrModifyElementFromStoragePool",
    %InArguments, %OutArguments)
if(#ReturnValue != 0 || #ReturnValue != 4096)
{
    // Method did not succeeded or succeeded but did not create a job
    <ERROR! Failed >
}
else if(#ReturnValue == 0 ||
    (#ReturnValue == 4096 && %OutArguments["TheElement"] != null))
{
    $CreatedElement-> = %OutArguments["TheElement"]
}
else // a Job was created and TheElement is null
{
    <Wait for indication from either filters defined in step 5
    If the indication states the Job is 'Complete' and 'Error'
    then exit with error
    ERROR! Job did not complete successfully
    >

    <Once the 'Job' has completed successfully, see step 5, then
    follow the AffectedJobElement association from the 'Job' to
    retrieve the storage element that was created.>
    $CreateElements[] = Associators(
        $Job->, // Object Name coersed from %OutArguments["Job"]
        "CIM_AffectedJobElement",
        #StorageElementClass,
        null,
        null,
    )
}
```

```

        false,
        false,
        null)
    // Only one storage element will be created,
    $CreatedElement-> = $CreatedElement[0].getObjectPath()
}

```

5.6.7 Conditional: Expand Storage Element on Block Server

```

// DESCRIPTION
// In this recipe, we attempt to expand a LUN on an array by 50%.
//
// PRE-EXISTING CONDITIONS AND ASSUMPTION
// 1. The storage configuration service is supported indicating the
// storage configuration is permitted. This is the condition for the recipe.
// 2. A reference to the CIM_ComputerSystem that represents the array
// $BlockServer->
// 3. A reference to the particular storage element we wish to expand.
// $ElementToExpand->
// 4. It is assumed that to expand a storage element there needs to be
// enough space available in the parent StoragePool to contain
// another copy of the storage element whose size is equal to the
// new size requested. This is especially the case if we were
// modifying the settings as well as the size.
// 5. #ElementClassName is set to the class name of the storage element be
modified.
// (e.g. CIM_StorageVolume or CIM_LogicalDisk)
// 6. #ElementType is set to the storage element to modified
// See CreateOrModifyElementFromStoragePool.ElementType

// Step 1. Get the configuration services and determine the service
// capabilities. Note that the device may not support storage
// configuration so it is possible that the service is not present and
// the desired management cannot be performed.
try {
    $Services->[] = AssociatorNames($BlockServer->,
        "CIM_HostedService",
        "CIM_StorageConfigurationService",
        null,
        null)
    // StorageConfigurationService and HostedService may not be implemented
    // in the SMI Agent.
    if ($Services->[] == null) {
        <ERROR! Storage Configuration is not supported.>
    }
} catch (CIMException $Exception) {
    // StorageConfigurationService and/or HostedService may not be included in
    // the model implemented at all if Storage Configuration is not supported.

```

Block Services Package

```
    if ($Exception.CIMStatusCode == CIM_ERR_INVALID_PARAMETER) {
        <ERROR! Storage Configuration is not supported.>
    }
}

// There should be only one storage configuration service
// Associated with the system
$StorageConfigurationService-> = $Services->[0]
$ServiceCapabilities[] = Associators(
    $BlockServer->,
    "CIM_ElementCapabilities",
    "CIM_StorageConfigurationCapabilities",
    null,
    null,
    false,
    false,
    null)

// There should be only one StorageConfigurationCapabilities instance
#SupportsElementModification1 = contains(
    7, // Storage Element Modification
    $ServiceCapabilities[0].SupportedSynchronousActions() ||
    contains(
        7, // Storage Element Modification
        $ServiceCapabilities[0].SupportedAsynchronousActions())
#SupportsElementModification2 = contains(
    5, // Storage Element Modification
    $ServiceCapabilities[0].SupportedStorageElementFeatures[])
#ElementModificationProducesJob = contains(
    7, // Storage Element Modification
    $ServiceCapabilities[0].SupportedAsynchronousActions())
if(!#SupportedElementModification1 || !#SupportedElementModification2)
{
    <EXIT: The ability to modify an existing Storage Element must be supported
    to continue.>
}

// Step 2. Read the current size of the Storage Element.
$StorageElement = GetInstance(
    $ElementToExpand->,
    false,
    false,
    false,
    {"BlockSize", "NumberOfBlocks"})
#PreviousSize = $StorageElement.BlockSize * $StorageElement.NumberOfBlocks

// Step 3. Follow the AllocatedFromStoragePool association from the
```

Block Services Package

```
// storage element to find the pool from whence it came.
$Pools->[] = AssociatorNames(
    $ElementToExpand->,
    "CIM_AllocatedFromStoragePool",
    "CIM_StoragePool",
    null,
    null)

// A Storage Element has only one Pool parent
$ParentPool-> = $Pools->[0]

// Step 4. Determine whether the desired space for which to expand the
// storage element exists within the pool.
$StorageSetting->[] = AssociatorNames(
    $ElementToExpand->,
    "CIM_ElementSettingData",
    "CIM_StorageSetting",
    null,
    null)
$CurrentElementSetting-> = $StorageSetting->[0]
// Calculate the additional space needed
#SizeToExpand = 0.5 * #PreviousSize
// Calculate 150% of previous storage element size
#SizeToExpandTo = #PreviousSize + (0.5 * #PreviousSize)
#NewSizeAvailable =
    @<Create Storage Pool and Storage Element on Block Server>
        &PoolSizeAvailable(
            $ParentPool->,
            $CurrentElementSetting->,
            #SizeToExpand,
            #ElementType)
if (0 == #NewSizeAvailable)
{
    <ERROR! Unable to proceed because the requested size is unavailable >
}

// Step 5. Register for indications on configuration jobs
If(#ElementModificationProducesJob)
{
    // `17' ("Completed") `2' ("OK")
    #Filter1 = "SELECT * FROM CIM_InstModification
        WHERE SourceInstance ISA CIM_ConcreteJob
            AND ANY SourceInstance.OperationalStatus[*] = 17
            AND ANY SourceInstance.OperationalStatus[*] = 2 "
    @{Determine if Indications already exist or have to be
        created}&createIndication(#Filter1)

    // `17' ("Completed") `6' ("Error")
}
```

Block Services Package

```
#Filter2 = "SELECT * FROM CIM_InstModification
          WHERE SourceInstance ISA CIM_ConcreteJob
              AND ANY SourceInstance.OperationalStatus[*] = 17
              AND ANY SourceInstance.OperationalStatus[*] = 6 "
@{Determine if Indications already exist or have to be
    created}&createIndication(#Filter2)
}

// Step 6. Modify the Storage Element
// If there is a Job produced, wait for Job completion
%InArguments["ElementName"] = null// we do not care what the name is
%InArguments["ElementType"] = #ElementType
%InArguments["Goal"] = $CurrentElementSetting
%InArguments["Size"] = #SizeToExpandTo
%InArguments["InPool"] = $ParentPool->
%InArguments["TheElement"] = $ElementToExpand->
#ReturnValue = InvokeMethod(
    $StorageConfigurationService->
    "CreateOrModifyElementFromStoragePool"
    %InArguments
    %OutArgument
)
if(#ReturnValue != 0 && #ReturnValue != 4096)
{ // Method succeeded or validated arguments and started a job
  <ERROR! Failed >
}
else if(#ReturnValue == 0)
{
  $CreatedElement-> = %OutArguments["TheElement"]
}
else // a Job was created and TheElement is null
{
  <Wait for indication from either filters defined in step 5
  If the indication states the Job is 'Complete' and 'Error'
  then exit with error
  ERROR! Job did not complete successfully
  >

  <Once the 'Job' has stopped, see step 4, then follow the
  AffectedJobElement association from the 'Job' to retrieve
  the storage element that was created.>
  $CreateElements[] = Associators(
    $Job->, // Object Name coerced from %OutArguments["Job"]
    "CIM_AffectedJobElement",
    #ElementClassName,
    null,
    null,
    false,
```



```

        false,
        null)
    // Only one Storage Element will be created,
    $CreatedElement-> = $CreatedElement[0].getObjectPath()
}

// Step 7. Check the value of the "Size" out parameter. See if it is
// equal to size expected. If so, we got what we asked for and we're done.
#SizeExpandedTo = %OutArguments["Size"]
if (#SizeExpandedTo == #SizeToExpandTo)
{
    < indicate the storage element was successfully expanded >
}
else
{
    if (#SizeExpandedTo <= #PreviousSize)
    {
        < indicate the storage element was not expanded >
    }
    else
    {
        < indicate the storage element was only partially expanded to
            #SizeExpandedTo >
    }
}
}

```

5.6.8 Conditional: Create Storage Element from Elements on Block Server

```

// DESCRIPTION
//
// This recipe demonstrates a use of "CreateOrModifyElementFromElements";
// However the recipe is known to fail when an implementation also implements the
// PoolsFromVolumes component profile.
//
// The goal of this recipe is to create a storage element with the maximum
// capabilities of the block server. If supported, the pool creation specifies
// the disk(s) to use as input rather than the size.
//
// PRE-EXISTING CONDITIONS AND ASSUMPTION
// 1. The storage configuration service is supported indicating the
// storage configuration is permitted. This is the condition for the recipe.
// 2. A reference to a CIM_ComputerSystem Host is previously
// defined in the $Host-> variable
// 3. The references for input disks that are to be used for creating the pool
// are in $DisksForPool->[] array. All these must be associated to the
// primordial pool with CIM_ConcreteComponent association.
// On being transferred to a Concrete pool they will be disassociated from
// the primordial pool.

```

Block Services Package

```
// 4. The storage element will be created using available disks in the
// concrete returned by GetAvailableExtents.
// 5. The settings for the new Storage Pool and Logical Disk are defined in
// the following variables:
// #RequestedSize = 10 * 1024 * 1024 * 1024 // 10 GB
// 6. #StorageElementClass is set to the class name of the element being
// created like CIM_StorageVolume or CIM_LogicalDisk.
// 7. #ElementType is set to the element to be created
//      2 - StorageVolume
//      4 - LogicalDisk
// See CreateOrModifyElementFromStoragePool.ElementType

// MAIN
// Step 1. Get the configuration services and determine the service
// capabilities. Note that the device may not support storage
// configuration so it is possible that the service is not present and
// the desired management cannot be performed.
try {
    $Services->[] = AssociatorNames($Host->,
        "CIM_HostedService",
        "CIM_StorageConfigurationService",
        null,
        null)

    // StorageConfigurationService and HostedService may not be implemented
    // in the SMI Agent.
    if ($Services->[] == null) {
        <ERROR! Storage Configuration is not supported.>
    }
} catch (CIMException $Exception) {
    // StorageConfigurationService and/or HostedService may not be included in
    // the model implemented at all if Storage Configuration is not supported.
    if ($Exception.CIMStatusCode == CIM_ERR_INVALID_PARAMETER) {
        <ERROR! Storage Configuration is not supported.>
    }
}

// There should be only one storage configuration service
// Associated with the system
$StorageConfigurationService-> = $Services->[0]
$ServiceCapabilities[] = Associators($StorageConfigurationService->,
    "CIM_ElementCapabilities",
    "CIM_StorageConfigurationCapabilities",
    null,
    null,
    false,
    false,
    null)
```

Block Services Package

```
// There should be only one StorageConfigurationCapabilities instance
#SupportsPoolCreation = contains(2, // Storage Pool Creation
    $ServiceCapabilities[0].SupportedSynchronousActions[]
    || contains(2, // Storage Pool Creation
        $ServiceCapabilities[0].SupportedAsynchronousActions[]))
#PoolCreationProducesJob = contains(2, // Storage Pool Creation
    $ServiceCapabilities[0].SupportedAsynchronousActions[])
#SupportsElementCreation1 = contains(12, // Storage Element from Element Creation
    $ServiceCapabilities[0].SupportedSynchronousActions[])
#SupportsElementCreation2 = contains(3, // LogicalDiskCreation
    $ServiceCapabilities[0].SupportedStorageElementFeatures[])
#ElementCreationProducesJob = contains(12, // Storage Element from Element
    Creation
    $ServiceCapabilities[0].SupportedAsynchronousActions[])
#SupportsInExtents = contains(2, // InExtents
    $ServiceCapabilities[0].SupportedStoragePoolFeatures[])

// If StorageExtent creation is not supported, the set of specific disks from
// which to allocate the StoragePool is not supported by the device.
if (!#SupportsInExtents) {
    <EXIT: The StoragePool cannot be created from a specific set of disks.>
}

// If a storage element can not be created and that storage element is
// neither created synchronously or asynchronously, then fail the test
if (!#SupportedElementCreation2 &&
    !(#SupportedElementCreation1 || #ElementCreationProducesJob)) {
    <EXIT: The StoragePool can be created, but the
        storage element from element creation is not supported.>
}

// Step 2. Enumerate over the CIM_HostedStoragePool associations to find
// all the StoragePools from which storage elements might be created.
$StoragePools[] = Associators($Host->,
    "CIM_HostedStoragePool",
    "CIM_StoragePool",
    null,
    null,
    false,
    false,
    {"InstanceID", "Primordial"})

// Step 3. For each StoragePool, follow the CIM_ElementCapabilities
// association to the StorageCapabilities of that pool. Compare the
// StorageCapabilities to the desired StorageSetting and find the
// best match.
$PoolToDrawFrom-> = null
```

Block Services Package

```
for (#i in $StoragePools[]) {
    // If we can not create Storage Pool, then find a 'concrete'
    // Storage Pool from which to create a Storage Element
    #UsePrimordial = false
    if (#SupportsPoolCreation) {
        #UsePrimordial = true
        #RequestedElementType = 2 // StoragePool
    } else {
        #RequestedElementType = #ElementType
    }
    if ($StoragePools[#i].Primordial == #UsePrimordial) {
        $CapabilitiesOffered[] = Associators(
            $StoragePools[#i].getObjectPath(),
            "CIM_ElementCapabilities",
            "CIM_StorageCapabilities",
            null,
            null,
            false,
            false,
            null)
        $StorageCapabilitiesOffered = &GetMostCapable($CapabilitiesOffered[])
        $PoolToDrawFrom-> = $StoragePool[#i].getObjectPath()

        // Step 4. Determine if the selected pool has enough space for
        // another pool. If the block server supports hints, then
        // the StorageSetting returned will contain default hints
        // Create a setting
        %InArguments["SettingType"] = 3 // Goal
        #ReturnValue = InvokeMethod(
            $StorageCapabilitiesOffered.getObjectPath(),
            "CreateSetting",
            %InArguments,
            %OutArguments)
        if (#ReturnValue != 0 || null) {
            <ERROR! Unable to create storage setting >
        }
        $GeneratedStorageSetting-> = %OutArguments["NewSetting"]

        // Determine the possible size, closest to the requested size
        #PossibleSize = &PoolSizeAvailable(
            $PoolToDrawFrom->,
            $GeneratedStorageSetting->,
            #RequestedSize,
            #RequestedElementType)
        if (0 != #PossibleSize) {
            // Located a size close to #RequestedSize
            break;
        }
    }
}
```

Block Services Package

```
    } else {
        // Cause failure if there are no more candidate Pools
        $PoolToDrawFrom-> = NULL;
    }
}
}
if ($PoolToDrawFrom-> == NULL) {
    <ERROR! Unable to find a suitable pool from which to create the storage
        element>
}

// Step 5. Register for indications on configuration jobs
if (#PoolCreationProducesJob || #ElementCreationProducesJob) {
    // `17' ("Completed") `2' ("OK")
    #Filter1 = "SELECT * FROM CIM_InstModification
        WHERE SourceInstance ISA CIM_ConcreteJob
        AND ANY SourceInstance.OperationalStatus[*] = 17
        AND ANY SourceInstance.OperationalStatus[*] = 2 "
    @{Determine if Indications already exist or have to be
        created}&createIndication(#Filter1)

    // `17' ("Completed") `6' ("Error")
    #Filter2 = "SELECT * FROM CIM_InstModification
        WHERE SourceInstance ISA CIM_ConcreteJob
        AND ANY SourceInstance.OperationalStatus[*] = 17
        AND ANY SourceInstance.OperationalStatus[*] = 6 "
    @{Determine if Indications already exist or have to be
        created}&createIndication(#Filter2)
}

// Step 6. Create the Storage Pool
if (#SupportsPoolCreation) {
    %InArguments["ElementName"] = NULL// leave up to the device
    %InArguments["Goal"] = $GeneratedStorageSetting->
    %InArguments["Size"] = null
    %InArguments["InExtents"] = $DisksForPool->[]
    %InArguments["Pool"] = null
    $InPools->[0] = $PoolToDrawFrom->
    %InArguments["InPools"] = $InPools->[]
    #ReturnValue = InvokeMethod($StorageConfigurationService->,
        "CreateOrModifyStoragePool",
        %InArguments, %OutArguments)
    if (#ReturnValue != 0 && #ReturnValue != 4096) {
        // Storage Pool was not created
        <ERROR! Failed>
    }
    $PoolToDrawFrom-> = %OutArguments["Pool"]
    $PoolCreationJob-> = %OutArguments["Job"]
}
```

Block Services Package

```
if (#PoolCreationProducesJob && $PoolCreationJob-> != null) {
    <Wait until the completion of the job
        using $PoolCreationJob-> as a filter>

    <Wait for indication from either filters defined in step 5
        If the indication states the Job is 'Complete' and 'Error'
        then exit with error
        ERROR! Job did not complete successfully>
}
$CapabilitiesOffered[] = Associators($PoolToDrawFrom->,
    "CIM_ElementCapabilities",
    "CIM_StorageCapabilities",
    null,
    null,
    false,
    false,
    null)
$StorageCapabilitiesOffered = $CapabilitiesOffered[0]
}

// Step 7. Call GetAvailableExtents to find available extents for creating
// the storage element.
%InArguments["Goal"] = $GeneratedStorageSetting->
#ReturnValue = InvokeMethod($PoolToDrawFrom->,
    "GetAvailableExtents",
    %InArguments, %OutArguments)
if (#ReturnValue != 1) {
    // Not supported
    <EXIT! Method not supported, can not finish this recipe>
} else if (#ReturnValue != 0) {
    // Method did not succeeded or succeeded but did not create a job
    <ERROR! Failed>
}
$DisksForElement->[] = %OutArguments["AvailableExtents"]

// Step 8. Create Storage Element
%InArguments["SettingType"] = 3 // "Goal"
InvokeMethod($StorageCapabilitiesOffered.getObjectPath(),
    "CreateSetting",
    %InArguments,
    %OutArguments)
if (#ReturnValue != 0) {
    <ERROR! Unable to create storage setting >
}
$GeneratedStorageSetting-> = %OutArguments["NewSetting"]
```

Block Services Package

```
%InArguments["ElementName"] = NULL
%InArguments["ElementType"] = #ElementType
%InArguments["Goal"] = $GeneratedStorageSetting->
%InArguments["Size"] = #PossibleSize
$InPools->[0] = $PoolToDrawFrom->
%InArguments["InPool"] = $InPools->
%InArguments["InElements"] = $DisksForElement->[]
%InArguments["TheElement"] = null // Create new element
#ReturnValue = InvokeMethod($StorageConfigurationService->,
    "CreateOrModifyElementFromElements",
    %InArguments, %OutArguments)
if (#ReturnValue != 0 && #ReturnValue != 4096) {
    // Method did not succeeded or succeeded but did not create a job
    <ERROR! Failed>
} else if (#ReturnValue == 0 ||
    (#ReturnValue == 4096 && %OutArguments["TheElement"] != null)) {
    $CreatedElement-> = %OutArguments["TheElement"]
} else // a Job was created and TheElement is null {
    <Wait for indication from either filters defined in step 5
    If the indication states the Job is 'Complete' and 'Error'
    then exit with error
    ERROR! Job did not complete successfully>

    <Once the 'Job' has completed, see step 5, then follow the
    AffectedJobElement association from the 'Job' to retrieve
    the storage element that was created.>
    $CreateElements[] = Associators(
        $Job->, // Object Name coersed from %OutArguments["Job"]
        "CIM_AffectedJobElement",
        #StorageElementClass,
        null,
        null,
        false,
        false,
        null)
    // Only one LogicalDisk will be created,
    $CreatedElement-> = $CreateElements[0].getObjectPath()
}
```

5.6.9 Optional: Intentionally General a CIM Error

```
// DESCRIPTION
// Validate reporting an error/exception
// when InvokeMethod is called with an invalid parameter.
//
// This recipe intentionally supplies an invalid "ElementType".
//
// This recipe attempts to optionally utilize properties of CIM_Error
```

Block Services Package

```
// if CIM_Error is implemented.

// 1. Insert an error
// 2. Catch the exception
// 3. Report the error

// PRE-EXISTING CONDITIONS AND ASSUMPTION
// 1.A reference to a storage setting is previously defined
//     in the $StorageSetting-> variable.
// 2.A size that is possible for the creation of a storage element
//     is provided in the #PossibleSize,
// 3.A reference to Pool is previous defined in the $PoolToDrawFrom-> variable
// 4.A object paths for source input Pools is previous defined in the
//     $InPools variable
// 5. A reference to the StorageConfigurationService is already defined
//     in the StorageConfiguratonServivce-> variable
//
%InArguments["ElementType"] = 1000 // Invalid ElementType
%InArguments["Goal"] = $StorageSetting->
%InArguments["Size"] = #PossibleSize
%InPools->[0] = $PoolToDrawFrom->
%InArguments["InPool"] = $InPools->
%InArguments["TheElement"] = null
try
{
    #ReturnValue = InvokeMethod(
        $StorageConfigurationService->,
        "CreateOrModifyElementFromStoragePool",
        %InArguments, %OutArguments)
}
catch (CIM Exception $Exception) {
    // For SMI-S 1.1, optionally allow for implementation of CIM_Error.
    if($Exception.MessageID <> null) { // CIM_Error is implemented
        // For example
        if($Exception.MessageArguments[2] ==
            "CreateOrModifyElementFromStoragePool") &&
            $Exception.MessageArguments[0] == "1" && // Second method parameter
            $Exception.MessageID = "MP5")
        {
            <EXIT: Success -- CIM_Error is constructed properly>
        }
        else {
            <ERROR! Improperly constructed CIM_Error>
        }
    }
    else {
        <display, optional CIM_Error is not implemented>
    }
}
```


Block Services Package

```

if($Exception.CIMStatusCode != CIM_ERR_INVALID_PARAMETER) {
    <ERROR! Improper CIM status code returned>
}
else {
    <EXIT: Success -- correct CIM status code reported>
}
}

if (#ReturnValue != CIM_ERR_INVALID_PARAMETER) { // 5 = Invalid parameter
    <ERROR! Invalid return value >
}
}

```

5.7 Registered Name and Version

Block Services version 1.6.1 (Component Profile)

CIM Schema Version: 2.34

5.8 CIM Elements

Table 33 describes the CIM elements for Block Services.

Table 33 - CIM Elements for Block Services

Element Name	Requirement	Description
5.8.1 CIM_AllocatedFromStoragePool (Pool from Pool)	Mandatory	AllocatedFromStoragePool.
5.8.2 CIM_AllocatedFromStoragePool (Volume or LogicalDisk from Pool)	Conditional	Conditional requirement: Referenced from Array - StorageVolume is mandatory or Referenced from Storage Virtualizer - StorageVolume is mandatory or Referenced from Host Hardware RAID Controller - StorageVolume is mandatory. AllocatedFromStoragePool.
5.8.3 CIM_ElementCapabilities (EnabledLogicalElementCapabilities to StorageVolume or LogicalDisk)	Optional	Expressed the ability for the element to be named or have its state changed.
5.8.4 CIM_ElementCapabilities (EnabledLogicalElementCapabilities to StoragePool)	Optional	Expressed the ability for the element to be named or have its state changed.
5.8.5 CIM_ElementCapabilities (ImplementationCapabilities to System)	Optional	Experimental. Associates the conformant Array ComputerSystem to the CIM_ImplementationCapabilities supported by the implementation.
5.8.6 CIM_ElementCapabilities (StorageCapabilities to StorageConfigurationService)	Optional	Associates StorageCapabilities with StorageConfigurationService. This StorageCapabilities shall represent the capabilities of the entire implementation.
5.8.7 CIM_ElementCapabilities (StorageCapabilities to StoragePool)	Mandatory	Associates StorageCapabilities with StoragePool. This StorageCapabilities shall represent the capabilities of the StoragePool to which it is associated.

Table 33 - CIM Elements for Block Services

Element Name	Requirement	Description
5.8.8 CIM_ElementCapabilities (StorageConfigurationCapabilities to StorageConfigurationService)	Mandatory	Associates StorageConfigurationCapabilities with StorageConfigurationService.
5.8.9 CIM_ElementCapabilities (StorageConfigurationCapabilities to concrete StoragePool)	Optional	Associates StorageConfigurationCapabilities with StoragePool.
5.8.10 CIM_ElementCapabilities (StorageConfigurationCapabilities to primordial StoragePool)	Optional	Associates StorageConfigurationCapabilities with StoragePool.
5.8.11 CIM_ElementCapabilities (Used to declare the naming capabilities of the StoragePool)	Optional	Deprecated. Associates EnabledLogicalElementCapabilities with StorageConfigurationService.
5.8.12 CIM_ElementCapabilities (Used to declare the naming capabilities of the StorageVolume or LogicalDisk)	Optional	Associates EnabledLogicalElementCapabilities with StorageConfigurationService.
5.8.13 CIM_ElementSettingData	Mandatory	
5.8.14 CIM_EnabledLogicalElementCapabilities (For StorageConfigurationService)	Optional	Deprecated. This class is used to express the naming and possible requested state change possibilities for storage elements.
5.8.15 CIM_EnabledLogicalElementCapabilities (For StoragePool)	Optional	This class is used to express the naming and possible requested state change possibilities for storage pools.
5.8.16 CIM_FilterCollection (Block Services Predefined FilterCollection)	Conditional	Experimental. Conditional requirement: Required if the Experimental Indication Profile is supported and the SNIA_IndicationConfigurationCapabilities.SupportedFeatures='5' (Predefined Filter Collections). This is a collection of predefined IndicationFilters to which a client may subscribe.
5.8.17 CIM_FilterCollection (Block Services ProfileSpecificLifecycleIndicationFilterCollection)	Optional	Experimental. This is a collection of Lifecycle IndicationFilters defined by the Block Services Profile.
5.8.18 CIM_HostedCollection (Block Services to ProfileSpecificLifecycleIndicationFilterCollection)	Optional	Experimental.
5.8.19 CIM_HostedCollection (System to predefined IndicationFilters)	Conditional	Experimental. Conditional requirement: Required if the Experimental Indication Profile is supported and the SNIA_IndicationConfigurationCapabilities.SupportedFeatures='5' (Predefined Filter Collections).
5.8.20 CIM_HostedService	Conditional	Conditional requirement: Support for StorageConfigurationService.
5.8.21 CIM_HostedStoragePool	Mandatory	
5.8.22 CIM_ImplementationCapabilities (ImplementationCapabilities)	Optional	Experimental. The capabilities of the profile implementation.
5.8.23 CIM_IndicationFilter (Logical Disk Creation)	Conditional	Experimental. Conditional requirement: Required if the Experimental Indication Profile is supported and the SNIA_IndicationConfigurationCapabilities.SupportedFeatures='3' (Predefined Filters). This is the 'pre-defined' CIM_IndicationFilter instance for the addition of a new LogicalDisk instance.

Table 33 - CIM Elements for Block Services

Element Name	Requirement	Description
5.8.24 CIM_IndicationFilter (Logical Disk Deletion)	Conditional	Experimental. Conditional requirement: Required if the Experimental Indication Profile is supported and the SNIA_IndicationConfigurationCapabilities.SupportedFeatures='3' (Predefined Filters). This is the 'pre-defined' CIM_IndicationFilter instance for the deletion of a LogicalDisk instance.
5.8.25 CIM_IndicationFilter (Logical Disk OperationalStatus)	Conditional	Experimental. Conditional requirement: Required if the Experimental Indication Profile is supported and the SNIA_IndicationConfigurationCapabilities.SupportedFeatures='3' (Predefined Filters). This is the 'pre-defined' CIM_IndicationFilter instance for changes in the OperationalStatus of LogicalDisk instances.
5.8.26 CIM_IndicationFilter (Storage Pool Creation)	Conditional	Experimental. Conditional requirement: Required if the Experimental Indication Profile is supported and the SNIA_IndicationConfigurationCapabilities.SupportedFeatures='3' (Predefined Filters). This is the 'pre-defined' CIM_IndicationFilter instance for the addition of a new StoragePool instance.
5.8.27 CIM_IndicationFilter (Storage Pool Deletion)	Conditional	Experimental. Conditional requirement: Required if the Experimental Indication Profile is supported and the SNIA_IndicationConfigurationCapabilities.SupportedFeatures='3' (Predefined Filters). This is the 'pre-defined' CIM_IndicationFilter instance for the deletion of a StoragePool instance.
5.8.28 CIM_IndicationFilter (Storage Pool TotalManagedSpace)	Conditional	Experimental. Conditional requirement: Required if the Experimental Indication Profile is supported and the SNIA_IndicationConfigurationCapabilities.SupportedFeatures='3' (Predefined Filters). This is the 'pre-defined' CIM_IndicationFilter instance for changes in TotalManagedSpace for StoragePool instances.
5.8.29 CIM_IndicationFilter (Storage Volume Creation)	Conditional	Experimental. Conditional requirement: Required if the Experimental Indication Profile is supported and the SNIA_IndicationConfigurationCapabilities.SupportedFeatures='3' (Predefined Filters). This is the 'pre-defined' CIM_IndicationFilter instance for the addition of a new StorageVolume instance.
5.8.30 CIM_IndicationFilter (Storage Volume Deletion)	Conditional	Experimental. Conditional requirement: Required if the Experimental Indication Profile is supported and the SNIA_IndicationConfigurationCapabilities.SupportedFeatures='3' (Predefined Filters). This is the 'pre-defined' CIM_IndicationFilter instance for the deletion of a StorageVolume instance.
5.8.31 CIM_IndicationFilter (Storage Volume OperationalStatus)	Conditional	Experimental. Conditional requirement: Required if the Experimental Indication Profile is supported and the SNIA_IndicationConfigurationCapabilities.SupportedFeatures='3' (Predefined Filters). This is the 'pre-defined' CIM_IndicationFilter instance for changes in the OperationalStatus of StorageVolume instances.
5.8.32 CIM_IndicationFilter (WQL Logical Disk OperationalStatus)	Conditional	Deprecated. Conditional requirement: Required if the Experimental Indication Profile is supported and the SNIA_IndicationConfigurationCapabilities.SupportedFeatures='3' (Predefined Filters). This is the 'pre-defined' WQL version of the CIM_IndicationFilter instance for changes in the OperationalStatus of LogicalDisk instances.

Table 33 - CIM Elements for Block Services

Element Name	Requirement	Description
5.8.33 CIM_IndicationFilter (WQL Storage Volume OperationalStatus)	Conditional	Deprecated. Conditional requirement: Required if the Experimental Indication Profile is supported and the SNIA_IndicationConfigurationCapabilities.SupportedFeatures='3' (Predefined Filters). This is the 'pre-defined' WQL version of the CIM_IndicationFilter instance for changes in the OperationalStatus of StorageVolume instances.
5.8.34 CIM_LogicalDisk	Conditional	Conditional requirement: Referenced from Volume Management - LogicalDisk is mandatory. A LogicalDisk is allocated from a concrete StoragePool.
5.8.35 CIM_MemberOfCollection (Block Services Filter Collection to FilterCollection)	Conditional	Experimental. Conditional requirement: Required if the Experimental Indication Profile is supported and the SNIA_IndicationConfigurationCapabilities.SupportedFeatures='5' (Predefined Filter Collections). This associates the Block Services predefined FilterCollection to the FilterCollection for the autonomous profile (e.g., the Array FilterCollection).
5.8.36 CIM_MemberOfCollection (Block Services ProfileSpecificLifecycleIndicationFilterCollection to Block Services Filters)	Optional	Experimental. This associates the Block Services ProfileSpecificLifecycleIndicationFilterCollection to the Filters defined by the Block Services Profile.
5.8.37 CIM_MemberOfCollection (Predefined Filter Collection to Block Services Filters)	Conditional	Experimental. Conditional requirement: Required if the Experimental Indication Profile is supported and the SNIA_IndicationConfigurationCapabilities.SupportedFeatures='5' (Predefined Filter Collections). This associates the Block Services predefined FilterCollection to the predefined Filters supported by the implementation.
5.8.38 CIM_OwningJobElement	Conditional	Conditional requirement: Support for Job Control profile.
5.8.39 CIM_StorageCapabilities	Mandatory	
5.8.40 CIM_StorageConfigurationCapabilities (Concrete)	Conditional	Conditional requirement: Support for the Storage Relocation profile.
5.8.41 CIM_StorageConfigurationCapabilities (Global)	Conditional	Conditional requirement: Support for StorageConfigurationService.
5.8.42 CIM_StorageConfigurationCapabilities (Primordial)	Conditional	Conditional requirement: Support for the Storage Relocation profile.
5.8.43 CIM_StorageConfigurationService	Optional	
5.8.44 CIM_StoragePool (Concrete)	Mandatory	The concrete StoragePool. A concrete StoragePool shall be allocated from another StoragePool. It shall be used for allocating StorageVolumes and LogicalDisks as well as other concrete StoragePools.
5.8.45 CIM_StoragePool (Empty)	Optional	An empty StoragePool is a special case of a StoragePool (Concrete or Primordial) where the StoragePool contains no capacity.
5.8.46 CIM_StoragePool (Primordial)	Mandatory	The primordial StoragePool. It is created by the provider and cannot be deleted or modified. It cannot be used to allocate any storage element other than concrete StoragePools.
5.8.47 CIM_StorageSetting	Mandatory	
5.8.48 CIM_StorageSettingWithHints	Optional	

Table 33 - CIM Elements for Block Services

Element Name	Requirement	Description
5.8.49 CIM_StorageSettingsAssociatedToCapabilities	Optional	This class associates the StorageCapabilities with the preset setting. Any StorageSetting instance associated with this association shall work, unmodified, to create a storage element. The preset settings should not change overtime and represent possible settings for storage elements are set of design time rather than runtime. All StorageSetting instances linked with this association shall have a ChangeableType of "0" ("Fixed - Not Changeable").
5.8.50 CIM_StorageSettingsGeneratedFromCapabilities	Conditional	Conditional requirement: Support for StorageConfigurationService. This class associates the StorageCapabilities with the StorageSetting generated from it via the CreateSetting method. StorageSettings instances generated in this manner, as identified with this association, may be removed from the model at any time by the implementation if the ChangeableType of the associated setting is set to "2" ("Changeable - Transient"). All StorageSettings associated with this class shall be changeable, ChangeableType is "2" or "3". Some implementations may permit the modification of the ChangeableType property itself on StorageSetting instances associated via this class. Provided this is allowed, a client may change the ChangeableType to "3" ("Changeable - Persistent") to have this setting retained either after generation of the instance or after its modification by the client. The DefaultSetting property of the StorageSetting instances linked with this association is meaningless.
5.8.51 CIM_StorageVolume	Conditional	Conditional requirement: Referenced from Array - StorageVolume is mandatory or Referenced from Storage Virtualizer - StorageVolume is mandatory or Referenced from Host Hardware RAID Controller - StorageVolume is mandatory. Representation of a virtual disk (for SCSI, a logical unit). A StorageVolume is allocated from a concrete StoragePool. See the "Standard Formats for Logical Unit Names" section in the Storage Management Technical Specification, Part 1 Common Architecture for details on how to set Name, NameFormat, and NameNamespace properties.
5.8.52 CIM_SystemDevice (System to StorageVolume or LogicalDisk)	Mandatory	Associates top level system from Array, Virtualizer, ... to StorageVolume or LogicalDisk.
SELECT * FROM CIM_InstCreation WHERE SourceInstance ISA CIM_StoragePool	Mandatory	Creation/Deletion of StoragePool. See section <i>Storage Management Technical Specification, Part 4 Block Devices, 1.6.1 Rev 6 5.8.26 CIM_IndicationFilter</i> (Storage Pool Creation).
SELECT * FROM CIM_InstDeletion WHERE SourceInstance ISA CIM_StoragePool	Mandatory	Deletion of StoragePool. See section <i>Storage Management Technical Specification, Part 4 Block Devices, 1.6.1 Rev 6 5.8.27 CIM_IndicationFilter</i> (Storage Pool Deletion).

Table 33 - CIM Elements for Block Services

Element Name	Requirement	Description
SELECT * FROM CIM_InstCreation WHERE SourceInstance ISA CIM_StorageVolume	Conditional	Conditional requirement: Referenced from Array - StorageVolume is mandatory or Referenced from Storage Virtualizer - StorageVolume is mandatory or Referenced from Host Hardware RAID Controller - StorageVolume is mandatory. Creation of StorageVolume, if the StorageVolume storage element is implemented. See section <i>Storage Management Technical Specification, Part 4 Block Devices, 1.6.1 Rev 6 5.8.29</i> CIM_IndicationFilter (Storage Volume Creation).
SELECT * FROM CIM_InstDeletion WHERE SourceInstance ISA CIM_StorageVolume	Conditional	Conditional requirement: Referenced from Array - StorageVolume is mandatory or Referenced from Storage Virtualizer - StorageVolume is mandatory or Referenced from Host Hardware RAID Controller - StorageVolume is mandatory. Deletion of StorageVolume, if the StorageVolume storage element is implemented. See section <i>Storage Management Technical Specification, Part 4 Block Devices, 1.6.1 Rev 6 5.8.30</i> CIM_IndicationFilter (Storage Volume Deletion).
SELECT * FROM CIM_InstModification WHERE SourceInstance ISA CIM_StorageVolume AND SourceInstance.OperationalStatus <> PreviousInstance.OperationalStatus	Conditional	Conditional requirement: Referenced from Array - StorageVolume is mandatory or Referenced from Storage Virtualizer - StorageVolume is mandatory or Referenced from Host Hardware RAID Controller - StorageVolume is mandatory. Deprecated WQL -Change of status of a Storage Volume, if Storage Volume is implemented. See section <i>Storage Management Technical Specification, Part 4 Block Devices, 1.6.1 Rev 6 5.8.33</i> CIM_IndicationFilter (WQL Storage Volume OperationalStatus).
SELECT * FROM CIM_InstModification WHERE SourceInstance ISA CIM_StorageVolume AND SourceInstance.CIM_StorageVolume::OperationalStatus <> PreviousInstance.CIM_StorageVolume::OperationalStatus	Conditional	Conditional requirement: Referenced from Array - StorageVolume is mandatory or Referenced from Storage Virtualizer - StorageVolume is mandatory or Referenced from Host Hardware RAID Controller - StorageVolume is mandatory. CQL -Change of status of a Storage Volume, if Storage Volume is implemented. See section <i>Storage Management Technical Specification, Part 4 Block Devices, 1.6.1 Rev 6 5.8.31</i> CIM_IndicationFilter (Storage Volume OperationalStatus).
SELECT * FROM CIM_InstCreation WHERE SourceInstance ISA CIM_LogicalDisk	Conditional	Conditional requirement: Referenced from Volume Management - LogicalDisk is mandatory. Creation of LogicalDisk, if the LogicalDisk storage element is implemented. See section <i>Storage Management Technical Specification, Part 4 Block Devices, 1.6.1 Rev 6 5.8.23</i> CIM_IndicationFilter (Logical Disk Creation).
SELECT * FROM CIM_InstDeletion WHERE SourceInstance ISA CIM_LogicalDisk	Conditional	Conditional requirement: Referenced from Volume Management - LogicalDisk is mandatory. Deletion of LogicalDisk, if the LogicalDisk storage element is implemented. See section <i>Storage Management Technical Specification, Part 4 Block Devices, 1.6.1 Rev 6 5.8.24</i> CIM_IndicationFilter (Logical Disk Deletion).
SELECT * FROM CIM_InstModification WHERE SourceInstance ISA CIM_LogicalDisk AND SourceInstance.OperationalStatus <> PreviousInstance.OperationalStatus	Conditional	Conditional requirement: Referenced from Volume Management - LogicalDisk is mandatory. Deprecated WQL -Change of status of LogicalDisk, if LogicalDisk is implemented. See section <i>Storage Management Technical Specification, Part 4 Block Devices, 1.6.1 Rev 6 5.8.32</i> CIM_IndicationFilter (WQL Logical Disk OperationalStatus).

Table 33 - CIM Elements for Block Services

Element Name	Requirement	Description
SELECT * FROM CIM_InstModification WHERE SourceInstance ISA CIM_LogicalDisk AND SourceInstance.CIM_LogicalDisk::OperationalStatus <> PreviousInstance.CIM_LogicalDisk::OperationalStatus	Conditional	Conditional requirement: Referenced from Volume Management - LogicalDisk is mandatory. CQL -Change of status of LogicalDisk, if LogicalDisk is implemented. See section <i>Storage Management Technical Specification, Part 4 Block Devices, 1.6.1 Rev 6 5.8.25</i> CIM_IndicationFilter (Logical Disk OperationalStatus).
SELECT * FROM CIM_InstModification WHERE SourceInstance ISA CIM_StoragePool AND SourceInstance.CIM_StoragePool::TotalManagedSpace <> PreviousInstance.CIM_StoragePool::TotalManagedSpace	Mandatory	CQL -Change of TotalManagedSpace. See section <i>Storage Management Technical Specification, Part 4 Block Devices, 1.6.1 Rev 6 5.8.28</i> CIM_IndicationFilter (Storage Pool TotalManagedSpace).

5.8.1 CIM_AllocatedFromStoragePool (Pool from Pool)

Created By: Static
 Modified By: Static
 Deleted By: Static
 Requirement: Mandatory

Table 34 describes class CIM_AllocatedFromStoragePool (Pool from Pool).

Table 34 - SMI Referenced Properties/Methods for CIM_AllocatedFromStoragePool (Pool from Pool)

Properties	Flags	Requirement	Description & Notes
SpaceConsumed		Mandatory	
Antecedent		Mandatory	Antecedent references the parent pool from which the dependent pool is allocated.
Dependent		Mandatory	

5.8.2 CIM_AllocatedFromStoragePool (Volume or LogicalDisk from Pool)

Created By: Static
 Modified By: Static
 Deleted By: Static
 Requirement: Referenced from Array - StorageVolume is mandatory or Referenced from Storage Virtualizer - StorageVolume is mandatory or Referenced from Host Hardware RAID Controller - StorageVolume is mandatory.

Table 35 describes class CIM_AllocatedFromStoragePool (Volume or LogicalDisk from Pool).

Table 35 - SMI Referenced Properties/Methods for CIM_AllocatedFromStoragePool (Volume or LogicalDisk from Pool)

Properties	Flags	Requirement	Description & Notes
SpaceConsumed		Mandatory	

Table 35 - SMI Referenced Properties/Methods for CIM_AllocatedFromStoragePool (Volume or LogicalDisk from Pool)

Properties	Flags	Requirement	Description & Notes
Antecedent		Mandatory	
Dependent		Mandatory	

5.8.3 CIM_ElementCapabilities (EnabledLogicalElementCapabilities to StorageVolume or LogicalDisk)

Created By: Static

Modified By: Static

Deleted By: Static

Requirement: Optional

Table 36 describes class CIM_ElementCapabilities (EnabledLogicalElementCapabilities to StorageVolume or LogicalDisk).

Table 36 - SMI Referenced Properties/Methods for CIM_ElementCapabilities (EnabledLogicalElementCapabilities to StorageVolume or LogicalDisk)

Properties	Flags	Requirement	Description & Notes
Capabilities		Mandatory	The capabilities object associated with the element.
ManagedElement		Mandatory	A Storage Volume or Logical Disk.

5.8.4 CIM_ElementCapabilities (EnabledLogicalElementCapabilities to StoragePool)

Created By: Static

Modified By: Static

Deleted By: Static

Requirement: Optional

Table 37 describes class CIM_ElementCapabilities (EnabledLogicalElementCapabilities to StoragePool).

Table 37 - SMI Referenced Properties/Methods for CIM_ElementCapabilities (EnabledLogicalElementCapabilities to StoragePool)

Properties	Flags	Requirement	Description & Notes
Capabilities		Mandatory	The capabilities object (CIM_EnabledLogicalElementCapabilities) with an ElementName of "StoragePool Enabled Capabilities" that is associated with a storage pool.
ManagedElement		Mandatory	A reference to an instance of a StoragePool.

5.8.5 CIM_ElementCapabilities (ImplementationCapabilities to System)

Experimental. Associates the conformant Array ComputerSystem to the CIM_ImplementationCapabilities supported by the implementation.

Created By: Static

Modified By: Static
 Deleted By: Static
 Requirement: Optional

Table 38 describes class CIM_ElementCapabilities (ImplementationCapabilities to System).

Table 38 - SMI Referenced Properties/Methods for CIM_ElementCapabilities (ImplementationCapabilities to System)

Properties	Flags	Requirement	Description & Notes
Capabilities		Mandatory	The ImplementationCapabilities.
ManagedElement		Mandatory	The conformant Array ComputerSystem that has ImplementationCapabilities.

5.8.6 CIM_ElementCapabilities (StorageCapabilities to StorageConfigurationService)

Created By: Static
 Modified By: Static
 Deleted By: Static
 Requirement: Optional

Table 39 describes class CIM_ElementCapabilities (StorageCapabilities to StorageConfigurationService).

Table 39 - SMI Referenced Properties/Methods for CIM_ElementCapabilities (StorageCapabilities to StorageConfigurationService)

Properties	Flags	Requirement	Description & Notes
Capabilities		Mandatory	The capabilities object associated with the element.
ManagedElement		Mandatory	The managed element.

5.8.7 CIM_ElementCapabilities (StorageCapabilities to StoragePool)

Created By: Static
 Modified By: Static
 Deleted By: Static
 Requirement: Mandatory

Table 40 describes class CIM_ElementCapabilities (StorageCapabilities to StoragePool).

Table 40 - SMI Referenced Properties/Methods for CIM_ElementCapabilities (StorageCapabilities to StoragePool)

Properties	Flags	Requirement	Description & Notes
Capabilities		Mandatory	The capabilities object associated with the element.
ManagedElement		Mandatory	The managed element.

5.8.8 CIM_ElementCapabilities (StorageConfigurationCapabilities to StorageConfigurationService)

Created By: Static
 Modified By: Static
 Deleted By: Static
 Requirement: Mandatory

Table 41 describes class CIM_ElementCapabilities (StorageConfigurationCapabilities to StorageConfigurationService).

Table 41 - SMI Referenced Properties/Methods for CIM_ElementCapabilities (StorageConfigurationCapabilities to StorageConfigurationService)

Properties	Flags	Requirement	Description & Notes
Capabilities		Mandatory	The capabilities object associated with the element.
ManagedElement		Mandatory	The managed element.

5.8.9 CIM_ElementCapabilities (StorageConfigurationCapabilities to concrete StoragePool)

Created By: Static
 Modified By: Static
 Deleted By: Static
 Requirement: Optional

Table 42 describes class CIM_ElementCapabilities (StorageConfigurationCapabilities to concrete StoragePool).

Table 42 - SMI Referenced Properties/Methods for CIM_ElementCapabilities (StorageConfigurationCapabilities to concrete StoragePool)

Properties	Flags	Requirement	Description & Notes
Capabilities		Mandatory	The capabilities object associated with the element.
ManagedElement		Mandatory	The managed element.

5.8.10 CIM_ElementCapabilities (StorageConfigurationCapabilities to primordial StoragePool)

Created By: Static
 Modified By: Static
 Deleted By: Static
 Requirement: Optional

Table 43 describes class CIM_ElementCapabilities (StorageConfigurationCapabilities to primordial StoragePool).

Table 43 - SMI Referenced Properties/Methods for CIM_ElementCapabilities (StorageConfigurationCapabilities to primordial StoragePool)

Properties	Flags	Requirement	Description & Notes
Capabilities		Mandatory	The capabilities object associated with the element.
ManagedElement		Mandatory	The managed element.

5.8.11 CIM_ElementCapabilities (Used to declare the naming capabilities of the StoragePool)

Deprecated. Associates EnabledLogicalElementCapabilities with StorageConfigurationService. This is for identifying the capability to provide an element name for storage pools.

Created By: Static

Modified By: Static

Deleted By: Static

Requirement: Optional

Table 44 describes class CIM_ElementCapabilities (Used to declare the naming capabilities of the StoragePool).

Table 44 - SMI Referenced Properties/Methods for CIM_ElementCapabilities (Used to declare the naming capabilities of the StoragePool)

Properties	Flags	Requirement	Description & Notes
Capabilities		Mandatory	The capabilities object (CIM_EnabledLogicalElementCapabilities) with an ElementName of "StoragePool Enabled Capabilities" that is associated with an instance of StorageConfigurationService.
ManagedElement		Mandatory	A reference to an instance of CIM_StorageConfigurationService.

5.8.12 CIM_ElementCapabilities (Used to declare the naming capabilities of the StorageVolume or LogicalDisk)

Associates EnabledLogicalElementCapabilities with StorageConfigurationService. This is for identifying the capability to provide an element name for storage volumes or logical disks.

Created By: Static

Modified By: Static

Deleted By: Static

Requirement: Optional

Table 45 describes class CIM_ElementCapabilities (Used to declare the naming capabilities of the StorageVolume or LogicalDisk).

Table 45 - SMI Referenced Properties/Methods for CIM_ElementCapabilities (Used to declare the naming capabilities of the StorageVolume or LogicalDisk)

Properties	Flags	Requirement	Description & Notes
Capabilities		Mandatory	The capabilities object (CIM_EnabledLogicalElementCapabilities) with an ElementName of "StorageVolume Enabled Capabilities" or "LogicalDisk Enabled Capabilities" that is associated with an instance of StorageConfigurationService.
ManagedElement		Mandatory	A reference to an instance of CIM_StorageConfigurationService.

5.8.13 CIM_ElementSettingData

Created By: Static

Modified By: Static

Deleted By: Static

Requirement: Mandatory

Table 46 describes class CIM_ElementSettingData.

Table 46 - SMI Referenced Properties/Methods for CIM_ElementSettingData

Properties	Flags	Requirement	Description & Notes
IsDefault		Mandatory	An enumerated integer indicating that the referenced setting is a default setting for the element, or that this information is unknown. Value shall be 0,1 or 2 (Unknown or Is Default or Is Not Default).
IsCurrent		Mandatory	An enumerated integer indicating that the referenced setting is currently being used in the operation of the element, or that this information is unknown. Value shall be 0,1 or 2 (Unknown or Is Default or Is Not Default).
ManagedElement		Mandatory	StorageVolume or LogicalDisk.
SettingData		Mandatory	The StorageSetting or StorageSettingWithHints that is associated with the Storage Volume or Logical Disk.

5.8.14 CIM_EnabledLogicalElementCapabilities (For StorageConfigurationService)

Deprecated.

Created By: Static

Modified By: Static

Deleted By: Static

Requirement: Optional

Table 47 describes class CIM_EnabledLogicalElementCapabilities (For StorageConfigurationService).

Table 47 - SMI Referenced Properties/Methods for CIM_EnabledLogicalElementCapabilities (For StorageConfigurationService)

Properties	Flags	Requirement	Description & Notes
InstanceID		Mandatory	
ElementName		Mandatory	For this usage of the capabilities this should include one of the following three values: StoragePool Enabled Capabilities StorageVolume Enabled Capabilities LogicalDisk Enabled Capabilities.
ElementNameEditSupported		Mandatory	Denotes whether a storage element can be named.
MaxElementNameLen		Mandatory	Specifies the maximum length in glyphs (letters) for the name. See MOF for details.
ElementNameMask		Mandatory	The regular expression that specifies the possible content and format for the element name. See MOF for details.
RequestedStatesSupported		Optional	Expresses the states to which this element may be changed using the RequestStateChange method. If this property, it may be assumed that the state may not be changed.

5.8.15 CIM_EnabledLogicalElementCapabilities (For StoragePool)

Created By: Static

Modified By: Static

Deleted By: Static

Requirement: Optional

Table 48 describes class CIM_EnabledLogicalElementCapabilities (For StoragePool).

Table 48 - SMI Referenced Properties/Methods for CIM_EnabledLogicalElementCapabilities (For StoragePool)

Properties	Flags	Requirement	Description & Notes
InstanceID		Mandatory	
ElementName		Mandatory	For this usage of the capabilities this should be 'StoragePool Enabled Capabilities'.
ElementNameEditSupported		Mandatory	Denotes whether a storage element can be named.
MaxElementNameLen		Mandatory	Specifies the maximum length in glyphs (letters) for the name. See MOF for details.
ElementNameMask		Mandatory	The regular expression that specifies the possible content and format for the element name. See MOF for details.
RequestedStatesSupported		Optional	Expresses the states to which this element may be changed using the RequestStateChange method. If this property, it may be assumed that the state may not be changed.

5.8.16 CIM_FilterCollection (Block Services Predefined FilterCollection)

Experimental. This is a collection of predefined IndicationFilters to which a client may subscribe. A Block Services implementation shall indicate support for predefined FilterCollections by the SNIA_IndicationConfigurationCapabilities.FeaturesSupported = '5' (Predefined Filter Collections).

Requirement: Required if the Experimental Indication Profile is supported and the SNIA_IndicationConfigurationCapabilities.SupportedFeatures='5' (Predefined Filter Collections).

Table 49 describes class CIM_FilterCollection (Block Services Predefined FilterCollection).

Table 49 - SMI Referenced Properties/Methods for CIM_FilterCollection (Block Services Predefined FilterCollection)

Properties	Flags	Requirement	Description & Notes
InstanceID		Mandatory	Shall specify the unique identifier for an instance of this class within the Implementation namespace.
CollectionName		Mandatory	The value of CollectionName shall be 'SNIA:Block Services:Predefined'.

5.8.17 CIM_FilterCollection (Block Services ProfileSpecificLifecycleIndicationFilterCollection)

Experimental. This is a collection of Lifecycle IndicationFilters defined by the Block Services Profile.

Requirement: Optional

Table 50 describes class CIM_FilterCollection (Block Services ProfileSpecificLifecycleIndicationFilterCollection).

Table 50 - SMI Referenced Properties/Methods for CIM_FilterCollection (Block Services ProfileSpecificLifecycleIndicationFilterCollection)

Properties	Flags	Requirement	Description & Notes
InstanceID		Mandatory	See the InstanceID definition in section <i>Storage Management Technical Specification, Part 3 Common Profiles, 1.6.1 Rev 6 50.6.13</i> CIM_FilterCollection (StaticFilterCollection).
CollectionName		Mandatory	The value of CollectionName shall be 'SNIA:Block Services:ProfileSpecificLifecycleIndicationFilterCollection'.

5.8.18 CIM_HostedCollection (Block Services to ProfileSpecificLifecycleIndicationFilterCollection)

Experimental.

Requirement: Optional

Table 51 describes class CIM_HostedCollection (Block Services to ProfileSpecificLifecycleIndicationFilterCollection).

Table 51 - SMI Referenced Properties/Methods for CIM_HostedCollection (Block Services to ProfileSpecificLifecycleIndicationFilterCollection)

Properties	Flags	Requirement	Description & Notes
Dependent		Mandatory	Reference to the ProfileSpecificLifecycleIndicationFilterCollection for the Block Services Profile.
Antecedent		Mandatory	Reference to the 'Top level' System.

5.8.19 CIM_HostedCollection (System to predefined IndicationFilters)

Experimental.

Requirement: Required if the Experimental Indication Profile is supported and the SNIA_IndicationConfigurationCapabilities.SupportedFeatures='5' (Predefined Filter Collections).

Table 52 describes class CIM_HostedCollection (System to predefined IndicationFilters).

Table 52 - SMI Referenced Properties/Methods for CIM_HostedCollection (System to predefined Indication-Filters)

Properties	Flags	Requirement	Description & Notes
Dependent		Mandatory	Reference to the predefined FilterCollection for Block Services.
Antecedent		Mandatory	Reference to the System of the referencing profile.

5.8.20 CIM_HostedService

Created By: Static

Modified By: Static

Deleted By: Static

Requirement: Support for StorageConfigurationService.

Table 53 describes class CIM_HostedService.

Table 53 - SMI Referenced Properties/Methods for CIM_HostedService

Properties	Flags	Requirement	Description & Notes
Antecedent		Mandatory	The hosting computer system.
Dependent		Mandatory	The storage configuration service hosted on the computer system.

5.8.21 CIM_HostedStoragePool

Requirement: Mandatory

Table 54 describes class CIM_HostedStoragePool.

Table 54 - SMI Referenced Properties/Methods for CIM_HostedStoragePool

Properties	Flags	Requirement	Description & Notes
GroupComponent		Mandatory	The reference to the hosting computer system.
PartComponent		Mandatory	The reference to the hosted storage pool.

5.8.22 CIM_ImplementationCapabilities (ImplementationCapabilities)

Experimental. The capabilities (features) of the profile implementation.

Created By: Static

Modified By: Static

Deleted By: Static
Requirement: Optional

Table 55 describes class CIM_ImplementationCapabilities (ImplementationCapabilities).

Table 55 - SMI Referenced Properties/Methods for CIM_ImplementationCapabilities (ImplementationCapabilities)

Properties	Flags	Requirement	Description & Notes
InstanceID		Mandatory	An opaque, unique id for the implementation capability of an implementation.
ElementName		Optional	A provider supplied user-friendly name for this CIM_ImplementationCapabilities element.
SupportedElementNameCodeSet		Optional	This property indicates the supported code set for the ElementName -- for example, "Single Byte ASCII", "UTF-8", "ISO 8859-1", etc. See MOF for details.

5.8.23 CIM_IndicationFilter (Logical Disk Creation)

Experimental. This is the 'pre-defined' CIM_IndicationFilter instance for the addition of a new LogicalDisk instance. This would typically occur as a result of an invocation of CreateOrModifyElementFromStoragePool method.

Created By: Static

Modified By: Static

Deleted By: Static

Requirement: Required if the Experimental Indication Profile is supported and the SNIA_IndicationConfigurationCapabilities.SupportedFeatures='3' (Predefined Filters).

Table 56 describes class CIM_IndicationFilter (Logical Disk Creation).

Table 56 - SMI Referenced Properties/Methods for CIM_IndicationFilter (Logical Disk Creation)

Properties	Flags	Requirement	Description & Notes
SystemCreationClassName		Mandatory	See the SystemCreationClassName definition in section <i>Storage Management Technical Specification, Part 3 Common Profiles, 1.6.1 Rev 6 50.6.25</i> CIM_IndicationFilter (StaticIndicationFilter).
CreationClassName		Mandatory	See the CreationClassName definition in section <i>Storage Management Technical Specification, Part 3 Common Profiles, 1.6.1 Rev 6 50.6.25</i> CIM_IndicationFilter (StaticIndicationFilter).
SystemName		Mandatory	See the SystemName definition in section <i>Storage Management Technical Specification, Part 3 Common Profiles, 1.6.1 Rev 6 50.6.25</i> CIM_IndicationFilter (StaticIndicationFilter).
Name		Mandatory	This shall be 'SNIA:Block Services:LogicalDiskCreation'.
SourceNamespace	N	Optional	Deprecated. See the SourceNamespace definition in section <i>Storage Management Technical Specification, Part 3 Common Profiles, 1.6.1 Rev 6 50.6.28</i> CIM_IndicationFilter (pre-defined).
SourceNamespaces	N	Mandatory	Experimental. See the SourceNamespaces definition in section <i>Storage Management Technical Specification, Part 3 Common Profiles, 1.6.1 Rev 6 50.6.25</i> CIM_IndicationFilter (StaticIndicationFilter).
Query		Mandatory	SELECT * FROM CIM_InstCreation WHERE SourceInstance ISA CIM_LogicalDisk.

Table 56 - SMI Referenced Properties/Methods for CIM_IndicationFilter (Logical Disk Creation)

Properties	Flags	Requirement	Description & Notes
QueryLanguage		Mandatory	This should be 'DMTF:CQL' for CQL queries, but may be 'WQL' or 'SMI-S V1.0'. WQL and SMI-S V1.0 are deprecated in favor of 'DMTF:CQL'.
ElementName	N	Optional	See the ElementName definition in section <i>Storage Management Technical Specification, Part 3 Common Profiles, 1.6.1 Rev 6 50.6.28</i> CIM_IndicationFilter (pre-defined).

5.8.24 CIM_IndicationFilter (Logical Disk Deletion)

Experimental. This is the 'pre-defined' CIM_IndicationFilter instance for the deletion of a LogicalDisk instance. This would typically occur as a result of an invocation of ReturnToStoragePool method.

Created By: Static

Modified By: Static

Deleted By: Static

Requirement: Required if the Experimental Indication Profile is supported and the SNIA_IndicationConfigurationCapabilities.SupportedFeatures='3' (Predefined Filters).

Table 57 describes class CIM_IndicationFilter (Logical Disk Deletion).

Table 57 - SMI Referenced Properties/Methods for CIM_IndicationFilter (Logical Disk Deletion)

Properties	Flags	Requirement	Description & Notes
SystemCreationClassName		Mandatory	See the SystemCreationClassName definition in section <i>Storage Management Technical Specification, Part 3 Common Profiles, 1.6.1 Rev 6 50.6.25</i> CIM_IndicationFilter (StaticIndicationFilter).
CreationClassName		Mandatory	See the CreationClassName definition in section <i>Storage Management Technical Specification, Part 3 Common Profiles, 1.6.1 Rev 6 50.6.25</i> CIM_IndicationFilter (StaticIndicationFilter).
SystemName		Mandatory	See the SystemName definition in section <i>Storage Management Technical Specification, Part 3 Common Profiles, 1.6.1 Rev 6 50.6.25</i> CIM_IndicationFilter (StaticIndicationFilter).
Name		Mandatory	This shall be 'SNIA:Block Services:LogicalDiskDeletion'.
SourceNamespace	N	Optional	Deprecated. See the SourceNamespace definition in section <i>Storage Management Technical Specification, Part 3 Common Profiles, 1.6.1 Rev 6 50.6.28</i> CIM_IndicationFilter (pre-defined).
SourceNamespaces	N	Mandatory	Experimental. See the SourceNamespaces definition in section <i>Storage Management Technical Specification, Part 3 Common Profiles, 1.6.1 Rev 6 50.6.25</i> CIM_IndicationFilter (StaticIndicationFilter).
Query		Mandatory	SELECT * FROM CIM_InstDeletion WHERE SourceInstance ISA CIM_LogicalDisk.
QueryLanguage		Mandatory	This should be 'DMTF:CQL' for CQL queries, but may be 'WQL' or 'SMI-S V1.0'. WQL and SMI-S V1.0 are deprecated in favor of 'DMTF:CQL'.
ElementName	N	Optional	See the ElementName definition in section <i>Storage Management Technical Specification, Part 3 Common Profiles, 1.6.1 Rev 6 50.6.28</i> CIM_IndicationFilter (pre-defined).

5.8.25 CIM_IndicationFilter (Logical Disk OperationalStatus)

Experimental. This is the 'pre-defined' CIM_IndicationFilter instance for changes in the OperationalStatus of LogicalDisk instances.

Created By: Static

Modified By: Static

Deleted By: Static

Requirement: Required if the Experimental Indication Profile is supported and the SNIA_IndicationConfigurationCapabilities.SupportedFeatures='3' (Predefined Filters).

Table 58 describes class CIM_IndicationFilter (Logical Disk OperationalStatus).

Table 58 - SMI Referenced Properties/Methods for CIM_IndicationFilter (Logical Disk OperationalStatus)

Properties	Flags	Requirement	Description & Notes
SystemCreationClassName		Mandatory	See the SystemCreationClassName definition in section <i>Storage Management Technical Specification, Part 3 Common Profiles, 1.6.1 Rev 6 50.6.25</i> CIM_IndicationFilter (StaticIndicationFilter).
CreationClassName		Mandatory	See the CreationClassName definition in section <i>Storage Management Technical Specification, Part 3 Common Profiles, 1.6.1 Rev 6 50.6.25</i> CIM_IndicationFilter (StaticIndicationFilter).
SystemName		Mandatory	See the SystemName definition in section <i>Storage Management Technical Specification, Part 3 Common Profiles, 1.6.1 Rev 6 50.6.25</i> CIM_IndicationFilter (StaticIndicationFilter).
Name		Mandatory	This shall be 'SNIA:Block Services:LogicalDiskOperationalStatus'.
SourceNamespace	N	Optional	Deprecated. See the SourceNamespace definition in section <i>Storage Management Technical Specification, Part 3 Common Profiles, 1.6.1 Rev 6 50.6.28</i> CIM_IndicationFilter (pre-defined).
SourceNamespaces	N	Mandatory	Experimental. See the SourceNamespaces definition in section <i>Storage Management Technical Specification, Part 3 Common Profiles, 1.6.1 Rev 6 50.6.25</i> CIM_IndicationFilter (StaticIndicationFilter).
Query		Mandatory	SELECT * FROM CIM_InstModification WHERE SourceInstance ISA CIM_LogicalDisk AND SourceInstance.CIM_LogicalDisk::OperationalStatus <> PreviousInstance.CIM_LogicalDisk::OperationalStatus.
QueryLanguage		Mandatory	This shall be 'DMTF:CQL'.
ElementName	N	Optional	See the ElementName definition in section <i>Storage Management Technical Specification, Part 3 Common Profiles, 1.6.1 Rev 6 50.6.28</i> CIM_IndicationFilter (pre-defined).

5.8.26 CIM_IndicationFilter (Storage Pool Creation)

Experimental. This is the 'pre-defined' CIM_IndicationFilter instance for the addition of a new StoragePool instance. This would typically occur as a result of an invocation of CreateOrModifyStoragePool method.

Created By: Static

Modified By: Static

Deleted By: Static

Requirement: Required if the Experimental Indication Profile is supported and the SNIA_IndicationConfigurationCapabilities.SupportedFeatures='3' (Predefined Filters).

Table 59 describes class CIM_IndicationFilter (Storage Pool Creation).

Table 59 - SMI Referenced Properties/Methods for CIM_IndicationFilter (Storage Pool Creation)

Properties	Flags	Requirement	Description & Notes
SystemCreationClassName		Mandatory	See the SystemCreationClassName definition in section <i>Storage Management Technical Specification, Part 3 Common Profiles, 1.6.1 Rev 6 50.6.25</i> CIM_IndicationFilter (StaticIndicationFilter).
CreationClassName		Mandatory	See the CreationClassName definition in section <i>Storage Management Technical Specification, Part 3 Common Profiles, 1.6.1 Rev 6 50.6.25</i> CIM_IndicationFilter (StaticIndicationFilter).
SystemName		Mandatory	See the SystemName definition in section <i>Storage Management Technical Specification, Part 3 Common Profiles, 1.6.1 Rev 6 50.6.25</i> CIM_IndicationFilter (StaticIndicationFilter).
Name		Mandatory	This shall be 'SNIA:Block Services:StoragePoolCreation'.
SourceNamespace	N	Optional	Deprecated. See the SourceNamespace definition in section <i>Storage Management Technical Specification, Part 3 Common Profiles, 1.6.1 Rev 6 50.6.28</i> CIM_IndicationFilter (pre-defined).
SourceNamespaces	N	Mandatory	Experimental. See the SourceNamespaces definition in section <i>Storage Management Technical Specification, Part 3 Common Profiles, 1.6.1 Rev 6 50.6.25</i> CIM_IndicationFilter (StaticIndicationFilter).
Query		Mandatory	SELECT * FROM CIM_InstCreation WHERE SourceInstance ISA CIM_StoragePool.
QueryLanguage		Mandatory	This should be 'DMTF:CQL' for CQL queries, but may be 'WQL' or 'SMI-S V1.0'. WQL and SMI-S V1.0 are deprecated in favor of 'DMTF:CQL'.
ElementName	N	Optional	See the ElementName definition in section <i>Storage Management Technical Specification, Part 3 Common Profiles, 1.6.1 Rev 6 50.6.28</i> CIM_IndicationFilter (pre-defined).

5.8.27 CIM_IndicationFilter (Storage Pool Deletion)

Experimental. This is the 'pre-defined' CIM_IndicationFilter instance for the deletion of a StoragePool instance. This would typically occur as a result of an invocation of DeleteStoragePool method.

Created By: Static

Modified By: Static

Deleted By: Static

Requirement: Required if the Experimental Indication Profile is supported and the SNIA_IndicationConfigurationCapabilities.SupportedFeatures='3' (Predefined Filters).

Table 60 describes class CIM_IndicationFilter (Storage Pool Deletion).

Table 60 - SMI Referenced Properties/Methods for CIM_IndicationFilter (Storage Pool Deletion)

Properties	Flags	Requirement	Description & Notes
SystemCreationClassName		Mandatory	See the SystemCreationClassName definition in section <i>Storage Management Technical Specification, Part 3 Common Profiles, 1.6.1 Rev 6 50.6.25</i> CIM_IndicationFilter (StaticIndicationFilter).
CreationClassName		Mandatory	See the CreationClassName definition in section <i>Storage Management Technical Specification, Part 3 Common Profiles, 1.6.1 Rev 6 50.6.25</i> CIM_IndicationFilter (StaticIndicationFilter).

Table 60 - SMI Referenced Properties/Methods for CIM_IndicationFilter (Storage Pool Deletion)

Properties	Flags	Requirement	Description & Notes
SystemName		Mandatory	See the SystemName definition in section <i>Storage Management Technical Specification, Part 3 Common Profiles, 1.6.1 Rev 6 50.6.25</i> CIM_IndicationFilter (StaticIndicationFilter).
Name		Mandatory	This shall be 'SNIA:Block Services:StoragePoolDeletion'.
SourceNamespace	N	Optional	Deprecated. See the SourceNamespace definition in section <i>Storage Management Technical Specification, Part 3 Common Profiles, 1.6.1 Rev 6 50.6.28</i> CIM_IndicationFilter (pre-defined).
SourceNamespaces	N	Mandatory	Experimental. See the SourceNamespaces definition in section <i>Storage Management Technical Specification, Part 3 Common Profiles, 1.6.1 Rev 6 50.6.25</i> CIM_IndicationFilter (StaticIndicationFilter).
Query		Mandatory	SELECT * FROM CIM_InstDeletion WHERE SourceInstance ISA CIM_StoragePool.
QueryLanguage		Mandatory	This should be 'DMTF:CQL' for CQL queries, but may be 'WQL' or 'SMI-S V1.0'. WQL and SMI-S V1.0 are deprecated in favor of 'DMTF:CQL'.
ElementName	N	Optional	See the ElementName definition in section <i>Storage Management Technical Specification, Part 3 Common Profiles, 1.6.1 Rev 6 50.6.28</i> CIM_IndicationFilter (pre-defined).

5.8.28 CIM_IndicationFilter (Storage Pool TotalManagedSpace)

Experimental. This is the 'pre-defined' CIM_IndicationFilter instance for changes in TotalManagedSpace for StoragePool instances. This would typically occur as a result of an invocation of CreateOrModifyStoragePool that expands a StoragePool.

Created By: Static

Modified By: Static

Deleted By: Static

Requirement: Required if the Experimental Indication Profile is supported and the SNIA_IndicationConfigurationCapabilities.SupportedFeatures='3' (Predefined Filters).

Table 61 describes class CIM_IndicationFilter (Storage Pool TotalManagedSpace).

Table 61 - SMI Referenced Properties/Methods for CIM_IndicationFilter (Storage Pool TotalManagedSpace)

Properties	Flags	Requirement	Description & Notes
SystemCreationClassName		Mandatory	See the SystemCreationClassName definition in section <i>Storage Management Technical Specification, Part 3 Common Profiles, 1.6.1 Rev 6 50.6.25</i> CIM_IndicationFilter (StaticIndicationFilter).
CreationClassName		Mandatory	See the CreationClassName definition in section <i>Storage Management Technical Specification, Part 3 Common Profiles, 1.6.1 Rev 6 50.6.25</i> CIM_IndicationFilter (StaticIndicationFilter).
SystemName		Mandatory	See the SystemName definition in section <i>Storage Management Technical Specification, Part 3 Common Profiles, 1.6.1 Rev 6 50.6.25</i> CIM_IndicationFilter (StaticIndicationFilter).
Name		Mandatory	This shall be 'SNIA:Block Services:StoragePoolTotalManagedSpace'.
SourceNamespace	N	Optional	Deprecated. See the SourceNamespace definition in section <i>Storage Management Technical Specification, Part 3 Common Profiles, 1.6.1 Rev 6 50.6.28</i> CIM_IndicationFilter (pre-defined).

Table 61 - SMI Referenced Properties/Methods for CIM_IndicationFilter (Storage Pool TotalManagedSpace)

Properties	Flags	Requirement	Description & Notes
SourceNamespaces	N	Mandatory	Experimental. See the SourceNamespaces definition in section <i>Storage Management Technical Specification, Part 3 Common Profiles, 1.6.1 Rev 6 50.6.25</i> CIM_IndicationFilter (StaticIndicationFilter).
Query		Mandatory	SELECT * FROM CIM_InstModification WHERE SourceInstance ISA CIM_StoragePool AND SourceInstance.CIM_StoragePool::TotalManagedSpace <> PreviousInstance.CIM_StoragePool::TotalManagedSpace.
QueryLanguage		Mandatory	This shall be 'DMTF:CQL'.
ElementName	N	Optional	See the ElementName definition in section <i>Storage Management Technical Specification, Part 3 Common Profiles, 1.6.1 Rev 6 50.6.28</i> CIM_IndicationFilter (pre-defined).

5.8.29 CIM_IndicationFilter (Storage Volume Creation)

Experimental. This is the 'pre-defined' CIM_IndicationFilter instance for the addition of a new StorageVolume instance. This would typically occur as a result of an invocation of CreateOrModifyElementFromStoragePool method.

Created By: Static

Modified By: Static

Deleted By: Static

Requirement: Required if the Experimental Indication Profile is supported and the SNIA_IndicationConfigurationCapabilities.SupportedFeatures='3' (Predefined Filters).

Table 62 describes class CIM_IndicationFilter (Storage Volume Creation).

Table 62 - SMI Referenced Properties/Methods for CIM_IndicationFilter (Storage Volume Creation)

Properties	Flags	Requirement	Description & Notes
SystemCreationClassName		Mandatory	See the SystemCreationClassName definition in section <i>Storage Management Technical Specification, Part 3 Common Profiles, 1.6.1 Rev 6 50.6.25</i> CIM_IndicationFilter (StaticIndicationFilter).
CreationClassName		Mandatory	See the CreationClassName definition in section <i>Storage Management Technical Specification, Part 3 Common Profiles, 1.6.1 Rev 6 50.6.25</i> CIM_IndicationFilter (StaticIndicationFilter).
SystemName		Mandatory	See the SystemName definition in section <i>Storage Management Technical Specification, Part 3 Common Profiles, 1.6.1 Rev 6 50.6.25</i> CIM_IndicationFilter (StaticIndicationFilter).
Name		Mandatory	This shall be 'SNIA:Block Services:StorageVolumeCreation'.
SourceNamespace	N	Optional	Deprecated. See the SourceNamespace definition in section <i>Storage Management Technical Specification, Part 3 Common Profiles, 1.6.1 Rev 6 50.6.28</i> CIM_IndicationFilter (pre-defined).
SourceNamespaces	N	Mandatory	Experimental. See the SourceNamespaces definition in section <i>Storage Management Technical Specification, Part 3 Common Profiles, 1.6.1 Rev 6 50.6.25</i> CIM_IndicationFilter (StaticIndicationFilter).
Query		Mandatory	SELECT * FROM CIM_InstCreation WHERE SourceInstance ISA CIM_StorageVolume.

Table 62 - SMI Referenced Properties/Methods for CIM_IndicationFilter (Storage Volume Creation)

Properties	Flags	Requirement	Description & Notes
QueryLanguage		Mandatory	This should be 'DMTF:CQL' for CQL queries, but may be 'WQL' or 'SMI-S V1.0'. WQL and SMI-S V1.0 are deprecated in favor of 'DMTF:CQL'.
ElementName	N	Optional	See the ElementName definition in section <i>Storage Management Technical Specification, Part 3 Common Profiles, 1.6.1 Rev 6 50.6.28</i> CIM_IndicationFilter (pre-defined).

5.8.30 CIM_IndicationFilter (Storage Volume Deletion)

Experimental. This is the 'pre-defined' CIM_IndicationFilter instance for the deletion of a StorageVolume instance. This would typically occur as a result of an invocation of ReturnToStoragePool method.

Created By: Static

Modified By: Static

Deleted By: Static

Requirement: Required if the Experimental Indication Profile is supported and the SNIA_IndicationConfigurationCapabilities.SupportedFeatures='3' (Predefined Filters).

Table 63 describes class CIM_IndicationFilter (Storage Volume Deletion).

Table 63 - SMI Referenced Properties/Methods for CIM_IndicationFilter (Storage Volume Deletion)

Properties	Flags	Requirement	Description & Notes
SystemCreationClassName		Mandatory	See the SystemCreationClassName definition in section <i>Storage Management Technical Specification, Part 3 Common Profiles, 1.6.1 Rev 6 50.6.25</i> CIM_IndicationFilter (StaticIndicationFilter).
CreationClassName		Mandatory	See the CreationClassName definition in section <i>Storage Management Technical Specification, Part 3 Common Profiles, 1.6.1 Rev 6 50.6.25</i> CIM_IndicationFilter (StaticIndicationFilter).
SystemName		Mandatory	See the SystemName definition in section <i>Storage Management Technical Specification, Part 3 Common Profiles, 1.6.1 Rev 6 50.6.25</i> CIM_IndicationFilter (StaticIndicationFilter).
Name		Mandatory	This shall be 'SNIA:Block Services:StorageVolumeDeletion'.
SourceNamespace	N	Optional	Deprecated. See the SourceNamespace definition in section <i>Storage Management Technical Specification, Part 3 Common Profiles, 1.6.1 Rev 6 50.6.28</i> CIM_IndicationFilter (pre-defined).
SourceNamespaces	N	Mandatory	Experimental. See the SourceNamespaces definition in section <i>Storage Management Technical Specification, Part 3 Common Profiles, 1.6.1 Rev 6 50.6.25</i> CIM_IndicationFilter (StaticIndicationFilter).
Query		Mandatory	SELECT * FROM CIM_InstDeletion WHERE SourceInstance ISA CIM_StorageVolume.
QueryLanguage		Mandatory	This should be 'DMTF:CQL' for CQL queries, but may be 'WQL' or 'SMI-S V1.0'. WQL and SMI-S V1.0 are deprecated in favor of 'DMTF:CQL'.
ElementName	N	Optional	See the ElementName definition in section <i>Storage Management Technical Specification, Part 3 Common Profiles, 1.6.1 Rev 6 50.6.28</i> CIM_IndicationFilter (pre-defined).

5.8.31 CIM_IndicationFilter (Storage Volume OperationalStatus)

Experimental. This is the 'pre-defined' CIM_IndicationFilter instance for changes in the OperationalStatus of StorageVolume instances.

Created By: Static

Modified By: Static

Deleted By: Static

Requirement: Required if the Experimental Indication Profile is supported and the SNIA_IndicationConfigurationCapabilities.SupportedFeatures='3' (Predefined Filters).

Table 64 describes class CIM_IndicationFilter (Storage Volume OperationalStatus).

Table 64 - SMI Referenced Properties/Methods for CIM_IndicationFilter (Storage Volume OperationalStatus)

Properties	Flags	Requirement	Description & Notes
SystemCreationClassName		Mandatory	See the SystemCreationClassName definition in section <i>Storage Management Technical Specification, Part 3 Common Profiles, 1.6.1 Rev 6 50.6.25</i> CIM_IndicationFilter (StaticIndicationFilter).
CreationClassName		Mandatory	See the CreationClassName definition in section <i>Storage Management Technical Specification, Part 3 Common Profiles, 1.6.1 Rev 6 50.6.25</i> CIM_IndicationFilter (StaticIndicationFilter).
SystemName		Mandatory	See the SystemName definition in section <i>Storage Management Technical Specification, Part 3 Common Profiles, 1.6.1 Rev 6 50.6.25</i> CIM_IndicationFilter (StaticIndicationFilter).
Name		Mandatory	This shall be 'SNIA:Block Services:StorageVolumeOperationalStatus'.
SourceNamespace	N	Optional	Deprecated. See the SourceNamespace definition in section <i>Storage Management Technical Specification, Part 3 Common Profiles, 1.6.1 Rev 6 50.6.28</i> CIM_IndicationFilter (pre-defined).
SourceNamespaces	N	Mandatory	Experimental. See the SourceNamespaces definition in section <i>Storage Management Technical Specification, Part 3 Common Profiles, 1.6.1 Rev 6 50.6.25</i> CIM_IndicationFilter (StaticIndicationFilter).
Query		Mandatory	SELECT * FROM CIM_InstModification WHERE SourceInstance ISA CIM_StorageVolume AND SourceInstance.CIM_StorageVolume::OperationalStatus <> PreviousInstance.CIM_StorageVolume::OperationalStatus.
QueryLanguage		Mandatory	This shall be 'DMTF:CQL'.
ElementName	N	Optional	See the ElementName definition in section <i>Storage Management Technical Specification, Part 3 Common Profiles, 1.6.1 Rev 6 50.6.28</i> CIM_IndicationFilter (pre-defined).

5.8.32 CIM_IndicationFilter (WQL Logical Disk OperationalStatus)

Deprecated. This is the 'pre-defined' WQL version of the CIM_IndicationFilter instance for changes in the OperationalStatus of LogicalDisk instances.

Created By: Static

Modified By: Static

Deleted By: Static

Requirement: Required if the Experimental Indication Profile is supported and the SNIA_IndicationConfigurationCapabilities.SupportedFeatures='3' (Predefined Filters).

Table 65 describes class CIM_IndicationFilter (WQL Logical Disk OperationalStatus).

Table 65 - SMI Referenced Properties/Methods for CIM_IndicationFilter (WQL Logical Disk OperationalStatus)

Properties	Flags	Requirement	Description & Notes
SystemCreationClassName		Mandatory	See the SystemCreationClassName definition in section <i>Storage Management Technical Specification, Part 3 Common Profiles, 1.6.1 Rev 6 50.6.25</i> CIM_IndicationFilter (StaticIndicationFilter).
CreationClassName		Mandatory	See the CreationClassName definition in section <i>Storage Management Technical Specification, Part 3 Common Profiles, 1.6.1 Rev 6 50.6.25</i> CIM_IndicationFilter (StaticIndicationFilter).
SystemName		Mandatory	See the SystemName definition in section <i>Storage Management Technical Specification, Part 3 Common Profiles, 1.6.1 Rev 6 50.6.25</i> CIM_IndicationFilter (StaticIndicationFilter).
Name		Mandatory	This shall be 'SNIA:Block Services:LogicalDiskOperationalStatusWQL'.
SourceNamespace	N	Optional	Deprecated. See the SourceNamespace definition in section <i>Storage Management Technical Specification, Part 3 Common Profiles, 1.6.1 Rev 6 50.6.28</i> CIM_IndicationFilter (pre-defined).
SourceNamespaces	N	Mandatory	Experimental. See the SourceNamespaces definition in section <i>Storage Management Technical Specification, Part 3 Common Profiles, 1.6.1 Rev 6 50.6.25</i> CIM_IndicationFilter (StaticIndicationFilter).
Query		Mandatory	SELECT * FROM CIM_InstModification WHERE SourceInstance ISA CIM_LogicalDisk AND SourceInstance.OperationalStatus <> PreviousInstance.OperationalStatus.
QueryLanguage		Mandatory	This shall be 'WQL' or 'SMI-S V1.0'.
ElementName	N	Optional	See the ElementName definition in section <i>Storage Management Technical Specification, Part 3 Common Profiles, 1.6.1 Rev 6 50.6.28</i> CIM_IndicationFilter (pre-defined).

5.8.33 CIM_IndicationFilter (WQL Storage Volume OperationalStatus)

Deprecated. This is the 'pre-defined' WQL version of the CIM_IndicationFilter instance for changes in the OperationalStatus of StorageVolume instances.

Created By: Static

Modified By: Static

Deleted By: Static

Requirement: Required if the Experimental Indication Profile is supported and the SNIA_IndicationConfigurationCapabilities.SupportedFeatures='3' (Predefined Filters).

Table 66 describes class CIM_IndicationFilter (WQL Storage Volume OperationalStatus).

Table 66 - SMI Referenced Properties/Methods for CIM_IndicationFilter (WQL Storage Volume OperationalStatus)

Properties	Flags	Requirement	Description & Notes
SystemCreationClassName		Mandatory	See the SystemCreationClassName definition in section <i>Storage Management Technical Specification, Part 3 Common Profiles, 1.6.1 Rev 6 50.6.25</i> CIM_IndicationFilter (StaticIndicationFilter).
CreationClassName		Mandatory	See the CreationClassName definition in section <i>Storage Management Technical Specification, Part 3 Common Profiles, 1.6.1 Rev 6 50.6.25</i> CIM_IndicationFilter (StaticIndicationFilter).

Table 66 - SMI Referenced Properties/Methods for CIM_IndicationFilter (WQL Storage Volume Operational-Status)

Properties	Flags	Requirement	Description & Notes
SystemName		Mandatory	See the SystemName definition in section <i>Storage Management Technical Specification, Part 3 Common Profiles, 1.6.1 Rev 6 50.6.25</i> CIM_IndicationFilter (StaticIndicationFilter).
Name		Mandatory	This shall be 'SNIA:Block Services:StorageVolumeOperationalStatusWQL'.
SourceNamespace	N	Optional	Deprecated. See the SourceNamespace definition in section <i>Storage Management Technical Specification, Part 3 Common Profiles, 1.6.1 Rev 6 50.6.28</i> CIM_IndicationFilter (pre-defined).
SourceNamespaces	N	Mandatory	Experimental. See the SourceNamespaces definition in section <i>Storage Management Technical Specification, Part 3 Common Profiles, 1.6.1 Rev 6 50.6.25</i> CIM_IndicationFilter (StaticIndicationFilter).
Query		Mandatory	SELECT * FROM CIM_InstModification WHERE SourceInstance ISA CIM_StorageVolume AND SourceInstance.OperationalStatus <> PreviousInstance.OperationalStatus.
QueryLanguage		Mandatory	This shall be 'WQL' or 'SMI-S V1.0'.
ElementName	N	Optional	See the ElementName definition in section <i>Storage Management Technical Specification, Part 3 Common Profiles, 1.6.1 Rev 6 50.6.28</i> CIM_IndicationFilter (pre-defined).

5.8.34 CIM_LogicalDisk

Created By: Static

Modified By: Static

Deleted By: Extrinsic: StorageConfigurationService.ReturnToStoragePool

Requirement: Referenced from Volume Management - LogicalDisk is mandatory.

Table 67 describes class CIM_LogicalDisk.

Table 67 - SMI Referenced Properties/Methods for CIM_LogicalDisk

Properties	Flags	Requirement	Description & Notes
SystemCreationClassName		Mandatory	
SystemName		Mandatory	
CreationClassName		Mandatory	
DeviceID		Mandatory	Opaque identifier.
ElementName		Optional	User-friendly name.
Name		Mandatory	OS Device Name.
NameFormat		Mandatory	This shall be "12" (OS Device Name).
ExtentStatus		Mandatory	
OperationalStatus		Mandatory	Value shall be 2 3 6 8 15 (OK or Degraded or Error or Starting or Dormant). In addition, the secondary OperationalStatus may be 19 (Relocating) with 2 3 15 (OK or Degraded or Dormant).

Table 67 - SMI Referenced Properties/Methods for CIM_LogicalDisk

Properties	Flags	Requirement	Description & Notes
BlockSize		Mandatory	
NumberOfBlocks		Mandatory	The number of blocks of capacity consumed from the parent StoragePool.
ConsumableBlocks		Mandatory	The number of blocks usable by consumers.
IsBasedOnUnderlyingRedundancy		Mandatory	
NoSinglePointOfFailure		Mandatory	
DataRedundancy		Mandatory	
PackageRedundancy		Mandatory	
DeltaReservation		Mandatory	
Usage		Optional	The specialized usage intended for this element.
OtherUsageDescription		Optional	Set when Usage value is "Other".
ClientSettableUsage		Optional	Lists Usage values that can be set by a client for this element.
Primordial		Mandatory	Shall be false.
ExtentDiscriminator		Mandatory	Experimental. This is an array of values that shall contain 'SNIA:Allocated'.
NumExtentsMigrating		Optional	Experimental. The number of Extents in the process of migrating for this logical disk when the logical disk relocation is on going.
IsCompressed		Optional	Experimental. IsCompressed identifies whether or not compression is being applied to the volume. When set to "true" the data is compressed. When set to "false" the data is not compressed.
CompressionRate		Optional	Experimental. CompressionRate identifies whether or not compression is being applied to the volume and at what rate. The possible values are '1' (None), '2' (High), '3' (Medium) or '4' (Low).
CompressionState		Optional	Experimental. CompressionState indicates whether the compression is '2' (pending), '3' (initializing), '4' (in progress) or '5' (completed). If compression is not supported (CompressionRate='1') for the volume, the CompressionState shall be '1' (Not Applicable).

5.8.35 CIM_MemberOfCollection (Block Services Filter Collection to FilterCollection)

Experimental. This associates the Block Services predefined FilterCollection to the FilterCollection for the autonomous profile (e.g., the Array FilterCollection).

Requirement: Required if the Experimental Indication Profile is supported and the SNIA_IndicationConfigurationCapabilities.SupportedFeatures='5' (Predefined Filter Collections).

Table 68 describes class CIM_MemberOfCollection (Block Services Filter Collection to FilterCollection).

Table 68 - SMI Referenced Properties/Methods for CIM_MemberOfCollection (Block Services Filter Collection to FilterCollection)

Properties	Flags	Requirement	Description & Notes
Collection		Mandatory	Reference to the Block Services predefined FilterCollection.
Member		Mandatory	Reference to the Block Services predefined FilterCollection.

5.8.36 CIM_MemberOfCollection (Block Services ProfileSpecificLifecycleIndicationFilterCollection to Block Services Filters)

Experimental. This associates the Block Services ProfileSpecificLifecycleIndicationFilterCollection to the Filters defined by the Block Services Profile.

Requirement: Optional

Table 69 describes class CIM_MemberOfCollection (Block Services ProfileSpecificLifecycleIndicationFilterCollection to Block Services Filters).

Table 69 - SMI Referenced Properties/Methods for CIM_MemberOfCollection (Block Services Profile-SpecificLifecycleIndicationFilterCollection to Block Services Filters)

Properties	Flags	Requirement	Description & Notes
Collection		Mandatory	Reference to the Block Services ProfileSpecificLifecycleIndicationFilterCollection.
Member		Mandatory	Reference to the IndicationFilters defined by the Block Services Profile.

5.8.37 CIM_MemberOfCollection (Predefined Filter Collection to Block Services Filters)

Experimental. This associates the Block Services predefined FilterCollection to the predefined Filters supported by the implementation.

Requirement: Required if the Experimental Indication Profile is supported and the SNIA_IndicationConfigurationCapabilities.SupportedFeatures='5' (Predefined Filter Collections).

Table 70 describes class CIM_MemberOfCollection (Predefined Filter Collection to Block Services Filters).

Table 70 - SMI Referenced Properties/Methods for CIM_MemberOfCollection (Predefined Filter Collection to Block Services Filters)

Properties	Flags	Requirement	Description & Notes
Collection		Mandatory	Reference to the Block Services predefined FilterCollection.
Member		Mandatory	Reference to the predefined IndicationFilters of the Block Services implementation.

5.8.38 CIM_OwningJobElement

Conditional on support for Job Control profile.

Requirement: Support for Job Control profile.

Table 71 describes class CIM_OwningJobElement.

Table 71 - SMI Referenced Properties/Methods for CIM_OwningJobElement

Properties	Flags	Requirement	Description & Notes
OwnedElement		Mandatory	
OwningElement		Mandatory	

5.8.39 CIM_StorageCapabilities

Created By: Static
 Modified By: Static
 Deleted By: Static
 Requirement: Mandatory

Table 72 describes class CIM_StorageCapabilities.

Table 72 - SMI Referenced Properties/Methods for CIM_StorageCapabilities

Properties	Flags	Requirement	Description & Notes
InstanceID		Mandatory	
ElementName		Mandatory	The user-friendly name for this instance of Capabilities. In addition, the user-friendly name can be used as a index property for a search or query. (Note: ElementName does not have to be unique within a namespace) If the capabilities are fixed, then this property should be used as a means for the client application to correlate between capabilities and device documentation.
ElementType		Mandatory	Enumeration indicating the type of instance to which this StorageCapabilities applies. Shall be either 5 or 6 (StoragePool or StorageConfigurationService).
NoSinglePointOfFailure		Mandatory	Indicates whether or not the associated instance supports no single point of failure. Values are: FALSE = does not support no single point of failure, and TRUE = supports no single point of failure.
NoSinglePointOfFailureDefault		Mandatory	Indicates the default value for the NoSinglePointOfFailure property.
DataRedundancyMin		Mandatory	DataRedundancyMin describes the minimum number of complete copies of data that can be maintained. Examples would be RAID 5 where 1 copy is maintained and RAID 1 where 2 or more copies are maintained. Possible values are 1 to n.
DataRedundancyMax		Mandatory	DataRedundancyMax describes the maximum number of complete copies of data that can be maintained. Examples would be RAID 5 where 1 copy is maintained and RAID 1 where 2 or more copies are maintained. Possible values are 1 to n.
DataRedundancyDefault		Mandatory	DataRedundancyDefault describes the default number of complete copies of data that can be maintained. Examples would be RAID 5 where 1 copy is maintained and RAID 1 where 2 or more copies are maintained. Possible values are 1 to n.
PackageRedundancyMin		Mandatory	PackageRedundancyMin describes the minimum number of spindles or logical devices that can be used. Package redundancy describes how many disk spindles or logical devices can fail without data loss including, at most, one spare. Examples would be RAID5 with a Package Redundancy of 1, RAID6 with 2. Possible values are 0 to n.
PackageRedundancyMax		Mandatory	PackageRedundancyMax describes the maximum number of spindles or logical devices that can be used. Package redundancy describes how many disk spindles or logical devices can fail without data loss including, at most, one spare. Examples would be RAID5 with a Package Redundancy of 1, RAID6 with 2. Possible values are 0 to n.
PackageRedundancyDefault		Mandatory	PackageRedundancyDefault describes the default number of spindles or logical devices that can be used. Package redundancy describes how many disk spindles or logical devices can fail without data loss including, at most, one spare. Examples would be RAID5 with a Package Redundancy of 1, RAID6 with 2. Possible values are 0 to n.

Table 72 - SMI Referenced Properties/Methods for CIM_StorageCapabilities

Properties	Flags	Requirement	Description & Notes
ExtentStripeLengthDefault		Optional	Describes what the default stripe length, the number of members or columns, a storage element will have when created or modified using this capability. A NULL means that the setting of stripe length is not supported at all or not supported at this level of storage element allocation or assignment.
ParityLayoutDefault		Optional	ParityLayoutDefault describes what the default parity a storage element will have when created or modified using this capability. A NULL means that the setting of the parity is not supported at all or is not supported at this level of storage element allocation or assignment.
UserDataStripeDepthDefault		Optional	UserDataStripeDepthDefault describes what the number of bytes forming a stripe that a storage element will have when created or modified using this capability. A NULL means that the setting of stripe depth is not supported at all or not supported at this level of storage element allocation or assignment.
AvailableDiskType		Optional	Experimental. Enumeration indicating the type of DiskDrives which may be available. (0)Unknown, (1)Other, (2)Hard Disk Drive, (3)Solid State Drive, (4)Hybrid.
AvailableFormFactor		Optional	Experimental. Enumeration indicating the drive physical size which may be available. (0)Unknown, (1)Other, (2)Not Reported, (3)5.25 inch, (4)3.5 inch, (5)2.5 inch, (6)1.8 inch".
AvailablePortType		Optional	Deprecated.
AvailableInterconnectType		Optional	Experimental. Enumeration indicating the type of disk interconnections which may be available. (0)Unknown, (1)other , (2)SAS, (3)SATA, (4)SAS/SATA, (5)FC, (6)SOP.
AvailableInterconnectSpeed		Optional	Experimental. The speed of disk interconnections which are be available. Values are in bits/second.
AvailableRPM		Optional	Experimental. The rotational speed of disk media which are be available. Values are in rotations per minute. SSD devices shall report 0".
EncryptionSupported		Optional	Experimental. This property reflects support of the encryption feature implemented by some disk drives."
SupportedCompressionRates		Optional	Experimental. SupportedCompressionRates identifies the compression rates that are supported by the implementation, "including '1' (None). If '1' (None) is specified, then no other rate may be identified. If '1' (None) is not specified, then the values recognized are '2' (High), '3' (Medium), '4' (Low) and/or '5' (Implementation Decides).
CreateSetting()		Conditional	Conditional requirement: Support for StorageConfigurationService. Generate a setting to use as a goal for creating or modifying storage elements.
GetSupportedStripeLengths()		Optional	List the possible discrete stripe lengths supported at this time of this method's execution.
GetSupportedStripeLengthRange()		Optional	List the possible stripe length ranges supported at the time of this method's execution.
GetSupportedParityLayouts()		Optional	List the possible parity layouts supported at the time of this method's execution.
GetSupportedStripeDepths()		Optional	List the possible stripe depths supported at the time of this method's execution.
GetSupportedStripeDepthRange()		Optional	List the possible stripe depth ranges supported at the time of this method's execution.

5.8.40 CIM_StorageConfigurationCapabilities (Concrete)

Created By: Static

Modified By: Static

Deleted By: Static

Requirement: Support for the Storage Relocation profile.

Table 73 describes class CIM_StorageConfigurationCapabilities (Concrete).

Table 73 - SMI Referenced Properties/Methods for CIM_StorageConfigurationCapabilities (Concrete)

Properties	Flags	Requirement	Description & Notes
InstanceID		Mandatory	
ElementName		Mandatory	
SupportedStoragePoolFeatures		Optional	Lists what StorageConfigurationService functionalities are implemented. Matches 2 3 5 6 7 (InExtents or Single InPool or Storage Pool QoS Change or Storage Pool Capacity Expansion or Storage Pool Capacity Reduction).
SupportedSynchronousActions		Conditional	Conditional requirement: Support for the Storage Relocation profile. Lists what actions, invoked through StorageConfigurationService methods, shall not produce Concrete jobs. This version of the standard recognizes "2" (Storage Pool Creation), "3" (Storage Pool Deletion), "4" (Storage Pool Modification), "5" (Storage Element Creation), "12" (Storage Element from Element Creation), "13" (Storage Element from Element Modification) or "15" (StoragePool Usage Modification) or "17" (StorageVolume To StoragePool Relocation) or "18" (StoragePool To StoragePool Relocation) or "19" (StorageVolume To StorageExtent Relocation) or "20" (StoragePool To StorageExtent Relocation) or "21" (LogicalDisk To StorageExtent Relocation) or "22" (Multiple Storage Element Creation) or "23" (Multiple Storage Element Return) or "24" (Storage Element from Multiple Pools Creation).
SupportedStorageElementTypes		Mandatory	Lists the type of storage elements that are supported by this implementation. This version of the standard recognizes '2' (StorageVolume) or '4' (LogicalDisk). If thin provisioning is supported, then the following additional ElementTypes are recognized: "5" (ThinlyProvisionedStorageVolume), "6" (ThinlyProvisionedLogicalDisk), "7" (ThinlyProvisionedAllocatedStoragePool), "8" (ThinlyProvisionedQuotaStoragePool) or "9" (ThinlyProvisionedLimitlessStoragePool).
SupportedAsynchronousActions		Conditional	Conditional requirement: Support for the Storage Relocation profile. Lists what actions, invoked through StorageConfigurationService methods, may produce Concrete jobs. This version of the standard recognizes "2" (Storage Pool Creation), "3" (Storage Pool Deletion), "4" (Storage Pool Modification), "5" (Storage Element Creation), "12" (Storage Element from Element Creation), "13" (Storage Element from Element Modification) or "15" (StoragePool Usage Modification) or "17" (StorageVolume To StoragePool Relocation) or "18" (StoragePool To StoragePool Relocation) or "19" (StorageVolume To StorageExtent Relocation) or "20" (StoragePool To StorageExtent Relocation) or "21" (LogicalDisk To StorageExtent Relocation) or "22" (Multiple Storage Element Creation) or "23" (Multiple Storage Element Return) or "24" (Storage Element from Multiple Pools Creation).

Table 73 - SMI Referenced Properties/Methods for CIM_StorageConfigurationCapabilities (Concrete)

Properties	Flags	Requirement	Description & Notes
SupportedStorageElementFeatures		Conditional	Conditional requirement: Support for the Storage Relocation profile. Lists actions supported through the invocation of StorageServiceService.CreateOrModifyElementFromStoragePool(). Matches 3 8 14 15 16 17 18 (StorageVolume Creation or LogicalDisk Creation or StorageVolume To StoragePool Relocation or StoragePool To StoragePool Relocation or StorageVolume To StorageExtent Relocation or StoragePool To StorageExtent Relocation LogicalDisk To StorageExtent Relocation).
SupportedStorageElementUsage		Optional	Indicates the intended usage or any restrictions that may have been imposed on supported storage elements.
ClientSettableElementUsage		Optional	Indicates the intended usage or any restrictions that may have been imposed on the usage of client-settable elements.
SupportedStoragePoolUsage		Conditional	Conditional requirement: Support for the Storage Relocation profile. Indicates the intended usage or any restrictions that may have been imposed on storage pools.
ClientSettablePoolUsage		Conditional	Conditional requirement: Support for the Storage Relocation profile. Indicates the intended usage or any restrictions that may have been imposed on the usage of a client-settable storage pool.
MaximumElementCreateCount		Optional	Indicates the maximum number of elements that can be specified to be created in a single method call. If 0 or null, there is no limit.
MaximumElementDeleteCount		Conditional	Conditional requirement: Support for the Storage Relocation profile. Indicates the maximum number of elements that can be deleted in a single method call. If 0 or null, there is no limit.
MultipleElementCreateFeatures		Optional	Enumeration indicating features offered by the multiple element create method. "2" (Single instance creation indication).
MultipleElementDeleteFeatures		Optional	Enumeration indicating features offered by the multiple element delete method. "2" (Continue on nonexistent element) or "3" (Return error on nonexistent element).
GetElementNameCapabilities()		Optional	This method indicates if ElementName can be specified as a part of invoking an appropriate method of StorageConfigurationService to create a new element. Additionally, the returned data includes the methods that can be used to modify the ElementName of existing storage elements.

5.8.41 CIM_StorageConfigurationCapabilities (Global)

Created By: Static

Modified By: Static

Deleted By: Static

Requirement: Support for StorageConfigurationService.

Table 74 describes class CIM_StorageConfigurationCapabilities (Global).

Table 74 - SMI Referenced Properties/Methods for CIM_StorageConfigurationCapabilities (Global)

Properties	Flags	Requirement	Description & Notes
InstanceID		Mandatory	
ElementName		Mandatory	

Table 74 - SMI Referenced Properties/Methods for CIM_StorageConfigurationCapabilities (Global)

Properties	Flags	Requirement	Description & Notes
SupportedStoragePoolFeatures		Optional	Lists what StorageConfigurationService functionalities are implemented. Matches 2 3 5 6 7 (InExtents or Single InPool or Storage Pool QoS Change or Storage Pool Capacity Expansion or Storage Pool Capacity Reduction).
SupportedSynchronousActions		Conditional	Conditional requirement: Support for the Storage Relocation profile. Lists what actions, invoked through StorageConfigurationService methods, shall not produce Concrete jobs.
SupportedStorageElementTypes		Mandatory	Lists the type of storage elements that are supported by this implementation. This version of the standard recognizes '2' (StorageVolume) or '4' (LogicalDisk). If thin provisioning is supported, then the following additional ElementTypes are recognized: "5" (ThinlyProvisionedStorageVolume), "6" (ThinlyProvisionedLogicalDisk), "7" (ThinlyProvisionedAllocatedStoragePool), "8" (ThinlyProvisionedQuotaStoragePool) or "9" (ThinlyProvisionedLimitlessStoragePool).
SupportedAsynchronousActions		Conditional	Conditional requirement: Support for the Storage Relocation profile. Lists what actions, invoked through StorageConfigurationService methods, may produce Concrete jobs.
SupportedStorageElementFeatures		Conditional	Conditional requirement: Support for the Storage Relocation profile. Lists actions supported through the invocation of StorageServiceService.CreateOrModifyElementFromStoragePool(). Matches 3 5 8 9 11 12 13 14 15 16 17 18 (StorageVolume Creation or StorageVolume Modification or LogicalDisk Creation or LogicalDisk Modification or Storage Element QoS Change or Storage Element Capacity Expansion or Storage Element Capacity Reduction or StorageVolume To StoragePool Relocation or StoragePool To StoragePool Relocation or StorageVolume To StorageExtent Relocation or StoragePool To StorageExtent Relocation or LogicalDisk To StorageExtent Relocation).
SupportedStorageElementUsage		Optional	Indicates the intended usage or any restrictions that may have been imposed on supported storage elements.
ClientSettableElementUsage		Optional	Indicates the intended usage or any restrictions that may have been imposed on the usage of client-settable elements.
SupportedStoragePoolUsage		Conditional	Conditional requirement: Support for the Storage Relocation profile. Indicates the intended usage or any restrictions that may have been imposed on storage pools.
ClientSettablePoolUsage		Conditional	Conditional requirement: Support for the Storage Relocation profile. Indicates the intended usage or any restrictions that may have been imposed on the usage of a client-settable storage pool.
MaximumElementCreateCount		Optional	Indicates the maximum number of elements that can be specified to be created in a single method call. If 0 or null, there is no limit.
MaximumElementDeleteCount		Conditional	Conditional requirement: Support for the Storage Relocation profile. Indicates the maximum number of elements that can be deleted in a single method call. If 0 or null, there is no limit.
MultipleElementCreateFeatures		Optional	Enumeration indicating features offered by the multiple element create method. "2" (Single instance creation indication).
MultipleElementDeleteFeatures		Optional	Enumeration indicating features offered by the multiple element delete method. "2" (Continue on nonexistent element) or "3" (Return error on nonexistent element).

Table 74 - SMI Referenced Properties/Methods for CIM_StorageConfigurationCapabilities (Global)

Properties	Flags	Requirement	Description & Notes
AutomaticPoolSelectionAllowed		Optional	If true, it indicates the implementation selects appropriate pools based on other supplied parameters to create elements. For example, based on supplied Goal.
GetElementNameCapabilities()		Optional	This method indicates if ElementName can be specified as a part of invoking an appropriate method of StorageConfigurationService to create a new element. Additionally, the returned data includes the methods that can be used to modify the ElementName of existing storage elements.

5.8.42 CIM_StorageConfigurationCapabilities (Primordial)

Created By: Static

Modified By: Static

Deleted By: Static

Requirement: Support for the Storage Relocation profile.

Table 75 describes class CIM_StorageConfigurationCapabilities (Primordial).

Table 75 - SMI Referenced Properties/Methods for CIM_StorageConfigurationCapabilities (Primordial)

Properties	Flags	Requirement	Description & Notes
InstanceID		Mandatory	
ElementName		Mandatory	
SupportedStoragePoolFeatures		Optional	Lists what StorageConfigurationService functionalities are implemented. Matches 2 3 (InExtents or Single InPool).
SupportedSynchronousActions		Conditional	Conditional requirement: Support for the Storage Relocation profile. Lists what actions, invoked through StorageConfigurationService methods, shall not produce Concrete jobs. This version of the standard recognizes "2" (Storage Pool Creation), "12" (Storage Element from Element Creation) or "15" (StoragePool Usage Modification) or "17" (StorageVolume To StoragePool Relocation) or "18" (StoragePool To StoragePool Relocation) or "19" (StorageVolume To StorageExtent Relocation) or "20" (StoragePool To StorageExtent Relocation) or "21" (LogicalDisk To StorageExtent Relocation).
SupportedStorageElementTypes		Optional	Lists the type of storage elements that are supported by this implementation. If thin provisioning is supported, the ElementTypes may include 7 (ThinlyProvisionedAllocatedStoragePool), 8 (ThinlyProvisionedQuotaStoragePool), or 9 (ThinlyProvisionedLimitlessStoragePool).
SupportedAsynchronousActions		Conditional	Conditional requirement: Support for the Storage Relocation profile. Lists what actions, invoked through StorageConfigurationService methods, may produce Concrete jobs. This version of the standard recognizes "2" (Storage Pool Creation), "12" (Storage Element from Element Creation) or "15" (StoragePool Usage Modification) or "17" (StorageVolume To StoragePool Relocation) or "18" (StoragePool To StoragePool Relocation) or "19" (StorageVolume To StorageExtent Relocation) or "20" (StoragePool To StorageExtent Relocation) or "21" (LogicalDisk To StorageExtent Relocation) or "22" (Multiple Storage Element Creation) or "23" (Multiple Storage Element Return) or "24" (Storage Element from Multiple Pools Creation).

Table 75 - SMI Referenced Properties/Methods for CIM_StorageConfigurationCapabilities (Primordial)

Properties	Flags	Requirement	Description & Notes
SupportedStorageElementFeatures		Conditional	Conditional requirement: Support for the Storage Relocation profile. Lists actions supported through the invocation of StorageServiceService.CreateOrModifyElementFromStoragePool(). This version of the standard does not recognize any values for this property. For Primordial pools, this shall not contain 3 (StorageVolume Creation), 5 (StorageVolume Modification), 8 (LogicalDisk Creation) or 9 (LogicalDisk Modification) or 14 (StorageVolume To StoragePool Relocation) or 15 (StoragePool To StoragePool Relocation) or 16 (StorageVolume To StorageExtent Relocation) or 17 (StoragePool To StorageExtent Relocation) or 18 (LogicalDisk To StorageExtent Relocation).
SupportedStorageElementUsage		Optional	For Primordial StorageConfigurationCapabilities, this shall be NULL.
ClientSettableElementUsage		Optional	For Primordial StorageConfigurationCapabilities, this shall be NULL.
SupportedStoragePoolUsage		Conditional	Conditional requirement: Support for the Storage Relocation profile. Indicates the intended usage or any restrictions that may have been imposed on storage pools.
ClientSettablePoolUsage		Conditional	Conditional requirement: Support for the Storage Relocation profile. Indicates the intended usage or any restrictions that may have been imposed on the usage of a client-settable storage pool.

5.8.43 CIM_StorageConfigurationService

Created By: Static

Modified By: Static

Deleted By: Static

Requirement: Optional

Table 76 describes class CIM_StorageConfigurationService.

Table 76 - SMI Referenced Properties/Methods for CIM_StorageConfigurationService

Properties	Flags	Requirement	Description & Notes
SystemCreationClassName		Mandatory	
CreationClassName		Mandatory	
SystemName		Mandatory	
Name		Mandatory	
CreateOrModifyStoragePool()		Optional	Create (or modify) a StoragePool. A job may be created as well.
DeleteStoragePool()		Optional	Start a job to delete a StoragePool.
CreateOrModifyElementFromStoragePool()		Mandatory	Create or modify a storage element. A job may be created as well.
CreateElementsFromStoragePools()		Optional	Experimental. Create one or more storage elements. A job may be created as well.

Table 76 - SMI Referenced Properties/Methods for CIM_StorageConfigurationService

Properties	Flags	Requirement	Description & Notes
CreateOrModifyElementFromElements()		Optional	Create or modify a storage element using component StorageExtents of the Pool. A job may be created as well.
ReturnToStoragePool()		Mandatory	Release the capacity represented by this storage element back to the Pool.
ReturnElementsToStoragePool()		Optional	Experimental. Release the capacity represented by one or more storage elements back to the Pool.
RequestUsageChange()		Optional	Allows a client to change the Usage for the element.
GetElementsBasedOnUsage()		Optional	Allows a client to retrieve elements for a specialized Usage.

5.8.44 CIM_StoragePool (Concrete)

Created By: Extrinsic: StorageConfigurationService.CreateOrModifyStoragePool

Modified By: Extrinsic: StorageConfigurationService.CreateOrModifyStoragePool

Deleted By: Extrinsic: StorageConfigurationService.DeleteStoragePool

Requirement: Mandatory

Table 77 describes class CIM_StoragePool (Concrete).

Table 77 - SMI Referenced Properties/Methods for CIM_StoragePool (Concrete)

Properties	Flags	Requirement	Description & Notes
Primordial		Mandatory	Shall be false.
InstanceID		Mandatory	
ElementName		Optional	
PoolID		Mandatory	A unique name in the context of this system that identifies this Pool.
OperationalStatus		Conditional	Experimental. Conditional requirement: Support for the Storage Relocation profile. Value shall be 2 3 6 15 (OK or Degraded or Error or Dormant). In addition, the secondary OperationalStatus may be 19 (Relocating) with 2 3 15 (OK or Degraded or Dormant).
TotalManagedSpace		Mandatory	
RemainingManagedSpace		Mandatory	
Usage		Optional	The specialized usage intended for this element.
OtherUsageDescription		Optional	Set when Usage value is "Other".
ClientSettableUsage		Optional	Lists Usage values that can be set by a client for this element.
CapacityInMigratingSource		Optional	Experimental. The total capacity of extents migrating out from this storage pool.
CapacityInMigratingTarget		Optional	Experimental. The total capacity of extents migrating into this storage pool.
ElementsShareSpace		Optional	If true, it indicates elements allocated from the storage pool are sharing space from the storage pool. For example, multiple snapshots "allocated" from a storage pool, point to the same blocks of the storage pool. As another example, elements utilizing de-duplication technology refer to a shared copy of the data stored in the storage pool.

Table 77 - SMI Referenced Properties/Methods for CIM_StoragePool (Concrete)

Properties	Flags	Requirement	Description & Notes
ReservedSpace		Optional	The amount of capacity used by the storage pool to store information about the configuration of the storage pool. The space is not included in the TotalManagedSpace of the storage pool.
GetSupportedSizes()		Conditional	Conditional requirement: Support for StorageConfigurationService. List the discrete storage element sizes that can be created or expanded from this Pool.
GetSupportedSizeRange()		Conditional	Conditional requirement: Support for StorageConfigurationService. List the size ranges for storage element that can be created or expanded from this Pool.
GetAvailableExtents()		Optional	List the StorageExtents from this Pool that may be used to create or expand a storage element. The StorageExtents may not already be in use as supporting capacity for existing storage element.

5.8.45 CIM_StoragePool (Empty)

An empty StoragePool is a special case of a StoragePool where the StoragePool contains no capacity. All properties are supported as defined for the StoragePool (Concrete or Primordial), except that the empty StoragePool has TotalManagedSpace=0.

Created By: Extrinsic: StorageConfigurationService.CreateOrModifyStoragePool

Modified By: Extrinsic: StorageConfigurationService.CreateOrModifyStoragePool

Deleted By: Extrinsic: StorageConfigurationService.DeleteStoragePool

Requirement: Optional

Table 78 describes class CIM_StoragePool (Empty).

Table 78 - SMI Referenced Properties/Methods for CIM_StoragePool (Empty)

Properties	Flags	Requirement	Description & Notes
Primordial		Mandatory	This may be either true or false. That is, both concrete and primordial StoragePools may be empty.
InstanceID		Mandatory	
ElementName		Optional	
PoolID		Mandatory	
OperationalStatus		Conditional	Experimental. Conditional requirement: Support for the Storage Relocation profile. Value shall be 2 3 6 15 (OK or Degraded or Error or Dormant). In addition, the secondary OperationalStatus may be 19 (Relocating) with 2 3 15 (OK or Degraded or Dormant).
TotalManagedSpace		Mandatory	This shall be 0 for an empty StoragePool.
RemainingManagedSpace		Mandatory	
Usage		Optional	
OtherUsageDescription		Optional	
ClientSettableUsage		Optional	
CapacityInMigratingSource		Optional	Experimental. The total capacity of extents migrating out from this storage pool.
CapacityInMigratingTarget		Optional	Experimental. The total capacity of extents migrating into this storage pool.
GetSupportedSizes()		Conditional	Conditional requirement: Support for StorageConfigurationService.

Table 78 - SMI Referenced Properties/Methods for CIM_StoragePool (Empty)

Properties	Flags	Requirement	Description & Notes
GetSupportedSizeRange()		Conditional	Conditional requirement: Support for StorageConfigurationService.
GetAvailableExtents()		Optional	

5.8.46 CIM_StoragePool (Primordial)

Created By: Static

Modified By: Static

Deleted By: Static

Requirement: Mandatory

Table 79 describes class CIM_StoragePool (Primordial).

Table 79 - SMI Referenced Properties/Methods for CIM_StoragePool (Primordial)

Properties	Flags	Requirement	Description & Notes
Primordial		Mandatory	Shall be true.
InstanceID		Mandatory	
ElementName		Optional	
PoolID		Mandatory	A unique name in the context of this system that identifies this Pool.
OperationalStatus		Conditional	Experimental. Conditional requirement: Support for the Storage Relocation profile. Value shall be 2 3 6 15 (OK or Degraded or Error or Dormant). In addition, the secondary OperationalStatus may be 19 (Relocating) with 2 3 15 (OK or Degraded or Dormant).
TotalManagedSpace		Mandatory	
RemainingManagedSpace		Mandatory	
Usage		Optional	The specialized usage intended for this element.
OtherUsageDescription		Optional	Set when Usage value is "Other".
ClientSettableUsage		Optional	Lists Usage values that can be set by a client for this element.
CapacityInMigratingSource		Optional	Experimental. The total capacity of extents migrating out from this storage pool.
CapacityInMigratingTarget		Optional	Experimental. The total capacity of extents migrating into this storage pool.
ReservedSpace		Optional	The amount of capacity used by the storage pool to store information about the configuration of the storage pool. The space is not included in the TotalManagedSpace of the storage pool.
GetSupportedSizes()		Conditional	Conditional requirement: Support for StorageConfigurationService. List the discrete storage element sizes that can be created or expanded from this Pool.
GetSupportedSizeRange()		Conditional	Conditional requirement: Support for StorageConfigurationService. List the size ranges for storage element that can be created or expanded from this Pool.
GetAvailableExtents()		Optional	List the StorageExtents from this Pool that may be used to create or expand a storage element. The StorageExtents may not already be in use as supporting capacity for existing storage element.

5.8.47 CIM_StorageSetting

Created By: Extrinsic: StorageCapabilities.CreateSetting

Modified By: Static

Deleted By: Static

Requirement: Mandatory

Table 80 describes class CIM_StorageSetting.

Table 80 - SMI Referenced Properties/Methods for CIM_StorageSetting

Properties	Flags	Requirement	Description & Notes
InstanceID		Mandatory	
ElementName		Mandatory	The user-friendly name for this instance of SettingData. In addition, the user-friendly name can be used as a index property for a search of query. (Note: Name does not have to be unique within a namespace.)
NoSinglePointOfFailure		Mandatory	Indicates the desired value for No Single Point of Failure. Possible values are false = single point of failure, and true = no single point of failure.
DataRedundancyMin		Mandatory	DataRedundancyMin describes the minimum number of complete copies of data to be maintained. Examples would be RAID 5 where 1 copy is maintained and RAID 1 where 2 or more copies are maintained. Possible values are 1 to n.
DataRedundancyMax		Mandatory	DataRedundancyMax describes the maximum number of complete copies of data to be maintained. Examples would be RAID 5 where 1 copy is maintained and RAID 1 where 2 or more copies are maintained. Possible values are 1 to n.
DataRedundancyGoal		Mandatory	
PackageRedundancyMin		Mandatory	PackageRedundancyMin describes the minimum number of spindles or logical devices to be used. Package redundancy describes how many disk spindles or logical devices can fail without data loss including, at most, one spare. Examples would be RAID5 with a Package Redundancy of 1, RAID6 with 2. Possible values are 0 to n.
PackageRedundancyMax		Mandatory	PackageRedundancyMax describes the maximum number of spindles or logical devices to be used. Package redundancy describes how many disk spindles or logical devices can fail without data loss including, at most, one spare. Examples would be RAID5 with a Package Redundancy of 1, RAID6 with 2. Possible values are 0 to n.
PackageRedundancyGoal		Mandatory	
ExtentStripeLength		Optional	ExtentStripeLength describes the desired stripe length goal.
ExtentStripeLengthMin		Optional	ExtentStripeLengthMin describes the minimum acceptable stripe length.
ExtentStripeLengthMax		Optional	ExtentStripeLengthMax describes the maximum acceptable stripe length.
ParityLayout		Optional	ParityLayout describes the desired parity layout. The value may be 1 or 2 (Non-rotated Parity or Rotated Parity).
UserDataStripeDepth		Optional	UserDataStripeDepth describes the desired stripe depth.
UserDataStripeDepthMin		Optional	UserDataStripeDepthMin describes the minimum acceptable stripe depth.
UserDataStripeDepthMax		Optional	UserDataStripeDepthMax describes the maximum acceptable stripe depth.

Table 80 - SMI Referenced Properties/Methods for CIM_StorageSetting

Properties	Flags	Requirement	Description & Notes
ChangeableType		Mandatory	This property informs a client if the setting can be modified. It also tells the client how long this setting is expected to remain in the model. If the implementation allows it, the client can use the property to request that the setting's existence be not transient.
StorageExtentInitialUsage		Optional	The Usage value to be used when creating a new storage element.
StoragePoolInitialUsage		Optional	The Usage value to be used when creating a new storage pool.
DiskType		Optional	Experimental. Enumeration indicating the type of DiskDrive wanted. (0)Dont care, (1)Other, (2)Hard Disk Drive, (3)Solid State Drive, (4)Hybrid.
InterconnectType		Optional	Experimental. Enumeration indicating the type of disk interconnection wanted.".
InterconnectSpeed		Optional	Experimental. The speed of disk interconnection wanted in bits/second. Value of 0 means dont care.
FormFactor		Optional	Experimental. Enumeration indicating the physical size of drive wanted.".
RPM		Optional	Experimental. The rotational speed of disk media wanted. A value of 0xffffffff means dont care. A value of 0 specifies a SSD drive.
Encryption		Optional	Experimental. This property reflects support of the encryption feature wanted.
PortType		Optional	Experimental.
CompressionRate		Optional	Experimental. CompressionRate Indicates the desired compression for a storage element. The possible values are '1' (None), '2' (High), '3' (Medium), '4' (Low) or '5' (Implementation Decides).
CompressedElement		Optional	Experimental. CompressedElement property indicates whether or not compression of the element is being requested. When set to true, compression is being requested. When set to false, compression is not being requested.

5.8.48 CIM_StorageSettingWithHints

Created By: Static

Modified By: Static

Deleted By: Static

Requirement: Optional

Table 81 describes class CIM_StorageSettingWithHints.

Table 81 - SMI Referenced Properties/Methods for CIM_StorageSettingWithHints

Properties	Flags	Requirement	Description & Notes
InstanceID		Mandatory	
ElementName		Mandatory	The user-friendly name for this instance of SettingData. In addition, the user-friendly name can be used as a index property for a search of query. (Note: Name does not have to be unique within a namespace.).
NoSinglePointOfFailure		Mandatory	
DataRedundancyMin		Mandatory	

Table 81 - SMI Referenced Properties/Methods for CIM_StorageSettingWithHints

Properties	Flags	Requirement	Description & Notes
DataRedundancyMax		Mandatory	
DataRedundancyGoal		Mandatory	
PackageRedundancyMin		Mandatory	
PackageRedundancyMax		Mandatory	
PackageRedundancyGoal		Mandatory	
ExtentStripeLength		Optional	
ExtentStripeLengthMin		Optional	
ExtentStripeLengthMax		Optional	
ParityLayout		Optional	
UserDataStripeDepth		Optional	
UserDataStripeDepthMin		Optional	
UserDataStripeDepthMax		Optional	
StorageExtentInitialUsage		Optional	
StoragePoolInitialUsage		Optional	
DataAvailabilityHint		Mandatory	This hint is an indication from a client of the importance placed on data availability. Values are 0=Don't Care to 10=Very Important.
AccessRandomnessHint		Mandatory	This hint is an indication from a client of the randomness of accesses. Values are 0=Entirely Sequential to 10=Entirely Random.
AccessDirectionHint		Mandatory	This hint is an indication from a client of the direction of accesses. Values are 0=Entirely Read to 10=Entirely Write.
AccessSizeHint		Mandatory	This hint is an indication from a client of the optimal access sizes. Several sizes can be specified. Units("Megabytes").
AccessLatencyHint		Mandatory	This hint is an indication from a client how important access latency is. Values are 0=Don't Care to 10=Very Important.
AccessBandwidthWeight		Mandatory	This hint is an indication from a client of bandwidth prioritization. Values are 0=Don't Care to 10=Very Important.
StorageCostHint		Mandatory	This hint is an indication of the importance the client places on the cost of storage. Values are 0=Don't Care to 10=Very Important. A StorageVolume provider might choose to place data on low cost or high cost drives based on this parameter.
StorageEfficiencyHint		Mandatory	This hint is an indication of the importance placed on storage efficiency by the client. Values are 0=Don't Care to 10=Very Important. A StorageVolume provider might choose different RAID levels based on this hint.
ChangeableType		Mandatory	

5.8.49 CIM_StorageSettingsAssociatedToCapabilities

Created By: Static

Modified By: Static

Deleted By: Static

Requirement: Optional

Table 82 describes class CIM_StorageSettingsAssociatedToCapabilities.

Table 82 - SMI Referenced Properties/Methods for CIM_StorageSettingsAssociatedToCapabilities

Properties	Flags	Requirement	Description & Notes
DefaultSetting		Mandatory	This boolean designates the setting that will be used if the CreateSetting() method is called with providing the NewSetting parameter. However, some implementations may require that the NewSetting parameter be non null. There may be only one default setting per the combination of StorageCapabilities and associated StoragePool as associated through ElementCapabilities.
Dependent		Mandatory	The StorageSetting reference.
Antecedent		Mandatory	The StorageCapabilities reference.

5.8.50 CIM_StorageSettingsGeneratedFromCapabilities

Created By: Extrinsic: CreateSetting

Modified By: Static

Deleted By: Static

Requirement: Support for StorageConfigurationService.

Table 83 describes class CIM_StorageSettingsGeneratedFromCapabilities.

Table 83 - SMI Referenced Properties/Methods for CIM_StorageSettingsGeneratedFromCapabilities

Properties	Flags	Requirement	Description & Notes
Dependent		Mandatory	The StorageSetting reference.
Antecedent		Mandatory	The StorageCapabilities reference.

5.8.51 CIM_StorageVolume

Created By: Static

Modified By: Static

Deleted By: Extrinsic: StorageConfigurationService.ReturnToStoragePool

Requirement: Referenced from Array - StorageVolume is mandatory or Referenced from Storage Virtualizer - StorageVolume is mandatory or Referenced from Host Hardware RAID Controller - StorageVolume is mandatory.

Table 84 describes class CIM_StorageVolume.

Table 84 - SMI Referenced Properties/Methods for CIM_StorageVolume

Properties	Flags	Requirement	Description & Notes
SystemCreationClassName		Mandatory	
SystemName		Mandatory	

Table 84 - SMI Referenced Properties/Methods for CIM_StorageVolume

Properties	Flags	Requirement	Description & Notes
CreationClassName		Mandatory	
DeviceID		Mandatory	Opaque identifier.
ElementName		Optional	User-friendly name.
Name	CD	Mandatory	Identifier for this volume; based of datapath standards such as SCSI or ATAPI.
OtherIdentifyingInfo	CD	Optional	Additional correlatable names.
IdentifyingDescriptions		Conditional	Conditional Requirement: Mandatory if OtherIdentifyingInfo is provided
NameFormat		Mandatory	The type of identifier in the Name property. The valid values for StorageVolumes are: 1 (Other) 2 (VPD83NAA6) 3 (VPD83NAA5) 4 (VPD83Type2) 5 (VPD83Type1) 6 (VPD83Type0) 7 (SNVM) 8 (NodeWWN) 9 (NAA) 10 (EUI64) 11 (T10VID).
NameNamespace		Mandatory	The namespace that defines uniqueness for the NameFormat.
ExtentStatus		Mandatory	
OperationalStatus		Mandatory	Value shall be 2 3 6 8 15 (OK or Degraded or Error or Starting or Dormant). In addition, the secondary OperationalStatus may be 19 (Relocating) with 2 3 15 (OK or Degraded or Dormant).
BlockSize		Mandatory	
NumberOfBlocks		Mandatory	The number of blocks of capacity consumed from the parent StoragePool.
ConsumableBlocks		Mandatory	The number of blocks usable by consumers.
IsBasedOnUnderlyingRedundancy		Mandatory	
NoSinglePointOfFailure		Mandatory	
DataRedundancy		Mandatory	
PackageRedundancy		Mandatory	
DeltaReservation		Mandatory	
Usage		Optional	The specialized usage intended for this element.
OtherUsageDescription		Optional	Set when Usage value is "Other".
ClientSettableUsage		Optional	Lists Usage values that can be set by a client for this element.
Primordial		Mandatory	Shall be false.

Table 84 - SMI Referenced Properties/Methods for CIM_StorageVolume

Properties	Flags	Requirement	Description & Notes
ExtentDiscriminator		Mandatory	Experimental. This is an array of values that shall contain 'SNIA:Allocated'.
CanDelete		Optional	Experimental. Indicates if the volume is able to be deleted by a client application.
NumExtentsMigrating		Optional	Experimental. The number of Extents in the process of migrating for this storage volume when the volume relocation is on going.
IsCompressed		Optional	Experimental. IsCompressed identifies whether or not compression is being applied to the volume. When set to "true" the data is compressed. When set to "false" the data is not compressed.
CompressionRate		Optional	Experimental. CompressionRate identifies whether or not compression is being applied to the volume and at what rate. The possible values are '1' (None), '2' (High), '3' (Medium) or '4' (Low).
CompressionState		Optional	Experimental. CompressionState indicates whether the compression is '2' (pending), '3' (initializing), '4' (in progress) or '5' (completed). If compression is not supported (CompressionRate='1') for the volume, the CompressionState shall be '1' (Not Applicable).

5.8.52 CIM_SystemDevice (System to StorageVolume or LogicalDisk)

Created By: Static

Modified By: Static

Deleted By: Extrinsic: StorageConfigurationService.ReturnToStoragePool

Requirement: Mandatory

Table 85 describes class CIM_SystemDevice (System to StorageVolume or LogicalDisk).

Table 85 - SMI Referenced Properties/Methods for CIM_SystemDevice (System to StorageVolume or LogicalDisk)

Properties	Flags	Requirement	Description & Notes
PartComponent		Mandatory	
GroupComponent		Mandatory	

STABLE

Block Services Package

EXPERIMENTAL
Clause 6: Block Storage Views Profile**6.1 Description****6.1.1 Synopsis****Profile Name:** Block Storage Views (Component Profile)**Version:** 1.6.0**Organization:** SNIA**CIM Schema Version:** 2.29

Table 86 describes the related profiles for Block Storage Views.

Table 86 - Related Profiles for Block Storage Views

Profile Name	Organization	Version	Requirement	Description
Block Services	SNIA	1.6.1	Conditional	Conditional requirement: Required if the array property CIM_ViewCapabilities.SupportedViews contains the string "SNIA:VolumeView" (and the Block Service Package is implemented).
Block Server Performance	SNIA	1.6.1	Conditional	
Disk Drive Lite	SNIA	1.6.0	Conditional	Conditional requirement: Required if the array property CIM_ViewCapabilities.SupportedViews contains the string "SNIA:DiskDriveView" (and the Disk Drive Lite Profile is implemented).
Masking and Mapping	SNIA	1.4.0	Conditional	
Extent Composition	SNIA	1.6.0	Conditional	Conditional requirement: Required if the array property CIM_ViewCapabilities.SupportedViews contains the string "SNIA:VolumeView" and Extent Composition is implemented.
Copy Services	SNIA	1.5.0	Conditional	Conditional requirement: Required if the array property CIM_ViewCapabilities.SupportedViews contains the string "SNIA:ReplicaPairView" (and the Copy Services Profile is implemented).

Central Class: CIM_ViewCapabilities

Scoping Class: CIM_ComputerSystem

6.1.2 Overview

This Profile specifies View Classes for the Array, Storage Virtualizer, Host Hardware RAID Controller and Volume Management Profiles.

The view classes provide an optimization of retrieval of information provided by multiple (associated) instances in a Profile. There is no support for update of view classes instances. Update of a view class instance can only be accomplished by updating the base class instances from which the view is derived.

6.1.2.1 Goals of View Classes

6.1.2.1.1 Goals that View Classes are intended to address are

- Get more data in one call to CIM Server.

The CIM model for arrays and Storage Virtualizers involve a lot of classes and associations. The objective is to allow discovery of the array model using View Classes with a reduction in the number of association traversals required.

- Allow providers to optimize the Request.

In many cases, the data represented by a View Class is actually kept (and returned) by a device as one entity. When the "normalized" CIM model is traversed many calls are made to retrieve that one entity. The provider takes the data from the one entity and carves it up for each CIM request. In many cases this involves retrieving the same entity multiple times. The objective is to allow a Provider to return the single entity in one SMI-S request (for data that is typically kept together by the device).

6.1.2.1.2 Additional Goals

- Do more things in one call to CIM Server.

An example would be retrieval or discovery of model information with fewer calls. However, this goal also extends to updating the CIM model (e.g., configuration actions). The View Classes are NOT intended to help in the latter case. However, View Classes should facilitate access to underlying classes in support of configuration operations.

It is important to note that the View Classes were based directly on experiences relating to the scalability and performance of SMI-S real-world implementations. The focus is on improving performance in large configurations (e.g. thousands of volumes and thousands of disk drives).

6.1.2.2 Specific Requirements and Objectives of View Classes

6.1.2.2.1 Pre-defined View Classes

In order to gain the desired performance advantage, it is felt that view classes would have to be pre-defined (in SMI-S) to allow provider optimization of the requested information.

- Enable Associator Calls to View Class instances.

It should be possible to retrieve a View Class by an associators call to the class.

However, it is desired that the association should be clearly distinguished from existing associations on the base classes.

- Enable Associator Calls from View Class instances.

It should be possible to get related classes (e.g., base classes) from the View Class by using associator calls.

Again, the associations used should be clearly distinguished from existing associations on the base classes.

6.1.2.2.2 Specific Views requested

- Getting asset information
- Mix of StorageVolume with LUN Mapping & Masking
- Getting port information (with endpoints) or ports & volumes
- Hardware ID & StorageVolumes
- Disk drive view
- Volumes & Settings
- Extent Composition
- Privilege Hierarchy
- Hardware ID <-> StorageVolume

Most of these requests are addressed by this Profile.

- Allow View Classes to be used where real classes would

This certainly includes "read" intrinsics and as parameters of Extrinsics

However, at this time "Write" intrinsic support is deferred and use in Extrinsics (as IN or OUT parameters) is not covered in this release of SMI-S.

6.1.2.2.3 Support Life Cycle Indications on View Classes

This requirement is being deferred for considered in a future release of SMI-S.

6.1.3 Class Diagram for Block Storage Views View Classes

Figure 25: "Class diagram for managed element Block Storage View Classes" illustrates the class diagram for view classes that cover managed elements.

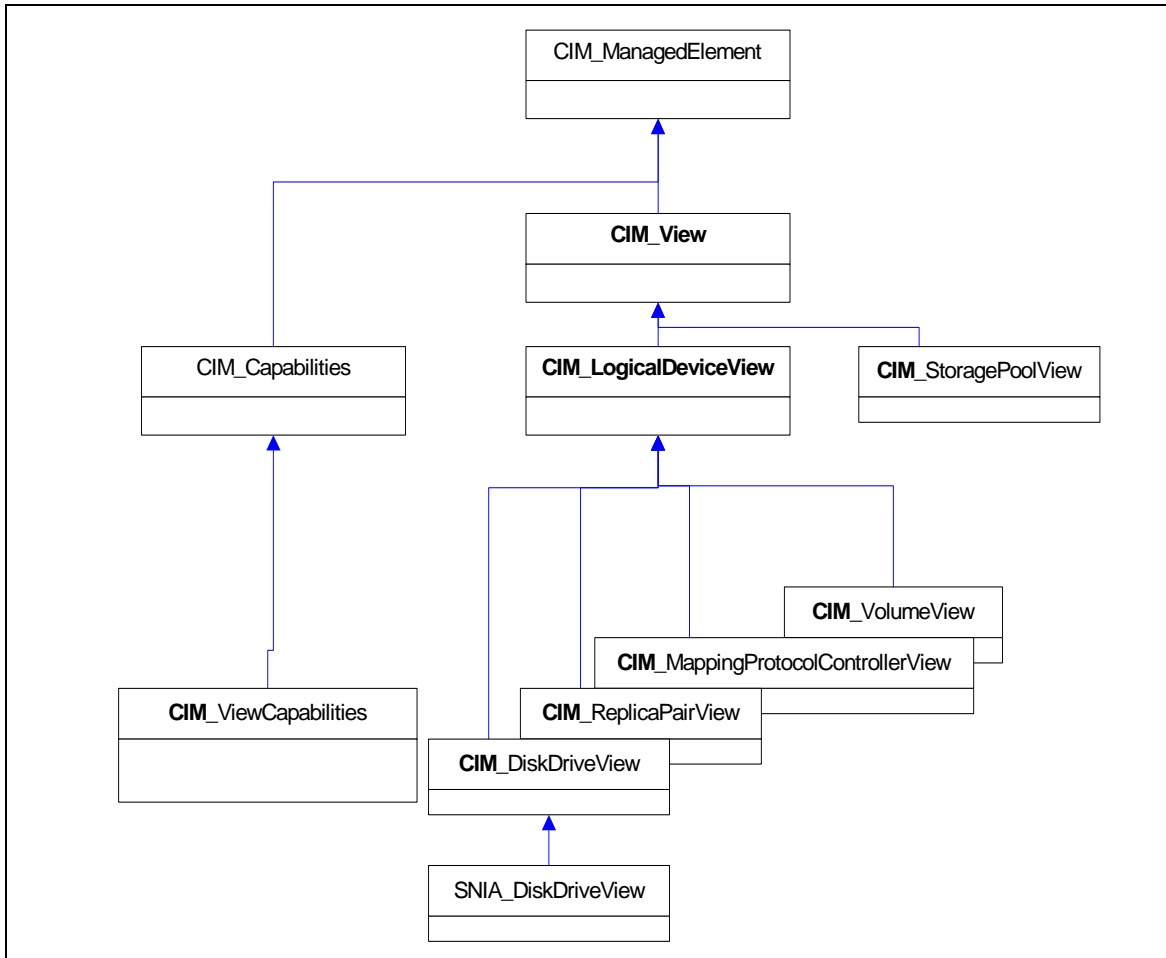


Figure 25 - Class diagram for managed element Block Storage View Classes

The view classes that represent managed elements (e.g., VolumeView and DiskDriveView) inherit from CIM_View. CIM_StoragePoolView inherits directly from CIM_View, while the other managed element view classes (e.g., VolumeView and DiskDriveView) are subclassed from CIM_LogicalDeviceView. The ViewCapabilities inherits from CIM_Capabilities.

Figure 26: "Class diagram for view associations" shows the class diagram for view associations.

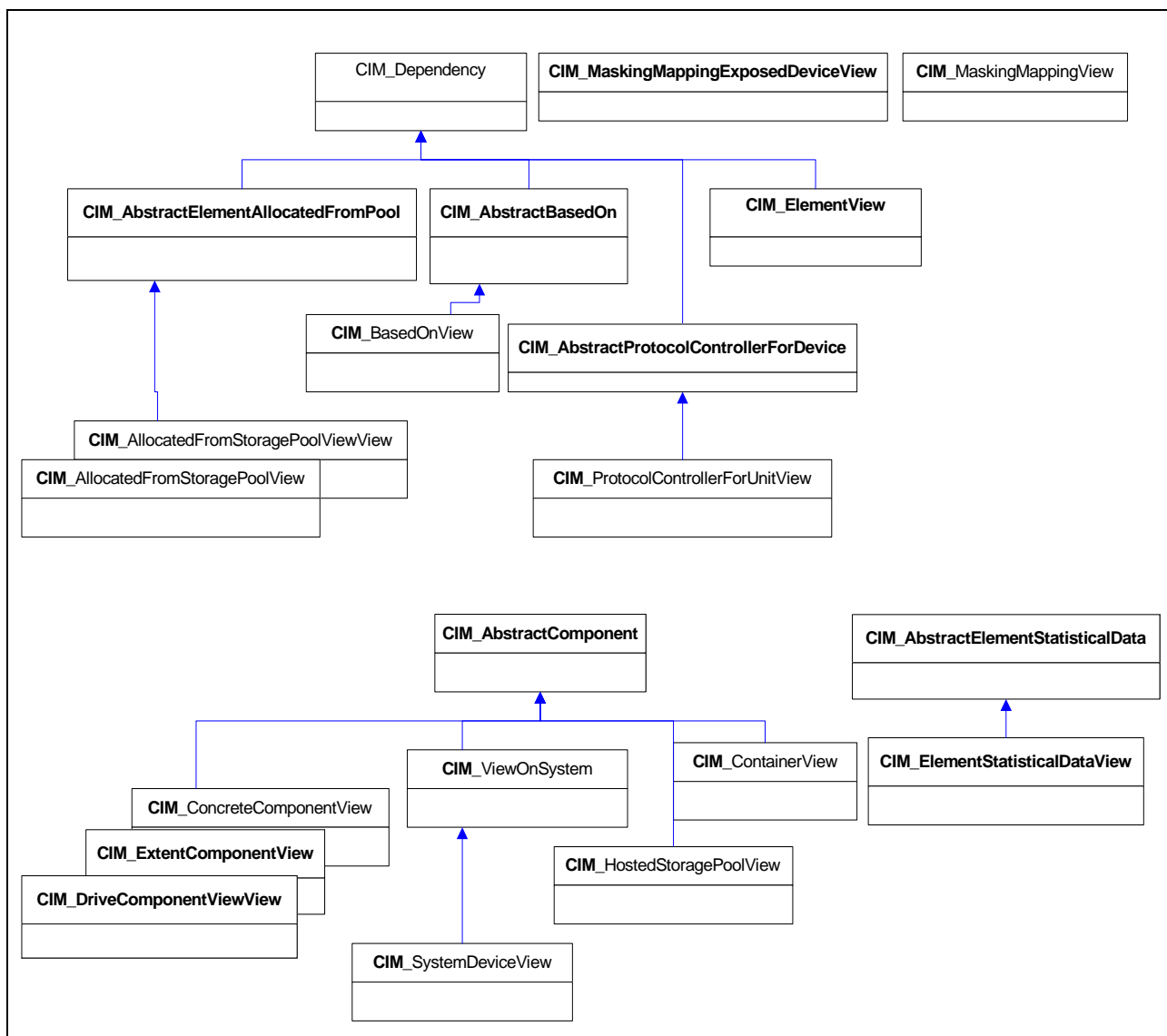


Figure 26 - Class diagram for view associations

There are five types of associations defined in Figure 26: "Class diagram for view associations":

- **CIM_ElementTypeView** - This associates a managed element view to the base instances from which it is derived
- **Bridge Associations** - These are associations that bridge between the view of the model and related instances in the normalized model. **CIM_AllocatedFromStoragePoolView**, **CIM_BasedOnView**, **CIM_ProtocolControllerForUnitView**, **CIM_ConcreteComponentView**, **CIM_ExtentComponentView**, **CIM_ContainerView** and **CIM_ElementStatisticalDataView** are examples of bridge associations
- **Scoping Associations** - These are special cases of bridge associations. They association a view instance with the scoping system in the normalized model. **CIM_SystemDeviceView** and **CIM_HostedStoragePoolView** are examples of scoping associations.
- **Short cut Associations** - These are go between two (or more) classes in the normalized model. The normalized model is a more complicated network of associations. The short cut associations reduce the association traversals needed to get between the normalized class instances. The

CIM_MaskingMappingExposedDeviceView and the MaskingMapView are examples of short cut associations.

- View Associations - These are associations between two views. These allow discovery by traversing view classes. CIM_AllocatedFromStoragePoolViewView and CIM_DriveComponentViewView are examples of view associations.

6.1.4 Implementation

6.1.4.1 View Class Capabilities

The implementation shall identify which view classes are implemented using a set of conditions. The model for determining whether or not the Block Storage Views Profile is supported and which views are supported is illustrated in Figure 27: "Block Storage View Class Capabilities".

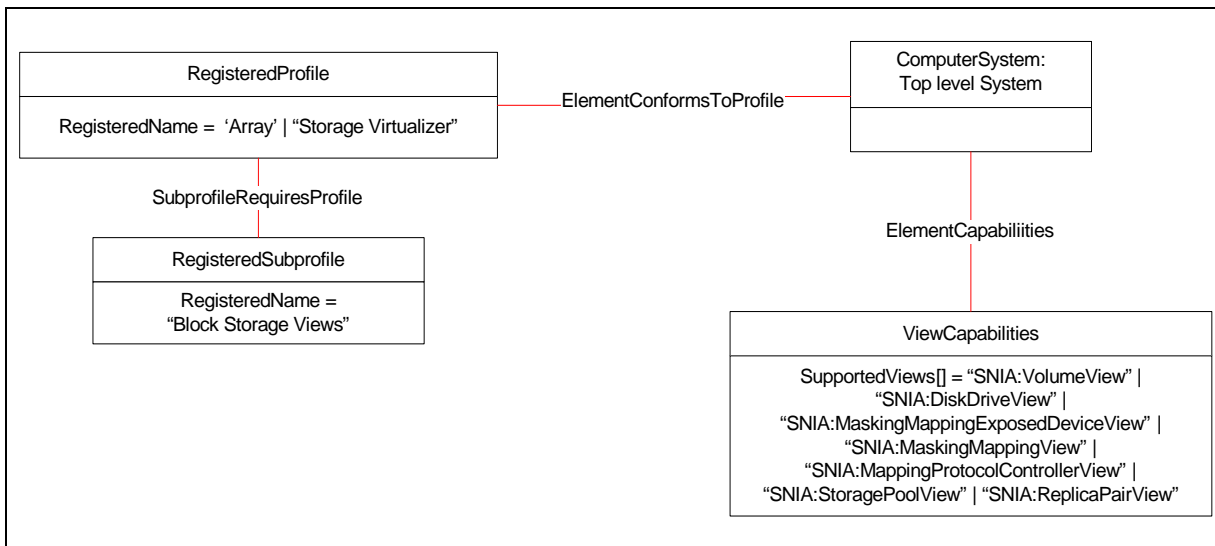


Figure 27 - Block Storage View Class Capabilities

First a client may determine whether or not a profile implementation has implemented any view classes by looking for a RegisteredSubprofile with a RegisteredName of "Block Storage Views". If this RegisteredSubprofile exists then the profile supports some number of view classes.

Next a client would be able to determine which view classes are supported by an implementation by following the ElementConformsToProfile to the top level system and then following the ElementCapabilities from that system to the CIM_ViewCapabilities instance. There shall be one instance of the CIM_ViewCapabilities class if the profile supports the Block Storage Views Subprofile. The CIM_ViewCapabilities instance shall have an array of strings that identify the view classes that are supported. For example, if the SupportedViews array includes the "SNIA:VolumeView" string, then the VolumeView class shall be supported.

6.1.4.2 Storage Volume Views

6.1.4.2.1 CIM_VolumeView and related associations

Figure 28: "VolumeView and related associations" illustrates the CIM_VolumeView and related associations.

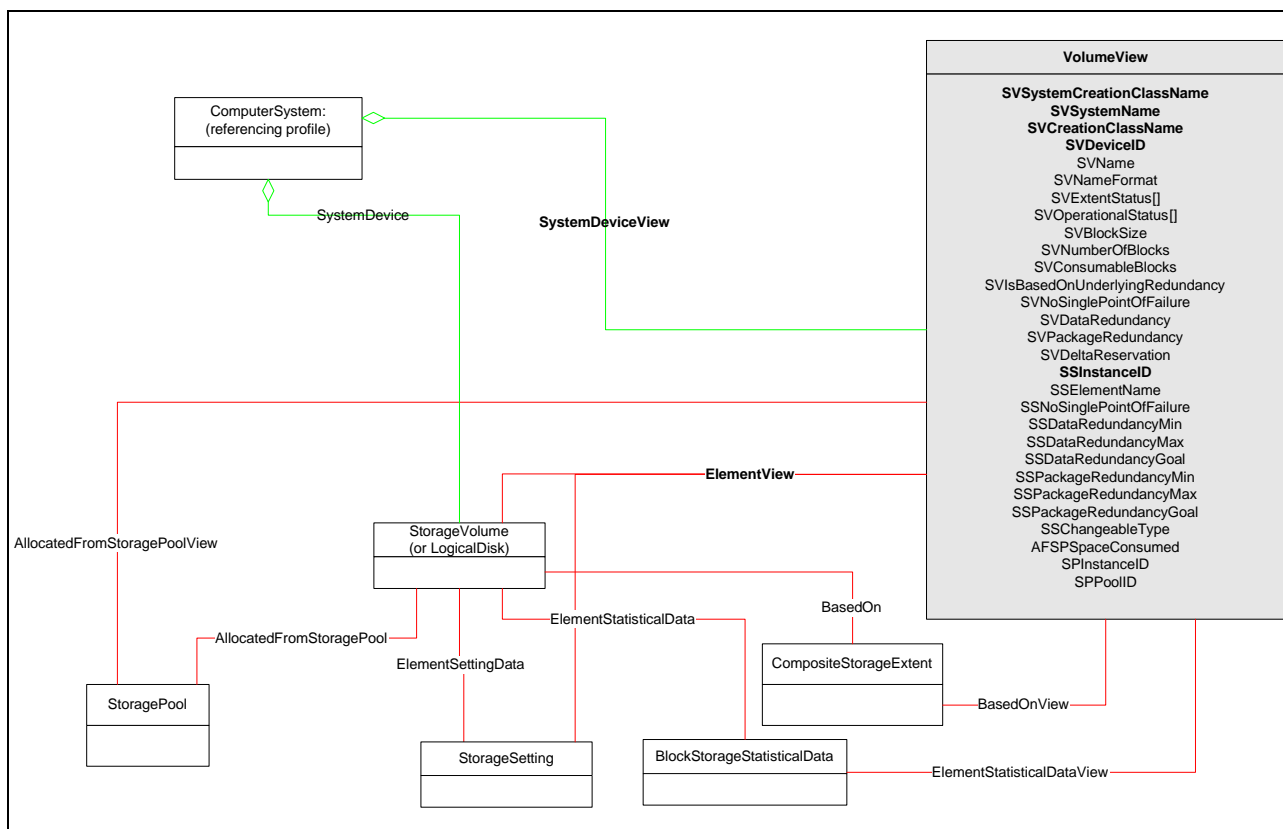


Figure 28 - VolumeView and related associations

The VolumeView is composed of information drawn from the following base classes:

- StorageVolume (or LogicalDisk)
- StorageSetting
- AllocatedFromStoragePool
- StoragePool

The keys for the VolumeView are the StorageVolume and StoragePool keys from the base StorageVolume and StoragePool instances. There will be one instance of VolumeView for each instance of StorageVolume if the StorageVolume is allocated from one StoragePool. If a StorageVolume is allocated from multiple StoragePools (e.g., Composite Volumes), there will be one instance of StorageVolume for each StoragePool from which the StorageVolume is allocated.

The information drawn from the AllocatedFromStoragePool association is the SpaceConsumed property. The properties from all other base classes shall be supported, but may be null.

6.1.4.2.2 Mandatory, Conditional and Optional Properties of VolumeView

Properties that are mandatory in the mandatory base classes are mandatory in the VolumeView class. Properties that are Conditional in the base classes are conditional in the VolumeView class. Properties that are mandatory in optional (base) classes (CompositeExtent) are "conditional" in the VolumeView. If an optional base class is not supported by the referencing profile (e.g., Array) implementation, these properties of those classes shall be present, but shall be null.

Properties in the base classes that are optional in the base class are optional in the VolumeView.

EXPERIMENTAL

The CIM_VolumeView includes the experimental SVCanDelete and SVIsComposite properties which are picked up from the CanDelete and SVIsComposite properties of CIM_StorageVolume.

EXPERIMENTAL

6.1.4.2.3 Associations on VolumeView

The VolumeView is "read only." Access to base class instances on which the view is based can be updated (e.g., StorageVolume and StorageSetting) from the CIM_VolumeView instance by accessing the base instances via the ElementView association.

In addition to the VolumeView there are four associations that support association traversal to (or from) instances of the VolumeView:

6.1.4.2.3.1 SystemDeviceView

From the scoping CIM_ComputerSystem instance a client will be able to find the VolumeView instances associated to the ComputerSystem via the SystemDeviceView association. This will return the VolumeViews that correspond to the StorageVolumes (or LogicalDisks) that would be found via association traversal from the ComputerSystem to the StorageVolumes (or LogicalDisks) via the SystemDevice association.

6.1.4.2.3.2 AllocatedFromStoragePoolView

From the VolumeView instance, the client can find the StoragePool instance by following the AllocatedFromStoragePoolView association. Note that for one VolumeView instance, there may be one or more StoragePools (that is, for Composite Volumes that draw from multiple StoragePools, there would be multiple VolumeView instances that represent the composite volume).

6.1.4.2.3.3 BasedOnView

From the VolumeView instance, the client can find the StorageExtent(s) on which the StorageVolume (or LogicalDisk) is based by following the BasedOnView.

Similarly, from a "top level" StorageExtent instance, a client can find the VolumeView instance(s) that are based on that StorageExtent.

6.1.4.2.3.4 ElementStatisticalDataView

From the VolumeView instance, the client can find the BlockStorageStatisticalData instance for the StorageVolume or LogicalDisk of the VolumeView by following the ElementStatisticalDataView association.

6.1.4.3 Disk Drive Views

Figure 29: "DiskDriveView and related associations" illustrates the DiskDriveView class and related associations.

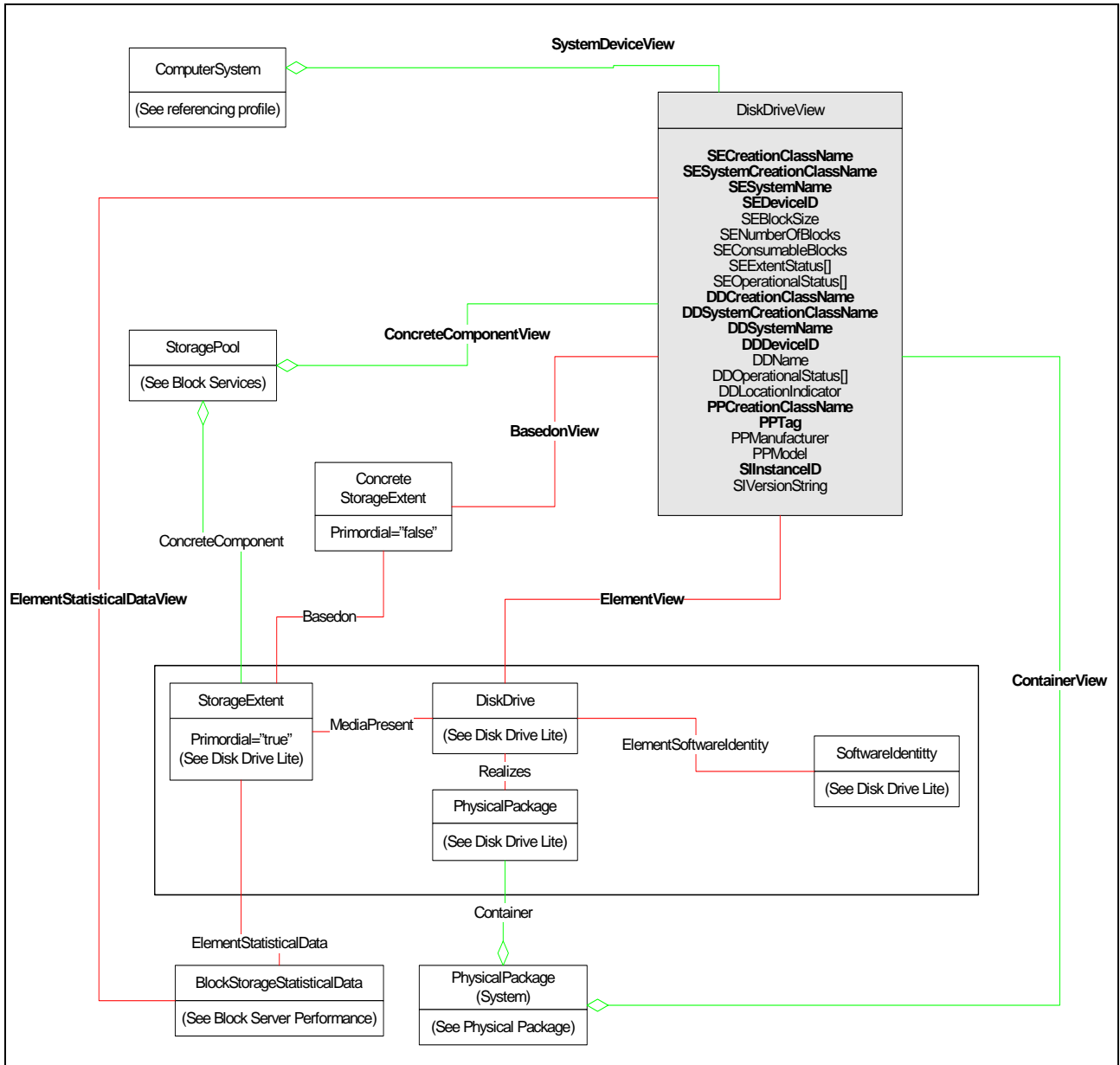


Figure 29 - DiskDriveView and related associations

The DiskDriveView is composed of information drawn from the following base classes:

- StorageExtent
- DiskDrive
- PhysicalPackage
- SoftwareIdentity (conditional)
- LogicalPort (Optional)

The keys for the DiskDriveView are the keys of the DiskDrive base class. There will be one instance of CIM_DiskDriveView for each instance of a Disk Drive (primordial).

6.1.4.3.1 Mandatory, Conditional and Optional Properties of DiskDriveView

The properties from base classes shall be supported, but may be null. Properties that are mandatory in mandatory base classes are mandatory in the DiskDriveView class. Properties that are conditional in a base class are conditional in the DiskDriveView class. Properties that are mandatory in optional (base) classes (BlockStorageStatisticalData and SoftwareIdentity) are also "conditional" in the DiskDriveView. If an optional base class is not supported by the referencing profile (e.g., Array) implementation, these properties of those classes shall be present but shall be null.

Properties in the base classes that are optional in the base class are optional in the DiskDriveView.

EXPERIMENTAL

The DiskDriveView includes an optional array property (LPPortType) to hold the PortTypes for the target ports for the DiskDrive.

In addition to the CIM_DiskDriveView, this profile also defines a SNIA_DiskDriveView subclass of CIM_DiskDriveView. The SNIA_DiskDriveView is derived from SNIA_DiskDrive, rather than CIM_DiskDrive. The SNIA_DiskDriveView includes a DDDiskType, DDFormFactor and DDEncryption properties which are picked up from the corresponding properties of SNIA_DiskDrive.

EXPERIMENTAL

6.1.4.3.2 Associations on DiskDriveView

The DiskDriveView is "read only." In order to support update of information in the DiskDriveView instance, it would be necessary to update the class instances on which it is based. An association ElementView is provided to the DiskDrive instance.

NOTE The ElementView association is only provided to base instances that can be modified.

In addition to the DiskDriveView there are 5 associations that support association traversal to (or from) instances of the DiskDriveView:

6.1.4.3.2.1 ConcreteComponentView (mandatory if the DiskDriveView is implemented)

From a primordial StoragePool instance a client will be able to find the DiskDriveViews associated to the StoragePool via the ConcreteComponentView. This will return the DiskDriveView instances that correspond to the Disk Drive StorageExtents that would be found via association traversal from the StoragePool to the StorageExtents via ConcreteComponent association.

Similarly, if the client has a DiskDriveView instance, the client can find the primordial StoragePool to which the drive is assigned by following the ConcreteComponentView association from the DiskDriveView instance to the StoragePool instance for the StoragePool that contains the Disk Drive StorageExtent.

6.1.4.3.2.2 ContainerView (mandatory if the DiskDriveView is implemented)

From a system chassis (or other higher level physical package) instance a client will be able to find the DiskDriveViews associated to the PhysicalPackage instance via the ContainerView. This will return the DiskDriveView instances that correspond to the Disk Drive PhysicalPackage that would be found via association traversal from the system PhysicalPackage to the Disk Drive PhysicalPackage via Container association.

Similarly, if the client has a `DiskDriveView` instance, the client can find the higher level system `PhysicalPackage` instance in which the drive resides by following the `ContainerView` association from the `DiskDriveView` instance to the `PhysicalPackage` instance for the higher level system physical package that contains the Disk Drive physical package.

6.1.4.3.2.3 BasedOnView (mandatory if the DiskDriveView and Extent Composition are implemented)

From a concrete `StorageExtent` (e.g., `CompositeExtent`) instance from Extent Composition a client will be able to find the `DiskDriveViews` associated to the `StorageExtent` instance via the `BasedOnView`. This will return the `DiskDriveView` instances that correspond to the Disk Drive `StorageExtent` that would be found via association traversal from a "most antecedent" concrete `StorageExtent` to the Disk Drive `StorageExtent` via `BasedOn` association.

Similarly, if the client has a `DiskDriveView` instance, the client can find concrete `StorageExtent` instance(s) that is (are) based on the drive by following the `BasedOnView` association from the `DiskDriveView` instance to the `StorageExtent` instance(s) for the concrete storage extent(s) that is (are) based on the Disk Drive storage extent.

6.1.4.3.2.4 SystemDeviceView (mandatory if the DiskDriveView is implemented)

From the `ComputerSystem` of the referencing profile a client will be able to find the `DiskDriveViews` associated to the `ComputerSystem` via the `SystemDeviceView`. This will return the `DiskDriveViews` that correspond to the `DiskDrive` instances that would be found via association traversal from the `ComputerSystem` to the `DiskDrive` instances via `SystemDevice`.

Similarly, if the client has a `DiskDriveView` instance, the client can find the owning `ComputerSystem` by following the `SystemDeviceView` association from the `DiskDriveView` instance to the `ComputerSystem` instance for the `ComputerSystem` that scopes the `DiskDrive` instances.

6.1.4.3.2.5 ElementStatisticalDataView

From the `DiskDriveView` instance, the client can find the `BlockStorageStatisticalData` instance for the Disk Drive `StorageExtent` of the `DiskDriveView` by following the `ElementStatisticalDataView` association.

6.1.4.4 Masking and Mapping Views

6.1.4.4.1 The MaskingMappingExposedDeviceView Association

Figure 30: "MaskingMappingExposedDeviceView Association" illustrates the MaskingMappingExposedDeviceView Association.

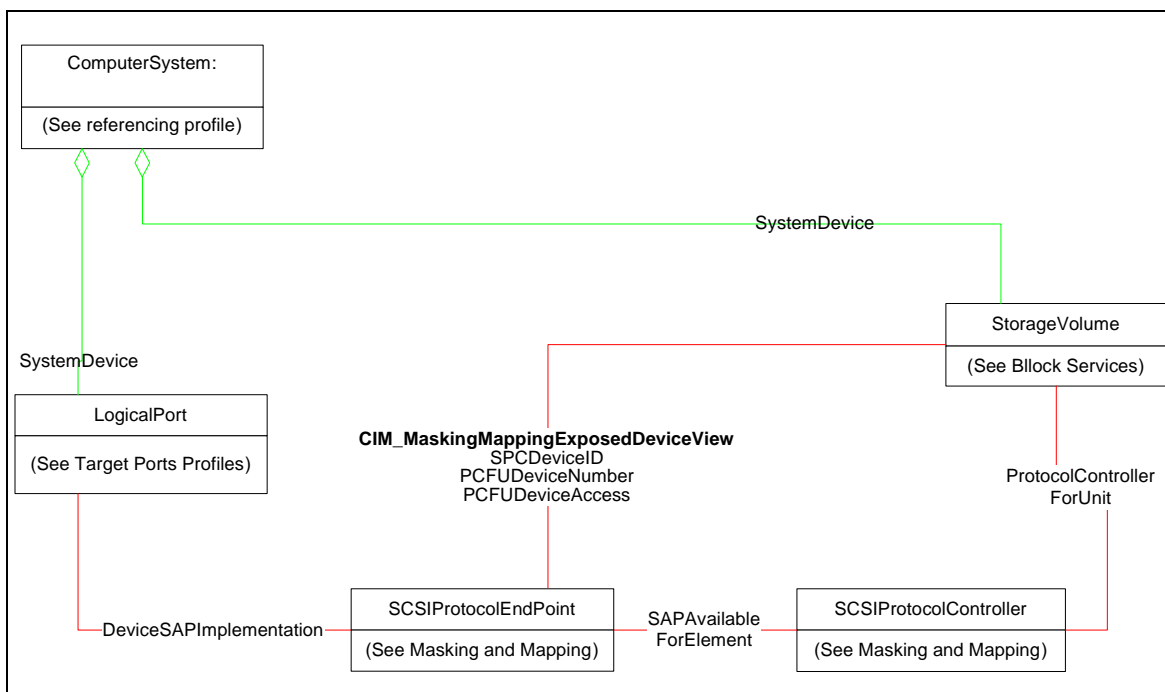


Figure 30 - MaskingMappingExposedDeviceView Association

The MaskingMappingExposedDeviceView association is composed of information drawn from the following base classes:

- SCSIProtocolController
- SAPAvailableForElement
- ProtocolControllerForUnit

The keys for the MaskingMappingExposedDeviceView are the references to the LogicalDevice (a StorageVolume) and the reference to the SCSIProtocolEndpoint. There will be one instance of MaskingMappingExposedDeviceView for each unique combination of StorageVolume and SCSIProtocolEndpoint through which the volume is exposed (in a Masking and Mapping model).

6.1.4.4.1.1 Mandatory, Conditional and Optional Properties of CIM_MaskingMappingExposedDeviceView Association

In addition to the references to StorageVolume and the SCSIProtocolEndpoint the MaskingMappingExposedDeviceView association also carries the DeviceID of the SCSIProtocolController and the DeviceNumber and DeviceAccess properties from the ProtocolControllerForUnit association.

The MaskingMappingExposedDeviceView is "read only." It would be used to do association traversal from StorageVolumes to SCSIProtocolEndpoints that expose the Volumes.

6.1.4.4.2 MaskingMappingView Association

Figure 31: "MaskingMappingView Association" illustrates the MaskingMappingView Association.

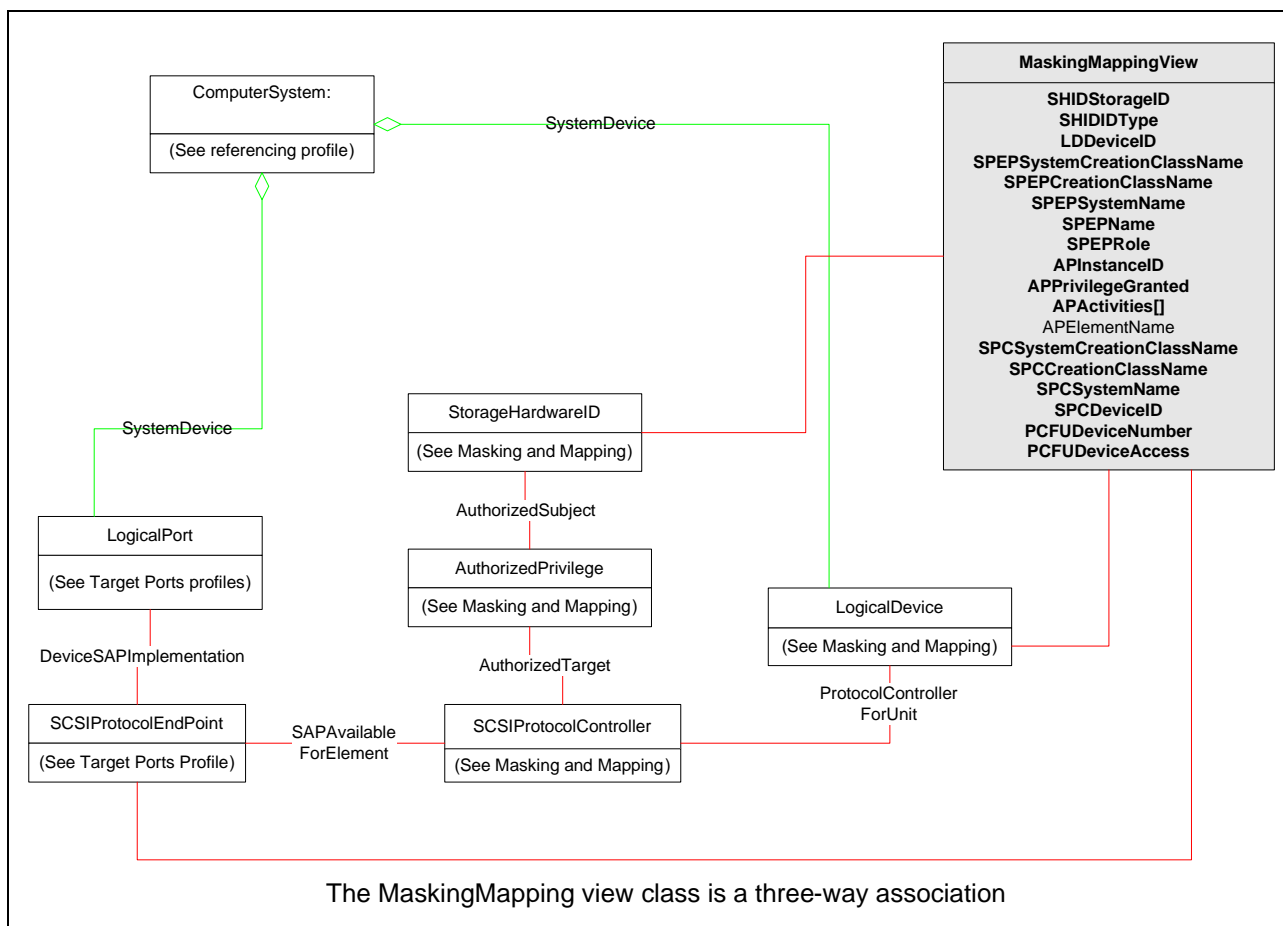


Figure 31 - MaskingMapView Association

The MaskingMapView association is a three way association that is composed of information drawn from the following base classes:

- StorageHardwareID
- AuthorizedPrivilege
- SCSIProtocolController
- SCSIProtocolEndpoint
- ProtocolControllerForUnit
- LogicalDevice

The keys for the MaskingMapView are the SHID reference, the SCSIProtocolEndpoint reference and the LogicalDevice reference. There will be one instance of MaskingMapView for each unique combination of Storage Hardware ID (e.g., host), LogicalDevice (e.g., StorageVolume) and SCSIProtocolEndpoint (e.g., LogicalPort).

6.1.4.4.2.1 Mandatory, Conditional and Optional Properties of MaskingMapView Association

In addition to the references to StorageHardwareID, LogicalDevice and the SCSIProtocolEndpoint the MaskingMapView association also carries their properties and the AuthorizedPrivilege properties,

- ProtocolController
- AuthorizedPrivilege
- StorageHardwareID

The keys for the MappingProtocolControllerView are the keys of the ProtocolEndpoint, ProtocolController and StorageHardwareID base classes. There will be one instance of MappingProtocolControllerView for each unique combination of those keys.

6.1.4.4.4 Mandatory, Conditional and Optional Properties of MappingProtocolControllerView

The properties from base classes shall be supported, but may be null. Properties that are mandatory in mandatory base classes are mandatory in the MappingProtocolControllerView class. Properties that are conditional in a base class are conditional in the MappingProtocolControllerView class.

Properties in the base classes that are optional in the base class are optional in the MappingProtocolControllerView.

6.1.4.4.5 Associations on MappingProtocolControllerView

The CIM_MappingProtocolControllerView is "read only." In order to support update of information in the MappingProtocolControllerView instance, it would be necessary to update the class instances on which it is based. An association ElementView is provided to the CIM_StorageHardwareID, CIM_LogicalPort and CIM_ProtocolEndpoint instances.

NOTE The ElementView association is only provided to base instances that can be modified.

In addition to the MappingProtocolControllerView there are 2 associations that support association traversal to (or from) instances of the MappingProtocolControllerView:

6.1.4.4.5.1 ProtocolControllerForUnitView (mandatory if the MappingProtocolControllerView is implemented)

From a MappingProtocolControllerView instance a client will be able to find the CIM_LogicalDevices associated to the MappingProtocolControllerView (ProtocolController) via the ProtocolControllerForUnitView. This will return the LogicalDevice instances that correspond to the ProtocolController of the MappingProtocolControllerView that would be found via association traversal from the ProtocolController to the LogicalDevices via CIM_ProtocolControllerForUnit association.

6.1.4.4.5.2 SystemDeviceView (mandatory if the MappingProtocolControllerView is implemented)

From the CIM_ComputerSystem of the referencing profile a client will be able to find the MappingProtocolControllerViews associated to the ComputerSystem via the SystemDeviceView. This will return the MappingProtocolControllerViews that correspond to the CIM_ProtocolController instances that would be found via association traversal from the ComputerSystem to the CIM_ProtocolController instances via CIM_SystemDevice.

Similarly, if the client has a MappingProtocolControllerView instance, the client can find the scoping ComputerSystem by following the SystemDeviceView association from the MappingProtocolControllerView instance to the CIM_ComputerSystem instance for the ComputerSystem that scopes the CIM_ProtocolController instances.

6.1.4.5 Storage Pool Views

6.1.4.5.1 StoragePoolView

Figure 33 illustrates the elements involved in supporting the StoragePoolView.

6.1.4.5.2 Mandatory, Conditional and Optional Properties of StoragePoolView

The properties from base classes shall be supported, but may be null. Properties that are mandatory in mandatory base classes are mandatory in the StoragePoolView class. Properties that are conditional in a base class are conditional in the StoragePoolView class. Properties that are mandatory in optional (base) classes (e.g., StorageConfigurationCapabilities) are "conditional" in the StoragePoolView. If an optional base class is not supported by the implementation, these properties of those classes shall be present but shall be null.

Properties in the base classes that are optional in the base class are optional in the StoragePoolView.

6.1.4.5.3 Associations on StoragePoolView

The StoragePoolView is "read only." In order to support update of information in the StoragePoolView instance, it would be necessary to update the class instances on which it is based. An association ElementView is provided to the CIM_StoragePool instance.

NOTE The ElementView association is only provided to base instances that can be modified.

In addition to the StoragePoolView there are 7 associations that support association traversal to (or from) instances of the StoragePoolView:

6.1.4.5.3.1 AllocatedFromStoragePoolView (StoragePoolView to StoragePool)

This association is mandatory if the StoragePoolView is implemented.

From a StoragePoolView instance, the client can find the parent StoragePool to which the pool is allocated from by following the AllocatedFromStoragePoolView association from the StoragePoolView instance to the CIM_StoragePool instance for the StoragePool.

Similarly, if the client has a CIM_StoragePool instance a client will be able to find the StoragePoolViews that are allocated from the StoragePool via the AllocatedFromStoragePoolView. This will return the StoragePoolView instances that correspond to the StoragePools that would be found via association traversal from the StoragePool to the StoragePool via the CIM_AllocatedFromStoragePool association.

6.1.4.5.3.2 AllocatedFromStoragePoolView (Volume to StoragePoolView)

This association is mandatory if the StoragePoolView is implemented.

From a CIM_StorageVolume (or CIM_LogicalDisk) instance, the client can find the StoragePoolView that the volume is allocated from by following the AllocatedFromStoragePoolView association from the CIM class (StorageVolume or LogicalDisk) to the appropriate StoragePoolView instance that corresponds to the CIM_StoragePool instance the volume is allocated from.

Similarly, if the client has a StoragePoolView instance, the client will be able to find the CIM_StorageVolumes (or CIM_LogicalDisks) that are allocated from that StoragePoolView by following the AllocatedFromStoragePoolView association.

6.1.4.5.3.3 AllocatedFromStoragePoolViewView (VolumeView to StoragePoolView)

This association is mandatory if the StoragePoolView and the VolumeView are implemented.

From a VolumeView instance, the client can find the StoragePoolView that the volume is allocated from by following the AllocatedFromStoragePoolViewView association from the VolumeView instance to the appropriate StoragePoolView instance that corresponds to the CIM_StoragePool instance the volume is allocated from.

Similarly, if the client has a StoragePoolView instance, the client will be able to find the VolumeViews for volumes that are allocated from that StoragePoolView by following the AllocatedFromStoragePoolViewView association.

6.1.4.5.3.4 AllocatedFromStoragePoolViewView (StoragePoolView to StoragePoolView)

This association is mandatory if the StoragePoolView is implemented.

From a StoragePoolView instance, the client can find the parent StoragePoolView to which the pool is allocated from by following the AllocatedFromStoragePoolViewView association from the StoragePoolView instance to the StoragePoolView instance for the parent StoragePool.

Similarly, if the client has a StoragePoolView instance a client will be able to find the StoragePoolViews that are allocated from the StoragePool via the AllocatedFromStoragePoolViewView. This will return the StoragePoolView instances that correspond to the StoragePools that would be found via association traversal from the StoragePool to the StoragePool via the CIM_AllocatedFromStoragePool association.

6.1.4.5.3.5 HostedStoragePoolView

This is mandatory if the StoragePoolView is implemented.

From the owning CIM_ComputerSystem a client will be able to find the StoragePoolViews associated to the ComputerSystem via the HostedStoragePoolView. This will return the StoragePoolViews that correspond to the CIM_StoragePool instances that would be found via association traversal from the ComputerSystem to the CIM_StoragePool instances via CIM_HostedStoragePool.

Similarly, if the client has a StoragePoolView instance, the client can find the owning ComputerSystem by following the HostedStoragePoolView association from the StoragePoolView instance to the CIM_ComputerSystem instance for the ComputerSystem that scopes the CIM_StoragePool instances.

6.1.4.5.3.6 ExtentComponentView

This is mandatory if the StoragePoolView is implemented.

From a StoragePoolView instance, the client can find the pool component CIM_StorageExtent instances for the extents that form the pool via the ExtentComponentView. This will return the StorageExtents that correspond to the StoragePoolView instances that would be found via association traversal from the CIM_StoragePool instance to CIM_StorageExtent instances via CIM_ConcreteComponent.

Similarly, if the client has a CIM_StorageExtent instance, the client can find the StoragePoolView by following the ExtentComponentView association from the CIM_StorageExtent instance to the StoragePoolView instance for the storage pool that has the CIM_StorageExtent as a pool component.

6.1.4.5.3.7 DriveComponentViewView

This association is mandatory if the StoragePoolView and the DiskDriveView are implemented.

From a StoragePoolView instance, the client will be able to find the DiskDriveViews for drives that are components of that StoragePoolView by following the DriveComponentViewView association.

Similarly, if the client has a DiskDriveView instance, the client can find the StoragePoolView that the drive is a component of by following the DriveComponentViewView association from the DiskDriveView instance to the appropriate StoragePoolView instance that corresponds to the CIM_StoragePool instance the drive is a component of.

6.1.4.6 Replication Views

6.1.4.6.1 ReplicaPairView

Figure 34 illustrates the elements involved in supporting the ReplicaPairView.

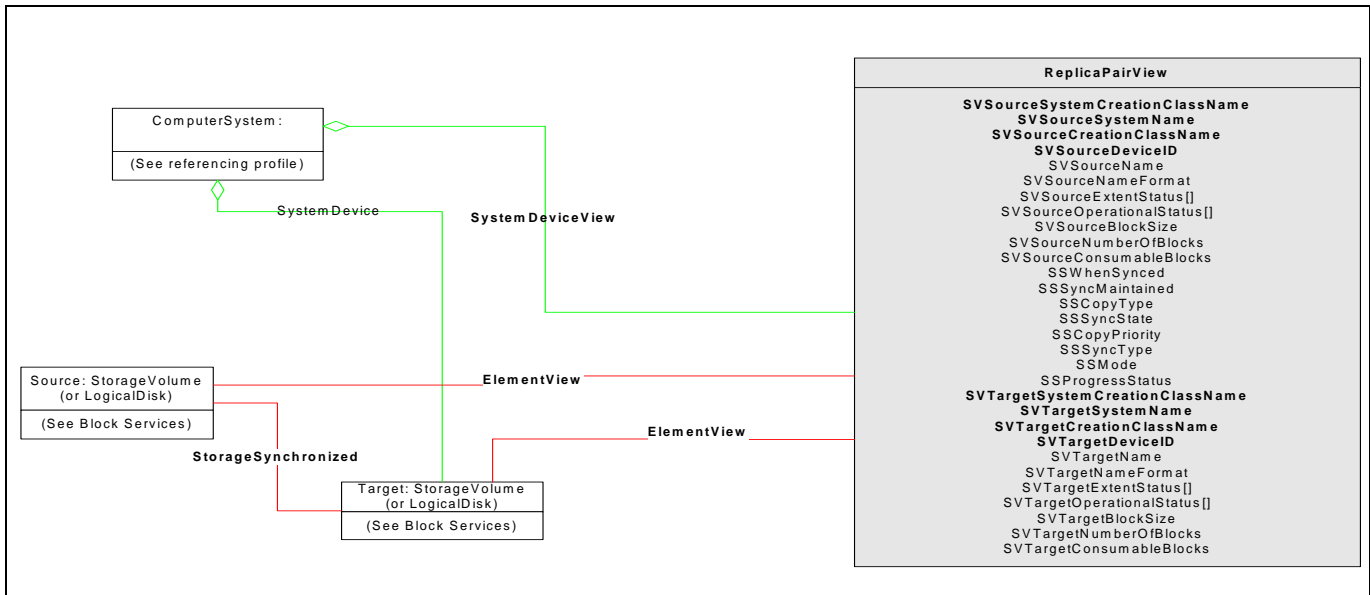


Figure 34 - The ReplicaPairView

The ReplicaPairView is composed of information drawn from the following base classes:

- StorageVolume (or LogicalDisk) for the Target
- StorageVolume (or LogicalDisk) for the Source
- StorageSynchronized

The keys for the ReplicaPairView are the keys of the target StorageVolume (or LogicalDisk) base class. There will be one instance of ReplicaPairView for each instance of a target StorageVolume (or LogicalDisk).

6.1.4.6.2 Mandatory, Conditional and Optional Properties of ReplicaPairView

The properties from base classes shall be supported, but may be null. Properties that are mandatory in mandatory base classes are mandatory in the ReplicaPairView class. Properties that are conditional in a base class are conditional in the ReplicaPairView class.

Properties in the base classes that are optional in the base class are optional in the ReplicaPairView.

6.1.4.6.3 Associations on ReplicaPairView

The ReplicaPairView is "read only." In order to support update of information in the ReplicaPairView instance, it would be necessary to update the class instances on which it is based. An association ElementView is provided to the CIM_StorageVolume instances (both source and target).

NOTE The ElementView association is only provided to base instances that can be modified.

In addition to the ReplicaPairView there is only one association that support association traversal to (or from) instances of the ReplicaPairView:

6.1.4.6.3.1 SystemDeviceView (ReplicaPairViews)

This is mandatory if the ReplicaPairView is implemented.

From the CIM_ComputerSystem of the referencing profile a client will be able to find the ReplicaPairViews associated to the ComputerSystem via the SystemDeviceView. This will return the ReplicaPairView instances that correspond to the CIM_StorageVolume (CIM_LogicalDisk) instances of target volumes that would be found via association traversal from the ComputerSystem to the CIM_StorageVolume (or CIM_LogicalDisk) instances via CIM_SystemDevice.

Similarly, if the client has a ReplicaPairView instance, the client can find the owning ComputerSystem by following the SystemDeviceView association from the ReplicaPairView instance to the CIM_ComputerSystem instance for the ComputerSystem that scopes the CIM_StorageVolume (CIM_LogicalDisk) instances.

EXPERIMENTAL

6.2 Health and Fault Management Consideration

Health and Fault Management considerations are defined in terms of the base classes (no View Classes). However, it should be noted that OperationalStatus of view classes shall be the same as the OperationalStatus of the underlying CIM classes on which the view classes are defined.

6.3 Cascading Considerations

Not defined in this standard.

6.4 Methods of the Profile

6.4.1 Extrinsic Methods of the Profile

None

6.4.2 Intrinsic Methods of the Profile

The profile supports read methods and association traversal. Specifically, the list of intrinsic operations supported are as follows:

- GetInstance
- Associators
- AssociatorNames
- References
- ReferenceNames
- EnumerateInstances
- EnumerateInstanceNames

View classes are modified by creating, deleting and modifying the base classes from which they are derived. The property values of View classes are derived from the property values of associated classes. This profile does not specify the means to modify, create, or delete those classes. The base class instances may be accessed from the view class instances via association traversal through the ElementView association.

6.5 Client Considerations and Recipes

6.5.1 Use Cases

6.5.1.1 Discovery of the Volumes on an Array

Table 87 identifies the elements of the use case to discover the volumes on an Array.

Table 87 - Discovery of the Volumes on an Array

Use Case Element	Description
Summary	Given an Array ComputerSystem, find the volumes (and their relevant information) on the system
Basic Course of Events	<ol style="list-style-type: none"> 1. Find the top level system of an array (using ElementConformsToProfile) 2. Find the related Volumes (on that system, using SystemDeviceView) 3. Locate the Component ComputerSystems (using ComponentCS) 4. Find the related Volumes on each of those systems (using SystemDeviceView)
Alternative Paths	None
Exception Paths	None
Triggers	Need to build or refresh a topology database for an Array
Assumptions	None
Preconditions	The Array provider has implemented the Block Storage Views Profile and ViewCapabilities.SupportedViews contains "SNIA:VolumeView".
Postconditions	Administrator has all Volumes, their Settings and what Pools they are allocated from.

6.5.1.2 Discovery of the Disk Drives in a Primordial Pool

Table 88 identifies the elements of the use case to discover the Disk Drives in a Primordial Pool.

Table 88 - Discovery of the Disk Drives in a Primordial Pool

Use Case Element	Description
Summary	Given an Array Primordial Pool, find the Disk Drives (and their information) that are its components
Basic Course of Events	<ol style="list-style-type: none"> 1. Find the related Disk Drives (in that pool, using ConcreteComponentView)
Alternative Paths	<ol style="list-style-type: none"> 1a. Find all the disk drives on the system (using SystemDeviceView)
Exception Paths	None
Triggers	Need to build or refresh the Drive topology database for an Array
Assumptions	None
Preconditions	The Array provider has implemented the Block Storage Views Profile and ViewCapabilities.SupportedViews contains "SNIA:DiskDriveView".
Postconditions	Administrator has all DiskDrives and related information (scoped by the Pool or System)

6.5.1.3 Discover Volumes exposed on a (Target) Port

Table 89 identifies the elements of the use case to Discover Volumes exposed on a (Target) Port.

Table 89 - Discover Volumes exposed on a (Target) Port

Use Case Element	Description
Summary	Given an Array target port, find the volumes that are exposed through that port
Basic Course of Events	1. Find the ProtocolEndpoint(s) associated to the Port (using DSI)2. Find the related Volumes (on that system, using MaskingMappingExposedDeviceView)
Alternative Paths	None
Exception Paths	None
Triggers	Determine Volumes accessible through a port on an Array
Assumptions	None
Preconditions	The Array provider has implemented the Block Storage Views Profile and ViewCapabilities.SupportedViews contains "SNIA:MaskingMappingExposedDeviceView".
Postconditions	Administrator has all Volumes that depend on the port for access.

6.5.1.4 Discover (target port) redundancy for a Volume

Table 90 identifies the elements of the use case to discover (target port) redundancy for a Volume.

Table 90 - Discover (target port) redundancy for a Volume

Use Case Element	Description
Summary	Given an Array volume, find the target ports through which it can be accessed.
Basic Course of Events	1. Find the ProtocolEndpoints that support the volume (using MaskingMappingExposedDeviceView) 2. Find the related target Ports (using DSI)
Alternative Paths	None
Exception Paths	None
Triggers	Need to determine what target ports are available for accessing a volume
Assumptions	None
Preconditions	The Array provider has implemented the Block Storage Views Profile and ViewCapabilities.SupportedViews contains "SNIA:MaskingMappingExposedDeviceView".
Postconditions	Administrator has the ports through which the volume may be accessed.

6.5.1.5 Discover Volumes exposed to a Host Port

Table 91 identifies the elements of the use case to discover Volumes exposed to a Host Port.

Table 91 - Discover Volumes exposed to a Host Port

Use Case Element	Description
Summary	Given an host port (Storage HardwareID), find the volumes that are mapped to that host port
Basic Course of Events	1. Find the Volumes mapped to the host port (MaskingMapView)
Alternative Paths	None

Table 91 - Discover Volumes exposed to a Host Port

Use Case Element	Description
Exception Paths	None
Triggers	Need to build or refresh a topology database for host access to Array volumes
Assumptions	None
Preconditions	The Array provider has implemented the Block Storage Views Profile and ViewCapabilities.SupportedViews contains "SNIA:MappingMaskingView".
Postconditions	Administrator has all Volumes that are mapped to the host port.

6.5.1.6 Discover the Mapping information for an array

Table 92 identifies the elements of the use case to discover the Mapping information for an array.

Table 92 - Discover Mapping information for an array

Use Case Element	Description
Summary	Given an Array ComputerSystem, find the masking and mapping information.
Basic Course of Events	1. Find the target ports and host ports that are connected (Using SystemDeviceView to MappingProtocolControllerView) 2. Find the Volumes for a ProtocolController (using ProtocolControllerForUnitView)
Alternative Paths	None
Exception Paths	None
Triggers	Need to build or refresh a topology database for masking and mapping information for an Array.
Assumptions	None
Preconditions	The Array provider has implemented the Block Storage Views Profile and ViewCapabilities.SupportedViews contains "SNIA:MappingProtocolControllerView".
Postconditions	Administrator has all the Masking and Mapping information.

6.5.1.7 Discover the Pool topology for an array

Table 93 identifies the elements of the use case to discover the Pool topology for an array.

Table 93 - Discover the Pool topology for an array

Use Case Element	Description
Summary	Given an Array ComputerSystem, find the Pools on the system
Basic Course of Events	1. Find the Pools and their capabilities for the system (Using HostedPoolView)
Alternative Paths	None
Exception Paths	None
Triggers	Need to build or refresh a topology database for pools in an Array.
Assumptions	None
Preconditions	The Array provider has implemented the Block Storage Views Profile and ViewCapabilities.SupportedViews contains "SNIA:StoragePoolView".
Postconditions	Administrator has all the Pools and their capabilities information.

6.5.1.8 Discover the Replica Pairs for an array

Table 94 identifies the elements of the use case to discover the Replica Pairs for an array.

Table 94 - Discover the Replica Pairs for an array

Use Case Element	Description
Summary	Given an Array ComputerSystem, find the Replica Pairs on the system
Basic Course of Events	1. Find the volume pairs for pairs on the array (Using SystemDeviceView to ReplicaPairView)
Alternative Paths	None
Exception Paths	None
Triggers	Need to build or refresh a topology database for Replicas in an Array.
Assumptions	None
Preconditions	The Array provider has implemented the Block Storage Views Profile and ViewCapabilities.SupportedViews contains "SNIA:ReplicaPairView".
Postconditions	Administrator has all the Replicas that are defined in the Array.

6.5.2 Recipes

Not supported in this version of the standard.

6.6 CIM Elements

Table 95 describes the CIM elements for Block Storage Views.

Table 95 - CIM Elements for Block Storage Views

Element Name	Requirement	Description
6.6.1 CIM_AllocatedFromStoragePoolView (StoragePoolView to StoragePool)	Conditional	<p>Conditional requirement: Required if the array property CIM_ViewCapabilities.SupportedViews contains the string "SNIA:StoragePoolView" (and the Block Service Package is implemented).</p> <p>This associates a CIM_StoragePoolView instance to a CIM_StoragePool instance. This is required if the CIM_StoragePoolView is implemented.</p>
6.6.2 CIM_AllocatedFromStoragePoolView (Volume to StoragePoolView)	Conditional	<p>Conditional requirement: Required if the array property CIM_ViewCapabilities.SupportedViews contains the string "SNIA:StoragePoolView" (and the Block Service Package is implemented).</p> <p>This associates a CIM_StorageVolume (or CIM_LogicalDisk) instance to a CIM_StoragePoolView. This is required if the CIM_StoragePoolView is implemented.</p>
6.6.3 CIM_AllocatedFromStoragePoolView (VolumeView to StoragePool)	Conditional	<p>Conditional requirement: Required if the array property CIM_ViewCapabilities.SupportedViews contains the string "SNIA:VolumeView" (and the Block Service Package is implemented).</p> <p>This associates a CIM_VolumeView instance to a CIM_StoragePool. This is required if the CIM_VolumeView is implemented.</p>

Table 95 - CIM Elements for Block Storage Views

Element Name	Requirement	Description
6.6.4 CIM_AllocatedFromStoragePoolViewView (PoolView to PoolView)	Conditional	<p>Experimental. Conditional requirement: Required if the array property CIM_ViewCapabilities.SupportedViews contains the string "SNIA:StoragePoolView" (and the Block Service Package is implemented).</p> <p>This associates a CIM_StoragePoolView instance to its parent CIM_StoragePoolView instance that it is allocated from.</p>
6.6.5 CIM_AllocatedFromStoragePoolViewView (VolumeView to PoolView)	Conditional	<p>Experimental. Conditional requirement: Required if the array property CIM_ViewCapabilities.SupportedViews contains the strings "SNIA:StoragePoolView" and "SNIA:VolumeView" (and the Block Service Package is implemented).</p> <p>This associates a CIM_VolumeView instance to a CIM_StoragePoolView instance that volume is allocated from.</p>
6.6.6 CIM_BasedOnView (ExtentOnDriveExtent)	Conditional	<p>Conditional requirement: Required if the array property CIM_ViewCapabilities.SupportedViews contains the string "SNIA:DiskDriveView" and Extent Composition is implemented.</p> <p>This associates a concrete CIM_StorageExtent instance to a CIM_DiskDriveView instance. This is required if the CIM_DiskDriveView and ExtentComposition are implemented.</p>
6.6.7 CIM_BasedOnView (VolumeOnExtent)	Conditional	<p>Conditional requirement: Required if the array property CIM_ViewCapabilities.SupportedViews contains the string "SNIA:VolumeView" and Extent Composition is implemented.</p> <p>This associates a CIM_VolumeView instance to a base CIM_StorageExtent instance on which the volume is based. This is required if the CIM_VolumeView and ExtentComposition are implemented.</p>
6.6.8 CIM_ConcreteComponentView	Conditional	<p>Conditional requirement: Required if the array property CIM_ViewCapabilities.SupportedViews contains the string "SNIA:DiskDriveView" (and the Disk Drive Lite Profile is implemented).</p> <p>The CIM_ConcreteComponentView associates the CIM_DiskDriveView instance to the primordial StoragePool to which the disk drive StorageExtent is assigned. This is required if the CIM_DiskDriveView is implemented.</p>
6.6.9 CIM_ContainerView	Conditional	<p>Conditional requirement: Required if the array property CIM_ViewCapabilities.SupportedViews contains the string "SNIA:DiskDriveView" (and the Disk Drive Lite Profile is implemented).</p> <p>The CIM_ContainerView associates the CIM_DiskDriveView instance to the higher level physical package (e.g., System physical package) that contains the physical package of the disk drive. This is required if the CIM_DiskDriveView is implemented.</p>

Table 95 - CIM Elements for Block Storage Views

Element Name	Requirement	Description
6.6.10 CIM_DiskDriveView	Conditional	<p>Conditional requirement: Required if the array property CIM_ViewCapabilities.SupportedViews contains the string "SNIA:DiskDriveView" (and the Disk Drive Lite Profile is implemented).</p> <p>The CIM_DiskDriveView instance represents a Disk Drive and its associated information. This is required if CIM_ViewCapabilities.SupportedViews includes "SNIA:DiskDriveView".</p>
6.6.11 CIM_DriveComponentViewView	Conditional	<p>Experimental. Conditional requirement: Required if the array property CIM_ViewCapabilities.SupportedViews contains the string "SNIA:StoragePoolView" and "SNIA:DiskDriveView" (and the Disk Drive Lite Profile is implemented).</p> <p>This associates a CIM_StoragePoolView instance to a CIM_DiskDriveView instance that is a component of the StoragePool.</p>
6.6.12 CIM_ElementCapabilities (View Capabilities)	Mandatory	Associates the top level ComputerSystem to the CIM_ViewCapabilities supported by the implementation.
6.6.13 CIM_ElementStatisticalDataView (DiskDriveView)	Conditional	<p>Conditional requirement: Required if the array property CIM_ViewCapabilities.SupportedViews contains the string "SNIA:DiskDriveView", CIM_BlockStatisticsCapabilities.ElementTypesSupported contains "10" and Block Server Performance is implemented.</p> <p>This associates a CIM_DiskDriveView instance to the CIM_BlockStorageStatisticalData instance for the Disk Drive. This is required if the CIM_DiskDriveView and the Block Server Performance Subprofile are implemented.</p>
6.6.14 CIM_ElementStatisticalDataView (VolumeView)	Conditional	<p>Conditional requirement: Required if the array property CIM_ViewCapabilities.SupportedViews contains the string "SNIA:VolumeView", CIM_BlockStatisticsCapabilities.ElementTypesSupported contains "8" and Block Server Performance is implemented.</p> <p>This associates a CIM_VolumeView instance to the CIM_BlockStorageStatisticalData instance for the StorageVolume (or LogicalDisk). This is required if the CIM_VolumeView and the Block Server Performance Subprofile are implemented.</p>
6.6.15 CIM_ElementView (DiskDrive)	Conditional	<p>Conditional requirement: Required if the array property CIM_ViewCapabilities.SupportedViews contains the string "SNIA:DiskDriveView" (and the Disk Drive Lite Profile is implemented).</p> <p>This associates a CIM_DiskDriveView instance to a base CIM_DiskDrive instance that can be modified. This is required if the CIM_DiskDriveView is implemented.</p>
6.6.16 CIM_ElementView (StorageSetting)	Conditional	<p>Conditional requirement: Required if the array property CIM_ViewCapabilities.SupportedViews contains the string "SNIA:VolumeView" (and the Block Service Package is implemented).</p> <p>This associates a CIM_VolumeView class instance to a base CIM_StorageSetting class instance that can be modified. This is required if the CIM_VolumeView is implemented.</p>

Table 95 - CIM Elements for Block Storage Views

Element Name	Requirement	Description
6.6.17 CIM_ElementView (Volume)	Conditional	<p>Conditional requirement: Required if the array property CIM_ViewCapabilities.SupportedViews contains the string "SNIA:VolumeView" (and the Block Service Package is implemented).</p> <p>This associates a CIM_VolumeView instance to a base CIM_StorageVolume (or CIM_LogicalDisk) instance that can be modified. This is required if the CIM_VolumeView is implemented.</p>
6.6.18 CIM_ExtentComponentView	Conditional	<p>Experimental. Conditional requirement: Required if the array property CIM_ViewCapabilities.SupportedViews contains the string "SNIA:StoragePoolView" (and the Block Service Package is implemented).</p> <p>This associates a CIM_StoragePoolView instance to a CIM_StorageExtent instance that is a component of the StoragePool.</p>
6.6.19 CIM_HostedStoragePoolView	Conditional	<p>Conditional requirement: Required if the array property CIM_ViewCapabilities.SupportedViews contains the string "SNIA:StoragePoolView" (and the Block Service Package is implemented).</p> <p>This associates a CIM_StoragePoolView instance to the CIM_ComputerSystem instance that hosts the underlying StoragePool.</p>
6.6.20 CIM_MappingProtocolControllerView	Conditional	<p>Experimental. Conditional requirement: Required if the array property CIM_ViewCapabilities.SupportedViews contains the string "SNIA:MappingProtocolControllerView" (and the Masking and Mapping Profile is implemented).</p> <p>The CIM_MappingProtocolControllerView represents the unique pairing of Host Ports and TargetPorts as represented by a ProtocolController in the Masking and Mapping profile of a block storage profile. This is required if the CIM_ViewCapabilities.SupportedViews includes "SNIA:MappingProtocolControllerView".</p>
6.6.21 CIM_MaskingMappingExposedDeviceView	Conditional	<p>Conditional requirement: Required if the array property CIM_ViewCapabilities.SupportedViews contains the string "SNIA:MaskingMappingExposedDeviceView" (and the Masking and Mapping Profile is implemented).</p> <p>This view associates a Target SCSIProtocolEndpoint and a LogicalDevice (e.g., StorageVolume). This is required if the CIM_ViewCapabilities.SupportedViews includes "SNIA:MaskingMappingExposedDeviceView".</p>
6.6.22 CIM_MaskingMappingView	Conditional	<p>Conditional requirement: Required if the array property CIM_ViewCapabilities.SupportedViews contains the string "SNIA:MaskingMappingView" (and the Masking and Mapping Profile is implemented).</p> <p>This three way association associates a CIM_LogicalDevice, CIM_StorageHardwareID and CIM_SCSIProtocolEndpoint instances to each other and derived from the Masking and Mapping subprofile model. This is required if CIM_ViewCapabilities.SupportedViews contains "SNIA:MaskingMappingView".</p>

Table 95 - CIM Elements for Block Storage Views

Element Name	Requirement	Description
6.6.23 CIM_ProtocolControllerForUnitView	Conditional	Experimental. Conditional requirement: Required if the array property CIM_ViewCapabilities.SupportedViews contains the string "SNIA:MappingProtocolControllerView" (and the Masking and Mapping Profile is implemented). Associates an instance of MappingProtocolControllerView to a LogicalDevice.
6.6.24 CIM_ReplicaPairView	Conditional	Experimental. Conditional requirement: Required if the array property CIM_ViewCapabilities.SupportedViews contains the string "SNIA:ReplicaPairView" (and the Copy Services Profile is implemented). A view that combines a source and target volume and the StorageSynchronized between them.
6.6.25 CIM_StoragePoolView	Conditional	Experimental. Conditional requirement: Required if the array property CIM_ViewCapabilities.SupportedViews contains the string "SNIA:StoragePoolView" (and the Block Service Package is implemented). A view that combines StoragePool information with the StorageCapabilities and StorageConfigurationCapabilities for the StoragePool, as well as SpaceConsumed on its parent pool.
6.6.26 CIM_SystemDeviceView (DiskDriveViews)	Conditional	Conditional requirement: Required if the array property CIM_ViewCapabilities.SupportedViews contains the string "SNIA:DiskDriveView" (and the Disk Drive Lite Profile is implemented). This association links CIM_DiskDriveView instances to the scoping system. This is required if the CIM_DiskDriveView is implemented.
6.6.27 CIM_SystemDeviceView (MappingProtocolControllerViews)	Conditional	Conditional requirement: Required if the array property CIM_ViewCapabilities.SupportedViews contains the string "SNIA:MappingProtocolControllerView" (and the Masking and Mapping Profile is implemented). This association links CIM_MappingProtocolControllerView instances to the scoping system. This is required if the CIM_MappingProtocolControllerView is implemented.
6.6.28 CIM_SystemDeviceView (ReplicaPairViews)	Conditional	Conditional requirement: Required if the array property CIM_ViewCapabilities.SupportedViews contains the string "SNIA:ReplicaPairView" (and the Copy Services Profile is implemented). This association links CIM_ReplicaPairView instances to the scoping system. This is required if the CIM_ReplicaPairView is implemented.
6.6.29 CIM_SystemDeviceView (VolumeViews)	Conditional	Conditional requirement: Required if the array property CIM_ViewCapabilities.SupportedViews contains the string "SNIA:VolumeView" (and the Block Service Package is implemented). This association links CIM_VolumeView instances to the scoping system. This is required if the CIM_VolumeView is implemented.
6.6.30 CIM_ViewCapabilities	Mandatory	The CIM_ViewCapabilities identifies the capabilities of the implementation of view classes.

Table 95 - CIM Elements for Block Storage Views

Element Name	Requirement	Description
6.6.31 CIM_VolumeView	Conditional	<p>Conditional requirement: Required if the array property CIM_ViewCapabilities.SupportedViews contains the string "SNIA:VolumeView" (and the Block Service Package is implemented).</p> <p>The CIM_VolumeView represents the storage (LogicalDisks or StorageVolumes) of a block storage profile. This is required if the CIM_ViewCapabilities.SupportedViews includes "SNIA:VolumeView".</p>
6.6.32 SNIA_DiskDriveView	Optional	<p>Experimental.</p> <p>The SNIA_DiskDriveView instance represents a Disk Drive and its associated information.</p>

6.6.1 CIM_AllocatedFromStoragePoolView (StoragePoolView to StoragePool)

The CIM_AllocatedFromStoragePoolView instance is a view that is derived from the CIM_AllocatedFromStoragePool association between two StoragePools. Note that if the StoragePoolView is allocated from multiple StoragePools there will be multiple AllocatedFromStoragePoolView instances for the StoragePool. The CIM_AllocatedFromStoragePoolView is subclassed from CIM_AbstractElementAllocatedFromPool.

Created By: External

Modified By: External

Deleted By: External

Requirement: Required if the array property CIM_ViewCapabilities.SupportedViews contains the string "SNIA:StoragePoolView" (and the Block Service Package is implemented).

Table 96 describes class CIM_AllocatedFromStoragePoolView (StoragePoolView to StoragePool).

Table 96 - SMI Referenced Properties/Methods for CIM_AllocatedFromStoragePoolView (StoragePoolView to StoragePool)

Properties	Flags	Requirement	Description & Notes
AFSPSpaceConsumed		Mandatory	The space consumed from the StoragePool by the StoragePoolView. This value is the same as the AllocatedFromStoragePool.SpaceConsumed value for the base CIM_StoragePool on the antecedent StoragePool.
Antecedent		Mandatory	The parent(s) StoragePool(s) from which the StoragePoolView is allocated.
Dependent		Mandatory	The CIM_StorageVolume or CIM_LogicalDisk instance that is allocated from the StoragePoolView. There is only one CIM_StorageVolume (or CIM_LogicalDisk) instance for the combined StorageVolume (or LogicalDisk) - StoragePool pair.

6.6.2 CIM_AllocatedFromStoragePoolView (Volume to StoragePoolView)

The CIM_AllocatedFromStoragePoolView instance is a view that is derived from the CIM_AllocatedFromStoragePool association between the StorageVolume or LogicalDisk (of the CIM_StorageVolume or CIM_LogicalDisk) and the StoragePoolView from which the StorageVolume (or LogicalDisk) is allocated. Note that if the StorageVolume (or LogicalDisk) is allocated from multiple StoragePools there will be multiple AllocatedFromStoragePoolView instances for the StorageVolume (or LogicalDisk). The CIM_AllocatedFromStoragePoolView is subclassed from CIM_AbstractElementAllocatedFromPool.

Created By: External

Modified By: External

Deleted By: External

Requirement: Required if the array property CIM_ViewCapabilities.SupportedViews contains the string "SNIA:StoragePoolView" (and the Block Service Package is implemented).

Table 97 describes class CIM_AllocatedFromStoragePoolView (Volume to StoragePoolView).

Table 97 - SMI Referenced Properties/Methods for CIM_AllocatedFromStoragePoolView (Volume to StoragePoolView)

Properties	Flags	Requirement	Description & Notes
AFSPSpaceConsumed		Mandatory	The space consumed from the StoragePoolView by the StorageVolume (or LogicalDisk). This value is the same as the AllocatedFromStoragePool.SpaceConsumed value for the base CIM_StorageVolume on the antecedent StoragePool.
Antecedent		Mandatory	A StoragePoolView from which the StorageVolume (or LogicalDisk) is allocated.
Dependent		Mandatory	The CIM_StorageVolume or CIM_LogicalDisk instance that is allocated from the StoragePoolView. There is only one CIM_StorageVolume (or CIM_LogicalDisk) instance for the combined StorageVolume (or LogicalDisk) - StoragePool pair.

6.6.3 CIM_AllocatedFromStoragePoolView (VolumeView to StoragePool)

The CIM_AllocatedFromStoragePoolView instance is a view that is derived from the CIM_AllocatedFromStoragePool association between the StorageVolume or LogicalDisk (of the CIM_VolumeView) and the StoragePool from which the StorageVolume (or LogicalDisk) is allocated. Note that if the StorageVolume (or LogicalDisk) is allocated from multiple StoragePools there will be multiple AllocatedFromStoragePoolView instances for the StorageVolume (or LogicalDisk). The CIM_AllocatedFromStoragePoolView is subclassed from CIM_AbstractElementAllocatedFromPool.

Created By: External

Modified By: External

Deleted By: External

Requirement: Required if the array property CIM_ViewCapabilities.SupportedViews contains the string "SNIA:VolumeView" (and the Block Service Package is implemented).

Table 98 describes class CIM_AllocatedFromStoragePoolView (VolumeView to StoragePool).

Table 98 - SMI Referenced Properties/Methods for CIM_AllocatedFromStoragePoolView (VolumeView to StoragePool)

Properties	Flags	Requirement	Description & Notes
AFSPSpaceConsumed		Mandatory	The space consumed from the StoragePool by the StorageVolume (or LogicalDisk). This value is the same as the AllocatedFromStoragePool.SpaceConsumed value for the base CIM_StorageVolume on the antecedent StoragePool.
Antecedent		Mandatory	A StoragePool from which the StorageVolume of the CIM_VolumeView is allocated.
Dependent		Mandatory	The CIM_VolumeView instance that is allocated from the StoragePool. There is only one VolumeView instance for the combined StorageVolume (or LogicalDisk) - StoragePool pair.

6.6.4 CIM_AllocatedFromStoragePoolViewView (PoolView to PoolView)

Experimental. This CIM_AllocatedFromStoragePoolViewView is an association between a CIM_StoragePoolView instances and the CIM_StoragePoolView instance that they are allocated from. . The CIM_AllocatedFromStoragePoolViewView is subclassed from CIM_AbstractElementAllocatedFromPool.

Requirement: Required if the array property CIM_ViewCapabilities.SupportedViews contains the string "SNIA:StoragePoolView" (and the Block Service Package is implemented).

Table 99 describes class CIM_AllocatedFromStoragePoolViewView (PoolView to PoolView).

Table 99 - SMI Referenced Properties/Methods for CIM_AllocatedFromStoragePoolViewView (PoolView to PoolView)

Properties	Flags	Requirement	Description & Notes
AFSPSpaceConsumed		Mandatory	The space consumed from the StoragePoolView by the StoragePoolView. This value is the same as the AllocatedFromStoragePool.SpaceConsumed value for the base CIM_StoragePool on the antecedent StoragePool.
Dependent		Mandatory	The StoragePoolView instance that is allocated from the parent pool.
Antecedent		Mandatory	The StoragePoolView instance for a parent StoragePool.

6.6.5 CIM_AllocatedFromStoragePoolViewView (VolumeView to PoolView)

Experimental. This CIM_AllocatedFromStoragePoolViewView is an association between a CIM_VolumeView instances and the CIM_StoragePoolView instance that the Volume is allocated from. . The CIM_AllocatedFromStoragePoolViewView is subclassed from CIM_AbstractElementAllocatedFromPool.

Requirement: Required if the array property CIM_ViewCapabilities.SupportedViews contains the strings "SNIA:StoragePoolView" and "SNIA:VolumeView" (and the Block Service Package is implemented).

Table 100 describes class CIM_AllocatedFromStoragePoolViewView (VolumeView to PoolView).

Table 100 - SMI Referenced Properties/Methods for CIM_AllocatedFromStoragePoolViewView (VolumeView to PoolView)

Properties	Flags	Requirement	Description & Notes
AFSPSpaceConsumed		Mandatory	The space consumed from the StoragePoolView by the VolumeView. This value is the same as the AllocatedFromStoragePool.SpaceConsumed value for the base CIM_StorageVolume (or CIM_LogicalDisk) on the antecedent StoragePool.
Dependent		Mandatory	The VolumeView instance that is allocated from the pool.
Antecedent		Mandatory	The StoragePoolView instance for a parent StoragePool.

6.6.6 CIM_BasedOnView (ExtentOnDriveExtent)

The CIM_BasedOnView instance is a view that is derived from CIM_BasedOn between a concrete CIM_StorageExtent instance and the primordial CIM_StorageExtent under it. The CIM_BaseOnView is subclassed from CIM_AbstractBasedOn.

Created By: External

Modified By: External

Deleted By: External

Requirement: Required if the array property CIM_ViewCapabilities.SupportedViews contains the string "SNIA:DiskDriveView" and Extent Composition is implemented.

Table 101 describes class CIM_BasedOnView (ExtentOnDriveExtent).

Table 101 - SMI Referenced Properties/Methods for CIM_BasedOnView (ExtentOnDriveExtent)

Properties	Flags	Requirement	Description & Notes
StartingAddress		Optional	This is derived from the BasedOn.StartingAddress.
EndingAddress		Optional	This is derived from the BasedOn.EndingAddress.
OrderIndex		Optional	When the association is used in a concatenation composition, indicates the order in which the extents(and thus their block ranges) are concatenated.
Antecedent		Mandatory	The CIM_DiskDriveView on which a concrete StorageExtent is based.
Dependent		Mandatory	The CIM_StorageExtent instance that is dependent on the CIM_DiskDriveView.

6.6.7 CIM_BasedOnView (VolumeOnExtent)

The CIM_BasedOnView instance is a view that is derived from CIM_BasedOn between the CIM_StorageVolume instance and the first CIM_StorageExtent it is based on. The CIM_BaseOnView is subclassed from CIM_AbstractBasedOn.

Created By: External

Modified By: External

Deleted By: External

Requirement: Required if the array property CIM_ViewCapabilities.SupportedViews contains the string "SNIA:VolumeView" and Extent Composition is implemented.

Table 102 describes class CIM_BasedOnView (VolumeOnExtent).

Table 102 - SMI Referenced Properties/Methods for CIM_BasedOnView (VolumeOnExtent)

Properties	Flags	Requirement	Description & Notes
StartingAddress		Optional	This is derived from the BasedOn.StartingAddress.
EndingAddress		Optional	This is derived from the BasedOn.EndingAddress.
OrderIndex		Optional	When the association is used in a concatenation composition, indicates the order in which the extents(and thus their block ranges) are concatenated.
Antecedent		Mandatory	The lower level StorageExtent on which the CIM_VolumeView StorageVolume is based.
Dependent		Mandatory	The CIM_VolumeView instance.

6.6.8 CIM_ConcreteComponentView

The CIM_ConcreteComponentView instance is a view that is derived from the CIM_ConcreteComponent between the base CIM_StorageExtent of the Disk Drive and its primordial CIM_StoragePool. The CIM_ConcreteComponentView is subclassed from CIM_AbstractComponent.

Created By: External

Modified By: Static

Deleted By: External

Requirement: Required if the array property CIM_ViewCapabilities.SupportedViews contains the string "SNIA:DiskDriveView" (and the Disk Drive Lite Profile is implemented).

Table 103 describes class CIM_ConcreteComponentView.

Table 103 - SMI Referenced Properties/Methods for CIM_ConcreteComponentView

Properties	Flags	Requirement	Description & Notes
GroupComponent		Mandatory	The CIM_StoragePool to which the StorageExtent of the Disk Drive is assigned.
PartComponent		Mandatory	A CIM_DiskDriveView instance that is assigned to the StoragePool.

6.6.9 CIM_ContainerView

The CIM_ContainerView instance is a view that is derived from the CIM_Container between the base CIM_PhysicalPackage of the Disk Drive and the CIM_PhysicalPackage of the ComputerSystem. The CIM_ContainerView is subclassed from CIM_AbstractComponent.

Created By: External

Modified By: Static

Deleted By: External

Requirement: Required if the array property CIM_ViewCapabilities.SupportedViews contains the string "SNIA:DiskDriveView" (and the Disk Drive Lite Profile is implemented).

Table 104 describes class CIM_ContainerView.

Table 104 - SMI Referenced Properties/Methods for CIM_ContainerView

Properties	Flags	Requirement	Description & Notes
GroupComponent		Mandatory	The CIM_PhysicalPackage for the ComputerSystem instance that groups the CIM_PhysicalPackage of the Disk Drive.
PartComponent		Mandatory	A CIM_DiskDriveView instance that includes CIM_PhysicalPackage information for the CIM_DiskDrive.

6.6.10 CIM_DiskDriveView

The CIM_DiskDriveView instance is a view that is derived from CIM_StorageExtent, CIM_MediaPresent, CIM_DiskDrive, CIM_Realizes, CIM_PhysicalPackage, CIM_ElementSoftwareIdentity and CIM_SoftwareIdentity. The CIM_DiskDriveView is subclassed from CIM_View.

Created By: External

Modified By: External

Deleted By: External

Requirement: Required if the array property CIM_ViewCapabilities.SupportedViews contains the string "SNIA:DiskDriveView" (and the Disk Drive Lite Profile is implemented).

Table 105 describes class CIM_DiskDriveView.

Table 105 - SMI Referenced Properties/Methods for CIM_DiskDriveView

Properties	Flags	Requirement	Description & Notes
SESystemCreationClassName		Mandatory	The SystemCreationClassName for the StorageExtent of the Disk Drive as reported in the underlying primordial StorageExtent instance for the Disk Drive.
SESystemName		Mandatory	The SystemName for the StorageExtent of the Disk Drive as reported in the underlying primordial StorageExtent instance for the Disk Drive.

Table 105 - SMI Referenced Properties/Methods for CIM_DiskDriveView

Properties	Flags	Requirement	Description & Notes
SECreationClassName		Mandatory	The CreationClassName for the StorageExtent of the Disk Drive as reported in the underlying primordial StorageExtent instance for the Disk Drive.
SEDeviceID		Mandatory	The DeviceID for the StorageExtent of the Disk Drive as reported in the underlying primordial StorageExtent instance for the Disk Drive.
SEBlockSize		Mandatory	The BlockSize for the StorageExtent of the Disk Drive as reported in the underlying primordial StorageExtent instance for the Disk Drive.
SENumberOfBlocks		Mandatory	The NumberOfBlocks for the StorageExtent of the Disk Drive as reported in the underlying primordial StorageExtent instance for the Disk Drive.
SEConsumableBlocks		Mandatory	The ConsumableBlocks for the StorageExtent of the Disk Drive as reported in the underlying primordial StorageExtent instance for the Disk Drive.
SEExtentStatus		Mandatory	The ExtentStatus for the StorageExtent of the Disk Drive as reported in the underlying primordial StorageExtent instance for the Disk Drive.
SEOperationalStatus		Mandatory	The OperationalStatus for the StorageExtent of the Disk Drive as reported in the underlying primordial StorageExtent instance for the Disk Drive.
DDSystemCreationClassName		Mandatory	The SystemCreationClassName for the Disk Drive as reported in the underlying DiskDrive instance.
DDSystemName		Mandatory	The SystemName for the Disk Drive as reported in the underlying DiskDrive instance.
DDCreationClassName		Mandatory	The CreationClassName for the Disk Drive as reported in the underlying DiskDrive instance.
DDDeviceID		Mandatory	The DeviceID for the Disk Drive as reported in the underlying DiskDrive instance.
DDName		Mandatory	The Name for the Disk Drive as reported in the underlying DiskDrive instance.
DDOperationalStatus		Mandatory	The OperationalStatus for the Disk Drive as reported in the underlying DiskDrive instance.
PPCreationClassName		Mandatory	The CreationClassName for the PhysicalPackage of the Disk Drive as reported in the underlying PhysicalPackage instance for the Disk Drive.
PPTag		Mandatory	The Tag for the PhysicalPackage of the Disk Drive as reported in the underlying PhysicalPackage instance for the Disk Drive.
PPManufacturer		Mandatory	The Manufacturer for the PhysicalPackage of the Disk Drive as reported in the underlying PhysicalPackage instance for the Disk Drive.
PPModel		Mandatory	The Model for the PhysicalPackage of the Disk Drive as reported in the underlying PhysicalPackage instance for the Disk Drive.
SIInstanceID		Mandatory	The InstanceID for the SoftwareIdentity of the Disk Drive as reported in the underlying SoftwareIdentity instance for the Disk Drive.
SIVersionString		Mandatory	The VersionString for the SoftwareIdentity of the Disk Drive as reported in the underlying SoftwareIdentity instance for the Disk Drive.
DDLLocationIndicator		Optional	The LocationIndicator for the Disk Drive as reported in the underlying DiskDrive instance.
PPSerialNumber		Optional	The SerialNumber for the PhysicalPackage of the Disk Drive as reported in the underlying PhysicalPackage instance for the Disk Drive.

Table 105 - SMI Referenced Properties/Methods for CIM_DiskDriveView

Properties	Flags	Requirement	Description & Notes
PPPartNumber		Optional	The PartNumber for the PhysicalPackage of the Disk Drive as reported in the underlying PhysicalPackage instance for the Disk Drive.
SIManufacturer		Optional	The Manufacturer for the SoftwareIdentity of the Disk Drive as reported in the underlying SoftwareIdentity instance for the Disk Drive.
SIBuildNumber		Optional	The BuildNumber for the SoftwareIdentity of the Disk Drive as reported in the underlying SoftwareIdentity instance for the Disk Drive.
SIMajorVersion		Optional	The MajorVersion for the SoftwareIdentity of the Disk Drive as reported in the underlying SoftwareIdentity instance for the Disk Drive.
SIRevisionNumber		Optional	The RevisionNumber for the SoftwareIdentity of the Disk Drive as reported in the underlying SoftwareIdentity instance for the Disk Drive.
SIMinorVersion		Optional	The MinorVersion for the SoftwareIdentity of the Disk Drive as reported in the underlying SoftwareIdentity instance for the Disk Drive.
LPPortType		Optional	Experimental. This is an array property that contains the PortTypes for the target ports that may be used to access the disk drive.

6.6.11 CIM_DriveComponentViewView

Experimental. The CIM_DriveComponentViewView is an association between a CIM_StoragePoolView instances and the CIM_DiskDriveView instances for Disk Drives of the StoragePool. The CIM_DriveComponentViewView is subclassed from CIM_AbstractComponent.

Requirement: Required if the array property CIM_ViewCapabilities.SupportedViews contains the string "SNIA:StoragePoolView" and "SNIA:DiskDriveView" (and the Disk Drive Lite Profile is implemented).

Table 106 describes class CIM_DriveComponentViewView.

Table 106 - SMI Referenced Properties/Methods for CIM_DriveComponentViewView

Properties	Flags	Requirement	Description & Notes
PartComponent		Mandatory	The DiskDriveView instance.
GroupComponent		Mandatory	The StoragePoolView instance for a primordial StoragePool.

6.6.12 CIM_ElementCapabilities (View Capabilities)

Created By: Static

Modified By: Static

Deleted By: Static

Requirement: Mandatory

Table 107 describes class CIM_ElementCapabilities (View Capabilities).

Table 107 - SMI Referenced Properties/Methods for CIM_ElementCapabilities (View Capabilities)

Properties	Flags	Requirement	Description & Notes
Capabilities		Mandatory	The ViewCapabilities.
ManagedElement		Mandatory	The top level ComputerSystem that has the ViewCapabilities.

6.6.13 CIM_ElementStatisticalDataView (DiskDriveView)

The CIM_ElementStatisticalDataView is an association between a CIM_DiskDriveView instance and the CIM_BlockStorageStatisticalData instance for the DiskDrive. The CIM_ElementStatisticalDataView is subclassed from CIM_AbstractElementStatisticalData.

Created By: External

Modified By: External

Deleted By: External

Requirement: Required if the array property CIM_ViewCapabilities.SupportedViews contains the string "SNIA:DiskDriveView", CIM_BlockStatisticsCapabilities.ElementTypesSupported contains "10" and Block Server Performance is implemented.

Table 108 describes class CIM_ElementStatisticalDataView (DiskDriveView).

Table 108 - SMI Referenced Properties/Methods for CIM_ElementStatisticalDataView (DiskDriveView)

Properties	Flags	Requirement	Description & Notes
Stats		Mandatory	The CIM_BlockStorageStatisticalData instance for the DiskDrive (StorageExtent) instance.
ManagedElement		Mandatory	The CIM_DiskDriveView instance that has the CIM_BlockStorageStatisticalData instance.

6.6.14 CIM_ElementStatisticalDataView (VolumeView)

The CIM_ElementStatisticalDataView is an association between a CIM_VolumeView instance and the CIM_BlockStorageStatisticalData instance for the StorageVolume (or LogicalDisk). The CIM_ElementStatisticalDataView is subclassed from CIM_AbstractElementStatisticalData.

Created By: External

Modified By: External

Deleted By: External

Requirement: Required if the array property CIM_ViewCapabilities.SupportedViews contains the string "SNIA:VolumeView", CIM_BlockStatisticsCapabilities.ElementTypesSupported contains "8" and Block Server Performance is implemented.

Table 109 describes class CIM_ElementStatisticalDataView (VolumeView).

Table 109 - SMI Referenced Properties/Methods for CIM_ElementStatisticalDataView (VolumeView)

Properties	Flags	Requirement	Description & Notes
Stats		Mandatory	The CIM_BlockStorageStatisticalData instance for the StorageVolume (or LogicalDisk) instance.
ManagedElement		Mandatory	The CIM_VolumeView instance that has the CIM_BlockStorageStatisticalData instance.

6.6.15 CIM_ElementView (DiskDrive)

The CIM_ElementView instance is an association between a CIM_DiskDriveView instance and a base CIM_DiskDrive instance on which the view is based. This association is provided to accommodate update operations on the base CIM_DiskDrive instances, since the properties cannot be updated in the view class. The CIM_ElementView is subclassed from CIM_Dependency.

Created By: External

Modified By: External

Deleted By: External

Requirement: Required if the array property CIM_ViewCapabilities.SupportedViews contains the string "SNIA:DiskDriveView" (and the Disk Drive Lite Profile is implemented).

Table 110 describes class CIM_ElementView (DiskDrive).

Table 110 - SMI Referenced Properties/Methods for CIM_ElementView (DiskDrive)

Properties	Flags	Requirement	Description & Notes
Antecedent		Mandatory	The base CIM_DiskDrive instance on which the CIM_DiskDriveView instance is based.
Dependent		Mandatory	The CIM_DiskDriveView instance that is based on the CIM_DiskDrive instance.

6.6.16 CIM_ElementView (StorageSetting)

The CIM_ElementView instance is an association between the CIM_VolumeView and the CIM_StorageSetting instance for the base StorageVolume (or LogicalDisk) on which the view is based. This association is provided to accommodate update operations on the CIM_StorageSetting instance (e.g., ModifyInstance), since the properties cannot be updated in the view class. The CIM_ElementView is subclassed from CIM_Dependency.

Created By: External

Modified By: External

Deleted By: External

Requirement: Required if the array property CIM_ViewCapabilities.SupportedViews contains the string "SNIA:VolumeView" (and the Block Service Package is implemented).

Table 111 describes class CIM_ElementView (StorageSetting).

Table 111 - SMI Referenced Properties/Methods for CIM_ElementView (StorageSetting)

Properties	Flags	Requirement	Description & Notes
Antecedent		Mandatory	The base CIM_StorageSetting instance on which the CIM_VolumeView instance is based.
Dependent		Mandatory	The CIM_VolumeView instance that is based on the CIM_StorageSetting instance.

6.6.17 CIM_ElementView (Volume)

The CIM_ElementView instance is an association between a CIM_VolumeView instance and a base CIM_StorageVolume (or CIM_LogicalDisk) instance on which the view is based. This association is provided to accommodate update operations on the base CIM_StorageVolume (or CIM_LogicalDisk) instances, since the properties cannot be updated in the view class. The CIM_ElementView is subclassed from CIM_Dependency.

Created By: External

Modified By: External

Deleted By: External

Requirement: Required if the array property CIM_ViewCapabilities.SupportedViews contains the string "SNIA:VolumeView" (and the Block Service Package is implemented).

Table 112 describes class CIM_ElementView (Volume).

Table 112 - SMI Referenced Properties/Methods for CIM_ElementView (Volume)

Properties	Flags	Requirement	Description & Notes
Antecedent		Mandatory	The base CIM_StorageVolume (or CIM_LogicalDisk) instance on which the CIM_VolumeView instance is based.
Dependent		Mandatory	The CIM_VolumeView instance that is based on the CIM_StorageVolume (or CIM_LogicalDisk) instance.

6.6.18 CIM_ExtentComponentView

Experimental. The CIM_ExtentComponentView is an association between a CIM_StoragePoolView instances and the CIM_StorageExtent instances for the StoragePool. The CIM_ExtentComponentView is subclassed from CIM_AbstractComponent.

Requirement: Required if the array property CIM_ViewCapabilities.SupportedViews contains the string "SNIA:StoragePoolView" (and the Block Service Package is implemented).

Table 113 describes class CIM_ExtentComponentView.

Table 113 - SMI Referenced Properties/Methods for CIM_ExtentComponentView

Properties	Flags	Requirement	Description & Notes
PartComponent		Mandatory	A reference to a StorageExtent.
GroupComponent		Mandatory	A reference to a StoragePoolView instance that contains the Extent.

6.6.19 CIM_HostedStoragePoolView

The CIM_HostedStoragePoolView is an association between a CIM_StoragePoolView instances and the CIM_ComputerSystem instance for the StoragePool. The CIM_HostedStoragePoolView is subclassed from CIM_ScopedView.

Requirement: Required if the array property CIM_ViewCapabilities.SupportedViews contains the string "SNIA:StoragePoolView" (and the Block Service Package is implemented).

Table 114 describes class CIM_HostedStoragePoolView.

Table 114 - SMI Referenced Properties/Methods for CIM_HostedStoragePoolView

Properties	Flags	Requirement	Description & Notes
GroupComponent		Mandatory	The reference to the hosting computer system.
PartComponent		Mandatory	The reference to the hosted storage pool view.

6.6.20 CIM_MappingProtocolControllerView

Experimental. The CIM_MappingProtocolControllerView instance is a view that is derived from CIM_ProtocolController, CIM_StorageHardwareID, CIM_AuthorizedPrivilege, CIM_ProtocolEndPoint and CIM_LogicalPort, and their associations. The CIM_MappingProtocolControllerView is subclassed from CIM_View.

Created By: External

Modified By: External

Deleted By: External

Requirement: Required if the array property CIM_ViewCapabilities.SupportedViews contains the string "SNIA:MappingProtocolControllerView" (and the Masking and Mapping Profile is implemented).

Table 115 describes class CIM_MappingProtocolControllerView.

Table 115 - SMI Referenced Properties/Methods for CIM_MappingProtocolControllerView

Properties	Flags	Requirement	Description & Notes
PCSystemCreationClassName		Mandatory	The SystemCreationClassName as reported in the underlying ProtocolController.
PCCreationClassName		Mandatory	The CreationClassName as reported in the underlying ProtocolController.
PCSystemName		Mandatory	The SystemName as reported in the underlying ProtocolController.
PCDeviceID		Mandatory	The DeviceID as reported in the underlying ProtocolController.
SHIDInstanceID		Mandatory	The InstanceID as reported in the underlying StorageHardwareID.
SHIDStorageID	N	Mandatory	The StorageID as reported in the underlying StorageHardwareID.
SHIDIDType		Mandatory	The IDType as reported in the underlying StorageHardwareID.
PEPSystemCreationClassName		Mandatory	The SystemCreationClassName as reported in the underlying ProtocolEndpoint.
PEPCreationClassName		Mandatory	The CreationClassName as reported in the underlying ProtocolEndpoint.
PEPSystemName		Mandatory	The SystemName as reported in the underlying ProtocolEndpoint.
PEPName		Mandatory	The Name as reported in the underlying ProtocolEndpoint.
PEPProtocolIFType		Mandatory	The ProtocolIFType as reported in the underlying ProtocolEndpoint.
PEPOtherTypeDescription		Mandatory	The OtherTypeDescription as reported in the underlying ProtocolEndpoint.
PEPRole		Mandatory	The Role as reported in the underlying ProtocolEndpoint.
PEPConnectionType		Mandatory	The ConnectionType as reported in the underlying ProtocolEndpoint.
APIInstanceID		Mandatory	The InstanceID as reported in the underlying AuthorizedPrivilege.
APPrivilegeGranted		Mandatory	The PrivilegeGranted as reported in the underlying AuthorizedPrivilege.
APActivities[]		Mandatory	The Activities[] as reported in the underlying AuthorizedPrivilege.
APElementName		Optional	The ElementName as reported in the underlying AuthorizedPrivilege.
LPSystemCreationClassName	N	Mandatory	The SystemCreationClassName as reported in the underlying LogicalPort. This may be NULL if the underlying LogicalPort is an Ethernet Port.
LPCreationClassName	N	Mandatory	The CreationClassName as reported in the underlying LogicalPort. This may be NULL if the underlying LogicalPort is an Ethernet Port.
LPSystemName	N	Mandatory	The SystemName as reported in the underlying LogicalPort. This may be NULL if the underlying LogicalPort is an Ethernet Port.
LPDeviceID	N	Mandatory	The DeviceID as reported in the underlying LogicalPort. This may be NULL if the underlying LogicalPort is an Ethernet Port.
LPOperationalStatus	N	Mandatory	The OperationalStatus as reported in the underlying LogicalPort. This may be NULL if the underlying LogicalPort is an Ethernet Port.
LPUsageRestriction	N	Mandatory	The UsageRestriction as reported in the underlying LogicalPort. This may be NULL if the underlying LogicalPort is an Ethernet Port.
LPPortType	N	Mandatory	The PortType as reported in the underlying LogicalPort. This may be NULL if the underlying LogicalPort is an Ethernet Port.

6.6.21 CIM_MaskingMappingExposedDeviceView

The CIM_MaskingMappingExposedDeviceView instance is a view that is derived from CIM_SAPAvailableForElement, CIM_SCSIProtocolController and CIM_ProtocolControllerForUnit. The CIM_MaskingMappingExposedDeviceView is not subclassed from anything.

Created By: External

Modified By: External

Deleted By: External

Requirement: Required if the array property CIM_ViewCapabilities.SupportedViews contains the string "SNIA:MaskingMappingExposedDeviceView" (and the Masking and Mapping Profile is implemented).

Table 116 describes class CIM_MaskingMappingExposedDeviceView.

Table 116 - SMI Referenced Properties/Methods for CIM_MaskingMappingExposedDeviceView

Properties	Flags	Requirement	Description & Notes
SPCSystemCreationClassName		Mandatory	The SystemCreationClassName for the SCSIProtocolController used with the underlying SCSIProtocolController instance for the SCSIProtocolEndpoint and StorageVolume.
SPCSystemName		Mandatory	The SystemName for the SCSIProtocolController used with the underlying SCSIProtocolController instance for the SCSIProtocolEndpoint and StorageVolume.
SPCCreationClassName		Mandatory	The CreationClassName for the SCSIProtocolController used with the underlying SCSIProtocolController instance for the SCSIProtocolEndpoint and StorageVolume.
SPCDeviceID		Mandatory	The DeviceID for the SCSIProtocolController used with the underlying SCSIProtocolController instance for the SCSIProtocolEndpoint and StorageVolume.
PCFUDeviceNumber		Mandatory	The DeviceNumber (LUN) for the StorageVolume when accessed through the SCSIProtocolEndpoint as reported in the underlying ProtocolControllerForUnit instance for the StorageVolume.
PCFUDeviceAccess		Mandatory	The DeviceAccess value for the StorageVolume when accessed through the SCSIProtocolEndpoint as reported in the underlying ProtocolControllerForUnit instance for the StorageVolume.
ProtocolEndpoint		Mandatory	The Target ProtocolEndpoint through which the LogicalDevice is exposed.
LogicalDevice		Mandatory	The LogicalDevice (e.g., StorageVolume) that is exposed through the Target ProtocolEndpoint.

6.6.22 CIM_MaskingMapView

The CIM_MaskingMapView instance is a view that is derived from CIM_StorageHardwareID, CIM_AuthorizedSubject, CIM_AuthorizedPrivilege, CIM_AuthorizedTarget, CIM_SCSIProtocolController, CIM_SAPAvailableForElement, CIM_SCSIProtocolEndpoint, CIM_ProtocolControllerForUnit and CIM_LogicalDevice. The CIM_MaskingMapView is not subclassed from anything.

Created By: External

Modified By: External

Deleted By: External

Requirement: Required if the array property CIM_ViewCapabilities.SupportedViews contains the string "SNIA:MaskingMapView" (and the Masking and Mapping Profile is implemented).

Table 117 describes class CIM_MaskingMapView.

Table 117 - SMI Referenced Properties/Methods for CIM_MaskingMapView

Properties	Flags	Requirement	Description & Notes
SHIDStorageID		Mandatory	The StorageID from the referenced CIM_StorageHardwareID instance.
SHIDIDType		Mandatory	The IDType from the referenced CIM_StorageHardwareID instance.
LDDeviceID		Mandatory	The DeviceID from the referenced CIM_LogicalDevice instance.
SPEPSystemCreationClassName		Mandatory	The SystemCreationClassName from the referenced CIM_SCSIProtocolEndpoint instance.
SPEPCreationClassName		Mandatory	The CreationClassName from the referenced CIM_SCSIProtocolEndpoint instance.
SPEPSystemName		Mandatory	The SystemName from the referenced CIM_SCSIProtocolEndpoint instance.
SPEPName		Mandatory	The Name from the referenced CIM_SCSIProtocolEndpoint instance.
SPEPRole		Mandatory	The Role from the referenced CIM_SCSIProtocolEndpoint instance.
APIInstanceID		Mandatory	The InstanceID of the CIM_AuthorizedPrivilege instance.
APPrivilegeGranted		Mandatory	The PrivilegeGranted of the CIM_AuthorizedPrivilege instance.
APActivities		Mandatory	The Activities array of the CIM_AuthorizedPrivilege instance.
APElementName		Optional	The ElementName of the CIM_AuthorizedPrivilege instance.
SPCSystemCreationClassName		Mandatory	The SystemCreationClassName of the CIM_SCSIProtocolController instance.
SPCCreationClassName		Mandatory	The CreationClassName of the CIM_SCSIProtocolController instance.
SPCSystemName		Mandatory	The SystemName of the CIM_SCSIProtocolController instance.
SPCDeviceID		Mandatory	The DeviceID of the CIM_SCSIProtocolController instance.
PCFUDeviceNumber		Mandatory	The DeviceNumber (LUN) of the CIM_ProtocolControllerForUnit association instance.
PCFUDeviceAccess		Mandatory	The DeviceAccess value of the CIM_ProtocolControllerForUnit association instance.
StorageHardwareID		Mandatory	The CIM_StorageHardwareID instance that is associated to the CIM_LogicalDevice and CIM_ProtocolEndpoint instances.
LogicalDevice		Mandatory	The CIM_LogicalDevice instance that is associated to the CIM_StorageHardwareID and CIM_ProtocolEndpoint instances.
ProtocolEndpoint		Mandatory	The CIM_ProtocolEndpoint instance that is associated to the CIM_StorageHardwareID and CIM_LogicalDevice instances.

6.6.23 CIM_ProtocolControllerForUnitView

Experimental. The CIM_ProtocolControllerForUnitView instance is a view that associates a MappingProtocolControllerView and a LogicalDevice. It is derived from the underlying ProtocolControllerForUnit association between the underlying ProtocolController and the LogicalDevice. Note that if the LogicalDevice is associated to multiple ProtocolControllers the DeviceNumber (LU Number) may differ for each MappingProtocolControllerView instance.

Requirement: Required if the array property CIM_ViewCapabilities.SupportedViews contains the string "SNIA:MappingProtocolControllerView" (and the Masking and Mapping Profile is implemented).

Table 118 describes class CIM_ProtocolControllerForUnitView.

Table 118 - SMI Referenced Properties/Methods for CIM_ProtocolControllerForUnitView

Properties	Flags	Requirement	Description & Notes
DeviceNumber		Mandatory	The DeviceNumber as reported in the underlying ProtocolControllerForUnit.
PCFUDeviceAccess		Mandatory	The DeviceAccess as reported in the underlying ProtocolControllerForUnit.
Antecedent		Mandatory	The MappingProtocolControllerView Instance.
Dependent		Mandatory	The Storage Volume.

6.6.24 CIM_ReplicaPairView

Experimental. The CIM_ReplicaView instance is a view that is derived from a source and target CIM_StorageVolume (or CIM_LogicalDisk) and a CIM_StorageSynchronized association between them.

Requirement: Required if the array property CIM_ViewCapabilities.SupportedViews contains the string "SNIA:ReplicaPairView" (and the Copy Services Profile is implemented).

Table 119 describes class CIM_ReplicaPairView.

Table 119 - SMI Referenced Properties/Methods for CIM_ReplicaPairView

Properties	Flags	Requirement	Description & Notes
SVSourceSystemCreationClassName		Mandatory	The SystemCreationClassName as reported in the underlying source StorageVolume (or LogicalDisk).
SVSourceSystemName		Mandatory	The SystemName as reported in the underlying source StorageVolume (or LogicalDisk).
SVSourceCreationClassName		Mandatory	The CreationClassName as reported in the underlying source StorageVolume (or LogicalDisk).
SVSourceDeviceID		Mandatory	An opaque identifier of the underlying source StorageVolume (or LogicalDisk).
SVSourceName		Mandatory	The identifier for the underlying source StorageVolume (or LogicalDisk).
SVSourceNameFormat		Mandatory	The format of the identifier for the underlying source StorageVolume (or LogicalDisk).
SVSourceNameNamespace		Mandatory	The NameNamespace for the StorageVolume as reported in the underlying source StorageVolume instance.
SVSourceExtentStatus		Mandatory	The ExtentStatus as reported in the underlying source StorageVolume (or LogicalDisk).
SVSourceOperationalStatus		Mandatory	The OperationalStatus as reported in the underlying source StorageVolume (or LogicalDisk).
SVSourceBlockSize		Mandatory	The BlockSize as reported in the underlying source StorageVolume (or LogicalDisk).
SVSourceNumberOfBlocks		Mandatory	The number of blocks that make up the volume as reported in the underlying source StorageVolume (or LogicalDisk).
SVSourceConsumableBlocks		Mandatory	The number of usable blocks in the volume as reported in the underlying source StorageVolume (or LogicalDisk).
SVSourcePrimordial		Mandatory	This shall be Primordial='false'.

Table 119 - SMI Referenced Properties/Methods for CIM_ReplicaPairView

Properties	Flags	Requirement	Description & Notes
SVSourceIsBasedOnUnderlyingRedundancy		Mandatory	Whether or not redundancy is supported for the volume as reported in the underlying source StorageVolume (or LogicalDisk).
SVSourceNoSinglePointOfFailure		Mandatory	Whether or not NoSinglePointOfFailure is supported for the volume as reported in the underlying source StorageVolume (or LogicalDisk).
SVSourceDataRedundancy		Mandatory	The DataRedundancy supported by the volume as reported in the underlying source StorageVolume (or LogicalDisk).
SVSourcePackageRedundancy		Mandatory	The PackageRedundancy supported by the volume as reported in the underlying source StorageVolume (or LogicalDisk).
SVSourceDeltaReservation		Mandatory	The DeltaReservation supported by the volume as reported in the underlying source StorageVolume (or LogicalDisk).
SVSourceExtentDiscriminator		Mandatory	Experimental. The ExtentDiscriminator as reported in the underlying source StorageVolume (or LogicalDisk).
SVSourceOtherIdentifyingInfo		Optional	Other identifiers for the StorageVolume (or LogicalDisk) as reported in the underlying source StorageVolume (or LogicalDisk).
SVSourceIdentifyingDescriptions		Optional	The description of the other identifiers for the StorageVolume (or LogicalDisk) as reported in the underlying source StorageVolume (or LogicalDisk).
SVSourceElementName		Optional	The user friendly name for the underlying source StorageVolume (or LogicalDisk).
SVSourceUsage		Optional	The Usage supported by the volume as reported in the underlying source StorageVolume (or LogicalDisk).
SVSourceOtherUsageDescription		Optional	The OtherUsageDescription supported by the volume as reported in the underlying source StorageVolume (or LogicalDisk).
SVSourceClientSettableUsage		Optional	The ClientSettableUsage supported by the volume as reported in the underlying source StorageVolume (or LogicalDisk).
SSWhenSynced		Mandatory	The WhenSynced as reported in the underlying StorageSynchronized association between the source and target StorageVolumes (or LogicalDisks).
SSSyncMaintained		Mandatory	The SyncMaintained as reported in the underlying StorageSynchronized association between the source and target StorageVolumes (or LogicalDisks).
SSCopyType		Mandatory	The CopyType as reported in the underlying StorageSynchronized association between the source and target StorageVolumes (or LogicalDisks).
SSSyncState		Mandatory	The SyncState as reported in the underlying StorageSynchronized association between the source and target StorageVolumes (or LogicalDisks).
SSCopyPriority		Mandatory	The CopyPriority as reported in the underlying StorageSynchronized association between the source and target StorageVolumes (or LogicalDisks).
SSSyncType		Mandatory	The SyncType as reported in the underlying StorageSynchronized association between the source and target StorageVolumes (or LogicalDisks).
SSMode		Mandatory	The Mode as reported in the underlying StorageSynchronized association between the source and target StorageVolumes (or LogicalDisks).

Table 119 - SMI Referenced Properties/Methods for CIM_ReplicaPairView

Properties	Flags	Requirement	Description & Notes
SSProgressStatus		Mandatory	The ProgressStatus as reported in the underlying StorageSynchronized association between the source and target StorageVolumes (or LogicalDisks).
SVTargetSystemCreationClassName		Mandatory	The SystemCreationClassName as reported in the underlying target StorageVolume (or LogicalDisk).
SVTargetSystemName		Mandatory	The SystemName as reported in the underlying target StorageVolume (or LogicalDisk).
SVTargetCreationClassName		Mandatory	The CreationClassName as reported in the underlying target StorageVolume (or LogicalDisk).
SVTargetDeviceID		Mandatory	An opaque identifier of the underlying target StorageVolume (or LogicalDisk).
SVTargetName		Mandatory	The identifier for the underlying target StorageVolume (or LogicalDisk).
SVTargetNameFormat		Mandatory	The format of the identifier for the underlying target StorageVolume (or LogicalDisk).
SVTargetNameNamespace		Mandatory	The NameNamespace for the StorageVolume as reported in the underlying target StorageVolume instance.
SVTargetExtentStatus		Mandatory	The ExtentStatus as reported in the underlying target StorageVolume (or LogicalDisk).
SVTargetOperationalStatus		Mandatory	The OperationalStatus as reported in the underlying target StorageVolume (or LogicalDisk).
SVTargetBlockSize		Mandatory	The BlockSize as reported in the underlying target StorageVolume (or LogicalDisk).
SVTargetNumberOfBlocks		Mandatory	The number of blocks that make up the volume as reported in the underlying target StorageVolume (or LogicalDisk).
SVTargetConsumableBlocks		Mandatory	The number of usable blocks in the volume as reported in the underlying target StorageVolume (or LogicalDisk).
SVTargetPrimordial		Mandatory	This shall be Primordial='false'.
SVTargetIsBasedOnUnderlyingRedundancy		Mandatory	Whether or not redundancy is supported for the volume as reported in the underlying target StorageVolume (or LogicalDisk).
SVTargetNoSinglePointOfFailure		Mandatory	Whether or not NoSinglePointOfFailure is supported for the volume as reported in the underlying target StorageVolume (or LogicalDisk).
SVTargetDataRedundancy		Mandatory	The DataRedundancy supported by the volume as reported in the underlying target StorageVolume (or LogicalDisk).
SVTargetPackageRedundancy		Mandatory	The PackageRedundancy supported by the volume as reported in the underlying target StorageVolume (or LogicalDisk).
SVTargetDeltaReservation		Mandatory	The DeltaReservation supported by the volume as reported in the underlying target StorageVolume (or LogicalDisk).
SVTargetExtentDiscriminator		Mandatory	Experimental. The ExtentDiscriminator as reported in the underlying target StorageVolume (or LogicalDisk).
SVTargetOtherIdentifyingInfo		Optional	Other identifiers for the StorageVolume (or LogicalDisk) as reported in the underlying target StorageVolume (or LogicalDisk).
SVTargetIdentifyingDescriptions		Optional	The description of the other identifiers for the StorageVolume (or LogicalDisk) as reported in the underlying target StorageVolume (or LogicalDisk).

Table 119 - SMI Referenced Properties/Methods for CIM_ReplicaPairView

Properties	Flags	Requirement	Description & Notes
SVTargetElementName		Optional	The user friendly name for the underlying target StorageVolume (or LogicalDisk).
SVTargetUsage		Optional	The Usage supported by the volume as reported in the underlying target StorageVolume (or LogicalDisk).
SVTargetOtherUsageDescription		Optional	The OtherUsageDescription supported by the volume as reported in the underlying target StorageVolume (or LogicalDisk).
SVTargetClientSettableUsage		Optional	The ClientSettableUsage supported by the volume as reported in the underlying target StorageVolume (or LogicalDisk).

6.6.25 CIM_StoragePoolView

Experimental. The CIM_StoragePoolView is a view that is derived from CIM_StoragePool, CIM_StorageCapabilities, CIM_StorageConfigurationCapabilities, as well as the SpaceConsumed data from the CIM_AllocatedFromStoragePool (to its parent pool).

Requirement: Required if the array property CIM_ViewCapabilities.SupportedViews contains the string "SNIA:StoragePoolView" (and the Block Service Package is implemented).

Table 120 describes class CIM_StoragePoolView.

Table 120 - SMI Referenced Properties/Methods for CIM_StoragePoolView

Properties	Flags	Requirement	Description & Notes
SPInstanceID		Mandatory	The InstanceID as reported in the underlying StoragePool.
SPElementName		Optional	The ElementName as reported in the underlying StoragePool.
SPPoolID		Mandatory	The PoolID as reported in the underlying StoragePool.
SPRemainingManagedSpace		Mandatory	The RemainingManagedSpace as reported in the underlying StoragePool.
SPTotalManagedSpace		Mandatory	The TotalManagedSpace as reported in the underlying StoragePool.
SPPrimordial		Mandatory	The Primordial property as reported in the underlying StoragePool.
SPUsage		Optional	The Usage property as reported in the underlying StoragePool.
SPOtherUsageDescription		Optional	The OtherUsageDescription as reported in the underlying StoragePool.
SPClientSettableUsage		Optional	The ClientSettableUsage as reported in the underlying StoragePool.
SCInstanceID		Mandatory	The InstanceID as reported in the underlying StorageCapabilities associated to the StoragePool.
SCElementName		Mandatory	The ElementName as reported in the underlying StorageCapabilities associated to the StoragePool.
SCElementType		Mandatory	The ElementType as reported in the underlying StorageCapabilities associated to the StoragePool.
SCNoSinglePointOfFailure		Mandatory	The NoSinglePointOfFailure as reported in the underlying StorageCapabilities associated to the StoragePool.
SCNoSinglePointOfFailureDefault		Mandatory	The NoSinglePointOfFailureDefault as reported in the underlying StorageCapabilities associated to the StoragePool.
SCPackageRedundancyDefault		Mandatory	The PackageRedundancyDefault as reported in the underlying StorageCapabilities associated to the StoragePool.

Table 120 - SMI Referenced Properties/Methods for CIM_StoragePoolView

Properties	Flags	Requirement	Description & Notes
SCPackageRedundancyMin		Mandatory	The PackageRedundancyMin as reported in the underlying StorageCapabilities associated to the StoragePool.
SCPackageRedundancyMax		Mandatory	The PackageRedundancyMax as reported in the underlying StorageCapabilities associated to the StoragePool.
SCDataRedundancyDefault		Mandatory	The DataRedundancyDefault as reported in the underlying StorageCapabilities associated to the StoragePool.
SCDataRedundancyMin		Mandatory	The DataRedundancyMin as reported in the underlying StorageCapabilities associated to the StoragePool.
SCDataRedundancyMax		Mandatory	The DataRedundancyMax as reported in the underlying StorageCapabilities associated to the StoragePool.
SCExtentStripeLengthDefault		Optional	The ExtentStripeLengthDefault as reported in the underlying StorageCapabilities associated to the StoragePool.
SCParityLayoutDefault		Optional	The ParityLayoutDefault as reported in the underlying StorageCapabilities associated to the StoragePool.
SCUserDataStripeDepthDefault		Optional	The UserDataStripeDepthDefault as reported in the underlying StorageCapabilities associated to the StoragePool.
AFSPSpaceConsumed		Mandatory	The SpaceConsumed as reported in the underlying AllocatedFromStoragePool to this pool's parent pool.
SCCInstanceID	N	Mandatory	The InstanceID as reported in the underlying StorageConfigurationCapabilities (if any) associated to the StoragePool.
SCCElementName	N	Mandatory	The ElementName as reported in the underlying StorageConfigurationCapabilities (if any) associated to the StoragePool.
SCCSupportedStoragePoolFeatures		Mandatory	The SupportedStoragePoolFeatures as reported in the underlying StorageConfigurationCapabilities (if any) associated to the StoragePool.
SCCSupportedStorageElementTypes		Mandatory	The SupportedStorageElementTypes as reported in the underlying StorageConfigurationCapabilities (if any) associated to the StoragePool.
SCCSupportedStorageElementFeatures		Mandatory	The SupportedStorageElementFeatures as reported in the underlying StorageConfigurationCapabilities (if any) associated to the StoragePool.
SCCSupportedSynchronousActions		Optional	The SupportedSynchronousActions as reported in the underlying StorageConfigurationCapabilities (if any) associated to the StoragePool.
SCCSupportedAsynchronousActions		Optional	The SupportedAsynchronousActions as reported in the underlying StorageConfigurationCapabilities (if any) associated to the StoragePool.
SCCSupportedStorageElementUsage		Optional	The SupportedStorageElementUsage as reported in the underlying StorageConfigurationCapabilities (if any) associated to the StoragePool.
SCCClientSettableElementUsage		Optional	The ClientSettableElementUsage as reported in the underlying StorageConfigurationCapabilities (if any) associated to the StoragePool.
SCCSupportedStoragePoolUsage		Optional	The SupportedStoragePoolUsage as reported in the underlying StorageConfigurationCapabilities (if any) associated to the StoragePool.
SCCClientSettablePoolUsage		Optional	The ClientSettablePoolUsage as reported in the underlying StorageConfigurationCapabilities (if any) associated to the StoragePool.

6.6.26 CIM_SystemDeviceView (DiskDriveViews)

Created By: External

Modified By: Static

Deleted By: External

Requirement: Required if the array property CIM_ViewCapabilities.SupportedViews contains the string "SNIA:DiskDriveView" (and the Disk Drive Lite Profile is implemented).

Table 121 describes class CIM_SystemDeviceView (DiskDriveViews).

Table 121 - SMI Referenced Properties/Methods for CIM_SystemDeviceView (DiskDriveViews)

Properties	Flags	Requirement	Description & Notes
GroupComponent		Mandatory	The Computer System that contains this DiskDriveView instance.
PartComponent		Mandatory	The CIM_DiskDriveView instance that is a device on the computer system.

6.6.27 CIM_SystemDeviceView (MappingProtocolControllerViews)

Created By: External

Modified By: Static

Deleted By: External

Requirement: Required if the array property CIM_ViewCapabilities.SupportedViews contains the string "SNIA:MappingProtocolControllerView" (and the Masking and Mapping Profile is implemented).

Table 122 describes class CIM_SystemDeviceView (MappingProtocolControllerViews).

Table 122 - SMI Referenced Properties/Methods for CIM_SystemDeviceView (MappingProtocolControllerViews)

Properties	Flags	Requirement	Description & Notes
GroupComponent		Mandatory	The Computer System that contains this MappingProtocolControllerView instance.
PartComponent		Mandatory	The CIM_MappingProtocolControllerView instance that is a device on the computer system.

6.6.28 CIM_SystemDeviceView (ReplicaPairViews)

Created By: External

Modified By: Static

Deleted By: External

Requirement: Required if the array property CIM_ViewCapabilities.SupportedViews contains the string "SNIA:ReplicaPairView" (and the Copy Services Profile is implemented).

Table 123 describes class CIM_SystemDeviceView (ReplicaPairViews).

Table 123 - SMI Referenced Properties/Methods for CIM_SystemDeviceView (ReplicaPairViews)

Properties	Flags	Requirement	Description & Notes
GroupComponent		Mandatory	The Computer System that contains this ReplicaPairView instance.
PartComponent		Mandatory	The CIM_ReplicaPairView instance that is a device on the computer system.

6.6.29 CIM_SystemDeviceView (VolumeViews)

Created By: External

Modified By: Static

Deleted By: External

Requirement: Required if the array property CIM_ViewCapabilities.SupportedViews contains the string "SNIA:VolumeView" (and the Block Service Package is implemented).

Table 124 describes class CIM_SystemDeviceView (VolumeViews).

Table 124 - SMI Referenced Properties/Methods for CIM_SystemDeviceView (VolumeViews)

Properties	Flags	Requirement	Description & Notes
GroupComponent		Mandatory	The Computer System that contains this VolumeView instance.
PartComponent		Mandatory	The CIM_VolumeView instance that is a device on the computer system.

6.6.30 CIM_ViewCapabilities

The CIM_ViewCapabilities instance defines the capabilities of an implementation support for CIM_view classes. The CIM_ViewCapabilities is subclassed from CIM_Capabilities.

Created By: Static

Modified By: Static

Deleted By: Static

Requirement: Mandatory

Table 125 describes class CIM_ViewCapabilities.

Table 125 - SMI Referenced Properties/Methods for CIM_ViewCapabilities

Properties	Flags	Requirement	Description & Notes
InstanceID		Mandatory	An opaque, unique id for the view class capability of an implementation.
ElementName		Optional	A provider supplied user-Friendly Name for this CIM_ViewCapabilities element.
SupportedViews		Mandatory	This array of strings lists the view classes that are supported by the implementation. Valid string values are "SNIA:VolumeView" "SNIA:DiskDriveView" "SNIA:MaskingMappingExposedDeviceView" "SNIA:MaskingMapView" "SNIA:MappingProtocolControllerView" "SNIA:StoragePoolView" "SNIA:ReplicaPairView" .

6.6.31 CIM_VolumeView

The CIM_VolumeView instance is a view that is derived from CIM_StorageVolume, CIM_ElementSettingData, CIM_StorageSetting, CIM_AllocatedFromStoragePool and CIM_StoragePool. The CIM_VolumeView is subclassed from CIM_View.

Created By: External

Modified By: External

Deleted By: External

Requirement: Required if the array property CIM_ViewCapabilities.SupportedViews contains the string "SNIA:VolumeView" (and the Block Service Package is implemented).

Table 126 describes class CIM_VolumeView.

Table 126 - SMI Referenced Properties/Methods for CIM_VolumeView

Properties	Flags	Requirement	Description & Notes
SVSystemCreationClassName		Mandatory	The SystemCreationClassName for the underlying StorageVolume (or LogicalDisk).
SVSystemName		Mandatory	The SystemName for the underlying StorageVolume (or LogicalDisk).
SVCreationClassName		Mandatory	The CreationClassName for the underlying StorageVolume (or LogicalDisk).
SVDeviceID		Mandatory	An opaque identifier of the underlying StorageVolume (or LogicalDisk).
SVName		Mandatory	The identifier for the underlying StorageVolume (or LogicalDisk).
SVNameFormat		Mandatory	The format of the identifier for the underlying StorageVolume (or LogicalDisk).
SVNameNamespace		Mandatory	The NameNamespace for the StorageVolume as reported in the underlying StorageVolume instance.
SVExtentStatus		Mandatory	The ExtentStatus as reported in the underlying StorageVolume (or LogicalDisk).
SVOperationalStatus		Mandatory	The OperationalStatus as reported in the underlying StorageVolume (or LogicalDisk).
SVBlockSize		Mandatory	
SVNumberOfBlocks		Mandatory	The number of blocks that make up the volume as reported in the underlying StorageVolume (or LogicalDisk).
SVConsumableBlocks		Mandatory	The number of usable blocks in the volume as reported in the underlying StorageVolume (or LogicalDisk).
SVIsBasedOnUnderlyingRedundancy		Mandatory	Whether or not redundancy is supported for the volume as reported in the underlying StorageVolume (or LogicalDisk).
SVNoSinglePointOfFailure		Mandatory	Whether or not NoSinglePointOfFailure is supported for the volume as reported in the underlying StorageVolume (or LogicalDisk).
SVDataRedundancy		Mandatory	The DataRedundancy supported by the volume as reported in the underlying StorageVolume (or LogicalDisk).
SVPackageRedundancy		Mandatory	The PackageRedundancy supported by the volume as reported in the underlying StorageVolume (or LogicalDisk).
SVDeltaReservation		Mandatory	The DeltaReservation supported by the volume as reported in the underlying StorageVolume (or LogicalDisk).
SVPrimordial		Mandatory	
SVExtentDiscriminator		Mandatory	Experimental.

Table 126 - SMI Referenced Properties/Methods for CIM_VolumeView

Properties	Flags	Requirement	Description & Notes
SSInstanceID		Mandatory	The InstanceID of the StorageSetting for the volume as reported in its underlying StorageSetting.
SSElementName		Mandatory	The ElementName of the StorageSetting for the volume as reported in its underlying StorageSetting.
SSNoSinglePointOfFailure		Mandatory	Whether or not NoSinglePointOfFailure was requested in the StorageSetting for the volume as reported in its underlying StorageSetting.
SSDataRedundancyMin		Mandatory	The DataRedundancyMin value supported by the StorageSetting for the volume as reported in its underlying StorageSetting.
SSDataRedundancyMax		Mandatory	The DataRedundancyMax value supported by the StorageSetting for the volume as reported in its underlying StorageSetting.
SSDataRedundancyGoal		Mandatory	The DataRedundancyGoal supported by the StorageSetting for the volume as reported in its underlying StorageSetting.
SSPackageRedundancyMin		Mandatory	The PackageRedundancyMin value supported by the StorageSetting for the volume as reported in its underlying StorageSetting.
SSPackageRedundancyMax		Mandatory	The PackageRedundancyMax value supported by the StorageSetting for the volume as reported in the underlying StorageSetting.
SSPackageRedundancyGoal		Mandatory	The PackageRedundancyGoal supported by the StorageSetting for the volume as reported in its underlying StorageSetting.
SSChangeableType		Mandatory	The ChangeableType defined for the StorageSetting for the volume as reported in the underlying StorageSetting.
AFSPSpaceConsumed		Mandatory	The SpaceConsumed from the StoragePool by the volume as reported in its underlying AllocatedFromStoragePool association to the StoragePool.
SPInstanceID		Mandatory	The InstanceID of the StoragePool for the volume as reported in the underlying StoragePool.
SPPoolID		Mandatory	The PoolID of the StoragePool for the volume as reported in the underlying StoragePool.
SVOtherIdentifyingInfo		Optional	Other identifiers for the StorageVolume (or LogicalDisk) as reported in the underlying StorageVolume (or LogicalDisk).
SVIdentifyingDescriptions		Optional	The description of the other identifiers for the StorageVolume (or LogicalDisk) as reported in the underlying StorageVolume (or LogicalDisk).
SVElementName		Optional	The user friendly name for the underlying StorageVolume (or LogicalDisk).
SVUsage		Optional	The Usage supported by the volume as reported in the underlying StorageVolume (or LogicalDisk).
SVOtherUsageDescription		Optional	The OtherUsageDescription supported by the volume as reported in the underlying StorageVolume (or LogicalDisk).
SVClientSettableUsage		Optional	The ClientSettableUsage supported by the volume as reported in the underlying StorageVolume (or LogicalDisk).
SVCanDelete		Optional	Experimental. The CanDelete supported by the volume as reported in the underlying StorageVolume.
SVIsComposite		Optional	Experimental. The IsComposite supported by the volume as reported in the underlying StorageVolume.
SSExtentStripeLength		Optional	The ExtentStripeLength value supported by the StorageSetting for the volume as reported in its underlying StorageSetting.

Table 126 - SMI Referenced Properties/Methods for CIM_VolumeView

Properties	Flags	Requirement	Description & Notes
SSExtentStripeLengthMin		Optional	The ExtentStripeLengthMin value supported by the StorageSetting for the volume as reported in its underlying StorageSetting.
SSExtentStripeLengthMax		Optional	The ExtentStripeLengthMax supported by the StorageSetting for the volume as reported in its underlying StorageSetting.
SSParityLayout		Optional	The ParityLayout defined by the StorageSetting for the volume as reported in its underlying StorageSetting.
SSUserDataStripeDepth		Optional	The UserDataStripeDepth value supported by the StorageSetting for the volume as reported in its underlying StorageSetting.
SSUserDataStripeDepthMin		Optional	The UserDataStripeDepthMin value supported by the StorageSetting for the volume as reported in its underlying StorageSetting.
SSUserDataStripeDepthMax		Optional	The UserDataStripeDepthMax value supported by the StorageSetting for the volume as reported in its underlying StorageSetting.
SSStorageExtentInitialUsage		Optional	The StorageExtentInitialUsage value supported by the StorageSetting for the volume as reported in its underlying StorageSetting.
SSStoragePoolInitialUsage		Optional	

6.6.32 SNIA_DiskDriveView

Experimental. The SNIA_DiskDriveView instance is a view that is derived from CIM_StorageExtent, CIM_MediaPresent, SNIA_DiskDrive, CIM_Realizes, CIM_PhysicalPackage, CIM_ElementSoftwareIdentity and CIM_SoftwareIdentity. The SNIA_DiskDriveView is subclassed from CIM_DiskDriveView.

Created By: External

Modified By: External

Deleted By: External

Requirement: Optional

Table 127 describes class SNIA_DiskDriveView.

Table 127 - SMI Referenced Properties/Methods for SNIA_DiskDriveView

Properties	Flags	Requirement	Description & Notes
SESystemCreationClassName		Mandatory	The SystemCreationClassName for the StorageExtent of the Disk Drive as reported in the underlying primordial StorageExtent instance for the Disk Drive.
SESystemName		Mandatory	The SystemName for the StorageExtent of the Disk Drive as reported in the underlying primordial StorageExtent instance for the Disk Drive.
SECreationClassName		Mandatory	The CreationClassName for the StorageExtent of the Disk Drive as reported in the underlying primordial StorageExtent instance for the Disk Drive.
SEDeviceID		Mandatory	The DeviceID for the StorageExtent of the Disk Drive as reported in the underlying primordial StorageExtent instance for the Disk Drive.
SEBlockSize		Mandatory	The BlockSize for the StorageExtent of the Disk Drive as reported in the underlying primordial StorageExtent instance for the Disk Drive.
SENumberOfBlocks		Mandatory	The NumberOfBlocks for the StorageExtent of the Disk Drive as reported in the underlying primordial StorageExtent instance for the Disk Drive.

Table 127 - SMI Referenced Properties/Methods for SNIA_DiskDriveView

Properties	Flags	Requirement	Description & Notes
SEConsumableBlocks		Mandatory	The ConsumableBlocks for the StorageExtent of the Disk Drive as reported in the underlying primordial StorageExtent instance for the Disk Drive.
SEExtentStatus		Mandatory	The ExtentStatus for the StorageExtent of the Disk Drive as reported in the underlying primordial StorageExtent instance for the Disk Drive.
SEOperationalStatus		Mandatory	The OperationalStatus for the StorageExtent of the Disk Drive as reported in the underlying primordial StorageExtent instance for the Disk Drive.
DDSystemCreationClassName		Mandatory	The SystemCreationClassName for the Disk Drive as reported in the underlying DiskDrive instance.
DDSystemName		Mandatory	The SystemName for the Disk Drive as reported in the underlying DiskDrive instance.
DDCreationClassName		Mandatory	The CreationClassName for the Disk Drive as reported in the underlying DiskDrive instance.
DDDeviceID		Mandatory	The DeviceID for the Disk Drive as reported in the underlying DiskDrive instance.
DDName		Mandatory	The Name for the Disk Drive as reported in the underlying DiskDrive instance.
DDOperationalStatus		Mandatory	The OperationalStatus for the Disk Drive as reported in the underlying DiskDrive instance.
PPCreationClassName		Mandatory	The CreationClassName for the PhysicalPackage of the Disk Drive as reported in the underlying PhysicalPackage instance for the Disk Drive.
PPTag		Mandatory	The Tag for the PhysicalPackage of the Disk Drive as reported in the underlying PhysicalPackage instance for the Disk Drive.
PPManufacturer		Mandatory	The Manufacturer for the PhysicalPackage of the Disk Drive as reported in the underlying PhysicalPackage instance for the Disk Drive.
PPModel		Mandatory	The Model for the PhysicalPackage of the Disk Drive as reported in the underlying PhysicalPackage instance for the Disk Drive.
SIInstanceID		Mandatory	The InstanceID for the SoftwareIdentity of the Disk Drive as reported in the underlying SoftwareIdentity instance for the Disk Drive.
SIVersionString		Mandatory	The VersionString for the SoftwareIdentity of the Disk Drive as reported in the underlying SoftwareIdentity instance for the Disk Drive.
DDLLocationIndicator		Optional	The LocationIndicator for the Disk Drive as reported in the underlying DiskDrive instance.
DDDiskType		Optional	The DiskType for the Disk Drive as reported in the underlying DiskDrive instance.
DDFormFactor		Optional	The FormFactor for the Disk Drive as reported in the underlying DiskDrive instance.
DDEncryption		Optional	The Encryption for the Disk Drive as reported in the underlying DiskDrive instance.
PPSerialNumber		Optional	The SerialNumber for the PhysicalPackage of the Disk Drive as reported in the underlying PhysicalPackage instance for the Disk Drive.
PPPartNumber		Optional	The PartNumber for the PhysicalPackage of the Disk Drive as reported in the underlying PhysicalPackage instance for the Disk Drive.
SIManufacturer		Optional	The Manufacturer for the SoftwareIdentity of the Disk Drive as reported in the underlying SoftwareIdentity instance for the Disk Drive.

Table 127 - SMI Referenced Properties/Methods for SNIA_DiskDriveView

Properties	Flags	Requirement	Description & Notes
SIBuildNumber		Optional	The BuildNumber for the SoftwareIdentity of the Disk Drive as reported in the underlying SoftwareIdentity instance for the Disk Drive.
SIMajorVersion		Optional	The MajorVersion for the SoftwareIdentity of the Disk Drive as reported in the underlying SoftwareIdentity instance for the Disk Drive.
SIRevisionNumber		Optional	The RevisionNumber for the SoftwareIdentity of the Disk Drive as reported in the underlying SoftwareIdentity instance for the Disk Drive.
SIMinorVersion		Optional	The MinorVersion for the SoftwareIdentity of the Disk Drive as reported in the underlying SoftwareIdentity instance for the Disk Drive.
LPPortType		Optional	This is an array property that contains the PortTypes for the target ports that may be used to access the disk drive.

EXPERIMENTAL

Block Storage Views Profile

STABLE

7 Block Server Performance Subprofile

7.1 Description

7.1.1 Synopsis

Profile Name: Block Server Performance (Component Profile)

Version: 1.6.1

Organization: SNIA

CIM Schema Version: 2.39.0

Table 128 describes the related profiles for Block Server Performance.

Table 128 - Related Profiles for Block Server Performance

Profile Name	Organization	Version	Requirement	Description
Multiple Computer System	SNIA	1.2.0	Optional	
Extent Composition	SNIA	1.6.0	Optional	
SPI Target Ports	SNIA	1.4.0	Optional	
FC Target Ports	SNIA	1.4.0	Optional	
iSCSI Target Ports	SNIA	1.6.0	Optional	
DA Target Ports	SNIA	1.4.0	Optional	
SPI Initiator Ports	SNIA	1.4.0	Optional	
FC Initiator Ports	SNIA	1.6.0	Optional	
iSCSI Initiator Ports	SNIA	1.2.0	Optional	
Disk Drive Lite	SNIA	1.6.0	Optional	
Replication Services	SNIA	1.6.1	Optional	Experimental.

NOTE Each of these subprofiles is mandatory if the element in question is to be metered. For example, in order to keep statistics on Disk Drives, it will be necessary for Disk Drives to be modeled.

Central Class: BlockStatisticsService

Scoping Class: ComputerSystem

7.1.2 Overview

The Block Server Performance Subprofile defines classes and methods for managing performance information in block servers (e.g., Arrays, Storage Virtualizers and Volume Management). Not all of the objects for which statistics are defined apply to all these profiles. For example, Storage Virtualizers don't have Disk Drives and Volume Management Profiles don't have Ports. In these cases, the profile would not support the statistics for the object that does not apply to it.

NOTE Performance analysis is broader than just Arrays, Storage Virtualizers and Volume Managers. Complete analysis requires performance information from hosts and fabric. These are (or will be) addressed separately as part of the appropriate profiles.

One of the key SRM disciplines for managing block servers (e.g., arrays) is Performance Management. Currently, there are no common statistics defined that can be used to manage multiple vendor arrays from a performance perspective. Some of the key tasks commonly performed in the discipline of Performance Management are:

- Performance Capacity Planning,
- Performance Problem Isolation,
- Peak Window Analysis,
- Block server Workload Analysis,
- Block server Performance Tuning.

In order to manage performance, a number of processes need to be in place:

- Ability to measure the performance and saturation points of components within the storage network. This subprofile describes the first increment of measurement, that of the storage system. Examples of this include:
 - Read and Write I/O counts for a LUN or a disk,
 - Number of Read and Write I/Os per second for a LUN or a disk,
 - Number of blocks transferred per unit time,
 - Cache hit ratios.

Both specific measurements and methods to make these measurements available to SRM applications will be part of this subprofile.

- Ability to understand the relationship of facilities within the storage network and their relationship to the actual application: This is provided by mapping functions which are described in this specification. Mapping functions are listed within the specification today. As new objects (like cache which is currently not defined) and new relationships between objects are defined, these parts of this specification will have to be upgraded.
- Ability to understand the status and configuration of the storage network components: There is some level of this information within the SMI specification today, and there are expected future improvements to this area that will be in future releases. Examples of this include:
 - Cache status on or off for read or write cache,
 - How much Cache is installed,
 - Storage Volume (LUN) status, normal or degraded,
 - Cache configuration parameters,
 - LUN status,
 - Error counts on a port.

Methods to be able to tune the configuration of a storage network component. This would include setting RAID levels, setting stripe widths, setting cache tunable parameters, etc. This is an area for future development. Given that there is a wide diversity of storage architectures, this may be an area where SMI provides a framework and vendors supply the custom extensions required for their systems.

Performance Management is optimized when all four components are in place. Performance Measurement is the key deliverable that is the focus of this subprofile.

Block storage devices usually have one or more of the following elements:

- Block Server (top level ComputerSystem),
- I/O Ports (e.g., FCPorts),
- Front-end Ports,
- Back-end Ports,

NOTE Port Statistics in block servers need to be coordinated with Port statistics in the Fabric Profile by applications. A mapping between fabric statistics and block server statistics is identified in 7.7.7.

- Individual Controllers (ComponentCS),
- Front-end controller(s) (ComponentCS),
- Back-end controller(s) (ComponentCS),
- Exported Elements (e.g., Volumes or Logical Disks),
- Imported Elements (e.g., Extents with ConcreteComponent association to Pools),
- Disk Drives.

In order to monitor and manage these components, it is necessary to identify performance counters for each of the above elements in the block server and externalize an interface to obtain these counters at some SRM-determined periodicity. An SRM product will also need to be able to associate these counters to the appropriate block server elements as defined in the appropriate SMI-S profiles in order to complete the full picture of the performance analysis (e.g., what disks are part of this LUN and what other LUNs have portions on this disk).

The function of this subprofile is to support the aforementioned SRM applications.

The Block Server Performance Subprofile augments the profiles and subprofiles for Arrays, Storage Virtualizers and Volume Management Profiles. Instead of being an isolated subprofile, it adds modeling constructs to existing profiles and subprofiles. Together these enhancements make up the Block Server Performance Subprofile (as would be registered in the Server Profile as a RegisteredSubprofile).

EXPERIMENTAL

7.1.3 Performance Data Rate

Depending on the capabilities of the implementation, clients can directly retrieve the rate performance data, for example, for a given start and end time, the number of Read and Write I/Os per second.

See the BlockStatisticsCapabilities.RateElementTypesSupported property.

EXPERIMENTAL

7.2 Implementation

7.2.1 Performance Additions Overview

Figure 35: "Block Server Performance Subprofile Summary Instance Diagram" provides an overview of the model (independent of profiles and subprofiles). The new classes added by the Block Server Performance Subprofile are the shaded grey boxes.

Block Server Performance Subprofile

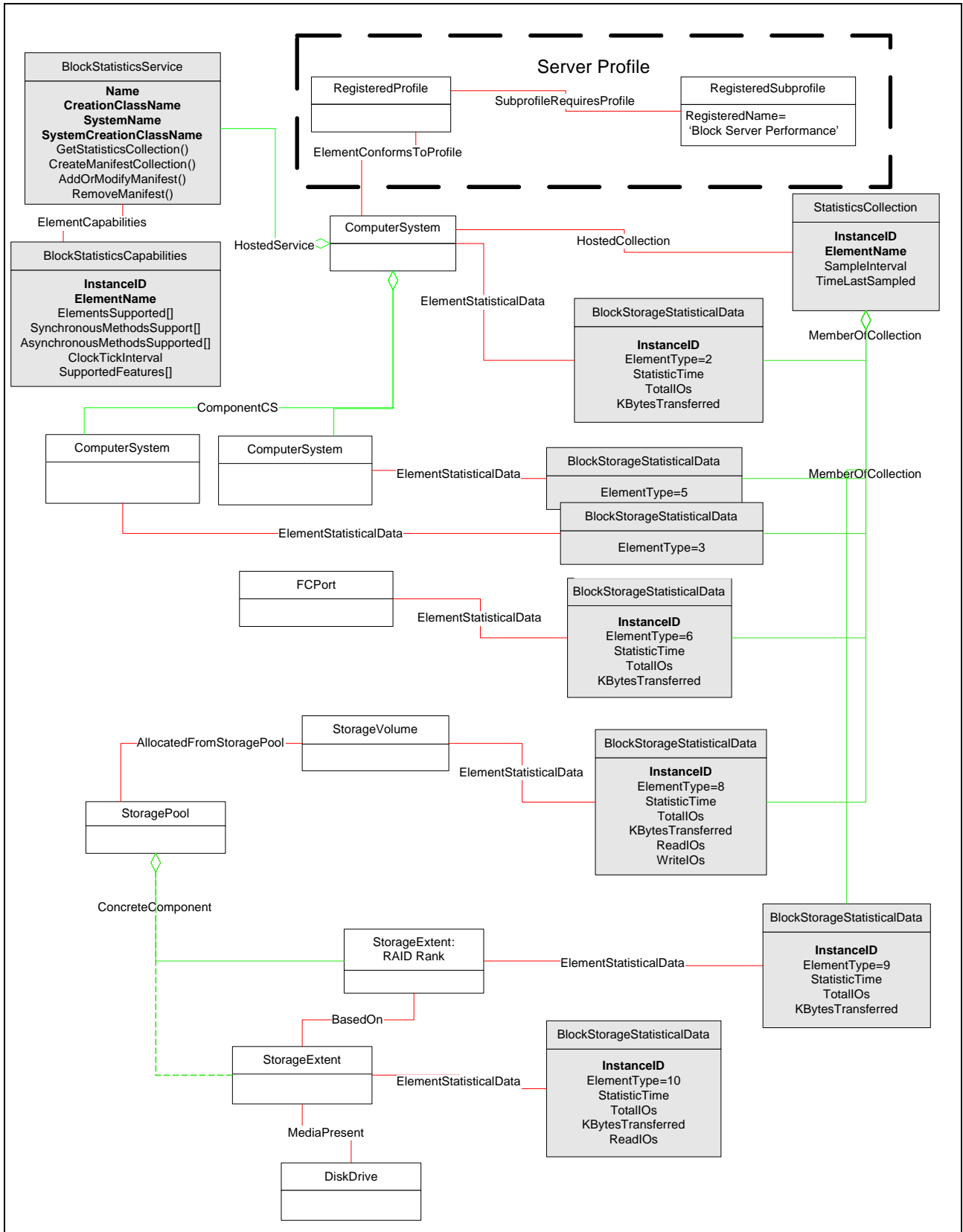


Figure 35 - Block Server Performance Subprofile Summary Instance Diagram

NOTE The properties listed for the statistics classes are the mandatory properties. Optional Properties are not listed in order to save space in the diagram. Optional properties can be found in 7.8 "CIM Elements".

What Figure 35 shows is a single instance of StatisticsCollection for the entire profile. This is the anchor point from which all statistics being kept by the profile can be found. Block statistics are defined as a BlockStorageStatisticalData class, instances of which hold the statistics for particular elements (e.g., StorageVolumes, ComputerSystems, Ports, Extents and Disk Drives). The type of element is recorded in the instance of BlockStorageStatisticalData in the ElementType property.

All the statistics instances are related to the elements they meter via the ElementStatisticalData association (e.g., BlockStorageStatisticalData for a StorageVolume can be found from the Volume by traversing the ElementStatisticalData association).

All the statistics instances kept in the profile are associated to the one StatisticsCollection instance. Access to all the statistics for the profile is through the StatisticsCollection. The StatisticsCollection has a HostedCollection association to the "top level" computer system of the profile.

Note that statistics may be kept for a number of elements in the profile, including elements in subprofiles. The elements that are metered are:

The top level ComputerSystem – This provides a summary of all statistics for the whole profile (e.g., ReadIOs are all read IOs handled by the array, storage virtualizer or volume manager).

Component ComputerSystems – This provides a summary of all statistics that derive from a particular processor in the system cluster (e.g., all ReadIOs or ReadIOs per second handled by a particular processor). These statistics are kept in BlockStorageStatisticalData instances (one for each component computer system).

Port – This provides a summary of all the statistics that derive from a particular Port on the Array or Storage Virtualizer (e.g., all ReadIOs or ReadIOs per second that go through the particular port). These statistics are kept in BlockStorageStatisticalData instances (one for each Port in the system).

NOTE This element does not apply to the Volume Management Profile. Volume managers do not have front-end ports. The back-end ports for volume managers are HBAs. Statistics for volume manager back end ports would be kept by the HBAs.

StorageVolume – (or LogicalDisk). This provides a summary of statistics for a particular StorageVolume (or LogicalDisk). For example, all the ReadIOs (or ReadIOs per second) to the particular StorageVolume (or LogicalDisk). These statistics are kept in BlockStorageStatisticalData instances (one for each StorageVolume or LogicalDisk in the system).

StorageExtent – This provides a summary of statistics that derive from access to a particular StorageExtent. Note: StorageExtent support is ONLY PROVIDED for extents with a ConcreteComponent association to a concrete StoragePool. That is, this is not offered for intermediate extents. These statistics are kept in BlockStorageStatisticalData instances (one for each Extent that is modeled in the system).

SCSI Arbitrary Logical Units – This provides summary of statistics that derive from access to LUNs that are not StorageVolumes (e.g., controller commands).

Remote Replica Groups – This provides summary of statistics that derive from access remote replica volumes.

Finally, Figure 36: "Base Array Profile Block Server Performance Instance Diagram" illustrates the BlockStatisticsService for Bulk retrieval of all the statistics data and creation of manifest collections. These methods will be discussed later. They are shown here for completeness. Associated with the BlockStatisticsService is a BlockStatisticsCapabilities instance that identifies the specific capabilities implemented by the performance support. Specifically, it includes an "ElementsSupported" property that identifies the elements for which statistics are kept and the various retrieval mechanisms that are implemented (e.g., Extrinsic, Association Traversal, Indications and/or Query).

EXPERIMENTAL

The `BlockStatisticsCapabilities` also includes a `SupportedFeatures` property for identifying specific features of the implementation.

EXPERIMENTAL

7.2.2 Performance Additions to base Array Profile

Figure 36: "Base Array Profile Block Server Performance Instance Diagram" illustrates the class instances that would be supported if an Array only implemented the base Array Profile and the Block Server Performance Subprofile. Only the `StatisticsCollection`, the `BlockStorageStatisticalData` instance for the top level computer system, `BlockStorageStatisticalData` instances for front end ports and `BlockStorageStatisticalData` instances for Storage Volumes would be supported.

Only the `GetStatisticsCollection` method of the `BlockStatisticsService` would be supported. The actual elements for which the statistics would be kept would be reported in the "ElementsSupported" property of the `BlockStatisticsCapabilities` instance.

EXPERIMENTAL

For performance data rate, the method `GetRateStatisticsCollection` would be supported. The actual elements for which the statistics would be kept would be reported in the "RateElementsSupported" property of the `BlockStatisticsCapabilities` instance

EXPERIMENTAL

Block Server Performance Subprofile

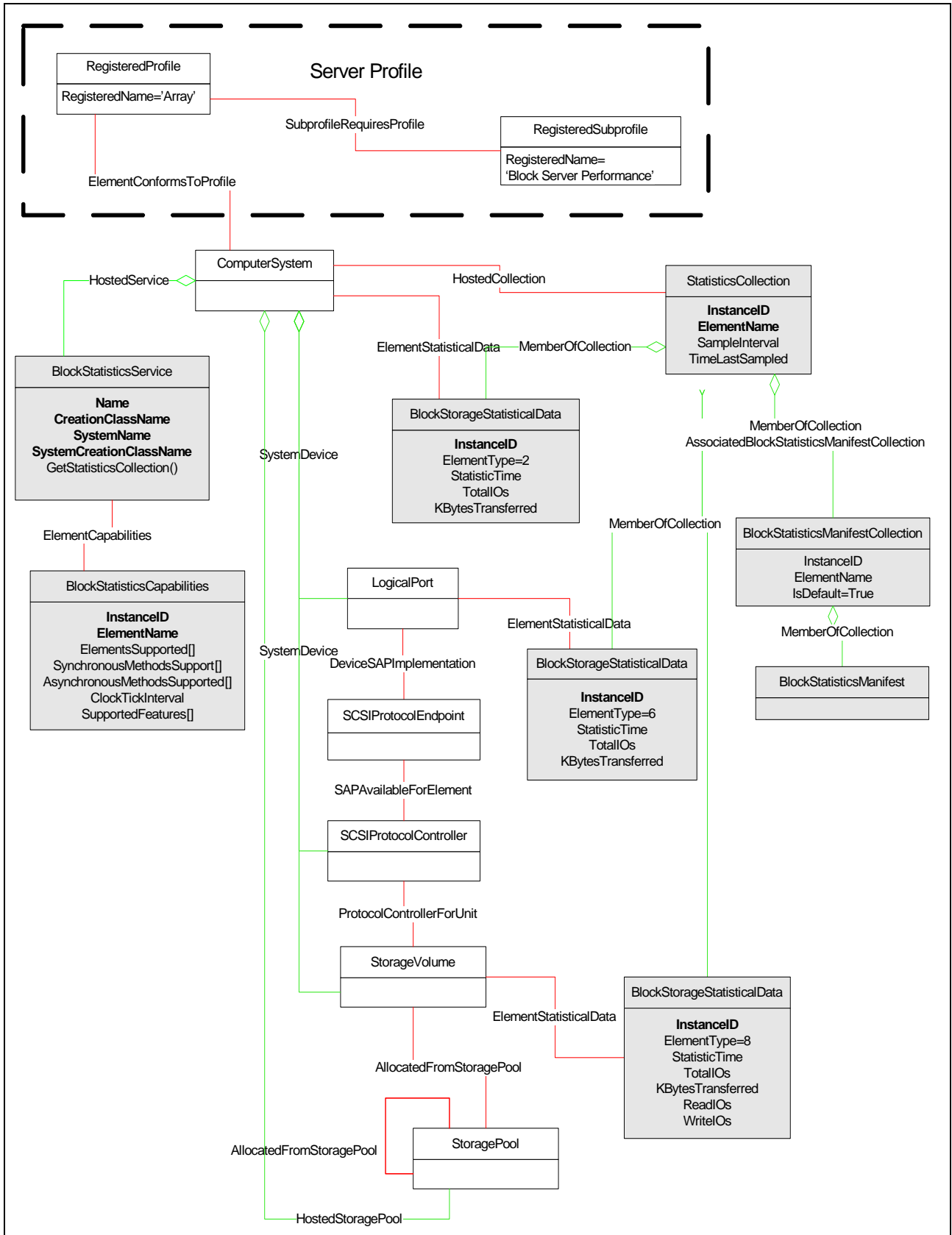


Figure 36 - Base Array Profile Block Server Performance Instance Diagram

NOTE The properties listed for the statistics classes are the mandatory properties. Optional Properties are not listed in order to save space in the diagram. Optional properties can be found in 7.8 "CIM Elements".

7.2.3 Performance Additions to base Storage Virtualizer Profile

Figure 37: "Base Storage Virtualizer Profile Block Server Performance Instance Diagram" illustrates the class instances that would be supported if a Storage Virtualizer only implemented the base Storage Virtualizer Profile and the Block Server Performance Subprofile. Only the StatisticsCollection, the BlockStorageStatisticalData instance for the top level computer system, BlockStorageStatisticalData instances for front-end and back-end ports, BlockStorageStatisticalData instances for Storage Volumes and BlockStorageStatisticalData for StorageExtents would be supported.

Only the GetStatisticsCollection method of the BlockStatisticsService would be supported. The actual elements for which the statistics would be kept would be reported in the "ElementsSupported" property of the BlockStatisticsCapabilities instance.

EXPERIMENTAL

For performance data rate, the method GetRateStatisticsCollection would be supported. The actual elements for which the statistics would be kept would be reported in the "RateElementsSupported" property of the BlockStatisticsCapabilities instance

EXPERIMENTAL

Block Server Performance Subprofile

NOTE The properties listed for the statistics classes are the mandatory properties. Optional Properties are not listed in order to

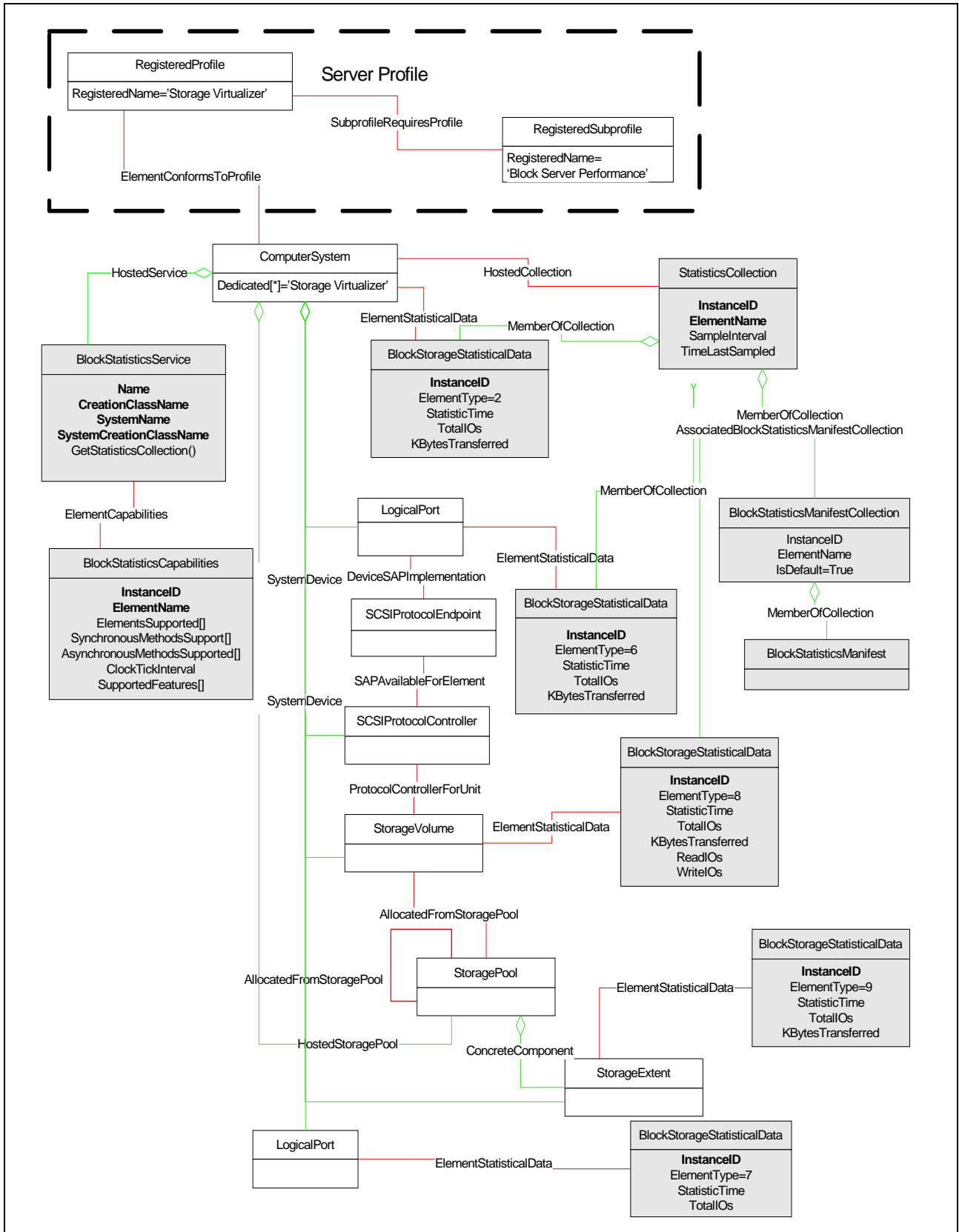


Figure 37 - Base Storage Virtualizer Profile Block Server Performance Instance Diagram

save space in the diagram. Optional properties can be found in 7.8 "CIM Elements".

7.2.4 Performance Additions to base Volume Management Profile

Figure 38: "Base Volume Management Profile Block Server Performance Instance Diagram" illustrates the class instances that would be supported if the volume manager only implemented the base Volume Management Profile and the Block Server Performance Subprofile. Only the StatisticsCollection, the BlockStorageStatisticalData instance for the top level computer system, BlockStorageStatisticalData instances for LogicalDisks (lower extents) and BlockStorageStatisticalData instances for LogicalDisks (exported Logical Disks) would be supported.

Block Server Performance Subprofile

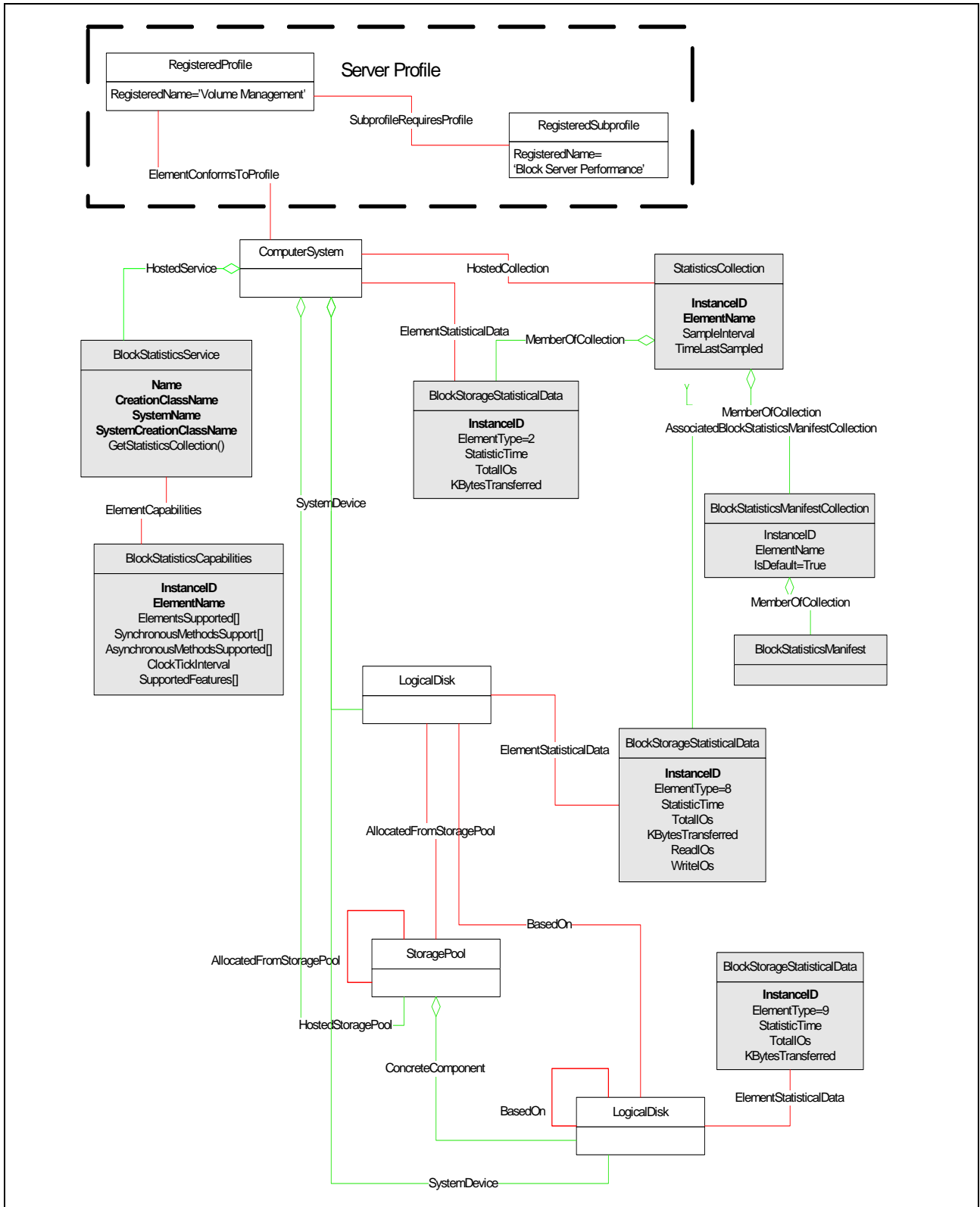


Figure 38 - Base Volume Management Profile Block Server Performance Instance Diagram

NOTE The properties listed for the statistics classes are the mandatory properties. Optional Properties are not listed in order to save space in the diagram. Optional properties can be found in 7.8 "CIM Elements".

7.2.5 Summary of BlockStorageStatisticsData support by Profile

Table 129 defines the Element Types (for BlockStorageStatisticalData instances) that may be supported by profile.

Table 129 - Summary of Element Types by Profile

ElementType	Array	Storage Virtualizer	Volume Management
Computer System	YES	YES	YES
Front-end Computer System	YES	YES	YES
Peer Computer System	YES	YES	YES
Back-end Computer System	YES	YES	YES
Front-end Port	YES	YES	NO
Back-end Port	YES	YES	NO
Volume	YES	YES	YES
Extent	YES	YES	YES
Disk Drive	YES	YES	NO
Arbitrary LUs	YES	YES	NO
Remote Replica Group	YES	YES	YES

YES means that this specification defines the element type for the profile. Actual support by any given implementation would be implementation dependent. But the specification covers defining the element type for the profile. NO means that this specification does not specify this element type for the profile.

EXPERIMENTAL

Table 130 defines the Rate Element Types (for BlockStorageStatisticalData instances) that may be supported by profile

Table 130 - Summary of Rate Element Types by Profile

RateElementType	Array	Storage Virtualizer	Volume Management
Computer System Rate	YES	YES	YES
Front-end Computer System Rate	YES	YES	YES
Peer Computer System Rate	YES	YES	YES
Back-end Computer System Rate	YES	YES	YES
Front-end Port Rate	YES	YES	NO
Back-end Port Rate	YES	YES	NO
Volume Rate	YES	YES	YES
Extent Rate	YES	YES	YES
Disk Drive Rate	YES	YES	NO
Arbitrary LUs Rate	YES	YES	NO
Remote Replica Group Rate	YES	YES	YES

EXPERIMENTAL

7.2.6 Server Profile Support for the Block Server Performance Subprofile

At the top of Figure 36: "Base Array Profile Block Server Performance Instance Diagram" is a dashed box that illustrates a part of the Server Profile for the Array. A similar dashed box appears for Storage Virtualizer and Volume Management Profiles. The part illustrated is the particulars for the Block Server Performance Subprofile. If performance support has been implemented, then there shall be a RegisteredSubprofile instance for the Block Server Performance Subprofile.

7.2.7 Default Manifest Collection

Associated with the instance of the StatisticsCollection shall be a provider supplied (Default) CIM_BlockStatisticsManifestCollection that represents the statistics properties that are kept by the profile. The default manifest collection is indicated by the IsDefault property (=True) of the CIM_BlockStatisticsManifestCollection. For each metered object of the profile implementation the default manifest collection will have exactly one manifest that will identify which properties are included for that metered object. If a an object is not metered, then there shall not be a manifest for that element type. If an element type (e.g., StorageVolume) is metered, then there shall be a manifest for that element type.

EXPERIMENTAL

Each default manifest in the default manifest collection identifies the statistics properties included by default by the implementation. The CSVSequence property of the manifest shall identify the default sequence in which the implementation will return statistics properties within each record for the ElementType on a GetStatisticsCollection request. For each property included in the manifest by the value "true" there should be an entry in the CSVSequence array identifying the BlockStorageStatisticalData property by name. The first three values of CSVSequence shall be

"InstanceID", "ElementType" and "StatisticsTime" to allow correlation of the Manifest with the CSV record based on the ElementType.

EXPERIMENTAL

EXPERIMENTAL

For performance data rate, each default manifest in the default manifest collection identifies the rate statistics properties included by default by the implementation. The CSVRateSequence property of the manifest shall identify the default sequence in which the implementation will return statistics properties within each record for the RateElementType on a GetRateStatisticsCollection request. For each property included in the manifest by the value "true" there should be an entry in the CSVRateSequence array identifying the BlockStorageStatisticalData property by name. The first four values of CSVRateSequence shall be "InstanceID", "RateElementType", "RateIntervalStartTime", and "RateIntervalEndTime" to allow correlation of the Manifest with the CSV record based on the RateElementType.

EXPERIMENTAL

7.2.8 Performance Additions applied to Multiple Computer Systems

Figure 39: "Multiple Computer System Subprofile Block Server Performance Instance Diagram" illustrates the class instances that would be supported if an Array, Storage Virtualizer or Volume Management Profile also implemented the Multiple Computer System Subprofile (and the Block Server Performance Subprofile). In this case, additional BlockStorageStatisticalData instances would exist for the component computer systems, as well as the top level computer system.

The "ElementsSupported" property of the BlockStatisticsCapabilities instance would include "Front-end Computer System", "Back-end Computer System" and/or "Peer Computer System".

NOTE Support for both the Multiple Computer System Subprofile and the Block Server Performance Subprofile does not imply support for statistics at the Component Computer System level. This support is ONLY implied by the "ElementsSupported" property of the BlockStatisticsCapabilities instance.

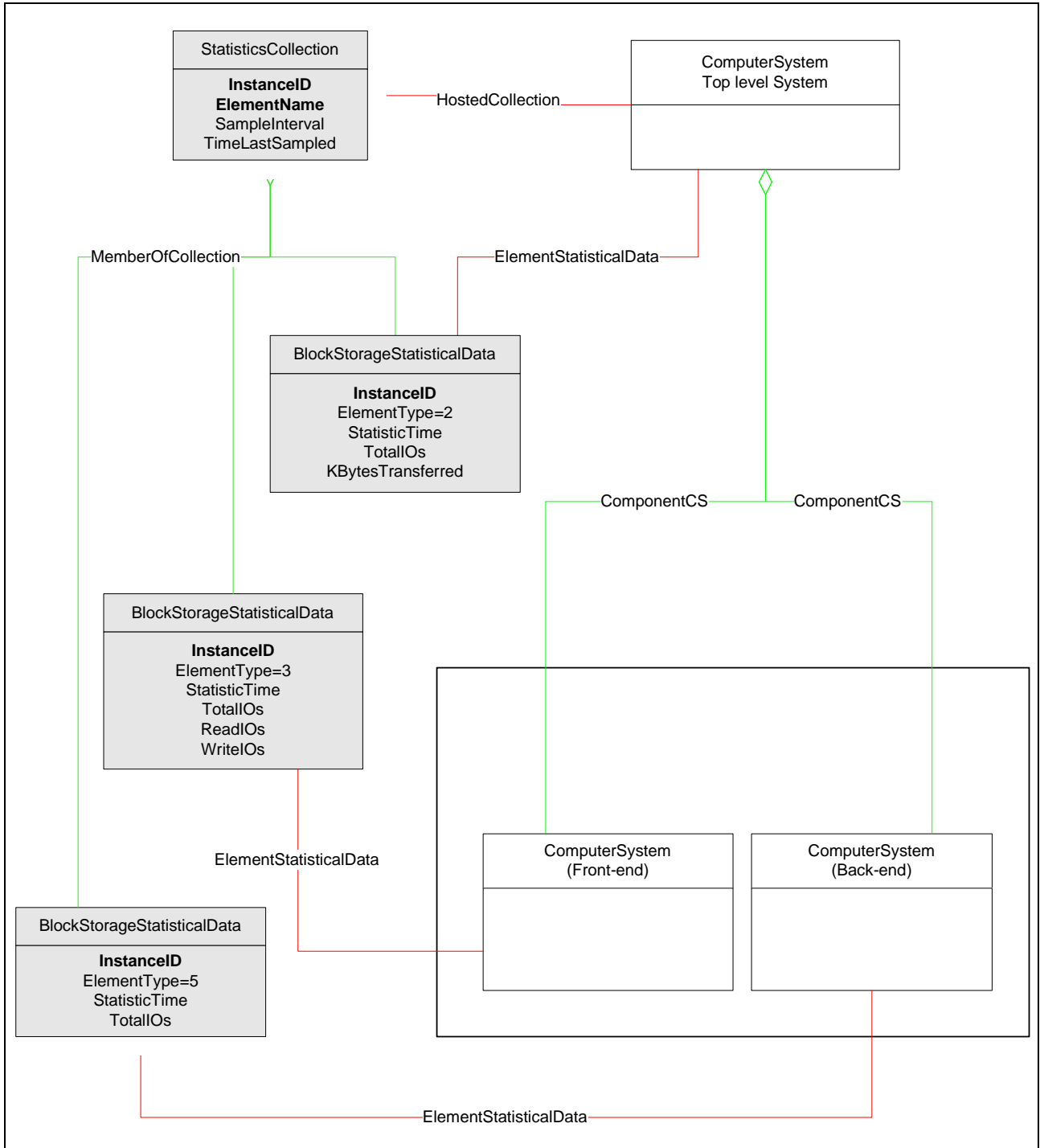


Figure 39 - Multiple Computer System Subprofile Block Server Performance Instance Diagram

NOTE The properties listed for the statistics classes are the mandatory properties. Optional Properties are not listed in order to save space in the diagram. Optional properties can be found in 7.8 "CIM Elements".

7.2.9 Performance Additions to Backend Ports

Figure 40: "Fibre Channel Initiator Port Subprofile Block Server Performance Instance Diagram" illustrates the class instances that would be supported if an Array also implemented the Fibre Channel Initiator Port Subprofile (and the Block Server Performance Subprofile). In this case, additional BlockStorageStatisticalData instances would exist for the back-end ports, as well as the front-end ports.

The "ElementsSupported" property of the BlockStatisticsCapabilities instance would include "Back-end Ports".

NOTE Support for both the Fibre Channel Initiator Port Subprofile and the Block Server Performance Subprofile DOES not imply support for statistics at the Back-end Port level. This support is ONLY implied by the "ElementsSupported" property of the BlockStatisticsCapabilities instance.

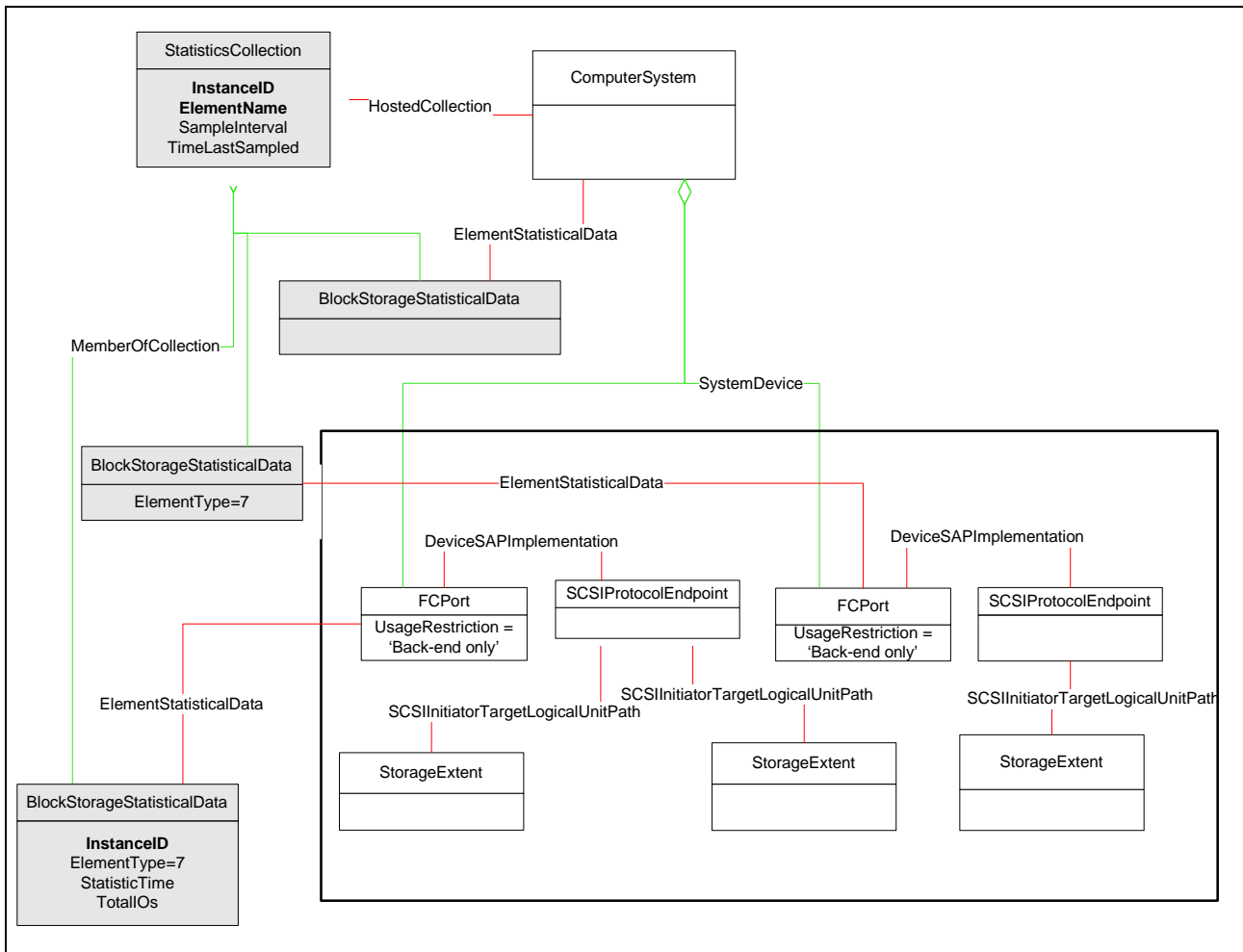


Figure 40 - Fibre Channel Initiator Port Subprofile Block Server Performance Instance Diagram

NOTE The properties listed for the statistics classes are the mandatory properties. Optional Properties are not listed in order to save space in the diagram. Optional properties can be found in 7.8 "CIM Elements".

EXPERIMENTAL

In some systems a port may be either a front-end or backend port. In this standard such ports would have a property that indicates that they serve both roles (UsageRestriction='4'). When a port has a UsageRestriction='4', then that port may have two BlockStorageStatisticalData records; one for the front-end port role and one for the backend port role. However, it will only have one record if only one of the

port `ElementTypes` (6 or 7) is supported by the implementation. That is, if `BlockStatisticsCapabilities.ElementTypes` contains 6, but not 7, then the `BlockStorageStatisticalData` shall contain statistics for the front-end port role. If `BlockStatisticsCapabilities.ElementTypes` contains both 6 and 7, then there shall be two `BlockStorageStatisticalData` instances (one for the front-end port role and one for the backend port role).

EXPERIMENTAL

7.2.10 Performance Additions to Extent Composition

Figure 41: "Extent Composition Subprofile Block Server Performance Instance Diagram" illustrates the class instances that would be supported if an Array also implemented the Extent Composition Subprofile (and the Block Server Performance Subprofile). In this case, `BlockStorageStatisticalData` instances would exist for the Extents that are modeled.

The "ElementsSupported" property of the `BlockStatisticsCapabilities` instance would include "Extents".

NOTE The Storage Virtualizer and Volume Management Profiles would use the "Extents" statistics for Storage Volumes (or LogicalDisks) that are imported instead of Disk extent statistics (since they do not have disk drives). Also note that an Array may model both "Extents" and "Disks" extents.

NOTE Support for both the Extent Composition Subprofile and the Block Server Performance Subprofile DOES not imply support for statistics at the Extent level. This support is ONLY implied by the “ElementsSupported” property of the BlockStatisticsCapabilities instance.

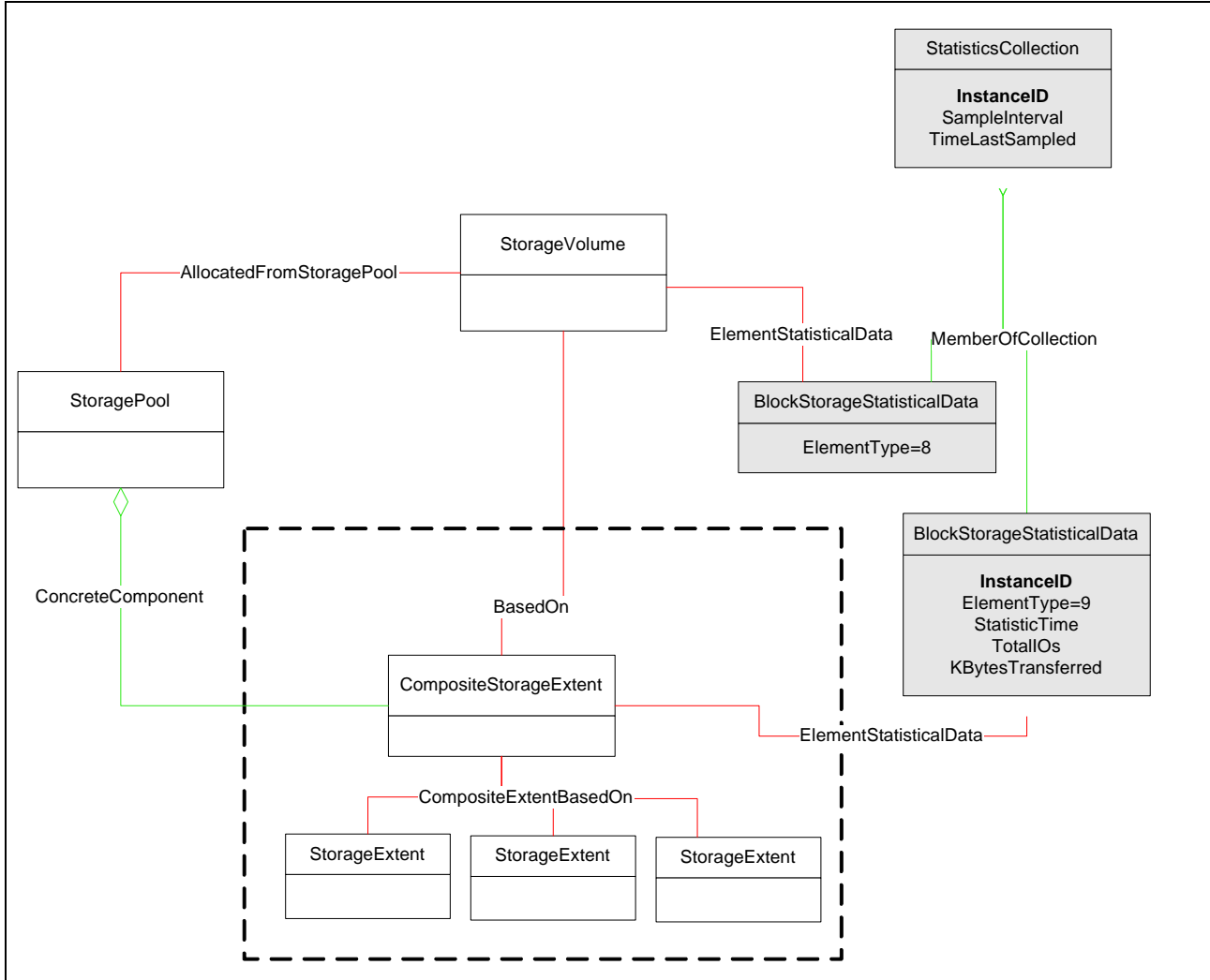


Figure 41 - Extent Composition Subprofile Block Server Performance Instance Diagram

NOTE The properties listed for the statistics classes are the mandatory properties. Optional Properties are not listed in order to save space in the diagram. Optional properties can be found in 7.8 "CIM Elements".

NOTE The low level extents represent Disk Drive Extents and they would not be part of the Storage Virtualizer or Volume Management Profiles.

7.2.11 Performance Additions to Disk Drives

Figure 42: "Disk Drive Lite Subprofile Block Server Performance Instance Diagram" illustrates the class instances that would be supported if an Array also implemented the Disk Drive Lite (or Disk Drive) Subprofile (and the Block Server Performance Subprofile). In this case, BlockStorageStatisticalData instances would exist for each of the Disk Drives in the Array.

The “ElementsSupported” property of the BlockStatisticsCapabilities instance would include “Disks”.

NOTE The Volume Management Profiles would NEVER show the “Disks” statistics. Also note that an Array or Storage Virtualizer may model both “Extents” and “Disks”. Note: Support for both the Disk Drive Lite Subprofile and the Block Server Performance

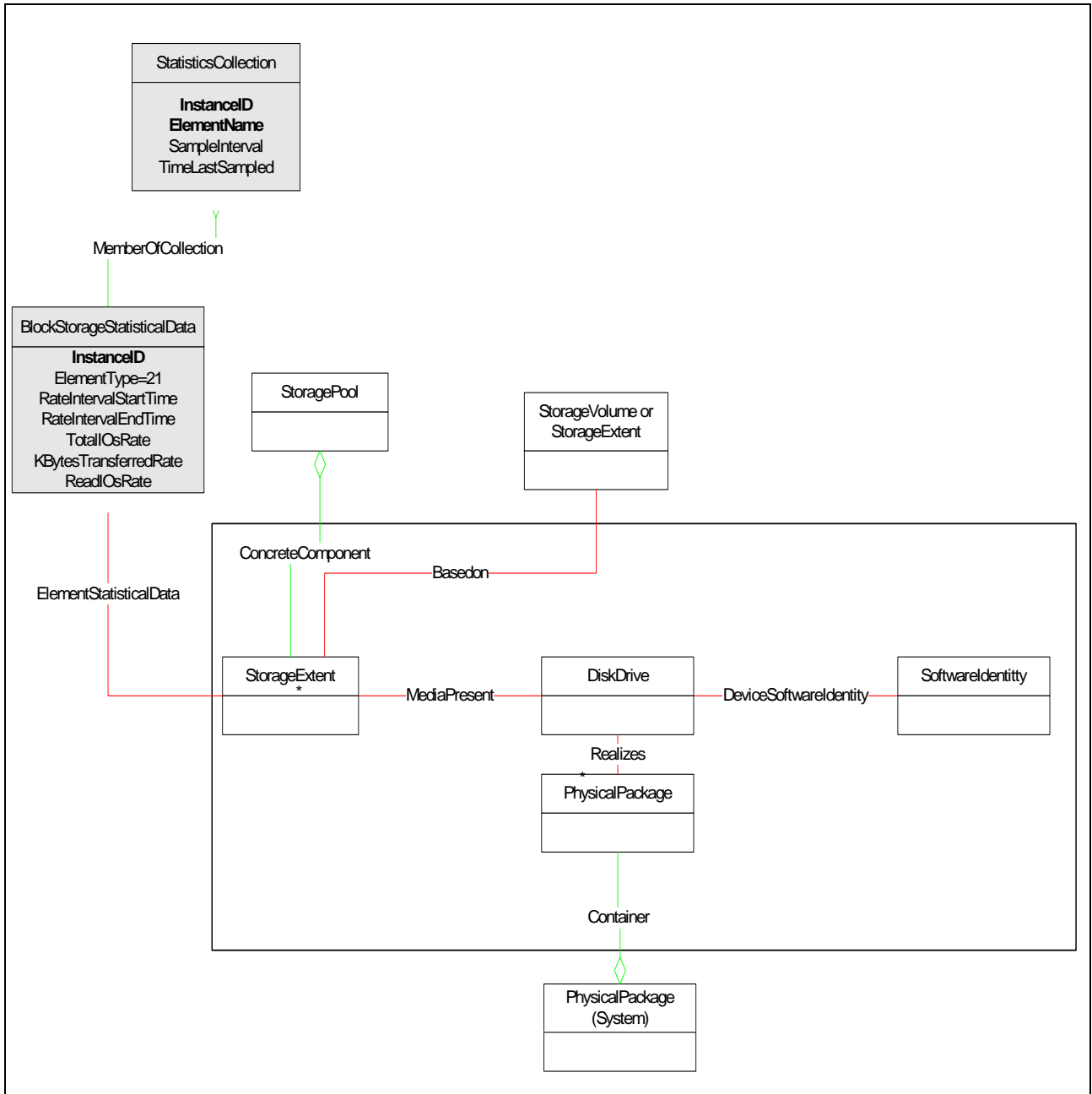


Figure 43 - Disk Drive Performance Data Rates

7.2.12 Performance Additions to SCSIArbitraryLogicalUnits (Controller LUNs)

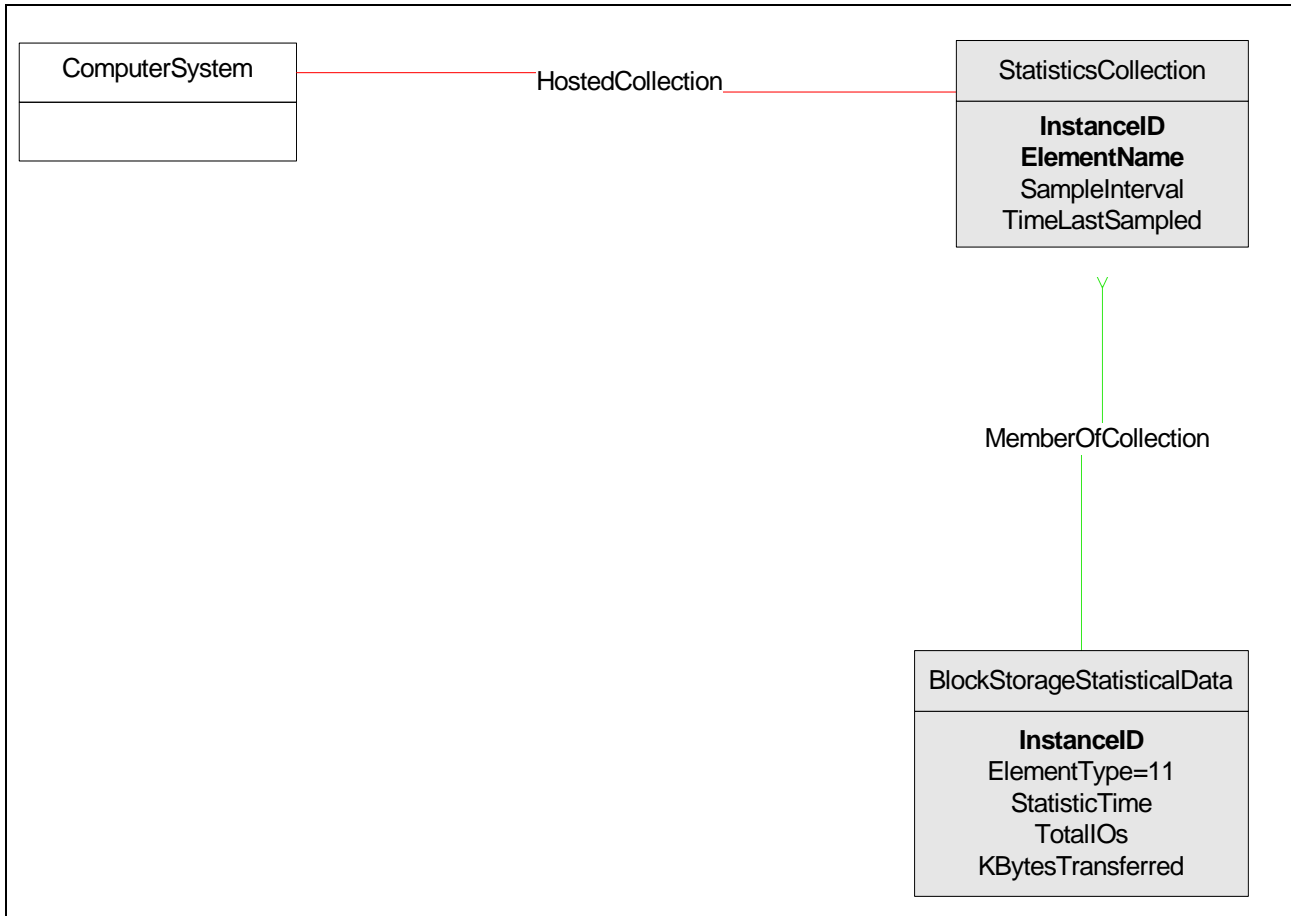


Figure 44 - SCSIArbitraryLogicalUnit Block Server Performance Instance Diagram

Figure 44: "SCSIArbitraryLogicalUnit Block Server Performance Instance Diagram" illustrates the class instances that would be supported if an Array (or Storage Virtualizer) has Controller LUNs (e.g., SCSIArbitraryLogicalUnits). In this case, BlockStorageStatisticalData instances would exist for each of the Controller LUNs (LogicalDevices or SCSIArbitraryLogicalUnits) supported by the Array (or Storage Virtualizer).

NOTE There is no ElementStatisticalData association to any element. This is because the Controller LUNs are not actually part of the Array or Storage Virtualizer Profiles. But the statistics may still be collected in and kept in BlockStorageStatisticalData instances with ElementType=11.

The "ElementsSupported" property of the BlockStatisticsCapabilities instance would include "Arbitrary LUs".

NOTE The properties listed for the statistics classes are the mandatory properties. Optional Properties are not listed in order to save space in the diagram. Optional properties can be found in 7.8 "CIM Elements".

EXPERIMENTAL

7.2.13 Performance Additions for Remote Mirrors

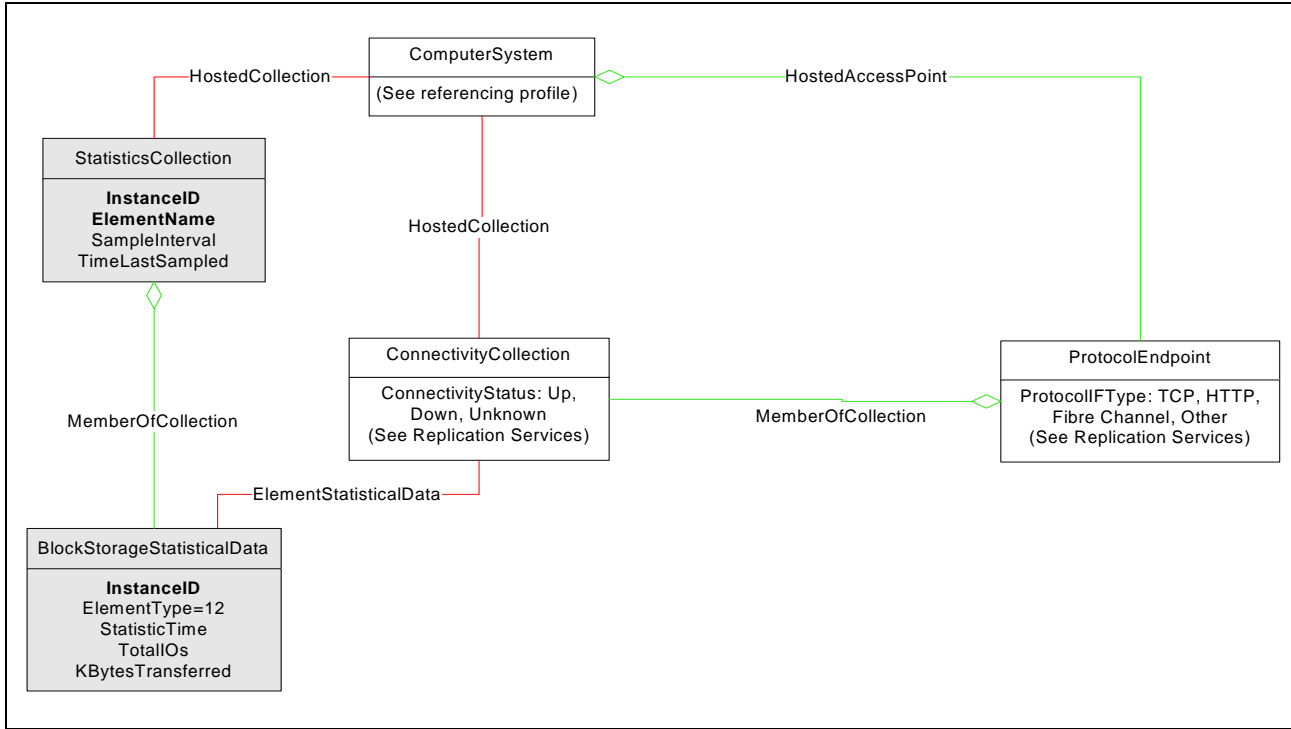


Figure 45 - Remote Mirrors Block Server Performance Instance Diagram

Figure 45: "Remote Mirrors Block Server Performance Instance Diagram" illustrates the class instances that would be supported if an Array also implemented the Remote Mirroring of the Replication Services Profile (and the Block Server Performance Subprofile). In this case, BlockStorageStatisticalData instances would exist for non-volume (e.g., meta data) IO requests. In this case, the BlockStorageStatisticalData instance is associated with the ConnectivityCollection instance that represents the connection to the remote system. **Note:** Statistics attributed to the ConnectivityCollection are control IOs between the mirroring arrays. Statistics that actually move data to the remote mirror are attributed to the targeted StorageVolume (or logical disk).

The "ElementsSupported" property of the BlockStatisticsCapabilities instance would include "Remote Replica Group".

NOTE Support for both the Replication Services Profile and the Block Server Performance Profile DOES not imply support for statistics at the Remote Replica Group level. This support is ONLY implied by the "ElementsSupported" property of the BlockStatisticsCapabilities instance.

NOTE The properties listed for the statistics classes are the mandatory properties. Optional Properties are not listed in order to save space in the diagram. Optional properties can be found in 7.8 "CIM Elements".

EXPERIMENTAL

7.2.14 Client Defined Manifest Collections

Manifest collections are either provider supplied (CIM_BlockStatisticsManifestCollection.IsDefault=True) for the profile implementation or client defined collections (CIM_BlockStatisticsManifestCollection.IsDefault=False) that indicate what statistics properties the client

would like to retrieve using the `GetStatisticsCollection` or `GetRateStatisticsCollection` method. For a discussion of provider supplied manifest collections, see 7.2.7.

Client defined manifest collections are a mechanism for restricting the amount of data returned on a `GetStatisticsCollection` request. A client defined manifest collection is identified by the `IsDefault` property of the collection is set to `False`. For each block statistics class (e.g., `Computer System`, `Volume`, `Disk`, etc.) a manifest can be defined which identifies which properties of the particular statistics class are to be returned on a `GetStatisticsCollection` request. Each of the classes of block statistic may have 0 or 1 manifest in any given manifest collection.

EXPERIMENTAL

In addition to identifying which properties the client wants returned, the client may define the sequence in which the properties are to be returned with the `CSVSequence` (or `CSVRateSequence`) property of the manifest. Support for this function is conditional on `BlockStatisticsCapabilities.SupportedFeatures` including the value '3' (Client Defined Sequence). If the client does not set this property or sets it improperly, the implementation shall set the value of `CSVSequence` (or `CSVRateSequence`) to `NULL`. If the `SupportedFeatures` does not include the value '3' the implementation will set the `CSVSequence` (and `CSVRateSequence`) to `NULL` (implying the default sequence will be used).

EXPERIMENTAL

This is illustrated in Figure 46: "Block Server Performance Manifest Collections".

Block Server Performance Subprofile

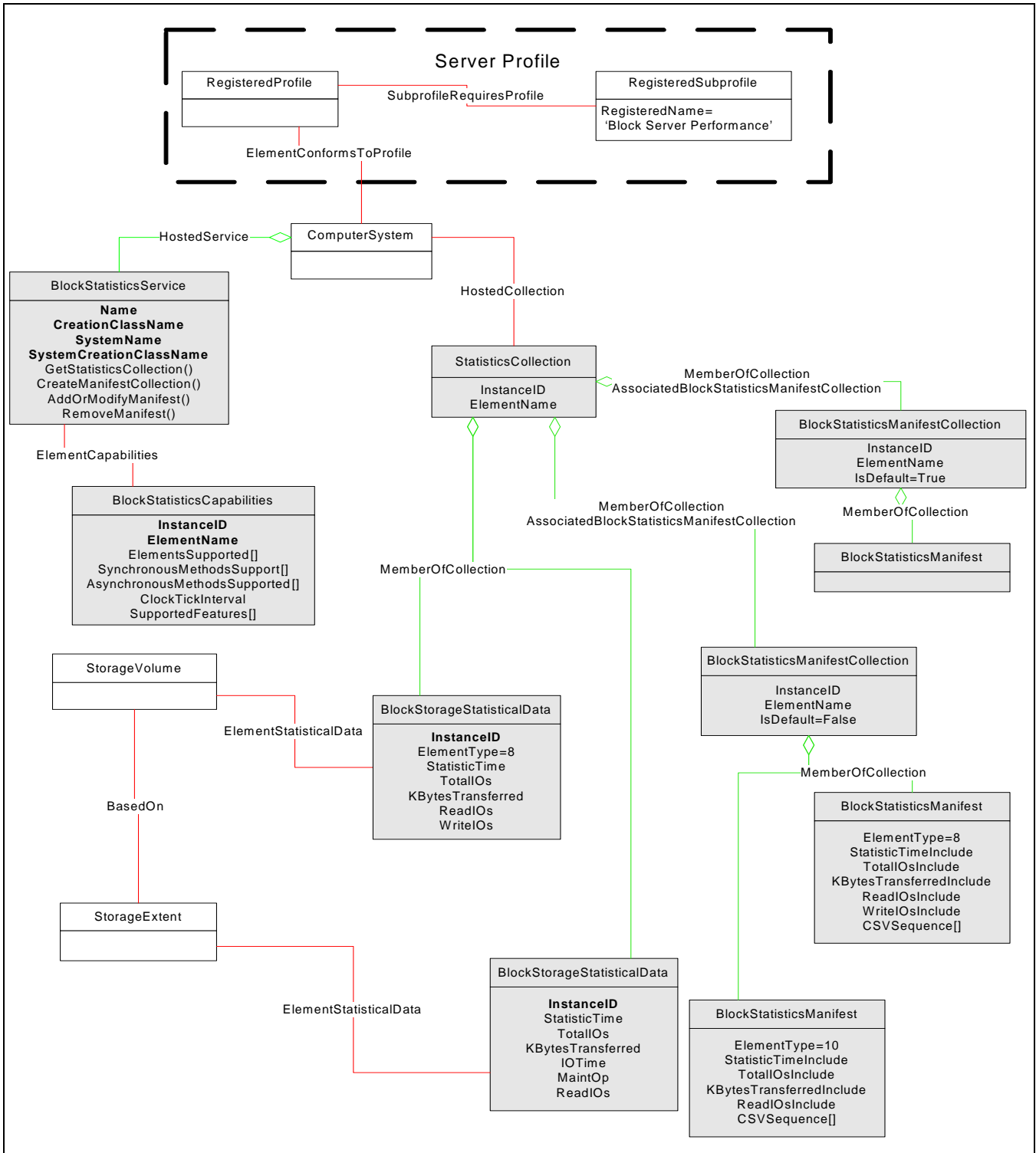


Figure 46 - Block Server Performance Manifest Collections

In this figure, manifest classes are defined for Volumes (StorageVolumes or LogicalDisks) and Disk Drives. Each property of the manifest is a Boolean that indicates whether the property is to be returned (true) or omitted (false).

Multiple client defined manifest collections can be defined in the profile. So different clients or different client applications can define different manifests for different application needs. A manifest collection can completely omit a whole class of statistics (e.g., no ComputerSystem statistics are shown in Figure 46: "Block Server Performance Manifest Collections"). Since manifest collections are "client objects", they are named (ElementName) by the client for the client's convenience. The CIM server will generate an instance ID to uniquely identify the manifest collection in the CIM Server.

Client defined manifest collections are created using the CreateManifestCollection method. Manifests are added or modified using the AddOrModifyManifest method. A manifest may be removed from the manifest collection using the RemoveManifest method.

NOTE Use of manifest collections is optional with the GetStatisticsCollection or GetRateStatisticsCollection method. If NULL for the manifest collection is passed on input, then all statistics instances are assumed.

7.2.15 Capabilities Support for Block Server Performance Subprofile

There are two dimensions to determining what is supported with a Block Server Performance Subprofile implementation. First, there are the RegisteredSubprofiles supported by the Block server (Array, Storage Virtualizer or Volume Management Profile). In order to support statistics for a particular class of metered element, the corresponding object shall be modeled. So, if an Array has not implemented the Disk Drive Lite (or Disk Drive) Subprofile, then it shall not implement the BlockStorageStatisticalData for Disk Drives in the Block Server Performance Subprofile (and implementation of the Disk Drive Lite or Disk Drive Subprofile does not guarantee implementation of the BlockStorageStatisticalData for disk drives).

Both of these dimensions are captured in the BlockStatisticsCapabilities class instance. This is populated by the provider (not created or modified by Clients). The second dimension is techniques supported for retrieving statistics and manipulating manifest collections.

7.2.15.1 ElementsSupported

The values of interest are "Computer System", "Front-end Computer System", "Peer Computer System", "Back-end Computer System", "Front-end Port", "Back-end Port", "Volume", "Extent", "Disk Drive", "Arbitrary LUs", "Remote Replica Group"

7.2.15.2 SynchronousMethodsSupported

The values of interest are "Exec Query", "Query Collection", "GetStatisticsCollection", "Manifest Creation", "Manifest Modification", "Manifest Removal", and "GetRateStatisticsCollection"

7.2.15.3 AsynchronousMethodsSupported

For the current version of the standard this should be NULL.

EXPERIMENTAL

7.2.15.4 SupportedFeatures

The values of interest are "none" and "Client Defined Sequence".

EXPERIMENTAL

7.2.15.5 ClockTickInterval

An internal clocking interval for all timer counters kept in the subsystem, measured in microseconds (Unit of measure in the timers, measured in microseconds). Time counters are monotonically increasing counters that contain 'ticks'. Each tick represents one ClockTickInterval.

To be a valid implementation of the Block Server Performance Subprofile, at least one of the values listed for ElementsSupported shall be supported. ElementsSupported is an array, such that all of the values can be identified.

For the methods supported properties any or all of these values can be missing (e.g., the arrays can be NULL). If all the methods supported are NULL, this means that manifest collections are not supported and neither GetStatisticsCollection/GetRateStatisticsCollection nor Query are supported for retrieval of statistics. This leaves enumerations or association traversals as the only methods for retrieving the statistics.

7.3 Health and Fault Management Considerations

Not defined in this standard.

7.4 Cascading Considerations

Not applicable.

7.5 Supported Subprofiles and Packages

See section 7.1.1 for the list of supported profiles and packages.

7.6 Methods of the Profile

7.6.1 Extrinsic Methods of the Profile

7.6.1.1 Overview

The methods supported by this subprofile are summarized in Table 131, and detailed in the sections that follow it.

Table 131 - Creation, Deletion and Modification Methods in Block Server Performance Subprofile

Method	Created Instances	Deleted Instances	Modified Instances
GetStatisticsCollection	None	None	None
GetRateStatisticsCollection	None	None	None
CreateManifestCollection	BlockStatisticsManifestCollection AssociatedBlockStatisticsManifestCollection	None	None
AddOrModifyManifest	BlockStatisticsManifest (subclass) MemberOfCollection	None	BlockStatisticsManifest (subclass)
RemoveManifest	None	BlockStatisticsManifest (subclass) MemberOfCollection	None

7.6.1.2 GetStatisticsCollection

This method retrieves statistics in a well-defined bulk format. The set of statistics returned by this list is determined by the list of element types passed in to the method and the manifests for those types contained in the supplied manifest collection. The statistics are returned through a well-defined array of strings that can be parsed to retrieve the desired statistics as well as limited information about the elements that those metrics describe.

GetStatisticsCollection(

[IN (false), OUT, Description(Reference to the job (shall be null in the current version of SMI-S).)]

CIM_ConcreteJob REF **Job**,

[IN, Description(Element types for which statistics should be returned.)

ValueMap { "0", "1", "2", "3", "4", "5", "6", "7", "8", "9", "10", "11", "12", "..", "32768..65535" },
 Values { "Unknown", "Reserved", "Computer System", "Front-end Computer System",
 "Peer Computer System", « Back-end Computer System" "Front-end Port", "Back-end Port",
 "Volume", "Extent", "Disk Drive", "Arbitrary LUs", "Remote Replica Group",
 "DMTF Reserved", "Vendor Specific" }

uint16 **ElementTypes[]**,

[IN, Description(The manifest collection that contains the manifests that list the metrics that should be returned for each element type.)]

CIM_BlockStatisticsManifestCollection REF **ManifestCollection**,

[IN, Description("Specifies the format of the Statistics output parameter.")

ValueMap { "2" },
 Values ("CSV")]

Uint16 **StatisticsFormat**,

[OUT, Description(The statistics for all the elements as determined by the Elements and ManifestCollection parameters.)]

string **Statistics[]**);

Error returns are:

{ "Job Completed with No Error", "Not Supported", "Unknown", "Timeout", "Failed", "Invalid Parameter", "Method Reserved", "Method Parameters Checked - Job Started", "Element Not Supported", "Statistics Format Not Supported", "Method Reserved", "Vendor Specific" }

NOTE In this version of the standard, Job Control is not supported for the GetStatisticsCollection method. This method should always return NULL for the Job parameter.

If the ElementTypes[] array is empty, then no data is returned. If the ElementTypes[] array is NULL, then all data specified in the manifest collection is returned.

If the manifest collection is empty, then no data is returned. If the manifest collection parameter is NULL, then the default manifest collection is used (Note: In SMI-S, a default manifest collection shall exist if the GetStatisticalCollection method is supported).

NOTE The ElementTypes[] and ManifestCollection parameters may identify different sets of element types. The effect of this will be for the implementation to return statistics for the element types that are in both lists (that is, the intersection of the two lists). This intersection could be empty. In this case, no data will be returned.

For the current version of SMI-S, the only recognized value for StatisticsFormat is "CSV". The method may support other values, but they are not specified by SMI-S (i.e., they would be vendor specific).

Given a client has an inventory of the metered objects with Statistics InstanceIDs that may be used to correlate with the BlockStorageStatisticalData instances, a simple CSV format is sufficient and the most efficient human-readable format for transferring bulk statistics. More specifically, the following rules constrain that format and define the content of the String[] Statistics output parameter to the GetStatisticsCollection() method:

- The Statistics[] array may contain multiple statistics records per array entry. In such cases, the total length of the concatenated record strings will not exceed 64K bytes. A single statistics record will not span Array entries.
- There shall be exactly one statistics record per line in the bulk Statistics parameter. A line is terminated by:
 - a line-feed character
 - the end of a String Array Element (i.e., a statistics record cannot overlap elements of the String[] Statistics output parameter).
- Each statistics record shall contain the InstanceID of the BlockStorageStatisticalData instance, the value map (number) of the ElementType of the metered object and one value for each property that the relevant BlockStatisticsManifest specifies as “true”.
- Each value in a record shall be separated from the next value by a Semi-colon (“;”). This is to support internationalization of the CSV format. A provider creating a record in this format should not include white space between values in a record. A client reading a record it has received would ignore white-space between values.
- The InstanceID value is an opaque string that shall correspond to the InstanceID property from BlockStorageStatisticalData instance.
 - For the convenience of client software, that need to be able to correlate InstanceIDs between different GetStatisticsCollection method invocations, the InstanceID for BlockStorageStatisticalData instance shall be unique across all instances of the BlockStorageStatisticalData class. It is not sufficient that InstanceID is unique across subclasses of BlockStorageStatisticalData.
- The ElementType value shall be a decimal string representation of the Element Type number (e.g., “8” for StorageVolume). The StatisticTime shall be a string representation of DateTime. All other values shall be decimal string representations of their statistical values.
- NULL values shall be included in records for which a statistic is returned (specified by the manifest or by a lack of manifest for a particular element type) but there is no meaningful value available for the statistic. A NULL statistic is represented by placing a semi-colon (“;”) in the record without a value in the position the value would have otherwise been included. A record in which the last statistic has a NULL value shall end in a semi-colon (“;”).

DEPRECATED

- The first three values in a record shall be the InstanceID, ElementType and StatisticTime values from the BlockStorageStatisticalData instance. The remaining values shall be returned in the order in which they are defined by the MOF for the BlockStatisticsManifest class or subclass the record describes.

DEPRECATED

EXPERIMENTAL

- Use of the MOF for defining the sequence of statistics in a record has proven to be an unreliable means of defining the sequence of statistics in each record. If the CSVSequence is non-NULL, then the sequence of statistics will be defined by the sequence of entries in the CSVSequence array. The first three values in the CSVSequence shall be "InstanceID", "ElementType" and "StatisticTime". All other elements of the CSVSequence array may be in the order defined by the creator of the Manifest. If the CSVSequence is NULL in the Default (provider) Manifest, then the rule in the previous bullet still applies.

EXPERIMENTAL

As an additional convention, a provider should return all the records for a particular element type in consecutive String elements, and the order of the element types should be the same as the order in which the element types were specified in the input parameter to GetStatisticsCollection().

Example output as it might be transmitted in CIM-XML. It shows records for 5 Volumes and 5 disks, assuming that 6 statistics were specified in the BlockStatisticsManifest instance for both disks and volumes. The sixth statistic is unavailable for volumes, and the fourth statistic is unavailable for disks:

```
<METHODRESPONSE NAME="GetStatisticsCollection">
  <RETURNVALUE PARAMTYPE="uint32">
    <VALUE>
      0
    </VALUE>
  </RETURNVALUE>
  <PARAMVALUE NAME="Statistics" PARAMTYPE="string">
    <VALUE.ARRAY>
      <VALUE>
        STORAGEVOLUMESTATS1;7;20040811133015.0000010-300;11111;22222;33333;44444;55555;
        STORAGEVOLUMESTATS2;7;20040811133015.0000020-300;11111;22222;33333;44444;55555;
        STORAGEVOLUMESTATS3;7;20040811133015.0000030-300;11111;22222;33333;44444;55555;
        STORAGEVOLUMESTATS4;7;20040811133015.0000040-300;11111;22222;33333;44444;55555;
        STORAGEVOLUMESTATS5;7;20040811133015.0000050-300;11111;22222;33333;44444;55555;
      </VALUE>
      <VALUE>
        DISKSTATS1;9;20040811133015.0000100-300;11111;22222;33333;;55555;66666
        DISKSTATS2;9;20040811133015.0000110-300;11111;22222;33333;;55555;66666
        DISKSTATS3;9;20040811133015.0000120-300;11111;22222;33333;;55555;66666
        DISKSTATS4;9;20040811133015.0000130-300;11111;22222;33333;;55555;66666
        DISKSTATS5;9;20040811133015.0000140-300;11111;22222;33333;;55555;66666
      </VALUE>
    </VALUE.ARRAY>
  </PARAMVALUE>
</METHODRESPONSE>
```

7.6.1.3 CreateManifestCollection

Creates a new manifest collection whose members serve as a filter for metrics retrieved through the GetStatisticsCollection method.

CreateManifestCollection(

[IN, Description(The collection of statistics that will be filtered using the new manifest collection.)]

CIM_StatisticsCollection REF **Statistics**,

[IN, Description(Client-defined name for the new manifest collection)]

string **ElementName**,

[OUT, Description(Reference to the new manifest collection.)]

CIM_BlockStatisticsManifestCollection REF **ManifestCollection**);

Error returns are:

```
{ "Ok", "Not Supported", "Unknown", "Timeout", "Failed", "Invalid Parameter", "Method Reserved",
"Vendor Specific" }
```

7.6.1.4 AddOrModifyManifest

This is an extrinsic method that either creates or modifies a statistics manifest for this statistics service. A client supplies a manifest collection in which the new manifest collection will be placed or an existing manifest will be modified, the element type of the statistics that the manifest will filter, and a list of statistics that should be returned for that element type using the GetStatisticsCollection method.

AddOrModifyManifest(

[IN, Description(Manifest collection that the manifest is or should be a member of.)]

CIM_BlockStatisticsManifestCollection REF **ManifestCollection**,

[IN, Description(The element type whose statistics the manifest will filter.)]

ValueMap { "0", "1", "2", "3", "4", "5", "6", "7", "8", "9", "10", "11", "12", "..", "32768..65535" },

Values { "Unknown", "Reserved", "Computer System", "Front-end Computer System",

"Peer Computer System", « Back-end Computer System" "Front-end Port", "Back-end Port",

"Volume", "Extent", "Disk Drive", "Arbitrary LUs" , "Remote Replica Group",

"DMTF Reserved", "Vendor Specific" }]

uint16 **ElementType**,

[IN, Description(The client-defined string that identifies the manifest created or modified by this method.)]

string **ElementName**,

[IN, Description(The statistics that will be supplied through the GetStatisticsCollection method.)]

string **StatisticsList[]**,

[OUT, Description(The Manifest that is created or modified on successful execution of the method.)]

CIM_BlockStatisticsManifest REF **Manifest**);

Error returns are:

```
{ "Success", "Not Supported", "Unknown", "Timeout", "Failed", "Invalid Parameter", "Method Reserved",
"Element Not Supported", "Metric not supported", "ElementType Parameter Missing", "Method
Reserved", "Vendor Specific" }
```

If the StatisticsList[] array is empty, then only InstanceID and ElementType will be returned when the manifest is referenced. If the StatisticsList[] array parameter is NULL, then all supported properties is assumed

NOTE This would be the BlockStatisticsManifest from the default manifest collection.

EXPERIMENTAL

The sequence of properties identified in StatisticsList[] shall be used to fill in the CSVSequence array in the manifest if BlockStatisticsCapabilities.SupportedFeatures includes the value '3' (Client Defined Sequence). Otherwise the CSVSequence array will be set to NULL.

EXPERIMENTAL

7.6.1.5 RemoveManifest

This is an extrinsic method that removes manifests from a manifest collection.

RemoveManifest(

[IN, Description(Manifest collection from which the manifests will be removed.)]

CIM_BlockStatisticsManifestCollection REF **ManifestCollection**,

[IN, Description(List of manifests to be removed from the manifest collection.)]

CIM_BlockStatisticsManifest REF **Manifests[]**);

Error returns are:

```
{ "Success", "Not Supported", "Unknown", "Timeout", "Failed", "Invalid Parameter", "Method
Reserved", "Manifest not found", "Method Reserved", "Vendor Specific" }
```

7.6.2 Intrinsic Methods of the Profile

NOTE Basic Write intrinsic methods are not specified for StatisticsCollection, HostedCollection, BlockStorageStatisticalData, MemberOfCollection or ElementStatisticalData.

7.6.2.1 DeleteInstance (of a CIM_BlockStatisticsManifestCollection)

This will delete the CIM_BlockStatisticsManifestCollection where IsDefault=False, the CIM_AssociatedBlockStatisticsManifestCollection association to the StatisticsCollection and all manifests collected by the manifest collection (and the MemberOfCollection associations to the CIM_BlockStatisticsManifestCollection).

7.6.2.2 Association Traversal

One of the ways of retrieving statistics is through association traversal from the StatisticsCollection to the individual Statistics following the MemberOfCollection association. This shall be supported by all implementations of the Block Server Performance Subprofile and would be available to clients if the provider does not support EXEC QUERY or GetStatisticsCollection approaches.

EXPERIMENTAL

7.6.2.3 CreateInstance (of a ListenerDestinationCIMXML, IndicationSubscription and possibly IndicationFilters)

CreateInstance would be required to establish subscriptions and ListenerDestinations for retrieval of statistics via indications. Depending on the support in the profile, it may also be required to create the IndicationFilter.

7.6.2.4 DeleteInstance (of a ListenerDestinationCIMXML, IndicationSubscription and possibly IndicationFilters)

DeleteInstance would be required to delete subscriptions and ListenerDestinations that were defined for retrieval of statistics via indications. Depending on the support in the profile, it may also be required to delete the IndicationFilter.

7.6.2.5 ModifyInstance (of an IndicationFilter)

ModifyInstance may also be supported for modifying IndicationFilters, assuming the profile supports client defined filters. It would not be supported for “pre-defined” filters.

7.6.2.6 EXEC QUERY

This is one of the ways of retrieving statistics.

7.6.2.7 GetInstance on QueryStatisticalCollection

This is yet another means of retrieving statistics. In this technique an instance of the QueryStatisticalCollection class is created that defines a Query for statistics and the format in which the query results are to be represented. The key properties of the QueryStatisticalCollection class are:

- Query - This is a query string that defines the statistics to be populated in the QueryStatisticalCollection instance.
- QueryLanguage - This defines the query language that is used in the query. For the current version of SMI-S, only CQL should be encoded.
- SelectedEncoding - This defines the encoding of the data that is to be populated in the QueryStatisticalCollection instance. For the current version of SMI-S, this should be CSV (for Comma Separated Values).
- SelectedNames - This is the list of statistics property names to be retrieved. These correspond to the Select List of the Query. The encoding of these names is as defined by the SelectedEncoding (for the current version of SMI-S, this would be CSV).
- SelectedTypes - This is the list of data types for the columns of the query result. Each data type specified corresponds to a column in the SelectedValues property.
- SelectedValues - This is a table of values that correspond to the query results (for the query specified in the Query property). The data types of the column of values are defined by SelectedTypes. The name of each column in the table is defined by SelectedNames. The values are encoded as defined by SelectedEncoding (i.e., CSV for the current version of SMI-S).

An example CQL query would be:

```
SELECT Stats.*
FROM CIM_BlockStorageStatisticalData Stats, CIM_QueryStatisticsCollection
      QSC,
      CIM_MemberOfCollection MoC
```

```

WHERE ObjectPath(QSC) = ObjectPath(SELF)
      AND ObjectPath(QSC) = MoC.Collection
      AND ObjectPath(Stats) = MoC.Member
      AND CurrentDateTime() >=
          Stats.StatisticTime + Stats.SampleInterval

```

A client would define a `QueryStatisticalCollection` instance as means of specifying what the client wants. This would be done with the `CreateInstance` intrinsic method. The client would delete such an instance using the `DeleteInstance` method. If the client wishes to change the query, the client would use the `ModifyInstance` intrinsic method.

Retrieving the data would be done via the `GetInstance` intrinsic. This would retrieve the `QueryStatisticalCollection` instance, which includes the table of comma separated values which are the statistics.

EXPERIMENTAL

EXPERIMENTAL

7.6.3 GetRateStatisticsCollection

This method retrieves rate statistics in a well-defined bulk format. The set of rate statistics returned by this list is determined by the list of “rate element types” passed in to the method and the manifests for those types contained in the supplied manifest collection. The rate statistics are returned through a well-defined array of strings that can be parsed to retrieve the desired rate statistics as well as limited information about the elements that those metrics describe.

GetRateStatisticsCollection(

[IN (false), OUT, Description(Reference to the job (shall be null in the current version of SMI-S).)]

CIM_ConcreteJob REF **Job**,

[IN, Description(“Rate element types for which statistics should be returned.”)]

ValueMap { "13", "14", "15", "16", "17", "18", "19", "20", "21", "22", "23", "..", "32768..65535" },

Values { “Computer System Rate”, “Front-end Computer System Rate”,

“Peer Computer System Rate”, « Back-end Computer System Rate” “Front-end Port Rate”,

“Back-end Port Rate”,

“Volume Rate”, “Extent Rate”, “Disk Drive Rate”, “Arbitrary LUs Rate” , “Remote Replica Group Rate”,

“DMTF Reserved”, “Vendor Specific” }

uint16 **RateElementTypes**[],

[IN, Description(“The manifest collection that contains the manifests that list the metrics that should be returned for each element type.”)]

CIM_BlockStatisticsManifestCollection REF **ManifestCollection**,

[IN, Description(“Specifies the format of the Statistics output parameter.”)]

```
ValueMap { "2" },
```

```
Values ( "CSV" )]
```

```
Uint16 StatisticsFormat,
```

```
[IN, Description("The start time for the rate data interval. If not supplied, the
returned data would be for the most recent interval.")
```

```
datetime RateIntervalStartTime,
```

```
[IN, Description("The end time for the rate data interval. If not supplied, the
returned data would be for the most recent interval.")
```

```
datetime RateIntervalEndTime,
```

```
[OUT, Description("The statistics for all the elements as determined by the Elements and
ManifestCollection parameters.")]
```

```
string Statistics[] );
```

Table 132 - Interval for rate statistics

RateIntervalStartTime	RateIntervalEndTime	Results
Null	Null	RateIntervalStartTime is assigned to the first available interval the implementation has, and RateIntervalEndTime is assigned to the last available interval the implementation has, usually the current date time.
Specified	Null	RateIntervalEndTime is assigned to the current date time. However if RateIntervalStartTime is greater than RateIntervalEndTime, the output parameter Statistics will contain an empty string.
Null	Specified	RateIntervalStartTime is assigned to the first available interval the implementation has. However if RateIntervalStartTime is greater than RateIntervalEndTime, the output parameter Statistics will contain an empty string.
Specified	Specified	The returned data will be for the specified time period.

As an additional convention, a provider should return all the records for a particular element type in consecutive String elements, and the order of the element types should be the same as the order in which the element types were specified in the input parameter to GetRateStatisticsCollection().

Example output as it might be transmitted in CIM-XML. It shows records for 5 Volumes and 5 disks, assuming that 6 statistics were specified in the BlockStatisticsManifest instance for both disks and volumes. The sixth statistic is unavailable for volumes, and the fourth statistic is unavailable for disks:

```
<METHODRESPONSE NAME="GetRateStatisticsCollection">
<RETURNVALUE PARAMTYPE="uint32">
<VALUE>
0
</VALUE>
```

Block Server Performance Subprofile

```
</RETURNVALUE>
<PARAMVALUE NAME="Statistics" PARAMTYPE="string">
<VALUE.ARRAY>
<VALUE>
STORAGEARRAYSTATSRATE1;13;20040811133015.0000010-300;20040811133515.0000010-
300;11111.1;22222.2;33333.3;44444.4;55555.5;
STORAGEARRAYSTATSRATE2;13;20040811133515.0000020-300;20040811134015.0000010-
300;11111.1;22222.2;33333.3;44444.4;55555.5;
STORAGEARRAYSTATSRATE3;13;20040811134015.0000030-300;20040811134515.0000010-
300;11111.1;22222.2;33333.3;44444.4;55555.5;
STORAGEARRAYSTATSRATE4;13;20040811134515.0000040-300;20040811135015.0000010-
300;11111.1;22222.2;33333.3;44444.4;55555.5;
STORAGEARRAYSTATSRATE5;13;20040811135015.0000050-300;20040811135515.0000010-
300;11111.1;22222.2;33333.3;44444.4;55555.5;
</VALUE>
<VALUE>
RDFDIRECOTRSTATSRATE1;15;20040811133015.0000100-300;20040811133515.0000200-
300;11111.1;22222.2;33333.3;44444.4;55555.5;66666.6
RDFDIRECOTRSTATSRATE2;15;20040811133515.0000110-300;20040811134015.0000100-
300;11111.1;22222.2;33333.3;44444.4;55555.5;66666.6
RDFDIRECOTRSTATSRATE3;15;20040811134015.0000120-300;20040811134515.0000100-
300;11111.1;22222.2;33333.3;44444.4;55555.5;66666.6
RDFDIRECOTRSTATSRATE4;15;20040811134515.0000130-300;20040811135015.0000100-
300;11111.1;22222.2;33333.3;44444.4;55555.5;66666.6
RDFDIRECOTRSTATSRATE5;15;20040811135015.0000140-300;20040811135515.0000100-
300;11111.1;22222.2;33333.3;44444.4;55555.5;66666.6
</VALUE>
</VALUE.ARRAY>
</PARAMVALUE>
</METHODRESPONSE>
```

For additional information, see the method `GetStatisticsCollection` in section 7.6.1.2

EXPERIMENTAL

7.7 Client Considerations and Recipes

7.7.1 Bulk Performance Statistics Gathering

```
// DESCRIPTION
//
// This recipe describes how to determine what elements are metered, what
// retrieval methods are supported and what statistics are kept for each
// metered element in Arrays, Storage Virtualizers or Volume Managers that
// support the Block Server Performance Subprofile and how to retrieve the
// statistical data.
//
// PRE-EXISTING CONDITIONS AND ASSUMPTIONS:
// 1. The names of the top-level ComputerSystem instances for Array, Storage
// Virtualizer, or Volume Manager implementations supporting the Block Server
// Performance Subprofile have previously been discovered via SLP and are known
```

Block Server Performance Subprofile

```
// as $StorageSystems->[].
//

// Function GetNumStatsIncluded
//
// This function counts of the number of metrics that should be included in a
// statistics record built using the supplied BlockManifest instance.
//
sub GetNumStatsIncluded($BlockManifest) {
    #numIncluded = 0
    if ($BlockManifest.IncludeStatisticTime)
        #numIncluded++
    if ($BlockManifest.IncludeTotalIOs)
        #numIncluded++
    if ($BlockManifest.IncludeKBytesTransferred)
        #numIncluded++
    if ($BlockManifest.IncludeIOTimeCounter)
        #numIncluded++
    if ($BlockManifest.IncludeReadIOs)
        #numIncluded++
    if ($BlockManifest.IncludeReadHitIOs)
        #numIncluded++
    if ($BlockManifest.IncludeReadIOTimeCounter)
        #numIncluded++
    if ($BlockManifest.IncludeReadHitIOTimeCounter)
        #numIncluded++
    if ($BlockManifest.IncludeKBytesRead)
        #numIncluded++
    if ($BlockManifest.IncludeWriteIOs)
        #numIncluded++
    if ($BlockManifest.IncludeWriteHitIOs)
        #numIncluded++
    if ($BlockManifest.IncludeWriteIOTimeCounter)
        #numIncluded++
    if ($BlockManifest.IncludeWriteHitIOTimeCounter)
        #numIncluded++
    if ($BlockManifest.IncludeKBytesWritten)
        #numIncluded++
    if ($BlockManifest.IncludeIdleTimeCounter)
        #numIncluded++
    if ($BlockManifest.IncludeMaintOp)
        #numIncluded++
    if ($BlockManifest.IncludeMaintTimeCounter)
        #numIncluded++
    return #numIncluded
}
```

Block Server Performance Subprofile

```
// Function ValidateRecords
//
// This function validates the records of a set of statistics supplied in the
// Bulk Statistics Format defined in the Block Server Performance Subprofile.
// Every statistics record should contain an InstanceID, ElementType and the
// number of statistics indicated by the BlockManifest. This functional
// verifies that a non-empty InstanceID was specified and that the format of
// metrics populated is appropriate for the data type defined each supported
// metric. It also checks if the metrics are null, which could occur if a
// client included a metric in the BlockManifest used by the
// GetStatisticsCollection function that cannot be populated.
sub ValidateRecords(#BulkStatistics[],
    $BlockManifests[],
    $BSSDs[]) {

    for (#i in #BulkStatistics[]) {

        // The function split() below parses the content of an element in
        // #BulkStatistics[] into multiple sub-strings based on occurrences
        // of carriage return. (i.e. "\n")
        #Records[] = #BulkStatistics[#i].split("\n")
        for (#j in #Records[]) {

            // The function split() below further parses the content of an
            // element in #Records[] into multiple sub-strings based on
            // occurrences of semi-colon. The resulting elements contain (in
            // order) the InstanceID and ElementType properties followed by the
            // metrics supported.
            #RecordElements[] = #Records[#j].split(";")

            // Each element MUST contain at least InstanceID and ElementType.
            if (#RecordElements[].length < 2) {
                <ERROR! Statistics Record does not contain InstanceID and/or
                ElementType>
            }
            // The InstanceID in the record MUST match the InstanceID of a BSSD.
            $StatsData = null
            for (#k in $BSSDs[]) {
                if ($BSSDs[#k]->InstanceID == #RecordElements[0]) {
                    $StatsData = $BSSDs[#k]
                    break
                }
            }
            if ($StatsData == null) {
                <ERROR! Statistics instance could not be found for record>
            }
        }
    }
}
```

Block Server Performance Subprofile

```
// The function Integer() below is used to convert a string
// representation of an integer to an int value.
#elementType = Integer(#RecordElements[1])
if (#elementType != $StatsData.ElementType) {
<ERROR! ElementTypes for statistics record and instance do not
  match>
}

// Get the BlockManifest that describes this record. If none exists
// then the record does not contain a valid ElementType.
$BlockManifest = &GetBlockManifestByType($BlockManifests[],
  #elementType)
if ($BlockManifest == null) {
<ERROR! ElementType in Statistics Record not recognized>
}

// There MUST be two elements in the record (i.e. InstanceID and
// ElementType) in addition to one element for each supported
// metric.
if (#RecordElements.length !=
  &GetNumStatsIncluded($BlockManifest) + 2) {
<ERROR! Statistics record does not contain the expected number
  of metrics>
}

// All default manifests MUST contain StatisticTime
if (!$BlockManifest.IncludeStatisticTime) {
<ERROR! Default manifest does not specify required property
  value IncludeStatisticTime=true>
}

// The function Datetime() below is used to convert a string
// representation of a DateTime value into a DateTime object
#statisticTime = Datetime(#RecordElements[2])

// Copy instance for local modification
$Manifest = $BlockManifest
// Validate the metrics in each record
#CurrentProperty = 0
#CurrentPropertyName = "Unknown"
#k = 3
while (#k < #RecordElements[].length) {
// The remaining record elements should be integral values
// Parse the next element in the record and save the relevant
// property from the BSSD instance (and its name for inclusion
// in error codes)
if ($Manifest.IncludeTotalIOs) {
```


Block Server Performance Subprofile

```
#CurrentProperty = $StatsData.TotalIOs
#CurrentPropertyName = "TotalIOs"

// Avoid double-checking for inclusion of this metric
$Manifest.IncludeTotalIOs = false
} else if ($Manifest.IncludeKBytesTransferred) {
    #CurrentProperty = $StatsData.KBytesTransferred
    #CurrentPropertyName = "KBytesTransferred"

// Avoid double-checking for inclusion of this metric
$Manifest.IncludeKBytesTransferred = false
} else if ($Manifest.IncludeIOTimeCounter) {
    #CurrentProperty = $StatsData.IOTimeCounter
    #CurrentPropertyName = "IOTimeCounter"

// Avoid double-checking for inclusion of this metric
$Manifest.IncludeIOTimeCounter = false
} else if ($Manifest.IncludeReadIOs) {
    #CurrentProperty = $StatsData.ReadIOs
    #CurrentPropertyName = "ReadIOs"

// Avoid double-checking for inclusion of this metric
$Manifest.IncludeReadIOs = false
} else if ($Manifest.IncludeReadHitIOs) {
    #CurrentProperty = $StatsData.ReadHitIOs
    #CurrentPropertyName = "ReadHitIOs"

// Avoid double-checking for inclusion of this metric
$Manifest.IncludeReadHitIOs = false
} else if ($Manifest.IncludeReadIOTimeCounter) {
    #CurrentProperty = $StatsData.ReadIOTimeCounter
    #CurrentPropertyName = "ReadIOTimeCounter"

// Avoid double-checking for inclusion of this metric
$Manifest.IncludeReadIOTimeCounter = false
} else if ($Manifest.IncludeReadHitIOTimeCounter) {
    #CurrentProperty = $StatsData.ReadHitIOTimeCounter
    #CurrentPropertyName = "ReadHitIOTimeCounter"

// Avoid double-checking for inclusion of this metric
$Manifest.IncludeReadHitIOTimeCounter = false
} else if ($Manifest.IncludeKBytesRead) {
    #CurrentProperty = $StatsData.KBytesRead
    #CurrentPropertyName = "KBytesRead"

// Avoid double-checking for inclusion of this metric
$Manifest.IncludeKBytesRead = false
```

Block Server Performance Subprofile

```
} else if ($Manifest.IncludeWriteIOs) {
#CurrentProperty = $StatsData.WriteIOs
#CurrentPropertyName = "WriteIOs"

// Avoid double-checking for inclusion of this metric
$Manifest.IncludeWriteIOs = false
} else if ($Manifest.IncludeWriteHitIOs) {
#CurrentProperty = $StatsData.WriteHitIOs
#CurrentPropertyName = "WriteHitIOs"

// Avoid double-checking for inclusion of this metric
$Manifest.IncludeWriteHitIOs = false
} else if ($Manifest.IncludeWriteIOTimeCounter) {
#CurrentProperty = $StatsData.WriteIOTimeCounter
#CurrentPropertyName = "WriteIOTimeCounter"

// Avoid double-checking for inclusion of this metric
$Manifest.IncludeWriteIOTimeCounter = false
} else if ($Manifest.IncludeWriteHitIOTimeCounter) {
#CurrentProperty = $StatsData.WriteHitIOTimeCounter
#CurrentPropertyName = "WriteHitIOTimeCounter"

// Avoid double-checking for inclusion of this metric
$Manifest.IncludeWriteHitIOTimeCounter = false
} else if ($Manifest.IncludeKBytesWritten) {
#CurrentProperty = $StatsData.KBytesWritten
#CurrentPropertyName = "KBytesWritten"

// Avoid double-checking for inclusion of this metric
$Manifest.IncludeKBytesWritten = false
} else if ($Manifest.IncludeIdleTimeCounter) {
#CurrentProperty = $StatsData.IdleTimeCounter
#CurrentPropertyName = "IdleTimeCounter"

// Avoid double-checking for inclusion of this metric
$Manifest.IncludeIdleTimeCounter = false
} else if ($Manifest.IncludeMaintOp) {
#CurrentProperty = $StatsData.MaintOp
#CurrentPropertyName = "MaintOp"

// Avoid double-checking for inclusion of this metric
$Manifest.IncludeMaintOp = false
} else if ($Manifest.IncludeMaintTimeCounter) {
#CurrentProperty = $StatsData.MaintTimeCounter
#CurrentPropertyName = "MaintTimeCounter"

// Avoid double-checking for inclusion of this metric
```

Block Server Performance Subprofile

```
$Manifest.IncludeMaintTimeCounter = false
}

if (#CurrentPropertyName != "Unknown") {
    #CurrentElement = Integer(#RecordElements[#k])
    if (#StatisticTime == $BlockStats.StatisticTime) {
        // record and instance property should be equal
        if (#CurrentElement != #CurrentProperty) {
            <ERROR! Record Element inconsistent with BSSD
                property #CurrentPropertyName>
        }
    } else if (#StatisticTime > $BlockStats.StatisticTime) {
        // record should be >= instance property
        if (#CurrentElement < #CurrentProperty) {
            <ERROR! Record Element inconsistent with BSSD property
                #CurrentPropertyName. The counter may have
                rolled back to 0>
        }
    } else {
        // record should be <= instance property
        if (#CurrentElement > #CurrentProperty) {
            <ERROR! Record Element inconsistent with BSSD property
                #CurrentPropertyName. The counter may have
                rolled back to 0>
        }
    }
}
}
k++

} // while (#k < #RecordElements[].length)...
} // for (#j in #Records[])
} // for (#i in #BulkStatistics[])
}

// This function takes a container of BlockManifest instances and locates the
// instance that represents the specified element type. Null is returned if
// the specified instance cannot be located in the container.
sub CIMInstance GetBlockManifestByType($BlockManifests[], #elementType) {
    for (#i in $BlockManifests[]) {
        if ($BlockManifests[#i].ElementType == #elementType) {
            return $BlockManifests[#i]
        }
    }
    return null
}
```

Block Server Performance Subprofile

```
// MAIN
//
// 1. Loop through the top-level ComputerSystems and retrieve the
// hosted BlockStatisticsService.
for (#i in $StorageSystems->[]) {

    // Step 1. Retrieve the hosted BlockStatisticsService.
    $StorageSystem-> = $StorageSystems->[#i]
    $StatServices->[] = AssociatorNames($StorageSystem->,
        "CIM_HostedService",
        "CIM_BlockStatisticsService",
        "Antecedent",
        "Dependent")
    // There should be one and only one BlockStatisticsService.
    $StatService-> = $StatServices->[0]

    // Step 2. Retrieve the capabilities describing the BlockStatisticService.
    $StatCapabilities[] = Associators($StatService->,
        "CIM_ElementCapabilities",
        "CIM_BlockStatisticsCapabilities",
        "ManagedElement",
        "Capabilities",
        false,
        false,
        {"ElementTypesSupported", "SynchronousMethodsSupported"})
    // There should be one and only one BlockStatisticsCapabilities.
    $Capabilities = $StatCapabilities[0]
    #SynchCollectionRetrieval = contains(4, // "GetStatisticsCollection"
        $Capabilities.SynchronousMethodsSupported)

    // Step 3. Locate the StatisticsCollection
    $StatCollections->[] = AssociatorNames($StorageSystem->,
        "CIM_HostedCollection",
        "CIM_StatisticsCollection",
        "Antecedent",
        "Dependent")
    // There should be one and only one StatisticsCollection.
    $StatCollection-> = $StatCollections->[0]
    // Step 4. Locate the default ManifestCollection
    $ManifestCollections[] = Associators($StatCollection->,
        "CIM_AssociatedBlockStatisticsManifestCollection",
        "CIM_BlockStatisticsManifestCollection",
        "Statistics",
        "ManifestCollection",
        false,
        false,
        {"IsDefault"})
}
```

Block Server Performance Subprofile

```
$DefaultManifestCollection = null
for (#j in $ManifestCollections[]) {
    if ($ManifestCollections[#j].IsDefault) {
        $DefaultManifestCollection = $ManifestCollections[#j]
        break
    }
}
if ($DefaultManifestCollection == null) {
    <ERROR! A default ManifestCollection MUST exist>
}
// Step 5. Locate the default BlockManifests which identify what statistical
// data is supported for each element type. (e.g. disk, volume, etc.)
#PropList = {"InstanceID", "ElementName", "ElementType",
    "IncludeStatisticTime", "IncludeTotalIOs",
    "IncludeKBytesTransferred", "IncludeIOTimeCounter",
    "IncludeReadIOs", "IncludeReadHitIOs", "IncludeReadIOTimeCounter",
    "IncludeReadHitIOTimeCounter", "IncludeKBytesRead",
    "IncludeWriteIOs", "IncludeWriteHitIOs",
    "IncludeWriteIOTimeCounter", "IncludeWriteHitIOTimeCounter",
    "IncludeKBytesWritten", "IncludeIdleTimeCounter", "IncludeMaintOp",
    "IncludeMaintTimeCounter"}
$DefaultBlockManifests[] = Associators(
    $DefaultManifestCollection.GetObjectPath(),
    "CIM_MemberOfCollection",
    "CIM_BlockStatisticsManifest",
    "Collection",
    "Member",
    false,
    false,
    #PropList)
// There MUST be one default Block Manifest for each element type supported.
if ($Capabilities.ElementTypesSupported[].length
    != $DefaultBlockManifest[].length) {
    <ERROR! Required default BlockManifests do not exist>
}

// Step 6. Traverse from the StatisticsCollection to the
// BlockStorageStatisticalData. If SyncCollectionRetrieval is supported,
// then this is necessary for validation of the Manifest data retrieved
// through the GetStatisticsCollection method. If it is not supported,
// then these instances must be used to retrieve the statistics directly.
$BlockStats[] = Associators($StatCollection->,
    "CIM_MemberOfCollection",
    "CIM_BlockStorageStatisticalData",
    "Collection",
    "Member",
    false,
```

Block Server Performance Subprofile

```
        false,
        #PropList)

if (#SynchCollectionRetrieval) {

    // Step 7a. Retrieve the data specified by the default
    // ManifestCollection in bulk.
    %InArguments["ElementTypes"] = $Capabilities.ElementTypesSupported[]
    %InArguments["ManifestCollection"] =
        $DefaultManifestCollection.getObjectPath()
    %InArguments["StatisticsFormat"] = 2// "CSV"
    #MethodReturn = InvokeMethod($StatService->,
        "GetStatisticsCollection",
        %InArguments,
        %OutArguments)
    if (#MethodReturn == 0) {
        #Statistics[] = %OutArguments["Statistics"]
        // Step 8. Parse the bulk statistical data retrieved to validate
        // the values (at least as much as is feasible)
        &ValidateRecords(#Statistics[], $DefaultBlockManifests[],
            $BlockStats[])
    } else {
        <ERROR! Bulk statistical data retrieval failed>
    }
} else {

    // Step 7b. Since bulk statistics retrieval is not supported, the
    // statistical data must be retrieved directly.
    for (#j in $BlockStats[]) {
        $BlockStat = $BlockStats[#j]
        $BlockManifest = GetBlockManifestByType($DefaultBlockManifests[],
            $BlockStat.ElementType)
        if ($BlockManifest == null) {
            <ERROR! The required default BlockManifest does not exist for
            this element type>
        }
        // Determine the supported statistical properties specified by
        // $BlockManifest, and retrieve the corresponding property values
        // for this element type from $BlockStat.
    }
}
}
```

EXPERIMENTAL

7.7.2 Building an Object Map of Metered Elements

```

// DESCRIPTION
//
// This recipe describes how to build a record of all metered object instances
// and a topology of how the instances are related. (e.g. volume mapping to
// disk drives, ports used to access volumes, etc.)
//
// PRE-EXISTING CONDITIONS AND ASSUMPTIONS:
// 1. The name of a top-level ComputerSystem instance for an Array, Storage
// Virtualizer, or Volume Manager implementation supporting the Block Server
// Performance Subprofile has previously been discovered via SLP and is known
// as $StorageSystem-.
// 2. The element types that support performance statistics are known as
// #ElementTypes[] whose content is populated from the property value of
// CIM_BlockStatisticsCapabilities.ElementTypesSupported.
// 3. The performance statistics properties supported for each element type are
// know as #<ElementType>DataPropList[]. (e.g. #VolumeDataPropList[],
// #DiskDataPropList[], etc.) The content of the property lists is determine
// from the default instance of CIM_BlockStatisticsManifest for each element type.
// 4. The required properties for each element type are know as
// #<ElementType>PropList[]. (e.g. #VolumePropList[], #DiskDataPropList[], etc.)

// Function GetAssociatedStats
//
// This function retrieves the instance data of BlockStorageStatisticalData
// associated to the specified metered object. If there is no instance data
// associated, null is returned.
//
sub CIMInstance[] GetAssociatedStats(CIMObjectPath $MeteredObject->,
    string[] #PropList) {
    $StatData[] = Associators($MeteredObject->,
        "CIM_ElementStatisticalData",
        "CIM_BlockStorageStatisticalData",
        "ManagedElement",
        "Stats",
        false,
        false,
        #PropList)
    return $StatData[]
}

// This function retrieves the performance statistics of a CompositeExtent
// then recursively traverses the hierarchy beneath it.
sub void traverseComposition(REF $Composite->) {

```

Block Server Performance Subprofile

```
// Retrieve the performance statistics of the Composite Extent.
$CompositeExtentStatData[] = &GetAssociatedStats($Composite->,
    #ExtentDataPropList[])
// There may not be BlockStorageStatisticalData for each and every level
// of Composite Extents.
if ($CompositeExtentStatData[] != null) {
    $CompositeExtentStats = $CompositeExtentStatData[0]
}

// Retrieve the associations in which this Composite Extent is the
// Dependent reference. The association instances retrieved should be
// either BasedOn or CompositeExtentBasedOn.
$Associations[] = References($Composite->,
    "CIM_BasedOn",
    "Dependent",
    false,
    false,
    NULL)

// There must be one or more associations involving the Composite Extent
// as the Antecedent reference.
if ($Associations[] == null || $Associations[].length == 0) {
    <EXIT! Required associations not found>
}

// Determine which association class was discovered.
#AssocClass = "CIM_BasedOn"
if ($Associations[0] ISA CIM_CompositeExtentBasedOn) {
    #AssocClass = "CIM_CompositeExtentBasedOn"
}

// Retrieve the underlying Extents.
$TargetExtents->[] = AssociatorNames($Composite->,
    #AssocClass,
    NULL,
    "Dependent",
    "Antecedent")

// Examine the QOS of the current level's Composite Extent
$CompositeExtent = GetInstance($Composite->,
    false,
    false,
    false,
    {"IsConcatenated", "ExtentStripeLength"})

// For each underlying extent at this level, traverse the sub-tree it is
```


Block Server Performance Subprofile

```
// the sub-root of. If the extent is a CompositeExtent, then this is part
// of a complex RAID level; recursively invoke the Composition Algorithm.
// Otherwise it is just a regular StorageExtent and thus must be decomposed
// from it's Antecedent, so invoke the recursive Decomposition Algorithm.
for (#i in $TargetExtents->[]) {
    if ($TargetExtents->[#i] ISA CIM_CompositeExtent) {
        &traverseComposition($TargetExtents->[#i++])
    } else {
        &traverseDecomposition($TargetExtents->[#i++])
    }
}
}
```

```
// This function recursively traverses the hierarchy below a non-Composite
// StorageExtent.
```

```
sub void traverseDecomposition(REF $StartingExtent->) {

    // The Starting Extent is allocated partially or in full from the
    // Antecedent Extent, so a single BasedOn is expected.
    $TargetExtents[] = Associators($StartingExtent->,
        "CIM_BasedOn",
        "CIM_StorageExtent",
        "Dependent",
        "Antecedent",
        false,
        false,
        {"Primordial"})

    // Since the Starting Extent is allocated from the Antecedent, there must
    // be only one Antecedent.
    if ($TargetExtents[] == null || $TargetExtents[].length != 1) {
        <ERROR! Extent allocated from multiple Antecedents>
    }
    $TargetExtent = $TargetExtents[0]

    if ($TargetExtent ISA CIM_CompositeExtent) {
        // This is a Composite Extent representing a RAID Level. Since we
        // encountered the Composite in a decomposition, it is the "top"
        // extent in a pool and the Dependent/Antecedent relationship falls
        // into one of the following scenarios:
        //
        // o The Starting Extent is a StorageVolume that is one-to-one with
        //   the Target Composite Extent.
        //
        // o The Starting Extent is a StorageVolume partially allocated from
        //   the Target Composite Extent, where the Composite is one-to-one
        //   with the Storage Pool which is a RAID Group.
```

Block Server Performance Subprofile

```
//  
// o The Starting Extent is a ComponentExtent of a Child Concrete  
//   pool and is partially allocated from the Target Composite Extent  
//   where the Composite is one-to-one with the parent RAID Group pool.  
//  
// Call the (recursive) function to analyze the sub-hierarchy  
// composed by the Target Extent.  
//  
&traverseComposition($TargetExtent.getObjectPath())  
} else {  
  // Check here to see if we have reached the leaves of the hierarchy  
  if ($TargetExtent.Primordial == true) {  
    // Recursion ends with each Primordial Extent.  
    return  
  } else {  
    // Since the Dependent was a regular StorageExtent, and not  
    // Primordial, it must be decomposed from an Antecedent, so invoke  
    // ourselves recursively.  
    &traverseDecomposition($TargetExtent.getObjectPath())  
  }  
}  
}
```

```
// This function locates the logical devices on the specified ComputerSystem  
// and retrieves the supported statistical information. Note that the  
// ComputerSystem specified may be a top-level, peer, front-end or back-end  
// system.
```

```
sub void discoverSupportedDeviceStats(REF $System->) {  
  
  // Retrieve all ports on the system.  
  $Ports[] = Associators($System.getObjectPath(),  
    "CIM_SystemDevice",  
    "CIM_LogicalPort",  
    "GroupComponent",  
    "PartComponent",  
    false,  
    false,  
    #PortPropList[])  
  if ($Ports[] != null && $Ports[].length > 0) {  
  
    // Determine if performance statistics are supported for any type of  
    // port.  
    #SupportsPortStats = contains(6, #ElementTypes[]) // "Front-end Port"  
    || contains(7, #ElementTypes[]) // "Back-end Port"  
    for (#j in $Ports[]) {  
      if (#SupportsPortStats) {
```

Block Server Performance Subprofile

```
// Retrieve the performance statistics of the system's port.
$PortStatData[] = &GetAssociatedStats(
    $Ports[#j].getObjectPath(),
    #PortDataPropList[])
// NOTE: Performance statistics may not be supported for
// this particular type of port. (i.e. Front-end vs. Back-end)
if ($PortStatData[] != null && $PortStatData[].length > 0) {
    // There should be one and only one
    // BlockStorageStatisticalData.
    $PortStats[#j] = $PortStatData[0]

    // Determine the type of this port.
    #PortType[#j] = $PortStats.ElementType
}
}
}

// Retrieve all volumes on the system.
$Volumes[] = Associators($System.getObjectPath(),
    "CIM_SystemDevice",
    "CIM_StorageVolume",
    "GroupComponent",
    "PartComponent",
    false,
    false,
    #VolumePropList[])
if ($Volumes[] != null && $Volumes[].length > 0) {

    // Determine if performance statistics are supported for volume.
    #SupportsVolumeStats = contains(8, #ElementTypes[])// "Volume"
    for (#k in $Volumes[]) {
        if (#SupportsVolumeStats) {

            // Retrieve the performance statistics of the volumes
            $VolumeStatData[] = &GetAssociatedStats(
                $Volumes[#k].getObjectPath(),
                #VolumeDataPropList[])
            // There should be one and only one BlockStorageStatisticalData.
            $VolumeStats = $VolumeStatData[0]
        }

        // Retrieve the protocol controllers through which the volume is
        // visible.
        $ProtocolControllers[] = Associators($Volumes[#k].getObjectPath(),
            "CIM_ProtocolControllerForUnit",
            "CIM_SCSIProtocolController",
```

Block Server Performance Subprofile

```
    "Dependent",
    "Antecedent",
    false,
    false,
    #ProtocolControllerPropList[])
if ($ProtocolControllers[] != null
    && $ProtocolControllers[].length > 0) {
for (#l in ($ProtocolControllers[])) {

    // Retrieve the protocol controller's endpoint.
    $ProtocolEndpoints[] = Associators(
        $ProtocolControllers[#l].getObjectPath(),
        "CIM_SAPAvailableForElement",
        "CIM_SCSIProtocolEndpoint",
        "ManagedElement",
        "AvailableSAP",
        false,
        false,
        #ProtocolControllerPropList[])
    if ($ProtocolEndpoints[] != null ) {
        for (#pe in (#ProtocolEndpoints[])) {
// There should be one and only one ProtocolEndpoint
$ProtocolEndpoint = $ProtocolEndpoints[#pe]

// Retrieve the ports that access this ProtocolEndpoint.
$AccessingPorts[] = Associators(
    $ProtocolEndpoint.getObjectPath(),
    "CIM_DeviceSAPImplementation",
    "CIM_LogicalPort",
    "Dependent",
    "Antecedent",
    false,
    false,
    #PortPropList[])
        }
    }
}

// Determine if performance statistics are supported for Extents.
#SupportsExtentStats = contains(9, #ElementTypes[])// "Extent"

// NOTE: StorageExtents are investigated ONLY if performance
// statistics are supported for "Extent" and/or "Disk Drive".
// Performance statistics support for "composite" StorageExtents
// is indicated by the "Extent" capability. Performance statistics
// support for "primordial" StorageExtents is indicated by the
// "Disk Drive" capability.
```

Block Server Performance Subprofile

```
//
// StorageExtents may not be present if the Extent Composition
// Subprofile is not supported.
if (#SupportsExtentStats) {

// Retrieve the StorageExtents that comprise the StorageVolume.
$ComponentExtents[] = Associators(
    $Volumes[#k].getObjectPath(),
    "CIM_BasedOn",
    "CIM_StorageExtent",
    "Dependent",
    "Antecedent",
    false,
    false,
    #ExtentPropList)

// Retrieve the performance statistics of the composite
// Storage Extent(s).
if ($ComponentExtents[] != null
    && $ComponentExtents[].length > 0) {
    &traverseComposition($ComponentExtents[0].getObjectPath())
}
}

// Determine if performance statistics are supported for Disk Drive.
#SupportsDiskStats = contains(10, #ElementTypes[])// "Disk Drive"
if (#SupportsDiskStats) {

// Retrieve the primordial StorageExtents to which the disk
// performance statistics will be associated.
$DiskExtents[] = &findPrimordials(
    $Volumes[#k].getObjectPath())
if ($DiskExtents[] == null || $DiskExtents[].length == 0) {
    <ERROR! Required primordial StorageExtents not found>
}
for (#m in $DiskExtents[]) {
    $DiskExtentStatData[] = &GetAssociatedStats(
        $DiskExtents[#m].getObjectPath(),
        #DiskDataPropList[])
    // There should be one and only one
    // BlockStorageStatisticalData.
    $DiskExtentStats = $DiskExtentStatData[0]
}
}
}
}
```

Block Server Performance Subprofile

```
// MAIN
//
// Step 1. Retrieve the performance statistics for the top-level system.
if (contains(2, // "Computer System"
    #ElementTypes[]) {
    #TopSystemStatData[] = &GetAssociatedStats($StorageSystem->,
        #TopSystemDataPropList[])
    // There should be one and only one BlockStorageStatisticalData.
    $TopSystemStats = $TopSystemStatData[0]
}

// Step 2. Discover the logical devices on the top-level system and their
// related performance statistics
&discoverSupportedDeviceStats($StorageSystem->)

// Step 3. Retrieve the component systems in a multiple system device.
// NOTE: Traversing ComponentCS from the top-level system to its component
// systems will retrieve ALL component systems. In the case of a device that
// supports 2-tier redundancy, the relationship between the component systems
// (i.e. first redundancy tier) to the sub-component systems would be determined
// by investigating the ConcreteIdentity and MemberOfCollection relationships
// to a RedundancySet. See the Multiple Computer System Subprofile for more
// detail.
$ComponentSystems[] = Associators($StorageSystem->,
    "CIM_ComponentCS",
    "CIM_ComputerSystem",
    "GroupComponent",
    "PartComponent",
    false,
    false,
    #ComponentSystemPropList[])
if ($ComponentSystems[] != null && $ComponentSystems[].length > 0) {

    // Step 4. Determine if performance statistics are supported for any type
    // of component system.
    #SupportsComponentSystemStats =
        contains(3, #ElementTypes[])// "Front-end Computer System"
        || contains(4, #ElementTypes[])// "Peer Computer System"
        || contains(5, #ElementTypes[])// "Back-end Computer System"
    for (#i in $ComponentSystems[]) {
        $ComponentSystemPath = $ComponentSystems[#i].getObjectPath()
        if (#SupportsComponentSystemStats) {

            // Step 5. Retrieve the performance statistics of the component
            // system.
            $ComponentSystemStatData[] = &GetAssociatedStats(
```

Block Server Performance Subprofile

```
    $ComponentSystemPath,
    #ComponentSystemDataPropList[])
// NOTE: Performance statistics may not be supported for this
// particular type of component system. (i.e. Front-end vs.
// Back-end vs. Peer Computer Systems)
if ($ComponentSystemStatData[] != null
    && $ComponentSystemStatData[].length > 0) {
// There should be one and only one BlockStorageStatisticalData.
$ComponentSystemStats[#i] = $ComponentSystemStatData[0]

// Step 6. Determine the type of this component system.
#ComponentSystemType[#i] = $ComponentSystemStats.ElementType
}

// Step 7. Discover the Topology of the component computer systems by
// finding the RedundancySet that each of the ComponentSystems belong
// to (if any), and the ComputerSystem that has a concrete identity
// relationship with that RedundancySet. The computer system that is
// one tier above the current component system is stored in an array
// of ParentComputerSystems, with each entry corresponding to the
// component system at the same index in the ComponentSystems array.

$RedundancySets->[] = AssociatorNames($ComponentSystemPath->,
    "CIM_MemberOfCollection",
    "CIM_RedundancySet",
    "Member",
    "Collection")
if($RedundancySets->[] != null && $RedundancySets->[].length > 0)
{
    if($RedundancySets->[].length > 1)
    {
        <ERROR! Component System belongs to more than one Redundancy
        Set>
    }
    $AggregateSystems->[] = AssociatorNames($RedundancySets->[0],
        "CIM_ConcreteIdentity",
        "CIM_ComputerSystem",
        "SameElement",
        "SystemElement")
    if($AggregateSystems->[] == null ||
        $AggregateSystems->[].length != 1)
    {
        <ERROR! Could not find Concrete Computer System for Redundancy
        Set>
    }
    $ParentComputerSystems->[#i] = $AggregateSystems->[0]
}
}
```

```

    }
    // Step 8. Discover the logical devices on the component system and
    // their related performance statistics
    &discoverSupportedDeviceStats($ComponentSystemPath->)

}
}

```

EXPERIMENTAL

7.7.3 Retrieving Statistics for a Specific Volume

```

// DESCRIPTION
//
// This recipe describes how to retrieve the supported performance statistics
// for a specific set of StorageVolumes.
//
// PRE-EXISTING CONDITIONS AND ASSUMPTIONS:
// 1. The name of a top-level ComputerSystem instance for an Array, Storage
// Virtualizer, or Volume Manager implementation supporting the Block Server
// Performance Subprofile has previously been discovered via SLP and is known
// as $StorageSystem->.
// 2. A specific set of StorageVolumes is known as $StorageVolume->[].
//
// MAIN
//
// Step 1. Retrieve the hosted BlockStatisticsService.
$StatServices->[] = AssociatorNames($StorageSystem->,
    "CIM_HostedService",
    "CIM_BlockStatisticsService",
    "Antecedent",
    "Dependent")
// There should be one and only one BlockStatisticsService.
$StatService-> = $StatServices->[0]

// Step 2. Retrieve the capabilities describing the BlockStatisticService.
$StatCapabilities[] = Associators($StatService->,
    "CIM_ElementCapabilities",
    "CIM_BlockStatisticsCapabilities",
    "ManagedElement",
    "Capabilities",
    false,
    false,
    {"ElementTypesSupported"})
// There should be one and only one BlockStatisticsCapabilities.
$Capabilities = $StatCapabilities[0]

```


Block Server Performance Subprofile

```
if !contains(8, // "Volume"
    $Capabilities.ElementTypesSupported) {

    <EXIT! StorageVolume performance statistics not supported>
}

// Step 3. Locate the default ManifestCollection
$ManifestCollections[] = Associators($StatCollection->,
    "CIM_AssociatedBlockStatisticsManifestCollection",
    "CIM_BlockStatisticsManifestCollection",
    "Statistics",
    "ManifestCollection",
    false,
    false,
    {"IsDefault"})
$DefaultManifestCollection = null
for #i in $ManifestCollections[] {
    if ($ManifestCollections[#i].IsDefault) {
        $DefaultManifestCollection = $ManifestCollections[#i]
        break
    }
}
if ($DefaultManifestCollection == null) {
    <ERROR! A default ManifestCollection MUST exist>
}

// Step 4. Locate the default BlockManifest which identifies the statistical
// data supported for StorageVolumes.
$VolumeManifest = null
string[] #PropList = {"ElementType", "IncludeStatisticTime", "IncludeTotalIOs",
    "IncludeKBytesTransferred", "IncludeIOTimeCounter", "IncludeReadIOs",
    "IncludeReadHitIOs", "IncludeReadIOTimeCounter",
    "IncludeReadHitIOTimeCounter", "IncludeKBytesRead", "IncludeWriteIOs",
    "IncludeWriteHitIOs", "IncludeWriteIOTimeCounter",
    "IncludeWriteHitIOTimeCounter", "IncludeKBytesWritten",
    "IncludeIdleTimeCounter", "IncludeMaintOp", "IncludeMaintTimeCounter"}
$DefaultBlockManifests[] = Associators(
    $DefaultManifestCollection.GetObjectPath(),
    "CIM_MemberOfCollection",
    "CIM_BlockStatisticsManifest",
    "Collection",
    "Member",
    false,
    false,
    #PropList)
for #i in $DefaultBlockManifests[] {
    if ($DefaultBlockManifests[#i].ElementType == 8) {
```

Block Server Performance Subprofile

```
    $VolumeManifest = $DefaultBlockManifests[#i]
    break
  }
}
if ($VolumeManifest == null) {
  <ERROR! Required default BlockManifest for StorageVolume not found>
}

// Step 5. Retrieve the performance statistics for each specified StorageVolume.
for (#i in $StorageVolume->[]) {
  $VolumeStatData[] = Associators($StorageVolume->[#i],
    "CIM_ElementStatisticalData",
    "CIM_BlockStorageStatisticalData",
    "ManagedElement",
    "Stats",
    false,
    false,
    null)
  // There should be one and only one BlockStorageStatisticalData.
  if ($VolumeStatData[] == null || $VolumeStatData[].length != 1) {
    <ERROR! The required staticistics were not found>
  }
  $VolumeStats = $VolumeStatData[0]

  // Step 6. Extract the performance statistics supported by the
  // StorageVolume.
  if ($VolumeManifest.IncludeStatisticTime) {
    #StatisticTime = VolumeStats.StatisticTime
  } else {
    <ERROR! StatisticTime is a required property for Volumes and should
      be set to "true" in the default BlockManifest>
  }
  if ($VolumeManifest.IncludeTotalIOs) {
    #TotalIOs = VolumeStats.TotalIOs
  } else {
    <ERROR! TotalIOs is a required property for Volumes and should
      be set to "true" in the default BlockManifest>
  }
  if ($VolumeManifest.IncludeKBytesTransferred) {
    #KBytesTransferred = VolumeStats.KBytesTransferred
  } else {
    <ERROR! KBytesTransferred is a required property for Volumes and
      should be set to "true" in the default BlockManifest>
  }
  if ($VolumeManifest.IncludeIOTimeCounter) {
    #IOTimeCounter = VolumeStats.IOTimeCounter
  }
}
```

Block Server Performance Subprofile

```
if ($VolumeManifest.IncludeReadIOs) {
    #ReadIOs = VolumeStats.ReadIOs
} else {
    <ERROR! ReadIOs is a required property for Volumes and should
        be set to "true" in the default BlockManifest>
}
if ($VolumeManifest.IncludeReadHitIOs) {
    #ReadHitIOs = VolumeStats.ReadHitIOs
} else {
    <ERROR! ReadHitIOs is a required property for Volumes and should
        be set to "true" in the default BlockManifest>
}
if ($VolumeManifest.IncludeReadIOTimeCounter) {
    #ReadIOTimeCounter = VolumeStats.ReadIOTimeCounter
}
if ($VolumeManifest.IncludeReadHitIOTimeCounter) {
    #ReadHitIOTimeCounter = VolumeStats.ReadHitIOTimeCounter
}
if ($VolumeManifest.IncludeKBytesRead) {
    #KBytesRead = VolumeStats.KBytesRead
}
if ($VolumeManifest.IncludeWriteIOs) {
    #WriteIOs = VolumeStats.WriteIOs
} else {
    <ERROR! WriteIOs is a required property for Volumes and should
        be set to "true" in the default BlockManifest>
}
if ($VolumeManifest.IncludeWriteHitIOs) {
    #WriteHitIOs = VolumeStats.WriteHitIOs
} else {
    <ERROR! WriteHitIOs is a required property for Volumes and should
        be set to "true" in the default BlockManifest>
}
if ($VolumeManifest.IncludeWriteIOTimeCounter) {
    #WriteIOTimeCounter = VolumeStats.WriteIOTimeCounter
}
if ($VolumeManifest.IncludeWriteHitIOTimeCounter) {
    #WriteHitIOTimeCounter = VolumeStats.WriteHitIOTimeCounter
}
if ($VolumeManifest.IncludeKBytesWritten) {
    #KBytesWritten = VolumeStats.KBytesWritten
}
if ($VolumeManifest.IncludeIdleTimeCounter) {
    #IdleTimeCounter = VolumeStats.IdleTimeCounter
}
}
```

7.7.4 Summary of Statistics Support by Element

Not all statistics properties are kept for all elements. Table 133 illustrates the statistics properties that are kept for each of the metered elements.

Table 133 - Summary of Statistics Support by Element

Statistic Property	Top Level Computer System	Component Computer System (Front-end)	Component Computer System (Peer)	Component Computer System (Back-end)	Front-end Port	Back-end Port	Volume (LogicalDisk)	Composite Extent	Disk
StatisticTime	R	R	R	R	R	R	R	R	R
TotalIOs	R	R	R	R	R	R	R	R	R
KBytes Transferred	R	O	O	O	R	O	R	R	R
IOTimeCounter	O	O	O	O	O	O	O	N	O
ReadIOs	O	R	R	N	N	N	R	N	R
ReadHitIOs	O	O	O	N	N	N	O	N	N
ReadIOTimeCounter	O	O	O	N	N	N	O	N	O
ReadHitIOTimeCounter	O	O	O	N	N	N	O	N	N
KBytesRead	O	O	O	O	N	N	O	N	O
WriteIOs	O	R	R	N	N	N	R	N	O
WriteHitIOs	O	O	O	N	N	N	O	N	N
WriteIOTimeCounter	O	O	O	N	N	N	O	N	O
WriteHitIOTimeCounter	O	O	O	N	N	N	O	N	N
KBytesWritten	O	O	O	O	N	N	O	N	O
IdleTimeCounter	N	N	N	O	O	N	O	O	O
MaintOp	N	N	N	N	N	N	N	O	O
MaintTime-Counter	N	N	N	N	N	N	N	O	O

The legend is:

R – Required

O – Optional

N – Not specified

Notice that there is a difference between the “front-end” port and “back-end” port elements. There is a difference between the top level computer system (i.e., the Array, Storage Virtualizer or Volume Management Profile) and the component computer systems. Furthermore, there can be variations in the component computer systems. This is based on how component computer systems are configured. In some cases, these computer systems are “front-end” and “back-end” controllers. In other subsystems, they are “peer” controllers.

NOTE Controller LUNs (SCSIArbitraryLogicalUnits) and RemoteReplicaGroup are not shown in Table 133: Summary of Block Statistics Support by Element. They only require StatisticTime, TotalIOs and KBytesTransferred. All other properties are not SPECIFIED.

A complete list of definitions of the metered elements as defined by the ElementType property of BlockStorageStatisticalData follows:

- ElementType = 2 (Computer System) - These are statistics for the whole Array (virtualizer or volume manager).
- ElementType = 3 (Front-end Computer System) - This is the Computer System (controller) that provides the support for receiving the IO from host systems. The Front-end function acts as a target of IO.
- ElementType = 4 (Peer Computer System) - This is a Computer System that acts as both a front-end and back-end Computer System.
- ElementType = 5 (Back-end Computer System) - This is the Computer System (controller) that provides the support for driving the IO to the back-end storage (disk drives or external volumes). The back-end function acts as an initiator of IO.
- ElementType = 6 (Front-end Port) - A port in a disk array that connects the disk array (or Storage Virtualizer) to hosts using the storage. The Front End port is usually connected to either the Peer Computer System (controller) or to the Front-end Computer System (controller) in some Disk Arrays or Storage Virtualizers.
- ElementType = 7 (Back-end Port) - A port that can be inside the disk array housing that connects to the disk drives. This is connected to either the Peer Computer system (controller) or to the Back-end Computer System (controller) in some Disk Arrays or Storage Virtualizers.
- ElementType = 8 (Volume) - This is a Logical Unit that is the target of data IOs for storing or retrieving data. This would be a StorageVolume for Arrays or Storage Virtualizers. It would be a LogicalDisk for Volume Management Profiles.
- ElementType = 9 (Extent) - This is an intermediate Storage Extent. That is, it is not a Volume and it is not a Disk Drive. An example of the use of an Extent would be a RAID rank that creates a logical storage extent from multiple disk drives. In the case of Storage Virtualizers, this is used to represent the volumes that are imported from Arrays.
- ElementType = 10 (Disk Drive) - This is a disk drive.
- ElementType = 11 (Arbitrary LUs) - This is a Logical Unit that is the target of “control” IO functions. The Logical Unit does not contain data, but supports invocation of control functions in an Array or Storage Virtualizer.
- ElementType = 12 (Remote Replica Group) - Replication requires a local disk array and a remote disk array (in some “safe” location). The remote replica group is a group of disk drives in the remote disk array used to replicated defined data from the local disk array.

EXPERIMENTAL

7.7.4.1 Cumulative and Rate StatisticsProperties

Table 134 shows the cumulative and the corresponding rate statistics properties.

Table 134 - Cumulative and Rate Statistics Properties

Cumulative Statistics	Rate Statistics
TotalIOs	TotalIOsRate
KBytesTransferred	KByteTransferredRate

Table 134 - Cumulative and Rate Statistics Properties

Cumulative Statistics	Rate Statistics
IOTimeCounter	(not applicable)
ReadIOs	ReadIOsRate
ReadHitIOs	ReadHitIOsRate
ReadIOTimeCounter	(not applicable)
ReadHitIOTimeCounter	(not applicable)
KBytesRead	KBytesReadRate
WriteIOs	WriteIOsRate
WriteHitIOs	WriteHitIOsRate
WriteIOTimeCounter	(not applicable)
WriteHitIOTimeCounter	WriteHitIOTimeCounterRate
KBytesWritten	KBytesWrittenRate
IdleTimeCounter	(not applicable)
MaintOp	MaintOpRate
MaintTimeCounter	(not applicable)

7.7.4.2 ElementType and RateElementType Properties

Table 135 shows ElementType and the corresponding RateElementType properties:

Table 135 - ElementType and RateElementType Properties

ElementType	Value	RateElementType	Value
Computer System	2	Computer System Rate	13
Front-end Computer System	3	Front-end Computer System Rate	14
Peer Computer System	4	Peer Computer System Rate	15
Back-end Computer System	5	Back-end Computer System Rate	16
Front-end Port	6	Front-end Port Rate	17
Back-end Port	7	Back-end Port Rate	18
Volume	8	Volume Rate	19
Extent	9	Extent Rate	20
Disk Drive	10	Disk Drive Rate	21
Arbitrary LUs	11	Arbitrary LUs Rate	22
Remote Replica Group	12	Remote Replica Group Rate	23

EXPERIMENTAL

7.7.5 Formulas and Calculations

Table 133 identifies the set of statistics that are recommended for the various storage components in the array. These metrics, once collected, can be further enhanced through the definition of formulas and calculations that create additional 'derived' statistics.

Table 136 defines a set of such derived statistics. They are by no means the only possible derivations but serve as examples of the most commonly asked for statistics.

Table 136 - Formulas and Calculations

Calculated Statistics	
New statistic	Formula
TimeInterval	delta StatisticTime
% utilization	$100 * (\text{delta StatisticTime} - \text{delta IdleTime}) / \text{delta StatisticTime}$
I/O rate	$\text{delta TotalIOs} / \text{delta StatisticTime}$
I/O response time	$\text{delta IOTime} / \text{delta TotalIOs}$
Queue depth	$\text{delta I/O rate} * \text{delta I/O response time}$
Service Time	$\text{utilization} / \text{I/O rate}$
Wait Time	$\text{Response Time} - \text{Service Time}$
Average Read Size	$\text{delta KBytesRead} / \text{delta ReadIOs}$
Average Write Size	$\text{delta KBytesWritten} / \text{delta WriteIOs}$
% Read	$100 * (\text{delta ReadIOs} / \text{delta TotalIOs})$
% Write	$100 * (\text{delta WriteIOs} / \text{delta TotalIOs})$
% Hit	$100 * ((\text{delta ReadHitIOs} + \text{delta WriteHitIOs}) / \text{delta TotalIOs})$

7.7.6 Block Server Performance Supported Capabilities Patterns

The Capabilities patterns summarized in Table 137 are formally recognized by the Block Server Performance Subprofile of the current version of SMI-S

Table 137 - Block Server Performance Subprofile Supported Capabilities Patterns

ElementSupported	SynchronousMethods Supported	AsynchronousMethods Supported
Any (at least one)	NULL	NULL
Any (at least one)	Neither GetStatisticsCollection nor Exec Query	NULL
Any (at least one)	GetStatisticsCollection	NULL
Any (at least one)	Any	NULL
Any (at least one)	Exec Query	NULL
Any (at least one)	GetStatisticsCollection, Query	NULL
Any (at least one)	Exec Query	NULL
Any (at least one)	"Manifest Creation", "Manifest Modification", and "Manifest Removal"	NULL
Any (at least one)	"Indications", "Query Collection"	NULL

An implementation will support GetStatisticsCollection, Query, GetStatisticsCollection and Query or neither. But if the implementation supports GetStatisticsCollection, it will shall support Synchronous execution.

If manifest collections are supported, then ALL three methods shall be supported (Creation, modification and removal).

7.7.7 Correlation of Block Storage Statistics and Fabric Statistics

A client will see statistics for Block Storage which describe statistical information relative to block access. This subprofile defines those statistics. But a client may also see statistics relative to networking activity (e.g., Port statistics). This section describes which metrics can be correlated between block storage statistics and port statistics.

7.8 CIM Elements

Table 138 describes the CIM elements for Block Server Performance.

Table 138 - CIM Elements for Block Server Performance

Element Name	Requirement	Description
7.8.1 CIM_AssociatedBlockStatisticsManifestCollection (Client defined collection)	Conditional	Conditional requirement: Clients can create manifests as identified by CIM_BlockStatisticsCapabilities.SynchronousMethodsSupported. This is an association between the StatisticsCollection and a client defined manifest collection.
7.8.2 CIM_AssociatedBlockStatisticsManifestCollection (Provider defined collection)	Mandatory	This is an association between the StatisticsCollection and a provider supplied (pre-defined) manifest collection that defines the statistics properties supported by the profile implementation.
7.8.3 CIM_BlockStatisticsCapabilities	Mandatory	This defines the statistics capabilities supported by the implementation of the profile.
7.8.4 CIM_BlockStatisticsManifest (Client Defined)	Conditional	Conditional requirement: Clients can modify manifests as identified by CIM_BlockStatisticsCapabilities.SynchronousMethodsSupported. An instance of this class defines the statistics properties of interest to the client for one element type.
7.8.5 CIM_BlockStatisticsManifest (Provider Support)	Mandatory	An instance of this class defines the statistics properties supported by the profile implementation for one element type.
7.8.6 CIM_BlockStatisticsManifestCollection (Client Defined)	Conditional	Conditional requirement: Clients can create manifests as identified by CIM_BlockStatisticsCapabilities.SynchronousMethodsSupported. An instance of this class defines one client defined collection of block statistics manifests (one manifest for each element type).
7.8.7 CIM_BlockStatisticsManifestCollection (Provider Defined)	Mandatory	An instance of this class defines the predefined collection of default block statistics manifests (one manifest for each element type).
7.8.8 CIM_BlockStatisticsService	Mandatory	This is a Service that provides (optional) services of bulk statistics retrieval and manifest set manipulation methods.
7.8.9 CIM_BlockStorageStatisticalData	Mandatory	This is a Subclass of CIM_StatisticalData for Block servers. It would be instantiated as specific block statistics for particular components.

Table 138 - CIM Elements for Block Server Performance

Element Name	Requirement	Description
7.8.10 CIM_ElementCapabilities	Mandatory	This associates the BlockStatisticsCapabilities to the BlockStatisticsService.
7.8.11 CIM_ElementStatisticalData (Back end Port Stats)	Conditional	Conditional requirement: Back end port statistics support. This is mandatory if CIM_BlockStatisticsCapabilities.ElementTypesSupported = "7". This associates a BlockStorageStatisticalData instance to the back end port for which the statistics are collected.
7.8.12 CIM_ElementStatisticalData (Component System Stats)	Conditional	Conditional requirement: Component Systems statistics support. This is mandatory if CIM_BlockStatisticsCapabilities.ElementTypesSupported = "3", "4" or "5". This associates a BlockStorageStatisticalData instance to the component ComputerSystem for which the statistics are collected.
7.8.13 CIM_ElementStatisticalData (Disk Stats)	Conditional	Conditional requirement: Disk Drive statistics support. This is mandatory if CIM_BlockStatisticsCapabilities.ElementTypesSupported = "10". This associates a BlockStorageStatisticalData instance to the StorageExtent (Disk Drive) for which the statistics are collected.
7.8.14 CIM_ElementStatisticalData (Extent Stats)	Conditional	Conditional requirement: Extent statistics support. This is mandatory if CIM_BlockStatisticsCapabilities.ElementTypesSupported = "9". This associates a BlockStorageStatisticalData instance to the StorageExtent (composite extent) for which the statistics are collected.
7.8.15 CIM_ElementStatisticalData (Front end Port Stats)	Conditional	Conditional requirement: Front-end port statistics support. This is mandatory if CIM_BlockStatisticsCapabilities.ElementTypesSupported = "6". This associates a BlockStorageStatisticalData instance to the target port for which the statistics are collected.
7.8.16 CIM_ElementStatisticalData (Logical Disk Stats)	Conditional	Conditional requirement: Volume statistics support in Volume Management Profiles. This is mandatory if CIM_BlockStatisticsCapabilities.ElementTypesSupported = "8", and the parent profile supports Logical Disks. This associates a BlockStorageStatisticalData instance to the volume for which the statistics are collected.
7.8.17 CIM_ElementStatisticalData (Remote Copy Stats)	Conditional	Conditional requirement: Remote Copy statistics support. This is mandatory if CIM_BlockStatisticsCapabilities.ElementTypesSupported = "12". This associates a BlockStorageStatisticalData instance to the remote copy service network for which the statistics are collected.

Table 138 - CIM Elements for Block Server Performance

Element Name	Requirement	Description
7.8.18 CIM_ElementStatisticalData (Top Level System Stats)	Conditional	Conditional requirement: Top level system statistics support. This is mandatory if CIM_BlockStatisticsCapabilities.ElementTypesSupported = "2". This associates a BlockStorageStatisticalData instance to the Top Level ComputerSystem for which the statistics are collected.
7.8.19 CIM_ElementStatisticalData (Volume Stats)	Conditional	Conditional requirement: Volume statistics support or Referenced from Array - StorageVolume is mandatory or Referenced from Storage Virtualizer - StorageVolume is mandatory. This is mandatory if CIM_BlockStatisticsCapabilities.ElementTypesSupported = "8", and the parent profile supports Storage Volumes. This associates a BlockStorageStatisticalData instance to the volume for which the statistics are collected.
7.8.20 CIM_HostedCollection (Client Defined)	Conditional	Conditional requirement: Clients can create manifests as identified by CIM_BlockStatisticsCapabilities.SynchronousMethodsSupported or . This would associate a client defined BlockStatisticsManifestCollection to the top level system for the profile (e.g., array).
7.8.21 CIM_HostedCollection (Default)	Mandatory	This would associate a default BlockStatisticsManifestCollection to the top level system for the profile (e.g., array).
7.8.22 CIM_HostedCollection (Provider Supplied)	Mandatory	This would associate the StatisticsCollection to the top level system for the profile (e.g., array).
7.8.23 CIM_HostedService	Mandatory	This associates the BlockStatisticsService to the ComputerSystem that hosts it.
7.8.24 CIM_MemberOfCollection (Member of client defined collection)	Conditional	Conditional requirement: Clients can modify manifests as identified by CIM_BlockStatisticsCapabilities.SynchronousMethodsSupported. This would associate Manifests to client defined manifest collections.
7.8.25 CIM_MemberOfCollection (Member of pre-defined collection)	Mandatory	This would associate pre-defined Manifests to default manifest collection.
7.8.26 CIM_MemberOfCollection (Member of statistics collection)	Mandatory	This would associate all block statistics instances to the StatisticsCollection.
7.8.27 CIM_StatisticsCollection	Mandatory	This would be a collection point for all Statistics that are kept for a Block Server.
7.8.28 SNIA_BlockStatisticsCapabilities	Optional	Experimental. This is a subclass of CIM_BlockStatisticsCapabilities that adds the SupportedFeatures property.
7.8.29 SNIA_BlockStatisticsManifest (Client Defined)	Optional	Experimental. This is a subclass of CIM_BlockStatisticsManifest that adds the CSVSequence property.
7.8.30 SNIA_BlockStatisticsManifest (Provider Support)	Optional	Experimental. This is a subclass of CIM_BlockStatisticsManifest that adds the CSVSequence property.

7.8.1 CIM_AssociatedBlockStatisticsManifestCollection (Client defined collection)

The CIM_AssociatedBlockStatisticsManifestCollection associates an instance of a CIM_BlockStatisticsManifestCollection to the instance of CIM_StatisticsCollection to which it applies. Client defined manifest collections identify the Manifests (properties) for retrieval of block statistics.

CIM_AssociatedBlockStatisticsManifestCollection is not subclassed from anything.

There will be one instance of the CIM_AssociatedBlockStatisticsManifestCollection class, for each client defined manifest collection that has been created.

Created By: Extrinsic: CreateManifestCollection

Modified By: Static

Deleted By: Static

Requirement: Clients can create manifests as identified by CIM_BlockStatisticsCapabilities.SynchronousMethodsSupported.

Table 139 describes class CIM_AssociatedBlockStatisticsManifestCollection (Client defined collection).

Table 139 - SMI Referenced Properties/Methods for CIM_AssociatedBlockStatisticsManifestCollection (Client defined collection)

Properties	Flags	Requirement	Description & Notes
Statistics		Mandatory	The StatisticsCollection to which the manifest collection applies.
ManifestCollection		Mandatory	A client defined manifest collection.

7.8.2 CIM_AssociatedBlockStatisticsManifestCollection (Provider defined collection)

The CIM_AssociatedBlockStatisticsManifestCollection associates an instance of a CIM_BlockStatisticsManifestCollection to the instance of CIM_StatisticsCollection to which it applies. The default manifest collection defines the CIM_BlockStorageStatisticalData properties that are supported by the profile implementation.

CIM_AssociatedBlockStatisticsManifestCollection is not subclassed from anything.

One instance of the CIM_AssociatedBlockStatisticsManifestCollection shall exist for the default manifest collection if the Block Server Performance Subprofile is implemented.

Created By: Static

Modified By: Static

Deleted By: Static

Requirement: Mandatory

Table 140 describes class CIM_AssociatedBlockStatisticsManifestCollection (Provider defined collection).

Table 140 - SMI Referenced Properties/Methods for CIM_AssociatedBlockStatisticsManifestCollection (Provider defined collection)

Properties	Flags	Requirement	Description & Notes
Statistics		Mandatory	The StatisticsCollection to which the manifest collection applies.
ManifestCollection		Mandatory	The default manifest collection.

7.8.3 CIM_BlockStatisticsCapabilities

An instance of the CIM_BlockStatisticsCapabilities class defines the specific support provided with the block statistics implementation. Note: There would be zero or one instance of this class in a profile. There would be none if the profile did not support the Block Server Performance Subprofile. There would be exactly one instance if the profile did support the Block Server Performance Subprofile.

CIM_BlockStatisticsCapabilities class is subclassed from CIM_Capabilities.

Created By: Static
 Modified By: Static
 Deleted By: Static
 Requirement: Mandatory

Table 141 describes class CIM_BlockStatisticsCapabilities.

Table 141 - SMI Referenced Properties/Methods for CIM_BlockStatisticsCapabilities

Properties	Flags	Requirement	Description & Notes
InstanceID		Mandatory	
ElementName		Mandatory	
ElementTypesSupported		Mandatory	ValueMap { "0", "2", "3", "4", "5", "6", "7", "8", "9", "10", "11", "12" }, Values {"Unknown", "Computer System", "Front-end Computer System", "Peer Computer System", "Back-end Computer System", "Front-end Port", "Back-endPort", "Volume", "Extent", "Disk Drive", "Arbitrary LUs", "Remote Replica Group"}.
RateElementTypesSupported		Conditional	Conditional requirement: This property is required if implementation supports performance data rate. ValueMap { "0", "13", "14", "15", "16", "17", "18", "19", "20", "21", "22", "23" }, Values {"Unknown", "Computer System Rate", "Front-end Computer System Rate", "Peer Computer System Rate", "Back-end Computer System Rate", "Front-end Port Rate", "Back-endPort Rate", "Volume Rate", "Extent Rate", "Disk Drive Rate", "Arbitrary LUs Rate", "Remote Replica Group Rate"}.
SynchronousMethodsSupported	N	Mandatory	This property is mandatory, but the array may be empty. ValueMap { "2", "3", "4", "5", "6", "7", "8" }, Values {"Exec Query", "QueryCollection", "GetStatisticsCollection", "Manifest Creation", "Manifest Modification", "Manifest Removal", "GetRateStatisticsCollection" }.
AsynchronousMethodsSupported		Optional	Not supported in current version of SMI-S.
ClockTickInterval		Mandatory	An internal clocking interval for all timers in the subsystem, measured in microseconds (Unit of measure in the timers, measured in microseconds). Time counters are monotonically increasing counters that contain "ticks". Each tick represents one ClockTickInterval. If ClockTickInterval contained a value of 32 then each time counter tick would represent 32 microseconds.
Caption	N	Optional	Not Specified in this version of the Profile.
Description	N	Optional	Not Specified in this version of the Profile.
CreateGoalSettings()		Optional	Not Specified in this version of the Profile.

7.8.4 CIM_BlockStatisticsManifest (Client Defined)

The CIM_BlockStatisticsManifest class is Concrete class that defines the CIM_BlockStorageStatisticalData properties that should be returned on a GetStatisticsCollection request.

CIM_BlockStatisticsManifest is subclassed from CIM_ManagedElement.

In order for a client defined instance of the CIM_BlockStatisticsManifest class to exist, all the manifest collection manipulation functions shall be identified in the "SynchronousMethodsSupported" property of the CIM_BlockStatisticsCapabilities

(BlockStatisticsCapabilities.SynchronousMethodsSupported = "5,6,7") instance, AND a client must have created at least ONE instance of CIM_BlockStatisticsManifestCollection.

Created By: Extrinsic: AddOrModifyManifest

Modified By: Extrinsic: AddOrModifyManifest

Deleted By: Extrinsic: RemoveManifest

Requirement: Clients can modify manifests as identified by CIM_BlockStatisticsCapabilities.SynchronousMethodsSupported.

Table 142 describes class CIM_BlockStatisticsManifest (Client Defined).

Table 142 - SMI Referenced Properties/Methods for CIM_BlockStatisticsManifest (Client Defined)

Properties	Flags	Requirement	Description & Notes
ElementName		Mandatory	A Client defined string that identifies the manifest.
InstanceID		Mandatory	The instance Identification. Within the scope of the instantiating Namespace, InstanceID opaquely and uniquely identifies an instance of this class.
ElementType		Mandatory	This value is required AND the current version of SMI-S specifies the following values: ValueMap {"2", "3", "4", "5", "6", "7", "8", "9", "10", "11", "12"} Values { "Computer System", "Front-end Computer System", "Peer Computer System", "Back-endComputer System", "Front-end Port", "Back-end Port", "Volume", "Extent", "Disk Drive", "Arbitrary LUs" , "Remote Replica Group"}.
IncludeStatisticTime		Mandatory	
IncludeTotalIOs		Mandatory	
IncludeKBytesTransferred		Mandatory	
IncludeIOTimeCounter		Mandatory	
IncludeReadIOs		Mandatory	
IncludeReadHitIOs		Mandatory	
IncludeReadIOTimeCounter		Mandatory	
IncludeReadHitIOTimeCounter		Mandatory	
IncludeKBytesRead		Mandatory	
IncludeWriteIOs		Mandatory	
IncludeWriteHitIOs		Mandatory	
IncludeWriteIOTimeCounter		Mandatory	
IncludeWriteHitIOTimeCounter		Mandatory	
IncludeKBytesWritten		Mandatory	
IncludeIdleTimeCounter		Mandatory	
IncludeMaintOp		Mandatory	
IncludeMaintTimeCounter		Mandatory	

Table 142 - SMI Referenced Properties/Methods for CIM_BlockStatisticsManifest (Client Defined)

Properties	Flags	Requirement	Description & Notes
Caption	N	Optional	Not Specified in this version of the Profile.
Description	N	Optional	Not Specified in this version of the Profile.
IncludeStartStatisticTime	N	Optional	Not Specified in this version of the Profile.

7.8.5 CIM_BlockStatisticsManifest (Provider Support)

The CIM_BlockStatisticsManifest class is Concrete class that defines the CIM_BlockStorageStatisticalData properties that supported by the Provider. These Manifests are established by the Provider for the default manifest collection.

CIM_BlockStatisticsManifest is subclassed from CIM_ManagedElement.

At least one Provider supplied instance of the CIM_BlockStatisticsManifest class shall exist, if the Block Server Performance Subprofile is supported.

Created By: Static

Modified By: Static

Deleted By: Static

Requirement: Mandatory

Table 143 describes class CIM_BlockStatisticsManifest (Provider Support).

Table 143 - SMI Referenced Properties/Methods for CIM_BlockStatisticsManifest (Provider Support)

Properties	Flags	Requirement	Description & Notes
ElementName		Mandatory	A Provider defined string that identifies the manifest in the context of the Default Manifest Collection.
InstanceID		Mandatory	The instance Identification. Within the scope of the instantiating Namespace, InstanceID opaquely and uniquely identifies an instance of this class.
ElementType		Mandatory	This value is required AND the current version of SMI-S specifies the following values: ValueMap {"2", "3", "4", "5", "6", "7", "8", "9", "10", "11", "12"} Values { "Computer System", "Front-end Computer System", "Peer Computer System", "Back-endComputer System", "Front-end Port", "Back-end Port", "Volume", "Extent", "Disk Drive", "Arbitrary LUs", "Remote Replica Group"}.
IncludeStatisticTime		Mandatory	
IncludeTotalIOs		Mandatory	
IncludeKBytesTransferred		Mandatory	
IncludeIOTimeCounter		Mandatory	
IncludeReadIOs		Mandatory	
IncludeReadHitIOs		Mandatory	
IncludeReadIOTimeCounter		Mandatory	
IncludeReadHitIOTimeCounter		Mandatory	
IncludeKBytesRead		Mandatory	

Table 143 - SMI Referenced Properties/Methods for CIM_BlockStatisticsManifest (Provider Support)

Properties	Flags	Requirement	Description & Notes
IncludeWriteIOs		Mandatory	
IncludeWriteHitIOs		Mandatory	
IncludeWriteIOTimeCounter		Mandatory	
IncludeWriteHitIOTimeCounter		Mandatory	
IncludeKBytesWritten		Mandatory	
IncludeIdleTimeCounter		Mandatory	
IncludeMaintOp		Mandatory	
IncludeMaintTimeCounter		Mandatory	
RateElementType		Conditional	Conditional requirement: This property is required if the RateElementTypesSupported contains 13 through 23. This value is required AND the current version of SMI-S specifies the following values: ValueMap {"13", "14", "15", "16", "17", "18", "19", "20", "21", "22", "23"} Values { "Computer System Rate", "Front-end Computer System Rate", "Peer Computer System Rate", "Back-end Computer System Rate", "Front-end Port Rate", "Back-end Port Rate", "Volume Rate", "Extent Rate", "Disk Drive Rate", "Arbitrary LUs Rate", "Remote Replica Group Rate"}.
IncludeRateIntervalStartTime		Conditional	Conditional requirement: This property is required if the RateElementTypesSupported contains 13 through 23.
IncludeRateIntervalEndTime		Conditional	Conditional requirement: This property is required if the RateElementTypesSupported contains 13 through 23.
IncludeTotalIOsRate		Conditional	Conditional requirement: This property is required if the RateElementTypesSupported contains 13 through 23.
IncludeKBytesTransferredRate		Conditional	Conditional requirement: This property is required if the RateElementTypesSupported contains 13 through 23.
IncludeReadIOsRate		Conditional	Conditional requirement: This property is required if the RateElementTypesSupported contains 13 through 23.
IncludeReadHitIOsRate		Conditional	Conditional requirement: This property is required if the RateElementTypesSupported contains 13 through 23.
IncludeKBytesReadRate		Conditional	Conditional requirement: This property is required if the RateElementTypesSupported contains 13 through 23.
IncludeWriteIOsRate		Conditional	Conditional requirement: This property is required if the RateElementTypesSupported contains 13 through 23.
IncludeWriteHitIOsRate		Conditional	Conditional requirement: This property is required if the RateElementTypesSupported contains 13 through 23.
IncludeKBytesWrittenRate		Conditional	Conditional requirement: This property is required if the RateElementTypesSupported contains 13 through 23.
IncludeIdleTimeCounterRate		Conditional	Conditional requirement: This property is required if the RateElementTypesSupported contains 13 through 23.
IncludeMaintOpRate		Conditional	Conditional requirement: This property is required if the RateElementTypesSupported contains 13 through 23.
Caption	N	Optional	Not Specified in this version of the Profile.

Table 143 - SMI Referenced Properties/Methods for CIM_BlockStatisticsManifest (Provider Support)

Properties	Flags	Requirement	Description & Notes
Description	N	Optional	Not Specified in this version of the Profile.
IncludeStartStatisticTime	N	Optional	Not Specified in this version of the Profile.

7.8.6 CIM_BlockStatisticsManifestCollection (Client Defined)

An instance of a client defined CIM_BlockStatisticsManifestCollection defines the set of Manifests to be used in retrieval of Block statistics by the GetStatisticsCollection method.

CIM_BlockStatisticsManifestCollection is subclassed from CIM_SystemSpecificCollection.

In order for a client defined instance of the CIM_BlockStatisticsManifestCollection class to exist, then all the manifest collection manipulation functions shall be identified in the "SynchronousMethodsSupported" property of the CIM_BlockStatisticsCapabilities instance and a client must have created a Manifest Collection..

Created By: Extrinsic: CreateManifestCollection

Modified By: Static

Deleted By: Static

Requirement: Clients can create manifests as identified by CIM_BlockStatisticsCapabilities.SynchronousMethodsSupported.

Table 144 describes class CIM_BlockStatisticsManifestCollection (Client Defined).

Table 144 - SMI Referenced Properties/Methods for CIM_BlockStatisticsManifestCollection (Client Defined)

Properties	Flags	Requirement	Description & Notes
InstanceID		Mandatory	
ElementName		Mandatory	A client defined user-friendly name for the manifest collection. It is set during creation of the Manifest Collection through the ElementName parameter of the CreateManifestCollection method.
IsDefault		Mandatory	Denotes whether or not this manifest collection is a provider defined default manifest collection. For the client defined manifest collections this is set to "false".
Caption	N	Optional	Not Specified in this version of the Profile.
Description	N	Optional	Not Specified in this version of the Profile.

7.8.7 CIM_BlockStatisticsManifestCollection (Provider Defined)

An instance of a default CIM_BlockStatisticsManifestCollection defines the set of Manifests that define the properties supported for each ElementType supported for the implementation. It can also be used by clients in retrieval of Block statistics by the GetStatisticsCollection method.

CIM_BlockStatisticsManifestCollection is subclassed from CIM_SystemSpecificCollection.

At least ONE CIM_BlockStatisticsManifestCollection shall exist if the Block Server Performance Subprofile is implemented. This would be the default manifest collection that defines the properties supported by the implementation.

Created By: Static

Modified By: Static

Deleted By: Static

Requirement: Mandatory

Table 145 describes class CIM_BlockStatisticsManifestCollection (Provider Defined).

Table 145 - SMI Referenced Properties/Methods for CIM_BlockStatisticsManifestCollection (Provider Defined)

Properties	Flags	Requirement	Description & Notes
InstanceID		Mandatory	
ElementName		Mandatory	For the default manifest collection, this should be set to "DEFAULT".
IsDefault		Mandatory	Denotes whether or not this manifest collection is a provider defined default manifest collection. For the default manifest collection this is set to "true".
Caption	N	Optional	Not Specified in this version of the Profile.
Description	N	Optional	Not Specified in this version of the Profile.

7.8.8 CIM_BlockStatisticsService

The CIM_BlockStatisticsService class provides methods for statistics retrieval and Manifest Collection manipulation.

The CIM_BlockStatisticsService class is subclassed from CIM_Service.

There shall be an instance of the CIM_BlockStatisticsService, if the Block Server Performance Subprofile is implemented. It is not necessary to support any methods of the service, but the service shall be populated.

The methods that are supported can be determined from the SynchronousMethodsSupported and AsynchronousMethodsSupported properties of the CIM_BlockStatisticsCapabilities.

Created By: Static

Modified By: Static

Deleted By: Static

Requirement: Mandatory

Table 146 describes class CIM_BlockStatisticsService.

Table 146 - SMI Referenced Properties/Methods for CIM_BlockStatisticsService

Properties	Flags	Requirement	Description & Notes
SystemCreationClassName		Mandatory	
SystemName		Mandatory	
CreationClassName		Mandatory	
Name		Mandatory	
Caption	N	Optional	Not Specified in this version of the Profile.
Description	N	Optional	Not Specified in this version of the Profile.
ElementName	N	Optional	Not Specified in this version of the Profile.
OperationalStatus	N	Optional	Not Specified in this version of the Profile.
StatusDescriptions	N	Optional	Not Specified in this version of the Profile.
InstallDate	N	Optional	Not Specified in this version of the Profile.
HealthState	N	Optional	Not Specified in this version of the Profile.
TimeOfLastStateChange	N	Optional	Not Specified in this version of the Profile.

Table 146 - SMI Referenced Properties/Methods for CIM_BlockStatisticsService

Properties	Flags	Requirement	Description & Notes
OtherEnabledState	N	Optional	Not Specified in this version of the Profile.
EnabledDefault	N	Optional	Not Specified in this version of the Profile.
RequestedState	N	Optional	Not Specified in this version of the Profile.
EnabledState	N	Optional	Not Specified in this version of the Profile.
Started	N	Optional	Not Specified in this version of the Profile.
PrimaryOwnerName	N	Optional	Not Specified in this version of the Profile.
PrimaryOwnerContact	N	Optional	Not Specified in this version of the Profile.
GetStatisticsCollection()		Conditional	Conditional requirement: Clients can get statistics collections using the GetStatisticsCollection as identified by CIM_BlockStatisticsCapabilities.SynchronousMethodsSupported. Support for this method is conditional on CIM_BlockStatisticsCapabilities.SynchronousMethodsSupported containing '4' (GetStatisticsCollection). This method retrieves all statistics kept for the profile as directed by a manifest collection.
GetRateStatisticsCollection()		Conditional	Conditional requirement: Clients can get statistics collections using the GetRateStatisticsCollection as identified by CIM_BlockStatisticsCapabilities.SynchronousMethodsSupported. Support for this method is conditional on CIM_BlockStatisticsCapabilities.SynchronousMethodsSupported containing '8' (GetRateStatisticsCollection). This method retrieves all rate statistics kept for the profile as directed by a manifest collection.
CreateManifestCollection()		Conditional	Conditional requirement: Clients can create manifests as identified by CIM_BlockStatisticsCapabilities.SynchronousMethodsSupported. Support for this method is conditional on CIM_BlockStatisticsCapabilities.SynchronousMethodsSupported containing '5' (Manifest Creation). This method is used to create client defined manifest collections.
AddOrModifyManifest()		Conditional	Conditional requirement: Clients can modify manifests as identified by CIM_BlockStatisticsCapabilities.SynchronousMethodsSupported. Support for this method is conditional on CIM_BlockStatisticsCapabilities.SynchronousMethodsSupported containing '6' (Manifest Modification). This method is used to add or modify block statistics manifests in a client defined manifest collection.
RemoveManifests()		Conditional	Conditional requirement: Clients can remove manifests as identified by CIM_BlockStatisticsCapabilities.SynchronousMethodsSupported. Support for this method is conditional on CIM_BlockStatisticsCapabilities.SynchronousMethodsSupported containing '7' (Manifest Removal). This method is used to remove a block statistics manifest from a client defined manifest collection.
RequestStateChange()		Optional	Not Specified in this version of the Profile.
StopService()		Optional	Not Specified in this version of the Profile.
StartService()		Optional	Not Specified in this version of the Profile.

7.8.9 CIM_BlockStorageStatisticalData

The CIM_BlockStorageStatisticalData class defines the block statistics properties that may be kept for an metered element of the block storage entity (such as a ComputerSystem, StorageVolume, Port or Disk Drive).

CIM_BlockStorageStatisticalData is subclassed from CIM_StatisticalData.

Block Server Performance Subprofile

Instances of this class will exist for each of the metered elements if the 'ElementTypesSupported' property of the CIM_BlockStatisticsCapabilities indicates that the metered element is supported. For example, 'Computer System' is identified in the 'ElementTypesSupported' property, then this indicates support for metering of the Top level computer system or 'Component Computer System'.

Created By: Static

Modified By: Static

Deleted By: Static

Requirement: Mandatory

Table 147 describes class CIM_BlockStorageStatisticalData.

Table 147 - SMI Referenced Properties/Methods for CIM_BlockStorageStatisticalData

Properties	Flags	Requirement	Description & Notes
InstanceID		Mandatory	The InstanceID for BlockStorageStatisticalData instance shall be unique across all instances of the BlockStorageStatisticalData class.
StatisticTime		Mandatory	Time statistics table by object was last updated (Time Stamp in CIM 2.2 specification format).
RateIntervalStartTime		Optional	The start time for the rate data interval. Rate indicates the number of data points per second - for example, number of read I/Os per second.
RateIntervalEndTime		Optional	The end time for the rate data interval.
ElementType		Mandatory	This value is required AND current version of SMI-S specifies the following values: ValueMap {"0", "2", "3", "4", "5", "6", "7", "8", "9", "10", "11", "12"} Values { "Unknown", "Computer System", "Front-end Computer System", "Peer Computer System", "Back-end Computer System", "Front-end Port", "Back-end Port", "Volume", "Extent", "Disk Drive", "Arbitrary LUs", "Remote Replica Group"}.
RateElementType		Conditional	Conditional requirement: This property is required if the RateElementTypesSupported contains 13 through 23. This value is required AND current version of SMI-S specifies the following values: ValueMap {"0", "13", "14", "15", "16", "17", "18", "19", "20", "21", "22", "24"} Values { "Unknown", "Computer System Rate", "Front-end Computer System Rate", "Peer Computer System Rate", "Back-end Computer System Rate", "Front-end Port Rate", "Back-end Port Rate", "Volume Rate", "Extent Rate", "Disk Drive Rate", "Arbitrary LUs Rate", "Remote Replica Group Rate"}.
TotalIOs		Mandatory	The cumulative count of I/Os for the object.
KBytesTransferred		Conditional	Conditional requirement: This property is required if the ElementType is 2, 6, 8, 9, 10, 11 or 12. The cumulative count of data transferred in KBytes (1024bytes = 1KByte). Note: This is mandatory for the Top level computer system, Front-end Ports, Volumes, Extents, Disk Drives, ArbitraryLUs and Remote Replica Groups, but is optional for the component computer systems and Back-end Ports.
IOTimeCounter		Optional	The cumulative elapsed I/O time(number of Clock Tick Intervals) for all cumulative I/Os as defined in "Total I/Os" above. I/O response time is added to this counter at the completion of each measured I/O using ClockTickInterval units. This value can be divided by number of IOs to obtain an average response time. Note: This is not SPECIFIED for CompositeExtents, ArbitraryLUs or Remote Replica Groups..

Table 147 - SMI Referenced Properties/Methods for CIM_BlockStorageStatisticalData

Properties	Flags	Requirement	Description & Notes
ReadIOs		Conditional	<p>Conditional requirement: This property is required if the ElementType is 3, 4, 8 or 10. The cumulative count of all reads.</p> <p>Note: This is mandatory for "Front-end" and "Peer" component ComputerSystems, Volumes and Disk Drives, but it is optional for the Top level computer system.</p> <p>Note: This is not specified for Ports, CompositeExtents, "Back-end" component computer systems, ArbitraryLUs or Remote Replica Groups..</p>
ReadHitIOs		Optional	<p>The cumulative count of all read cache hits (Reads from Cache).</p> <p>Note: This is not specified for "Back-end" component computer systems, Ports, CompositeExtents, DiskDrives, ArbitraryLUs or Remote Replica Groups.</p>
ReadIOTimeCounter		Optional	<p>The cumulative elapsed time for all Read I/Os) for all cumulative Read I/Os.</p> <p>Note: This is optional for "Front-end" and "Peer" component ComputerSystems and the Top level computer system, Volumes and Disk Drives.</p> <p>Note: This is not specified for "Back-end" component computer systems, Ports, CompositeExtents, ArbitraryLUs or Remote Replica Groups.</p>
ReadHitIOTimeCounter		Optional	<p>The cumulative elapsed time for all Read I/Os read from cache for all cumulative Read I/Os.</p> <p>Note: This is optional for "Front-end" and "Peer" component ComputerSystems and the Top level computer system and Volumes.</p> <p>Note: This is not specified for "Back-end" component computer systems, Ports, CompositeExtents, DiskDrives, ArbitraryLUs or Remote Replica Groups.</p>
KBytesRead		Optional	<p>The cumulative count of data read in KBytes (1024bytes = 1KByte).</p> <p>Note: This is optional for all ComputerSystems, Volumes, and Disk Drives.</p> <p>Note: This is not specified for Ports, CompositeExtents, ArbitraryLUs or Remote Replica Groups..</p>
WriteIOs		Conditional	<p>Conditional requirement: This property is required if the ElementType is 3, 4 or 8. The cumulative count of all writes.</p> <p>Note: This is mandatory for "Front-end" and "Peer" component ComputerSystems and Volumes, but it is optional for the Top level computer system and Disk Drives.</p> <p>Note: This is not specified for "Back-end" component computer systems, Ports, CompositeExtents, ArbitraryLUs or Remote Replica Groups.</p>
WriteHitIOs		Optional	<p>The cumulative count of Write Cache Hits (Writes that went directly to Cache without blocking).</p> <p>Note: This is not specified for "Back-end" component computer systems, Ports, CompositeExtents, DiskDrives, ArbitraryLUs or Remote Replica Groups.</p>
WriteIOTimeCounter		Optional	<p>The cumulative elapsed time for all Write I/Os for all cumulative Writes.</p> <p>Note: This is optional for "Front-end" and "Peer" component ComputerSystems and the Top level computer system and Volumes and Disks Drives.</p> <p>Note: This is not specified for "Back-end" component computer systems, Ports, CompositeExtents, ArbitraryLUs or Remote Replica Groups.</p>

Table 147 - SMI Referenced Properties/Methods for CIM_BlockStorageStatisticalData

Properties	Flags	Requirement	Description & Notes
WriteHitIOTimeCounter		Optional	The cumulative elapsed time for all Write I/Os written to cache for all cumulative Write I/Os. Note: This is optional for "Front-end" and "Peer" component ComputerSystems and the Top level computer system and Volumes. Note: This is not specified for "Back-end" component computer systems, Ports, CompositeExtents, DiskDrives, ArbitraryLUs or Remote Replica Groups.
KBytesWritten		Optional	The cumulative count of data written in KBytes (1024bytes = 1KByte). Note: This is optional for all ComputerSystems, Volumes and Disk Drives. Note: This is not specified for Ports, CompositeExtents, ArbitraryLUs or Remote Replica Groups.
IdleTimeCounter		Optional	The cumulative elapsed idle time using ClockTickInterval units (Cumulative Number of Time Units for all idle time in the array). Note: This is optional for "Back-end" component ComputerSystems, Front end Ports, Volumes, Extents and Disk Drives. Note: This is not specified for back-end Ports, Top level computer system, "Front-end" and "Peer" component computer systems, ArbitraryLUs or Remote Replica Groups.
MaintOp		Optional	The cumulative count of all disk maintenance operations (SCSI commands such as: Verify, skip-mask, XOR read, XOR write-read, etc.) This is needed to understand the load on the disks that may interfere with normal read and write operations. Note: This is optional for Extents and Disk Drives. Note: This is not specified for ComputerSystems, Ports, Volumes, ArbitraryLUs or Remote Replica Groups.
MaintTimeCounter		Optional	The cumulative elapsed disk maintenance time. maintenance response time is added to this counter at the completion of each measured maintenance operation using ClockTickInterval units. Note: This is optional for Extents and Disk Drives. Note: This is not specified for ComputerSystems, Ports, Volumes, ArbitraryLUs or Remote Replica Groups.
TotalIOsRate		Optional	(real32) The count of I/Os per second for the object.
KBytesTransferred		Conditional	Conditional requirement: This property is required if the RateElementType is 13, 17, 19, 20, 21, 22 or 23. (real32) The count of data transferred in Kbytes per second (1024bytes = 1KByte). Note: This is mandatory for the Top level computer system, Front-end Ports, Volumes, Extents, Disk Drives, ArbitraryLUs and Remote Replica Groups, but is optional for the component computer systems and Back-end Ports.
ReadIOsRate		Conditional	Conditional requirement: This property is required if the RateElementType is 14, 15, 19 or 21. (real32) The count of all reads per second. Note: This is mandatory for "Front-end" and "Peer" component ComputerSystems, Volumes and Disk Drives, but it is optional for the Top level computer system. Note: This is not specified for Ports, CompositeExtents, "Back-end" component computer systems, ArbitraryLUs or Remote Replica Groups..

Table 147 - SMI Referenced Properties/Methods for CIM_BlockStorageStatisticalData

Properties	Flags	Requirement	Description & Notes
ReadHitOsRate		Conditional	<p>Conditional requirement: This property is required if the RateElementType is 14, 15 or 19. (real32) The count of all read cache hits (Reads from Cache) per second.</p> <p>Note: This is mandatory for "Front-end" and "Peer" component ComputerSystems, and Volumes, but it is optional for the Top level computer system.</p> <p>Note: This is not specified for "Back-end" component computer systems, Ports, CompositeExtents, DiskDrives, ArbitraryLUs or Remote Replica Groups.</p>
KBytesReadRate		Optional	<p>(real32) The count of data read in Kbytes per second (1024bytes = 1KByte).</p> <p>Note: This is optional for all ComputerSystems, Volumes, and Disk Drives.</p> <p>Note: This is not specified for Ports, CompositeExtents, ArbitraryLUs or Remote Replica Groups..</p>
WriteOsRate		Conditional	<p>Conditional requirement: This property is required if the RateElementType is 14, 15 or 19. (real32) The cumulative count of all writes per second.</p> <p>Note: This is mandatory for "Front-end" and "Peer" component ComputerSystems and Volumes, but it is optional for the Top level computer system and Disk Drives.</p> <p>Note: This is not specified for "Back-end" component computer systems, Ports, CompositeExtents, ArbitraryLUs or Remote Replica Groups.</p>
WriteHitOsRate		Conditional	<p>Conditional requirement: This property is required if the RateElementType is 14, 15 or 19. (real32) The count of Write Cache Hits per second (Writes that went directly to Cache).</p> <p>Note: This is mandatory for "Front-end" and "Peer" component ComputerSystems and Volumes, but it is optional for the Top level computer system.</p> <p>Note: This is not specified for "Back-end" component computer systems, Ports, CompositeExtents, DiskDrives, ArbitraryLUs or Remote Replica Groups.</p>
KBytesWrittenRate		Optional	<p>(real32) The count of data written in Kbytes per second (1024bytes = 1KByte).</p> <p>Note: This is optional for all ComputerSystems, Volumes and Disk Drives.</p> <p>Note: This is not specified for Ports, CompositeExtents, ArbitraryLUs or Remote Replica Groups.</p>
MaintOpRate		Optional	<p>(real32) The cumulative count of all disk maintenance operations per second (SCSI commands such as: Verify, skip-mask, XOR read, XOR write-read, etc).This is needed to understand the load on the disks that may interfere with normal read and write operations.</p> <p>Note: This is optional for Extents and Disk Drives.</p> <p>Note: This is not specified for ComputerSystems, Ports, Volumes, ArbitraryLUs or Remote Replica Groups.</p>
Caption	N	Optional	Not Specified in this version of the Profile.
Description	N	Optional	Not Specified in this version of the Profile.
ElementName	N	Optional	Not Specified in this version of the Profile.
StartStatisticTime	N	Optional	Not Specified in this version of the Profile.
ResetSelectedStats()		Optional	Not Specified in this version of the Profile.

7.8.10 CIM_ElementCapabilities

CIM_ElementCapabilities represents the association between ManagedElements (i.e., CIM_BlockStatisticsService) and their Capabilities (e.g., CIM_BlockStatisticsCapabilities). Note that the cardinality of the ManagedElement reference is Min(1), Max(1). This cardinality mandates the instantiation of the CIM_ElementCapabilities association for the referenced instance of Capabilities. ElementCapabilities describes the existence requirements and context for the referenced instance of ManagedElement. Specifically, the ManagedElement shall exist and provides the context for the Capabilities.

CIM_ElementCapabilities is not subclassed from anything.

Created By: Static

Modified By: Static

Deleted By: Static

Requirement: Mandatory

Table 148 describes class CIM_ElementCapabilities.

Table 148 - SMI Referenced Properties/Methods for CIM_ElementCapabilities

Properties	Flags	Requirement	Description & Notes
ManagedElement		Mandatory	The managed element (BlockStatisticsService).
Capabilities		Mandatory	The Capabilities instance associated with the BlockStatisticsService.

7.8.11 CIM_ElementStatisticalData (Back end Port Stats)

CIM_ElementStatisticalData is an association that relates a back end port to its statistics. Note that the cardinality of the ManagedElement reference is Min(1), Max(1). This cardinality mandates the instantiation of the CIM_ElementStatisticalData association for the referenced instance of BlockStatistics. ElementStatisticalData describes the existence requirements and context for the BlockStatistics, relative to a specific back end port.

CIM_ElementStatisticalData is not subclassed from anything.

Created By: Static

Modified By: Static

Deleted By: Static

Requirement: Back end port statistics support.

Table 149 describes class CIM_ElementStatisticalData (Back end Port Stats).

Table 149 - SMI Referenced Properties/Methods for CIM_ElementStatisticalData (Back end Port Stats)

Properties	Flags	Requirement	Description & Notes
ManagedElement		Mandatory	A reference to a back end port for which the Statistics apply.
Stats		Mandatory	A reference to the BlockStorageStatisticalData that hold the statistics for the Port.

7.8.12 CIM_ElementStatisticalData (Component System Stats)

CIM_ElementStatisticalData is an association that relates a component ComputerSystem to its statistics. Note that the cardinality of the ManagedElement reference is Min(1), Max(1). This cardinality mandates the instantiation of the CIM_ElementStatisticalData association for the referenced instance of BlockStatistics. ElementStatisticalData describes the existence requirements and context for the BlockStatistics, relative to a specific component ComputerSystem.

CIM_ElementStatisticalData is not subclassed from anything.

Created By: Static

Modified By: Static

Deleted By: Static

Requirement: Component Systems statistics support.

Table 150 describes class CIM_ElementStatisticalData (Component System Stats).

Table 150 - SMI Referenced Properties/Methods for CIM_ElementStatisticalData (Component System Stats)

Properties	Flags	Requirement	Description & Notes
ManagedElement		Mandatory	A reference to a component ComputerSystem for which the Statistics apply.
Stats		Mandatory	A reference to the BlockStorageStatisticalData that hold the statistics for the ComputerSystem.

7.8.13 CIM_ElementStatisticalData (Disk Stats)

CIM_ElementStatisticalData is an association that relates a StorageExtent (Disk Drive) to its statistics. Note that the cardinality of the ManagedElement reference is Min(1), Max(1). This cardinality mandates the instantiation of the CIM_ElementStatisticalData association for the referenced instance of BlockStatistics. ElementStatisticalData describes the existence requirements and context for the BlockStatistics, relative to a specific StorageExtent of a Disk Drive.

CIM_ElementStatisticalData is not subclassed from anything.

Created By: Static

Modified By: Static

Deleted By: Static

Requirement: Disk Drive statistics support.

Table 151 describes class CIM_ElementStatisticalData (Disk Stats).

Table 151 - SMI Referenced Properties/Methods for CIM_ElementStatisticalData (Disk Stats)

Properties	Flags	Requirement	Description & Notes
ManagedElement		Mandatory	A reference to a Disk Drive StorageExtent for which the Statistics apply.
Stats		Mandatory	A reference to the BlockStorageStatisticalData that hold the statistics for the Disk Drive.

7.8.14 CIM_ElementStatisticalData (Extent Stats)

CIM_ElementStatisticalData is an association that relates a StorageExtent (CompositeExtent) to its statistics. Note that the cardinality of the ManagedElement reference is Min(1), Max(1). This cardinality mandates the instantiation of the CIM_ElementStatisticalData association for the referenced instance of BlockStatistics. ElementStatisticalData describes the existence requirements and context for the BlockStatistics, relative to a specific StorageExtent.

CIM_ElementStatisticalData is not subclassed from anything.

Created By: Static

Modified By: Static

Deleted By: Static

Requirement: Extent statistics support.

Table 152 describes class CIM_ElementStatisticalData (Extent Stats).

Table 152 - SMI Referenced Properties/Methods for CIM_ElementStatisticalData (Extent Stats)

Properties	Flags	Requirement	Description & Notes
ManagedElement		Mandatory	A reference to a StorageExtent for which the Statistics apply.
Stats		Mandatory	A reference to the BlockStorageStatisticalData that hold the statistics for the StorageExtent.

7.8.15 CIM_ElementStatisticalData (Front end Port Stats)

CIM_ElementStatisticalData is an association that relates a target port to its statistics. Note that the cardinality of the ManagedElement reference is Min(1), Max(1). This cardinality mandates the instantiation of the CIM_ElementStatisticalData association for the referenced instance of BlockStatistics. ElementStatisticalData describes the existence requirements and context for the BlockStatistics, relative to a specific target port.

CIM_ElementStatisticalData is not subclassed from anything.

Created By: Static

Modified By: Static

Deleted By: Static

Requirement: Front-end port statistics support.

Table 153 describes class CIM_ElementStatisticalData (Front end Port Stats).

Table 153 - SMI Referenced Properties/Methods for CIM_ElementStatisticalData (Front end Port Stats)

Properties	Flags	Requirement	Description & Notes
ManagedElement		Mandatory	A reference to a target port for which the Statistics apply.
Stats		Mandatory	A reference to the BlockStorageStatisticalData that hold the statistics for the Port.

7.8.16 CIM_ElementStatisticalData (Logical Disk Stats)

CIM_ElementStatisticalData is an association that relates a LogicalDisk to its statistics. Note that the cardinality of the ManagedElement reference is Min(1), Max(1). This cardinality mandates the instantiation of the CIM_ElementStatisticalData association for the referenced instance of BlockStatistics. ElementStatisticalData describes the existence requirements and context for the BlockStatistics, relative to a specific logical disk.

CIM_ElementStatisticalData is not subclassed from anything.

Created By: Static

Modified By: Static

Deleted By: Static

Requirement: Volume statistics support in Volume Management Profiles.

Table 154 describes class CIM_ElementStatisticalData (Logical Disk Stats).

Table 154 - SMI Referenced Properties/Methods for CIM_ElementStatisticalData (Logical Disk Stats)

Properties	Flags	Requirement	Description & Notes
ManagedElement		Mandatory	A reference to a LogicalDisk for which the Statistics apply.
Stats		Mandatory	A reference to the BlockStorageStatisticalData that hold the statistics for the LogicalDisk.

7.8.17 CIM_ElementStatisticalData (Remote Copy Stats)

CIM_ElementStatisticalData is an association that relates a Network to its statistics. Note that the cardinality of the ManagedElement reference is Min(1), Max(1). This cardinality mandates the instantiation of the CIM_ElementStatisticalData association for the referenced instance of BlockStatistics. ElementStatisticalData describes the existence requirements and context for the BlockStatistics, relative to a specific Network.

CIM_ElementStatisticalData is not subclassed from anything.

Created By: Static

Modified By: Static

Deleted By: Static

Requirement: Remote Copy statistics support.

Table 155 describes class CIM_ElementStatisticalData (Remote Copy Stats).

Table 155 - SMI Referenced Properties/Methods for CIM_ElementStatisticalData (Remote Copy Stats)

Properties	Flags	Requirement	Description & Notes
ManagedElement		Mandatory	A reference to a Network (remote replication group) for which the Statistics apply.
Stats		Mandatory	A reference to the BlockStorageStatisticalData that hold the statistics for the Network.

7.8.18 CIM_ElementStatisticalData (Top Level System Stats)

CIM_ElementStatisticalData is an association that relates a top level ComputerSystem to its statistics. Note that the cardinality of the ManagedElement reference is Min(1), Max(1). This cardinality mandates the instantiation of the CIM_ElementStatisticalData association for the referenced instance of BlockStatistics. ElementStatisticalData describes the existence requirements and context for the BlockStatistics, relative to a specific ComputerSystem.

CIM_ElementStatisticalData is not subclassed from anything.

Created By: Static

Modified By: Static

Deleted By: Static

Requirement: Top level system statistics support.

Table 156 describes class CIM_ElementStatisticalData (Top Level System Stats).

Table 156 - SMI Referenced Properties/Methods for CIM_ElementStatisticalData (Top Level System Stats)

Properties	Flags	Requirement	Description & Notes
ManagedElement		Mandatory	A reference to the top level ComputerSystem for which the Statistics apply.
Stats		Mandatory	A reference to the BlockStorageStatisticalData that hold the statistics for the ComputerSystem.

7.8.19 CIM_ElementStatisticalData (Volume Stats)

CIM_ElementStatisticalData is an association that relates a StorageVolume to its statistics. Note that the cardinality of the ManagedElement reference is Min(1), Max(1). This cardinality mandates the instantiation of the CIM_ElementStatisticalData association for the referenced instance of BlockStatistics. ElementStatisticalData describes the existence requirements and context for the BlockStatistics, relative to a specific volume.

CIM_ElementStatisticalData is not subclassed from anything.

Created By: Static

Modified By: Static

Deleted By: Static

Requirement: Volume statistics support or Referenced from Array - StorageVolume is mandatory or Referenced from Storage Virtualizer - StorageVolume is mandatory.

Table 157 describes class CIM_ElementStatisticalData (Volume Stats).

Table 157 - SMI Referenced Properties/Methods for CIM_ElementStatisticalData (Volume Stats)

Properties	Flags	Requirement	Description & Notes
ManagedElement		Mandatory	A reference to a StorageVolume for which the Statistics apply.
Stats		Mandatory	A reference to the BlockStorageStatisticalData that hold the statistics for the StorageVolume.

7.8.20 CIM_HostedCollection (Client Defined)

CIM_HostedCollection defines a SystemSpecificCollection in the context of a scoping System. It represents a Collection that only has meaning in the context of a System, and/or whose elements are restricted by the definition of the System. In the Block Server Performance Subprofile, it is used to associate a client defined BlockStatisticsManifestCollections to the top level Computer System.

CIM_HostedCollection is subclassed from CIM_HostedDependency.

Created By: Static

Modified By: Static

Deleted By: Static

Requirement: Clients can create manifests as identified by CIM_BlockStatisticsCapabilities.SynchronousMethodsSupported or .

Table 158 describes class CIM_HostedCollection (Client Defined).

Table 158 - SMI Referenced Properties/Methods for CIM_HostedCollection (Client Defined)

Properties	Flags	Requirement	Description & Notes
Antecedent		Mandatory	The top level ComputerSystem of the profile.
Dependent		Mandatory	A client defined BlockStatisticsManifestCollection.

7.8.21 CIM_HostedCollection (Default)

CIM_HostedCollection defines a SystemSpecificCollection in the context of a scoping System. It represents a Collection that only has meaning in the context of a System, and/or whose elements are restricted by the definition of the System. In the Block Server Performance Subprofile, it is used to associate the default BlockStatisticsManifestCollection to the top level Computer System.

CIM_HostedCollection is subclassed from CIM_HostedDependency.

Created By: Static

Modified By: Static

Deleted By: Static

Requirement: Mandatory

Table 159 describes class CIM_HostedCollection (Default).

Table 159 - SMI Referenced Properties/Methods for CIM_HostedCollection (Default)

Properties	Flags	Requirement	Description & Notes
Antecedent		Mandatory	The top level ComputerSystem of the profile.
Dependent		Mandatory	The provider defined BlockStatisticsManifestCollection.

7.8.22 CIM_HostedCollection (Provider Supplied)

CIM_HostedCollection defines a SystemSpecificCollection in the context of a scoping System. It represents a Collection that only has meaning in the context of a System, and/or whose elements are restricted by the definition of the System. In the Block Server Performance Subprofile, it is used to associate the StatisticsCollection to the top level Computer System.

CIM_HostedCollection is subclassed from CIM_HostedDependency.

Created By: Static

Modified By: Static

Deleted By: Static

Requirement: Mandatory

Table 160 describes class CIM_HostedCollection (Provider Supplied).

Table 160 - SMI Referenced Properties/Methods for CIM_HostedCollection (Provider Supplied)

Properties	Flags	Requirement	Description & Notes
Antecedent		Mandatory	The top level ComputerSystem of the profile.
Dependent		Mandatory	The StatisticsCollection.

7.8.23 CIM_HostedService

CIM_HostedService is an association between a Service (CIM_BlockStatisticsService) and the System (ComputerSystem) on which the functionality resides. Services are weak with respect to their hosting System. Heuristic: A Service is hosted on the System where the LogicalDevices or SoftwareFeatures that implement the Service are located.

CIM_HostedService is subclassed from CIM_HostedDependency.

Created By: Static

Modified By: Static

Deleted By: Static

Requirement: Mandatory

Table 161 describes class CIM_HostedService.

Table 161 - SMI Referenced Properties/Methods for CIM_HostedService

Properties	Flags	Requirement	Description & Notes
Antecedent		Mandatory	The hosting System.
Dependent		Mandatory	The Service hosted on the System.

7.8.24 CIM_MemberOfCollection (Member of client defined collection)

This use of MemberOfCollection is to Collect all Manifests instances in a client defined manifest collection.

Created By: Extrinsic: AddOrModifyManifest

Modified By: Static

Deleted By: Extrinsic: RemoveManifest

Requirement: Clients can modify manifests as identified by CIM_BlockStatisticsCapabilities.SynchronousMethodsSupported.

Table 162 describes class CIM_MemberOfCollection (Member of client defined collection).

Table 162 - SMI Referenced Properties/Methods for CIM_MemberOfCollection (Member of client defined collection)

Properties	Flags	Requirement	Description & Notes
Collection		Mandatory	A client defined manifest collection.
Member		Mandatory	The individual Manifest Instance that is part of the set.

7.8.25 CIM_MemberOfCollection (Member of pre-defined collection)

This use of MemberOfCollection is to Collect all Manifests instances in the default manifest collection.

Created By: Static

Modified By: Static

Deleted By: Static

Requirement: Mandatory

Table 163 describes class CIM_MemberOfCollection (Member of pre-defined collection).

Table 163 - SMI Referenced Properties/Methods for CIM_MemberOfCollection (Member of pre-defined collection)

Properties	Flags	Requirement	Description & Notes
Collection		Mandatory	The provider defined default manifest collection.
Member		Mandatory	The individual Manifest Instance that is part of the set.

7.8.26 CIM_MemberOfCollection (Member of statistics collection)

This use of MemberOfCollection is to collect all BlockStorageStatisticalData instances (in the StatisticsCollection). Each association is created as a side effect of the metered object getting created.

Created By: Static

Modified By: Static

Deleted By: Static

Requirement: Mandatory

Table 164 describes class CIM_MemberOfCollection (Member of statistics collection).

Table 164 - SMI Referenced Properties/Methods for CIM_MemberOfCollection (Member of statistics collection)

Properties	Flags	Requirement	Description & Notes
Collection		Mandatory	The default manifest collection.
Member		Mandatory	The individual Manifest Instance that is part of the set.

7.8.27 CIM_StatisticsCollection

The CIM_StatisticsCollection collects all block statistics kept by the profile. There is one instance of the CIM_StatisticsCollection class and all individual element statistics can be accessed by using association traversal(using MemberOfCollection) from the StatisticsCollection.

CIM_StatisticsCollection is subclassed from CIM_SystemSpecificCollection.

Created By: Static

Modified By: Static

Deleted By: Static

Requirement: Mandatory

Table 165 describes class CIM_StatisticsCollection.

Table 165 - SMI Referenced Properties/Methods for CIM_StatisticsCollection

Properties	Flags	Requirement	Description & Notes
InstanceID		Mandatory	
ElementName		Mandatory	
SampleInterval		Mandatory	Minimum recommended polling interval for an array, storage virtualizer system or volume manager. It is set by the provider and cannot be modified.
TimeLastSampled		Mandatory	Time statistics table by object was last updated (Time Stamp in SMI 2.2 specification format).
Caption	N	Optional	Not Specified in this version of the Profile.
Description	N	Optional	Not Specified in this version of the Profile.

7.8.28 SNIA_BlockStatisticsCapabilities

Experimental. This is a subclass of CIM_BlockStatisticsCapabilities that adds the SupportedFeatures property.

Created By: Static

Modified By: Static

Deleted By: Static

Requirement: Optional

Table 166 describes class SNIA_BlockStatisticsCapabilities.

Table 166 - SMI Referenced Properties/Methods for SNIA_BlockStatisticsCapabilities

Properties	Flags	Requirement	Description & Notes
InstanceID		Mandatory	
ElementName		Mandatory	
ElementTypesSupported		Mandatory	
SynchronousMethodsSupported	N	Mandatory	
AsynchronousMethodsSupported		Optional	
ClockTickInterval		Mandatory	
SupportedFeatures		Optional	This is an array identifying features supported by the implementation. The valid values are '2' (none) or '3' (Client Defined Sequence).

7.8.29 SNIA_BlockStatisticsManifest (Client Defined)

Experimental. This is a subclass of CIM_BlockStatisticsManifest that adds the CSVSequence property.

Created By: Extrinsic: AddOrModifyManifest

Modified By: Extrinsic: AddOrModifyManifest

Deleted By: Extrinsic: RemoveManifest

Requirement: Optional

Table 167 describes class SNIA_BlockStatisticsManifest (Client Defined).

Table 167 - SMI Referenced Properties/Methods for SNIA_BlockStatisticsManifest (Client Defined)

Properties	Flags	Requirement	Description & Notes
ElementName		Mandatory	
InstanceID		Mandatory	
ElementType		Mandatory	
IncludeStatisticTime		Mandatory	
IncludeTotalIOs		Mandatory	
IncludeKBytesTransferred		Mandatory	
IncludeIOTimeCounter		Mandatory	
IncludeReadIOs		Mandatory	
IncludeReadHitIOs		Mandatory	
IncludeReadIOTimeCounter		Mandatory	
IncludeReadHitIOTimeCounter		Mandatory	
IncludeKBytesRead		Mandatory	
IncludeWriteIOs		Mandatory	

Table 167 - SMI Referenced Properties/Methods for SNIA_BlockStatisticsManifest (Client Defined)

Properties	Flags	Requirement	Description & Notes
IncludeWriteHitIOs		Mandatory	
IncludeWriteIOTimeCounter		Mandatory	
IncludeWriteHitIOTimeCounter		Mandatory	
IncludeKBytesWritten		Mandatory	
IncludeIdleTimeCounter		Mandatory	
IncludeMaintOp		Mandatory	
IncludeMaintTimeCounter		Mandatory	
CSVSequence	N	Mandatory	An array of strings that define a sequence of BlockStorageStatisticalData property names. The sequence is the sequence that data is to be returned on a GetStatisticsCollection request using this manifest. The first three elements of this array should be "InstanceID", "ElementType" and "StatisticsTime" to allow applications to match the ElementType of the Manifest with the BlockStorageStatisticalData CSV record. For BlockStatisticsManifest (Client Defined) this shall be the sequence desired by the client.
RateElementType		Conditional	Conditional requirement: This property is required if the RateElementTypesSupported contains 13 through 23.
IncludeRateIntervalStartTime		Conditional	Conditional requirement: This property is required if the RateElementTypesSupported contains 13 through 23.
IncludeRateIntervalEndTime		Conditional	Conditional requirement: This property is required if the RateElementTypesSupported contains 13 through 23.
IncludeTotalIOsRate		Conditional	Conditional requirement: This property is required if the RateElementTypesSupported contains 13 through 23.
IncludeKBytesTransferredRate		Conditional	Conditional requirement: This property is required if the RateElementTypesSupported contains 13 through 23.
IncludeReadIOsRate		Conditional	Conditional requirement: This property is required if the RateElementTypesSupported contains 13 through 23.
IncludeReadHitIOsRate		Conditional	Conditional requirement: This property is required if the RateElementTypesSupported contains 13 through 23.
IncludeKBytesReadRate		Conditional	Conditional requirement: This property is required if the RateElementTypesSupported contains 13 through 23.
IncludeWriteIOsRate		Conditional	Conditional requirement: This property is required if the RateElementTypesSupported contains 13 through 23.
IncludeWriteHitIOsRate		Conditional	Conditional requirement: This property is required if the RateElementTypesSupported contains 13 through 23.
IncludeKBytesWrittenRate		Conditional	Conditional requirement: This property is required if the RateElementTypesSupported contains 13 through 23.

Table 167 - SMI Referenced Properties/Methods for SNIA_BlockStatisticsManifest (Client Defined)

Properties	Flags	Requirement	Description & Notes
IncludeMaintOpRate		Conditional	Conditional requirement: This property is required if the RateElementTypesSupported contains 13 through 23.
CSVRateSequence	N	Conditional	Conditional requirement: This property is required if the RateElementTypesSupported contains 13 through 23. An array of strings that define a sequence of BlockStorageStatisticalData property names. The sequence is the sequence that data is to be returned on a GetRateStatisticsCollection request using this manifest. The first four elements of this array should be "InstanceID", "RateElementType", "RateIntervalStartTime" to allow applications to match the RateElementType of the Manifest with the BlockStorageStatisticalData CSV record. For BlockStatisticsManifest (Client Defined) this shall be the sequence desired by the client.

7.8.30 SNIA_BlockStatisticsManifest (Provider Support)

Experimental. This is a subclass of CIM_BlockStatisticsManifest that adds the CSVSequence property.

Created By: Static

Modified By: Static

Deleted By: Static

Requirement: Optional

Table 168 describes class SNIA_BlockStatisticsManifest (Provider Support).

Table 168 - SMI Referenced Properties/Methods for SNIA_BlockStatisticsManifest (Provider Support)

Properties	Flags	Requirement	Description & Notes
ElementName		Mandatory	
InstanceID		Mandatory	
ElementType		Mandatory	
IncludeStatisticTime		Mandatory	
IncludeTotalIOs		Mandatory	
IncludeKBytesTransferred		Mandatory	
IncludeIOTimeCounter		Mandatory	
IncludeReadIOs		Mandatory	
IncludeReadHitIOs		Mandatory	
IncludeReadIOTimeCounter		Mandatory	
IncludeReadHitIOTimeCounter		Mandatory	
IncludeKBytesRead		Mandatory	
IncludeWriteIOs		Mandatory	
IncludeWriteHitIOs		Mandatory	
IncludeWriteIOTimeCounter		Mandatory	

Table 168 - SMI Referenced Properties/Methods for SNIA_BlockStatisticsManifest (Provider Support)

Properties	Flags	Requirement	Description & Notes
IncludeWriteHitIOTimeCounter		Mandatory	
IncludeKBytesWritten		Mandatory	
IncludeIdleTimeCounter		Mandatory	
IncludeMaintOp		Mandatory	
IncludeMaintTimeCounter		Mandatory	
CSVSequence	N	Mandatory	An array of strings that define a sequence of BlockStorageStatisticalData property names. The sequence is the sequence that data is to be returned on a GetStatisticsCollection request using this manifest. The first three elements of this array shall be "InstanceID", "ElementType" and "StatisticsTime" to allow applications to match the ElementType of the Manifest with the BlockStorageStatisticalData CSV record. For BlockStatisticsManifest (Provider Support) this shall be the default sequence provided by the provider.

STABLE

EXPERIMENTAL

8 CKD Block Services Profile

8.1 Description

8.1.1 Overview

The CKD Block Services Profile models CKD (Count Key Data) storage of a block server storage system. CKD storage is storage that is formatted to support Count and Key fields to support mainframe access. CKD storage is at the StorageVolume level (which means the StorageVolume is access using single byte FC protocols) or at the StoragePool level (that is, a StoragePool may be dedicated to holding CKD StorageVolumes).

The CKD Block Services Profile is a component profile (subprofile) that provides a way for storage profiles to model mainframe storage. With this support a client will be able to distinguish non-CKD storage that is provided for non-CKD access from CKD storage that is provided for mainframe access. This is an important distinction for management, since storage that is available to one (e.g., SCSI access) is typically not usable by the other (e.g., mainframe access), although there are some devices that do support sharing a volume across CKD and non-CKD hosts. Similarly, management functions for other functions of block servers (e.g., masking and mapping) are somewhat different for CKD storage than non-CKD storage. So, it is important for management applications to be aware of the distinctions.

The CKD Block Services requires and specializes the Block Services Package. That is, the functions of the Block Services Package apply for CKD storage as well as non-CKD storage. The CKD Block Services Profile extends the model for CKD storage.

8.1.2 Implementation

8.1.2.1 Block Services Support for CKD Storage

Some profile implementations may support Extended Count Key Data formatted storage. This support is provided using existing classes, but adds some new properties as illustrated in Figure 47: "Block Services Support for Count Key Data Storage".

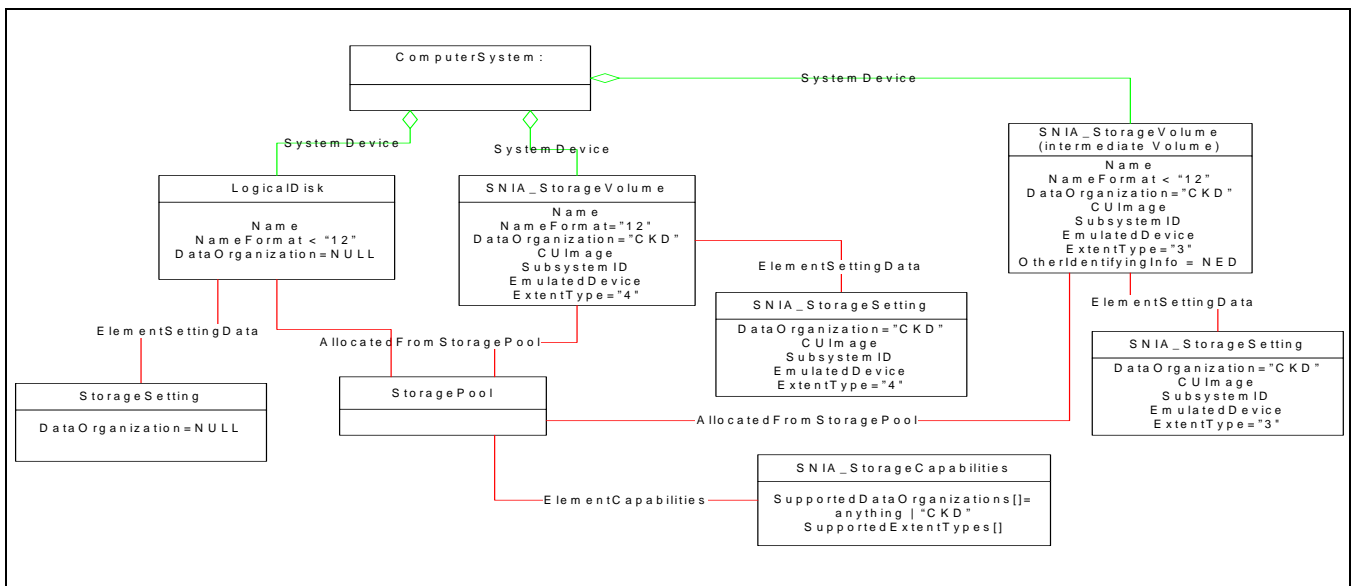


Figure 47 - Block Services Support for Count Key Data Storage

CKD storage may apply to StoragePools (via StorageCapabilities), StorageVolumes or LogicalDisks. CKD storage is indicated by the DataOrganization property in StorageVolume and LogicalDisk classes. For SMI-S the values of this property shall be “4” for CKD Volumes (or LogicalDisks). The capability of a StoragePool to support either (or both) non-CKD or CKD volumes is indicated by the SupportedDataOrganizations[] property of StorageCapabilities associated to the StoragePool.

DataOrganization can be specified on StorageSetting to indicate that an CKD Volume is desired on either of the Volume creation methods. If this property is left as null, it will be set according to the StoragePool that is being used. If the StoragePool supports both non-CKD and CKD storage, then the default will be to create a non-CKD volume (or LogicalDisk) for backward compatibility. This property exists in StorageVolume, LogicalDisk, and StorageSetting classes.

An additional difference between non-CKD and CKD Volumes are the NameFormats supported. For CKD Volumes, the volumes follow a Node Element Descriptor (NED) format. For non-CKD volumes there are a variety of formats that may be supported.

Certain instrumentation supports the use of a volume for both CKD and non-CKD hosts. These volumes are called Intermediate volumes in this specification. A StorageVolume can be classified as non-CKD, CKD, or both. The StorageVolume.DataOrganization property indicates the data format of the volume, while the new StorageVolume.ExtentType property indicates the type of host access allowed (CKD, non-CKD, both). Since this volume is shared across CKD and non-CKD hosts, it has a different name for each host. The Name property is used by Intermediate volumes for non-CKD hosts to provide for backwards compatibility, and the OtherIdentifyingInfo[] and IdentifyingDescriptions[] holds the CKD name and format information.

There is also a CUIImage property on both the SNIA_StorageVolume and the SNIA_StorageSetting. In the SB architecture and CKD access the CKD Volume has a “home” ProtocolController (in a Masking and Mapping sense). This property is covered in more detail in (need a Masking and Mapping reference here). But an CKD Volume cannot exist without an associated CUIImage (ProtocolController). This is accommodated by the CUIImage property on StorageSetting. That is, on creation of an CKD Volume the CUIImage parameter is passed as part of the StorageSetting for the Volume being created. The CUIImage in the SNIA_StorageSetting is the CUIImage requested and the CUIImage in the SNIA_StorageVolume is the CUIImage assigned. CUIImage is not supported for LogicalDisks.

A host can see more than 16 CU images by changing the SSID associated with the image. For example, there can be two CU images with the same image number but with different SSIDs. Thus, the same CU image numbers can be in use multiple times within the array and the host as long as each image has a unique SubsystemID. The second CU image with the same number is known as a “split.”

Mainframe systems use the SubsystemID to locate physical disk controllers, and all devices in the CU image shall have the same SubsystemID. If the CU image that is specified does not exist yet, the SubsystemID of the first device is used as the SubsystemID of the CU image. If the CU image already exists and contains other devices (and thus a SubsystemID), the SubsystemIDs of the newly mapped devices are changed to match the existing SubsystemID of the CU image.

8.1.2.2 Use Cases for CKD Storage

8.1.2.2.1 Summarize Pools and Capacities by SupportedDataOrganizations

Primordial StoragePools may be capable of supporting non-CKD, CKD or both non-CKD and CKD storage. This can be determined by inspecting the SupportedDataOrganizations property of the StorageCapabilities of the primordial StoragePool. If the property is NULL or not “4”, then the pool only supports non-CKD storage and all concrete StoragePools allocated from this Primordial StoragePool shall only support non-CKD storage. Similarly, if the property only identifies “4” (Count Key Data), then the pool only supports CKD storage and all concrete StoragePools allocated from this primordial StoragePool shall only support CKD storage.

If the `StorageCapabilities.SupportedDataOrganizations` property for primordial `StoragePool` identifies both "4" (Count Key Data) and something else (including NULL), then the storage allocated from the pool can be either non-CKD or CKD storage. It will be necessary to follow the `AllocatedFromStoragePool` association to the concrete `StoragePools` above the primordial `StoragePool`. As the client moves up the `AllocatedFromStoragePool` association, it would keep track of the `SpaceConsumed` value in the `AllocatedFromStoragePool`. If all concrete `StoragePools` are also capable of both non-CKD and CKD storage, then the primordial capacity of the storage is considered capable of supporting both non-CKD and CKD Volumes (or `LogicalDisks`).

If, however, the client reaches a concrete `StoragePool` that is only capable of supporting non-CKD or CKD storage, then the `SpaceConsumed` value by that `StoragePool` would be considered either non-CKD or CKD. It may be necessary to "pro-rate" the `SpaceConsumed` value to determine the actual primordial storage that has been allocated to non-CKD or CKD.

8.1.2.2.2 Find the Capacity of CKD Capable Storage

Building on the previous use case, a client would determine the capacity of primordial `StoragePools` that are only CKD capable (that is, `StorageCapabilities.SupportedDataOrganization` = "4" and only "4". This capacity is dedicated to CKD storage.

Next the client would consider primordial `StoragePools` that are capable of both non-CKD and CKD storage. The client would inspect the concrete `StoragePools` that are allocated from those primordial `StoragePools`. If any are identified as CKD only, the `SpaceConsumed` property on the `AllocatedFromStoragePool` will indicate the primordial storage that is dedicated to CKD.

If the concrete `StoragePool` just above the primordial `StoragePool` is also capable of supporting non-CKD or CKD storage, divide the `SpaceConsumed` value by the `TotalManagedSpace` value of the concrete `StoragePool` and save this "multiplier".

The client would continue executing the previous step until it finds a concrete `StoragePool` that only supports non-CKD storage. At this point, the client would multiply all the multipliers it has saved away to derive the amount of primordial space that has been dedicated to non-CKD storage. This value would be subtracted from the `TotalManagedSpace` value of the primordial `StoragePool` to determine the primordial capacity available for CKD storage. The client would execute this logic on all upper level concrete `StoragePools` that are identified as non-CKD only to get the remaining primordial capacity available for CKD storage.

8.1.2.2.3 Create an CKD Volume

To create an CKD Volume (or `LogicalDisk`) a client would create a `StorageSetting` (or select a `SettingAssociated` to `Capabilities`) with `DataOrganization` set to "4" and the `CUIImage` set to a valid `CUIImage` value.

With the appropriate CKD Volume Setting the client would issue either `CreateOrModifyElementFromStoragePool` or `CreateOrModifyElementFromElements`.

8.2 Health and Fault Management Consideration

No change for CKD.

8.3 Cascading Considerations

No change for CKD.

8.4 Supported Profiles, Subprofiles, and Packages

Table 169 describes the supported profiles for CKD Block Services.

Table 169 - Supported Profiles for CKD Block Services

Profile Name	Organization	Version	Requirement	Description
Job Control	SNIA	1.5.0	Optional	
Extent Composition	SNIA	1.6.0	Optional	
Block Services	SNIA	1.6.1	Mandatory	

8.5 Methods of the Profile

All methods of the Block Services Package should work for CKD storage (subject to restrictions of particular profile implementations).

8.6 Client Considerations and Recipes

No change for CKD.

8.7 Registered Name and Version

CKD Block Services version 1.5.0 (Component Profile)

CIM Schema Version: 2.13

Specializes SNIA Block Services version 1.6.1

8.8 CIM Elements

Table 170 describes the CIM elements for CKD Block Services.

Table 170 - CIM Elements for CKD Block Services

Element Name	Requirement	Description
8.8.1 CIM_AllocatedFromStoragePool (Pool from Pool)	Mandatory	AllocatedFromStoragePool.
8.8.2 CIM_AllocatedFromStoragePool (Volume or LogicalDisk from Pool)	Conditional	Conditional requirement: Referenced from Array - StorageVolume is mandatory or Referenced from Storage Virtualizer - StorageVolume is mandatory or Referenced from Host Hardware RAID Controller - StorageVolume is mandatory. AllocatedFromStoragePool.
8.8.3 CIM_ElementCapabilities (EnabledLogicalElementCapabilities to StorageVolume or LogicalDisk)	Optional	Expressed the ability for the element to be named or have its state changed.
8.8.4 CIM_ElementCapabilities (EnabledLogicalElementCapabilities to StoragePool)	Optional	Expressed the ability for the element to be named or have its state changed.
8.8.5 CIM_ElementCapabilities (ImplementationCapabilities to System)	Optional	Experimental. Associates the conformant Array ComputerSystem to the CIM_ImplementationCapabilities supported by the implementation.

Table 170 - CIM Elements for CKD Block Services

Element Name	Requirement	Description
8.8.6 CIM_ElementCapabilities (StorageCapabilities to StorageConfigurationService)	Optional	Associates StorageCapabilities with StorageConfigurationService. This StorageCapabilities shall represent the capabilities of the entire implementation.
8.8.7 CIM_ElementCapabilities (StorageCapabilities to StoragePool)	Mandatory	Associates StorageCapabilities with StoragePool. This StorageCapabilities shall represent the capabilities of the StoragePool to which it is associated.
8.8.8 CIM_ElementCapabilities (StorageConfigurationCapabilities to StorageConfigurationService)	Mandatory	Associates StorageConfigurationCapabilities with StorageConfigurationService.
8.8.9 CIM_ElementCapabilities (StorageConfigurationCapabilities to concrete StoragePool)	Optional	Associates StorageConfigurationCapabilities with StoragePool.
8.8.10 CIM_ElementCapabilities (StorageConfigurationCapabilities to primordial StoragePool)	Optional	Associates StorageConfigurationCapabilities with StoragePool.
8.8.11 CIM_ElementCapabilities (Used to declare the naming capabilities of the StoragePool)	Optional	Deprecated. Associates EnabledLogicalElementCapabilities with StorageConfigurationService.
8.8.12 CIM_ElementCapabilities (Used to declare the naming capabilities of the StorageVolume or LogicalDisk)	Optional	Associates EnabledLogicalElementCapabilities with StorageConfigurationService.
8.8.13 CIM_ElementSettingData	Mandatory	
8.8.14 CIM_EnabledLogicalElementCapabilities (For StorageConfigurationService)	Optional	Deprecated. This class is used to express the naming and possible requested state change possibilities for storage elements.
8.8.15 CIM_EnabledLogicalElementCapabilities (For StoragePool)	Optional	This class is used to express the naming and possible requested state change possibilities for storage pools.
8.8.16 CIM_FilterCollection (Block Services Predefined FilterCollection)	Conditional	Experimental. Conditional requirement: Required if the Experimental Indication Profile is supported and the SNIA_IndicationConfigurationCapabilities.SupportedFeatures='5' (Predefined Filter Collections). This is a collection of predefined IndicationFilters to which a client may subscribe.
8.8.17 CIM_FilterCollection (Block Services ProfileSpecificLifecycleIndicationFilterCollection)	Optional	Experimental. This is a collection of Lifecycle IndicationFilters defined by the Block Services Profile.
8.8.18 CIM_HostedCollection (Block Services to ProfileSpecificLifecycleIndicationFilterCollection)	Optional	Experimental.
8.8.19 CIM_HostedCollection (System to predefined IndicationFilters)	Conditional	Experimental. Conditional requirement: Required if the Experimental Indication Profile is supported and the SNIA_IndicationConfigurationCapabilities.SupportedFeatures='5' (Predefined Filter Collections).
8.8.20 CIM_HostedService	Conditional	Conditional requirement: Support for StorageConfigurationService.
8.8.21 CIM_HostedStoragePool	Mandatory	
8.8.22 CIM_ImplementationCapabilities (ImplementationCapabilities)	Optional	Experimental. The capabilities of the profile implementation.

Table 170 - CIM Elements for CKD Block Services

Element Name	Requirement	Description
8.8.23 CIM_IndicationFilter (Logical Disk Creation)	Conditional	Experimental. Conditional requirement: Required if the Experimental Indication Profile is supported and the SNIA_IndicationConfigurationCapabilities.SupportedFeatures='3' (Predefined Filters). This is the 'pre-defined' CIM_IndicationFilter instance for the addition of a new LogicalDisk instance.
8.8.24 CIM_IndicationFilter (Logical Disk Deletion)	Conditional	Experimental. Conditional requirement: Required if the Experimental Indication Profile is supported and the SNIA_IndicationConfigurationCapabilities.SupportedFeatures='3' (Predefined Filters). This is the 'pre-defined' CIM_IndicationFilter instance for the deletion of a LogicalDisk instance.
8.8.25 CIM_IndicationFilter (Logical Disk OperationalStatus)	Conditional	Experimental. Conditional requirement: Required if the Experimental Indication Profile is supported and the SNIA_IndicationConfigurationCapabilities.SupportedFeatures='3' (Predefined Filters). This is the 'pre-defined' CIM_IndicationFilter instance for changes in the OperationalStatus of LogicalDisk instances.
8.8.26 CIM_IndicationFilter (Storage Pool Creation)	Conditional	Experimental. Conditional requirement: Required if the Experimental Indication Profile is supported and the SNIA_IndicationConfigurationCapabilities.SupportedFeatures='3' (Predefined Filters). This is the 'pre-defined' CIM_IndicationFilter instance for the addition of a new StoragePool instance.
8.8.27 CIM_IndicationFilter (Storage Pool Deletion)	Conditional	Experimental. Conditional requirement: Required if the Experimental Indication Profile is supported and the SNIA_IndicationConfigurationCapabilities.SupportedFeatures='3' (Predefined Filters). This is the 'pre-defined' CIM_IndicationFilter instance for the deletion of a StoragePool instance.
8.8.28 CIM_IndicationFilter (Storage Pool TotalManagedSpace)	Conditional	Experimental. Conditional requirement: Required if the Experimental Indication Profile is supported and the SNIA_IndicationConfigurationCapabilities.SupportedFeatures='3' (Predefined Filters). This is the 'pre-defined' CIM_IndicationFilter instance for changes in TotalManagedSpace for StoragePool instances.
8.8.29 CIM_IndicationFilter (Storage Volume Creation)	Conditional	Experimental. Conditional requirement: Required if the Experimental Indication Profile is supported and the SNIA_IndicationConfigurationCapabilities.SupportedFeatures='3' (Predefined Filters). This is the 'pre-defined' CIM_IndicationFilter instance for the addition of a new StorageVolume instance.
8.8.30 CIM_IndicationFilter (Storage Volume Deletion)	Conditional	Experimental. Conditional requirement: Required if the Experimental Indication Profile is supported and the SNIA_IndicationConfigurationCapabilities.SupportedFeatures='3' (Predefined Filters). This is the 'pre-defined' CIM_IndicationFilter instance for the deletion of a StorageVolume instance.
8.8.31 CIM_IndicationFilter (Storage Volume OperationalStatus)	Conditional	Experimental. Conditional requirement: Required if the Experimental Indication Profile is supported and the SNIA_IndicationConfigurationCapabilities.SupportedFeatures='3' (Predefined Filters). This is the 'pre-defined' CIM_IndicationFilter instance for changes in the OperationalStatus of StorageVolume instances.

Table 170 - CIM Elements for CKD Block Services

Element Name	Requirement	Description
8.8.32 CIM_IndicationFilter (WQL Logical Disk OperationalStatus)	Conditional	Deprecated. Conditional requirement: Required if the Experimental Indication Profile is supported and the SNIA_IndicationConfigurationCapabilities.SupportedFeatures='3' (Predefined Filters). This is the 'pre-defined' WQL version of the CIM_IndicationFilter instance for changes in the OperationalStatus of LogicalDisk instances.
8.8.33 CIM_IndicationFilter (WQL Storage Volume OperationalStatus)	Conditional	Deprecated. Conditional requirement: Required if the Experimental Indication Profile is supported and the SNIA_IndicationConfigurationCapabilities.SupportedFeatures='3' (Predefined Filters). This is the 'pre-defined' WQL version of the CIM_IndicationFilter instance for changes in the OperationalStatus of StorageVolume instances.
8.8.34 CIM_LogicalDisk	Conditional	Conditional requirement: Referenced from Volume Management - LogicalDisk is mandatory. A LogicalDisk is allocated from a concrete StoragePool. This is required if the parent profile supports LogicalDisks.
8.8.35 CIM_MemberOfCollection (Block Services Filter Collection to FilterCollection)	Conditional	Experimental. Conditional requirement: Required if the Experimental Indication Profile is supported and the SNIA_IndicationConfigurationCapabilities.SupportedFeatures='5' (Predefined Filter Collections). This associates the Block Services predefined FilterCollection to the FilterCollection for the autonomous profile (e.g., the Array FilterCollection).
8.8.36 CIM_MemberOfCollection (Block Services ProfileSpecificLifecycleIndicationFilterCollection to Block Services Filters)	Optional	Experimental. This associates the Block Services ProfileSpecificLifecycleIndicationFilterCollection to the Filters defined by the Block Services Profile.
8.8.37 CIM_MemberOfCollection (Predefined Filter Collection to Block Services Filters)	Conditional	Experimental. Conditional requirement: Required if the Experimental Indication Profile is supported and the SNIA_IndicationConfigurationCapabilities.SupportedFeatures='5' (Predefined Filter Collections). This associates the Block Services predefined FilterCollection to the predefined Filters supported by the implementation.
8.8.38 CIM_OwningJobElement	Conditional	Conditional requirement: Support for Job Control profile.
8.8.39 CIM_StorageConfigurationCapabilities (Concrete)	Conditional	Conditional requirement: Support for the Storage Relocation profile.
8.8.40 CIM_StorageConfigurationCapabilities (Global)	Conditional	Conditional requirement: Support for StorageConfigurationService.
8.8.41 CIM_StorageConfigurationCapabilities (Primordial)	Conditional	Conditional requirement: Support for the Storage Relocation profile.
8.8.42 CIM_StorageConfigurationService	Optional	
8.8.43 CIM_StoragePool (Concrete)	Mandatory	The concrete StoragePool. A concrete StoragePool shall be allocated from another StoragePool. It shall be used for allocating StorageVolumes and LogicalDisks as well as other concrete StoragePools.
8.8.44 CIM_StoragePool (Empty)	Optional	An empty StoragePool is a special case of a StoragePool (Concrete or Primordial) where the StoragePool contains no capacity.
8.8.45 CIM_StoragePool (Primordial)	Mandatory	The primordial StoragePool. It is created by the provider and cannot be deleted or modified. It cannot be used to allocate any storage element other than concrete StoragePools.

Table 170 - CIM Elements for CKD Block Services

Element Name	Requirement	Description
8.8.46 CIM_StorageSettingWithHints	Optional	
8.8.47 CIM_StorageSettingsAssociatedToCapabilities	Optional	This class associates the StorageCapabilities with the preset setting. Any StorageSetting instance associated with this association shall work, unmodified, to create a storage element. The preset settings should not change overtime and represent possible settings for storage elements are set of design time rather than runtime. All StorageSetting instances linked with this association shall have a ChangeableType of "0" ("Fixed - Not Changeable").
8.8.48 CIM_StorageSettingsGeneratedFromCapabilities	Conditional	Conditional requirement: Support for StorageConfigurationService. This class associates the StorageCapabilities with the StorageSetting generated from it via the CreateSetting method. StorageSettings instances generated in this manner, as identified with this association, may be removed from the model at any time by the implementation if the ChangeableType of the associated setting is set to "2" ("Changeable - Transient"). All StorageSettings associated with this class shall be changeable, ChangeableType is "2" or "3". Some implementations may permit the modification of the ChangeableType property itself on StorageSetting instances associated via this class. Provided this is allowed, a client may change the ChangeableType to "3" ("Changeable - Persistent") to have this setting retained either after generation of the instance or after its modification by the client. The DefaultSetting property of the StorageSetting instances linked with this association is meaningless.
8.8.49 CIM_SystemDevice (System to StorageVolume or LogicalDisk)	Mandatory	Associates top level system from Array, Virtualizer, ... to StorageVolume or LogicalDisk.
8.8.50 SNIA_StorageCapabilities	Mandatory	These Capabilities define the capabilities provided by a CIM_StoragePool. This includes the capability to support SCSI and/or CKD storage.
8.8.51 SNIA_StorageSetting	Mandatory	The SNIA_StorageSettings define the settings for a given StorageVolume (or LogicalDisk). This includes the Setting for whether or not the volume is SCSI or CKD.
8.8.52 SNIA_StorageVolume	Conditional	Conditional requirement: Referenced from either Array or Storage Virtualizer - StorageVolume is mandatory. A logical unit representing a virtual disk. A StorageVolume is allocated from a concrete StoragePool. The StorageVolume is enhanced for CKD.
SELECT * FROM CIM_InstCreation WHERE SourceInstance ISA CIM_StoragePool	Mandatory	Creation/Deletion of StoragePool. See section <i>Storage Management Technical Specification, Part 4 Block Devices, 1.6.1 Rev 6 5.8.26 CIM_IndicationFilter (Storage Pool Creation)</i> .
SELECT * FROM CIM_InstDeletion WHERE SourceInstance ISA CIM_StoragePool	Mandatory	Deletion of StoragePool. See section <i>Storage Management Technical Specification, Part 4 Block Devices, 1.6.1 Rev 6 5.8.27 CIM_IndicationFilter (Storage Pool Deletion)</i> .

Table 170 - CIM Elements for CKD Block Services

Element Name	Requirement	Description
SELECT * FROM CIM_InstCreation WHERE SourceInstance ISA CIM_StorageVolume	Conditional	Conditional requirement: Referenced from Array - StorageVolume is mandatory or Referenced from Storage Virtualizer - StorageVolume is mandatory or Referenced from Host Hardware RAID Controller - StorageVolume is mandatory. Creation of StorageVolume, if the StorageVolume storage element is implemented. See section <i>Storage Management Technical Specification, Part 4 Block Devices, 1.6.1 Rev 6 5.8.29</i> CIM_IndicationFilter (Storage Volume Creation).
SELECT * FROM CIM_InstDeletion WHERE SourceInstance ISA CIM_StorageVolume	Conditional	Conditional requirement: Referenced from Array - StorageVolume is mandatory or Referenced from Storage Virtualizer - StorageVolume is mandatory or Referenced from Host Hardware RAID Controller - StorageVolume is mandatory. Deletion of StorageVolume, if the StorageVolume storage element is implemented. See section <i>Storage Management Technical Specification, Part 4 Block Devices, 1.6.1 Rev 6 5.8.30</i> CIM_IndicationFilter (Storage Volume Deletion).
SELECT * FROM CIM_InstModification WHERE SourceInstance ISA CIM_StorageVolume AND SourceInstance.OperationalStatus <> PreviousInstance.OperationalStatus	Conditional	Conditional requirement: Referenced from Array - StorageVolume is mandatory or Referenced from Storage Virtualizer - StorageVolume is mandatory or Referenced from Host Hardware RAID Controller - StorageVolume is mandatory. Deprecated WQL -Change of status of a Storage Volume, if Storage Volume is implemented. See section <i>Storage Management Technical Specification, Part 4 Block Devices, 1.6.1 Rev 6 5.8.33</i> CIM_IndicationFilter (WQL Storage Volume OperationalStatus).
SELECT * FROM CIM_InstModification WHERE SourceInstance ISA CIM_StorageVolume AND SourceInstance.CIM_StorageVolume::OperationalStatus <> PreviousInstance.CIM_StorageVolume::OperationalStatus	Conditional	Conditional requirement: Referenced from Array - StorageVolume is mandatory or Referenced from Storage Virtualizer - StorageVolume is mandatory or Referenced from Host Hardware RAID Controller - StorageVolume is mandatory. CQL -Change of status of a Storage Volume, if Storage Volume is implemented. See section <i>Storage Management Technical Specification, Part 4 Block Devices, 1.6.1 Rev 6 5.8.31</i> CIM_IndicationFilter (Storage Volume OperationalStatus).
SELECT * FROM CIM_InstCreation WHERE SourceInstance ISA CIM_LogicalDisk	Conditional	Conditional requirement: Referenced from Volume Management - LogicalDisk is mandatory. Creation of LogicalDisk, if the LogicalDisk storage element is implemented. See section <i>Storage Management Technical Specification, Part 4 Block Devices, 1.6.1 Rev 6 5.8.23</i> CIM_IndicationFilter (Logical Disk Creation).
SELECT * FROM CIM_InstDeletion WHERE SourceInstance ISA CIM_LogicalDisk	Conditional	Conditional requirement: Referenced from Volume Management - LogicalDisk is mandatory. Deletion of LogicalDisk, if the LogicalDisk storage element is implemented. See section <i>Storage Management Technical Specification, Part 4 Block Devices, 1.6.1 Rev 6 5.8.24</i> CIM_IndicationFilter (Logical Disk Deletion).
SELECT * FROM CIM_InstModification WHERE SourceInstance ISA CIM_LogicalDisk AND SourceInstance.OperationalStatus <> PreviousInstance.OperationalStatus	Conditional	Conditional requirement: Referenced from Volume Management - LogicalDisk is mandatory. Deprecated WQL -Change of status of LogicalDisk, if LogicalDisk is implemented. See section <i>Storage Management Technical Specification, Part 4 Block Devices, 1.6.1 Rev 6 5.8.32</i> CIM_IndicationFilter (WQL Logical Disk OperationalStatus).

Table 170 - CIM Elements for CKD Block Services

Element Name	Requirement	Description
SELECT * FROM CIM_InstModification WHERE SourceInstance ISA CIM_LogicalDisk AND SourceInstance.CIM_LogicalDisk::OperationalStatus <> PreviousInstance.CIM_LogicalDisk::OperationalStatus	Conditional	Conditional requirement: Referenced from Volume Management - LogicalDisk is mandatory. CQL -Change of status of LogicalDisk, if LogicalDisk is implemented. See section <i>Storage Management Technical Specification, Part 4 Block Devices, 1.6.1 Rev 6 5.8.25</i> CIM_IndicationFilter (Logical Disk OperationalStatus).
SELECT * FROM CIM_InstModification WHERE SourceInstance ISA CIM_StoragePool AND SourceInstance.CIM_StoragePool::TotalManagedSpace <> PreviousInstance.CIM_StoragePool::TotalManagedSpace	Mandatory	CQL -Change of TotalManagedSpace. See section <i>Storage Management Technical Specification, Part 4 Block Devices, 1.6.1 Rev 6 5.8.28</i> CIM_IndicationFilter (Storage Pool TotalManagedSpace).

8.8.1 CIM_AllocatedFromStoragePool (Pool from Pool)

Created By: Static
 Modified By: Static
 Deleted By: Static
 Requirement: Mandatory

Table 171 describes class CIM_AllocatedFromStoragePool (Pool from Pool).

Table 171 - SMI Referenced Properties/Methods for CIM_AllocatedFromStoragePool (Pool from Pool)

Properties	Flags	Requirement	Description & Notes
SpaceConsumed		Mandatory	
Antecedent		Mandatory	Antecedent references the parent pool from which the dependent pool is allocated.
Dependent		Mandatory	

8.8.2 CIM_AllocatedFromStoragePool (Volume or LogicalDisk from Pool)

Created By: Static
 Modified By: Static
 Deleted By: Static
 Requirement: Referenced from Array - StorageVolume is mandatory or Referenced from Storage Virtualizer - StorageVolume is mandatory or Referenced from Host Hardware RAID Controller - StorageVolume is mandatory.

Table 172 describes class CIM_AllocatedFromStoragePool (Volume or LogicalDisk from Pool).

Table 172 - SMI Referenced Properties/Methods for CIM_AllocatedFromStoragePool (Volume or LogicalDisk from Pool)

Properties	Flags	Requirement	Description & Notes
SpaceConsumed		Mandatory	

Table 172 - SMI Referenced Properties/Methods for CIM_AllocatedFromStoragePool (Volume or LogicalDisk from Pool)

Properties	Flags	Requirement	Description & Notes
Antecedent		Mandatory	
Dependent		Mandatory	

8.8.3 CIM_ElementCapabilities (EnabledLogicalElementCapabilities to StorageVolume or LogicalDisk)

Created By: Static

Modified By: Static

Deleted By: Static

Requirement: Optional

Table 173 describes class CIM_ElementCapabilities (EnabledLogicalElementCapabilities to StorageVolume or LogicalDisk).

Table 173 - SMI Referenced Properties/Methods for CIM_ElementCapabilities (EnabledLogicalElementCapabilities to StorageVolume or LogicalDisk)

Properties	Flags	Requirement	Description & Notes
Capabilities		Mandatory	The capabilities object associated with the element.
ManagedElement		Mandatory	A Storage Volume or Logical Disk.

8.8.4 CIM_ElementCapabilities (EnabledLogicalElementCapabilities to StoragePool)

Created By: Static

Modified By: Static

Deleted By: Static

Requirement: Optional

Table 174 describes class CIM_ElementCapabilities (EnabledLogicalElementCapabilities to StoragePool).

Table 174 - SMI Referenced Properties/Methods for CIM_ElementCapabilities (EnabledLogicalElementCapabilities to StoragePool)

Properties	Flags	Requirement	Description & Notes
Capabilities		Mandatory	The capabilities object (CIM_EnabledLogicalElementCapabilities) with an ElementName of "StoragePool Enabled Capabilities" that is associated with a storage pool.
ManagedElement		Mandatory	A reference to an instance of a StoragePool.

8.8.5 CIM_ElementCapabilities (ImplementationCapabilities to System)

Experimental. Associates the conformant Array ComputerSystem to the CIM_ImplementationCapabilities supported by the implementation.

Created By: Static

Modified By: Static
 Deleted By: Static
 Requirement: Optional

Table 175 describes class CIM_ElementCapabilities (ImplementationCapabilities to System).

Table 175 - SMI Referenced Properties/Methods for CIM_ElementCapabilities (ImplementationCapabilities to System)

Properties	Flags	Requirement	Description & Notes
Capabilities		Mandatory	The ImplementationCapabilities.
ManagedElement		Mandatory	The conformant Array ComputerSystem that has ImplementationCapabilities.

8.8.6 CIM_ElementCapabilities (StorageCapabilities to StorageConfigurationService)

Created By: Static
 Modified By: Static
 Deleted By: Static
 Requirement: Optional

Table 176 describes class CIM_ElementCapabilities (StorageCapabilities to StorageConfigurationService).

Table 176 - SMI Referenced Properties/Methods for CIM_ElementCapabilities (StorageCapabilities to StorageConfigurationService)

Properties	Flags	Requirement	Description & Notes
Capabilities		Mandatory	The capabilities object associated with the element.
ManagedElement		Mandatory	The managed element.

8.8.7 CIM_ElementCapabilities (StorageCapabilities to StoragePool)

Created By: Static
 Modified By: Static
 Deleted By: Static
 Requirement: Mandatory

Table 177 describes class CIM_ElementCapabilities (StorageCapabilities to StoragePool).

Table 177 - SMI Referenced Properties/Methods for CIM_ElementCapabilities (StorageCapabilities to StoragePool)

Properties	Flags	Requirement	Description & Notes
Capabilities		Mandatory	The capabilities object associated with the element.
ManagedElement		Mandatory	The managed element.

8.8.8 CIM_ElementCapabilities (StorageConfigurationCapabilities to StorageConfigurationService)

Created By: Static
 Modified By: Static
 Deleted By: Static
 Requirement: Mandatory

Table 178 describes class CIM_ElementCapabilities (StorageConfigurationCapabilities to StorageConfigurationService).

Table 178 - SMI Referenced Properties/Methods for CIM_ElementCapabilities (StorageConfigurationCapabilities to StorageConfigurationService)

Properties	Flags	Requirement	Description & Notes
Capabilities		Mandatory	The capabilities object associated with the element.
ManagedElement		Mandatory	The managed element.

8.8.9 CIM_ElementCapabilities (StorageConfigurationCapabilities to concrete StoragePool)

Created By: Static
 Modified By: Static
 Deleted By: Static
 Requirement: Optional

Table 179 describes class CIM_ElementCapabilities (StorageConfigurationCapabilities to concrete StoragePool).

Table 179 - SMI Referenced Properties/Methods for CIM_ElementCapabilities (StorageConfigurationCapabilities to concrete StoragePool)

Properties	Flags	Requirement	Description & Notes
Capabilities		Mandatory	The capabilities object associated with the element.
ManagedElement		Mandatory	The managed element.

8.8.10 CIM_ElementCapabilities (StorageConfigurationCapabilities to primordial StoragePool)

Created By: Static
 Modified By: Static
 Deleted By: Static
 Requirement: Optional

Table 180 describes class CIM_ElementCapabilities (StorageConfigurationCapabilities to primordial StoragePool).

Table 180 - SMI Referenced Properties/Methods for CIM_ElementCapabilities (StorageConfigurationCapabilities to primordial StoragePool)

Properties	Flags	Requirement	Description & Notes
Capabilities		Mandatory	The capabilities object associated with the element.
ManagedElement		Mandatory	The managed element.

8.8.11 CIM_ElementCapabilities (Used to declare the naming capabilities of the StoragePool)

Deprecated. Associates EnabledLogicalElementCapabilities with StorageConfigurationService. This is for identifying the capability to provide an element name for storage pools.

Created By: Static

Modified By: Static

Deleted By: Static

Requirement: Optional

Table 181 describes class CIM_ElementCapabilities (Used to declare the naming capabilities of the StoragePool).

Table 181 - SMI Referenced Properties/Methods for CIM_ElementCapabilities (Used to declare the naming capabilities of the StoragePool)

Properties	Flags	Requirement	Description & Notes
Capabilities		Mandatory	The capabilities object (CIM_EnabledLogicalElementCapabilities) with an ElementName of "StoragePool Enabled Capabilities" that is associated with an instance of StorageConfigurationService.
ManagedElement		Mandatory	A reference to an instance of CIM_StorageConfigurationService.

8.8.12 CIM_ElementCapabilities (Used to declare the naming capabilities of the StorageVolume or LogicalDisk)

Associates EnabledLogicalElementCapabilities with StorageConfigurationService. This is for identifying the capability to provide an element name for storage volumes or logical disks.

Created By: Static

Modified By: Static

Deleted By: Static

Requirement: Optional

Table 182 describes class CIM_ElementCapabilities (Used to declare the naming capabilities of the StorageVolume or LogicalDisk).

Table 182 - SMI Referenced Properties/Methods for CIM_ElementCapabilities (Used to declare the naming capabilities of the StorageVolume or LogicalDisk)

Properties	Flags	Requirement	Description & Notes
Capabilities		Mandatory	The capabilities object (CIM_EnabledLogicalElementCapabilities) with an ElementName of "StorageVolume Enabled Capabilities" or "LogicalDisk Enabled Capabilities" that is associated with an instance of StorageConfigurationService.
ManagedElement		Mandatory	A reference to an instance of CIM_StorageConfigurationService.

8.8.13 CIM_ElementSettingData

Created By: Static

Modified By: Static

Deleted By: Static

Requirement: Mandatory

Table 183 describes class CIM_ElementSettingData.

Table 183 - SMI Referenced Properties/Methods for CIM_ElementSettingData

Properties	Flags	Requirement	Description & Notes
IsDefault		Mandatory	An enumerated integer indicating that the referenced setting is a default setting for the element, or that this information is unknown. Value shall be 0,1 or 2 (Unknown or Is Default or Is Not Default).
IsCurrent		Mandatory	An enumerated integer indicating that the referenced setting is currently being used in the operation of the element, or that this information is unknown. Value shall be 0,1 or 2 (Unknown or Is Default or Is Not Default).
ManagedElement		Mandatory	StorageVolume or LogicalDisk.
SettingData		Mandatory	The StorageSetting or StorageSettingWithHints that is associated with the Storage Volume or Logical Disk.

8.8.14 CIM_EnabledLogicalElementCapabilities (For StorageConfigurationService)

Deprecated.

Created By: Static

Modified By: Static

Deleted By: Static

Requirement: Optional

Table 184 describes class CIM_EnabledLogicalElementCapabilities (For StorageConfigurationService).

Table 184 - SMI Referenced Properties/Methods for CIM_EnabledLogicalElementCapabilities (For Storage-ConfigurationService)

Properties	Flags	Requirement	Description & Notes
InstanceID		Mandatory	
ElementName		Mandatory	For this usage of the capabilities this should include one of the following three values: StoragePool Enabled Capabilities StorageVolume Enabled Capabilities LogicalDisk Enabled Capabilities.
ElementNameEditSupported		Mandatory	Denotes whether a storage element can be named.
MaxElementNameLen		Mandatory	Specifies the maximum length in glyphs (letters) for the name. See MOF for details.
ElementNameMask		Mandatory	The regular expression that specifies the possible content and format for the element name. See MOF for details.
RequestedStatesSupported		Optional	Expresses the states to which this element may be changed using the RequestStateChange method. If this property, it may be assumed that the state may not be changed.

8.8.15 CIM_EnabledLogicalElementCapabilities (For StoragePool)

Created By: Static

Modified By: Static

Deleted By: Static

Requirement: Optional

Table 185 describes class CIM_EnabledLogicalElementCapabilities (For StoragePool).

Table 185 - SMI Referenced Properties/Methods for CIM_EnabledLogicalElementCapabilities (For Storage-Pool)

Properties	Flags	Requirement	Description & Notes
InstanceID		Mandatory	
ElementName		Mandatory	For this usage of the capabilities this should be 'StoragePool Enabled Capabilities'.
ElementNameEditSupported		Mandatory	Denotes whether a storage element can be named.
MaxElementNameLen		Mandatory	Specifies the maximum length in glyphs (letters) for the name. See MOF for details.
ElementNameMask		Mandatory	The regular expression that specifies the possible content and format for the element name. See MOF for details.
RequestedStatesSupported		Optional	Expresses the states to which this element may be changed using the RequestStateChange method. If this property, it may be assumed that the state may not be changed.

8.8.16 CIM_FilterCollection (Block Services Predefined FilterCollection)

Experimental. This is a collection of predefined IndicationFilters to which a client may subscribe. A Block Services implementation shall indicate support for predefined FilterCollections by the SNIA_IndicationConfigurationCapabilities.FeaturesSupported = '5' (Predefined Filter Collections).

Requirement: Required if the Experimental Indication Profile is supported and the SNIA_IndicationConfigurationCapabilities.SupportedFeatures='5' (Predefined Filter Collections).

Table 186 describes class CIM_FilterCollection (Block Services Predefined FilterCollection).

Table 186 - SMI Referenced Properties/Methods for CIM_FilterCollection (Block Services Predefined FilterCollection)

Properties	Flags	Requirement	Description & Notes
InstanceID		Mandatory	Shall specify the unique identifier for an instance of this class within the Implementation namespace.
CollectionName		Mandatory	The value of CollectionName shall be 'SNIA:Block Services:Predefined'.

8.8.17 CIM_FilterCollection (Block Services ProfileSpecificLifecycleIndicationFilterCollection)

Experimental. This is a collection of Lifecycle IndicationFilters defined by the Block Services Profile.

Requirement: Optional

Table 187 describes class CIM_FilterCollection (Block Services ProfileSpecificLifecycleIndicationFilterCollection).

Table 187 - SMI Referenced Properties/Methods for CIM_FilterCollection (Block Services ProfileSpecificLifecycleIndicationFilterCollection)

Properties	Flags	Requirement	Description & Notes
InstanceID		Mandatory	See the InstanceID definition in section <i>Storage Management Technical Specification, Part 3 Common Profiles, 1.6.1 Rev 6</i> 50.6.13 CIM_FilterCollection (StaticFilterCollection).
CollectionName		Mandatory	The value of CollectionName shall be 'SNIA:Block Services:ProfileSpecificLifecycleIndicationFilterCollection'.

8.8.18 CIM_HostedCollection (Block Services to ProfileSpecificLifecycleIndicationFilterCollection)

Experimental.

Requirement: Optional

Table 188 describes class CIM_HostedCollection (Block Services to ProfileSpecificLifecycleIndicationFilterCollection).

Table 188 - SMI Referenced Properties/Methods for CIM_HostedCollection (Block Services to Profile-SpecificLifecycleIndicationFilterCollection)

Properties	Flags	Requirement	Description & Notes
Dependent		Mandatory	Reference to the ProfileSpecificLifecycleIndicationFilterCollection for the Block Services Profile.
Antecedent		Mandatory	Reference to the 'Top level' System.

8.8.19 CIM_HostedCollection (System to predefined IndicationFilters)

Experimental.

Requirement: Required if the Experimental Indication Profile is supported and the SNIA_IndicationConfigurationCapabilities.SupportedFeatures='5' (Predefined Filter Collections).

Table 189 describes class CIM_HostedCollection (System to predefined IndicationFilters).

Table 189 - SMI Referenced Properties/Methods for CIM_HostedCollection (System to predefined IndicationFilters)

Properties	Flags	Requirement	Description & Notes
Dependent		Mandatory	Reference to the predefined FilterCollection for Block Services.
Antecedent		Mandatory	Reference to the System of the referencing profile.

8.8.20 CIM_HostedService

Created By: Static

Modified By: Static

Deleted By: Static

Requirement: Support for StorageConfigurationService.

Table 190 describes class CIM_HostedService.

Table 190 - SMI Referenced Properties/Methods for CIM_HostedService

Properties	Flags	Requirement	Description & Notes
Antecedent		Mandatory	The hosting computer system.
Dependent		Mandatory	The storage configuration service hosted on the computer system.

8.8.21 CIM_HostedStoragePool

Requirement: Mandatory

Table 191 describes class CIM_HostedStoragePool.

Table 191 - SMI Referenced Properties/Methods for CIM_HostedStoragePool

Properties	Flags	Requirement	Description & Notes
GroupComponent		Mandatory	The reference to the hosting computer system.
PartComponent		Mandatory	The reference to the hosted storage pool.

8.8.22 CIM_ImplementationCapabilities (ImplementationCapabilities)

Experimental. The capabilities (features) of the profile implementation.

Created By: Static

Modified By: Static

Deleted By: Static

Requirement: Optional

Table 192 describes class CIM_ImplementationCapabilities (ImplementationCapabilities).

Table 192 - SMI Referenced Properties/Methods for CIM_ImplementationCapabilities (ImplementationCapabilities)

Properties	Flags	Requirement	Description & Notes
InstanceID		Mandatory	An opaque, unique id for the implementation capability of an implementation.
ElementName		Optional	A provider supplied user-friendly name for this CIM_ImplementationCapabilities element.
SupportedElementNameCodeSet		Optional	This property indicates the supported code set for the ElementName -- for example, "Single Byte ASCII", "UTF-8", "ISO 8859-1", etc. See MOF for details.

8.8.23 CIM_IndicationFilter (Logical Disk Creation)

Experimental. This is the 'pre-defined' CIM_IndicationFilter instance for the addition of a new LogicalDisk instance. This would typically occur as a result of an invocation of CreateOrModifyElementFromStoragePool method.

Created By: Static

Modified By: Static

Deleted By: Static

Requirement: Required if the Experimental Indication Profile is supported and the SNIA_IndicationConfigurationCapabilities.SupportedFeatures='3' (Predefined Filters).

Table 193 describes class CIM_IndicationFilter (Logical Disk Creation).

Table 193 - SMI Referenced Properties/Methods for CIM_IndicationFilter (Logical Disk Creation)

Properties	Flags	Requirement	Description & Notes
SystemCreationClassName		Mandatory	See the SystemCreationClassName definition in section <i>Storage Management Technical Specification, Part 3 Common Profiles, 1.6.1 Rev 6 50.6.25</i> CIM_IndicationFilter (StaticIndicationFilter).
CreationClassName		Mandatory	See the CreationClassName definition in section <i>Storage Management Technical Specification, Part 3 Common Profiles, 1.6.1 Rev 6 50.6.25</i> CIM_IndicationFilter (StaticIndicationFilter).
SystemName		Mandatory	See the SystemName definition in section <i>Storage Management Technical Specification, Part 3 Common Profiles, 1.6.1 Rev 6 50.6.25</i> CIM_IndicationFilter (StaticIndicationFilter).
Name		Mandatory	This shall be 'SNIA:Block Services:LogicalDiskCreation'.
SourceNamespace	N	Optional	Deprecated. See the SourceNamespace definition in section <i>Storage Management Technical Specification, Part 3 Common Profiles, 1.6.1 Rev 6 50.6.28</i> CIM_IndicationFilter (pre-defined).
SourceNamespaces	N	Mandatory	Experimental. See the SourceNamespaces definition in section <i>Storage Management Technical Specification, Part 3 Common Profiles, 1.6.1 Rev 6 50.6.25</i> CIM_IndicationFilter (StaticIndicationFilter).
Query		Mandatory	SELECT * FROM CIM_InstCreation WHERE SourceInstance ISA CIM_LogicalDisk.
QueryLanguage		Mandatory	This should be 'DMTF:CQL' for CQL queries, but may be 'WQL' or 'SMI-S V1.0'. WQL and SMI-S V1.0 are deprecated in favor of 'DMTF:CQL'.
ElementName	N	Optional	See the ElementName definition in section <i>Storage Management Technical Specification, Part 3 Common Profiles, 1.6.1 Rev 6 50.6.28</i> CIM_IndicationFilter (pre-defined).

8.8.24 CIM_IndicationFilter (Logical Disk Deletion)

Experimental. This is the 'pre-defined' CIM_IndicationFilter instance for the deletion of a LogicalDisk instance. This would typically occur as a result of an invocation of ReturnToStoragePool method.

Created By: Static

Modified By: Static

Deleted By: Static

Requirement: Required if the Experimental Indication Profile is supported and the SNIA_IndicationConfigurationCapabilities.SupportedFeatures='3' (Predefined Filters).

Table 194 describes class CIM_IndicationFilter (Logical Disk Deletion).

Table 194 - SMI Referenced Properties/Methods for CIM_IndicationFilter (Logical Disk Deletion)

Properties	Flags	Requirement	Description & Notes
SystemCreationClassName		Mandatory	See the SystemCreationClassName definition in section <i>Storage Management Technical Specification, Part 3 Common Profiles, 1.6.1 Rev 6 50.6.25</i> CIM_IndicationFilter (StaticIndicationFilter).
CreationClassName		Mandatory	See the CreationClassName definition in section <i>Storage Management Technical Specification, Part 3 Common Profiles, 1.6.1 Rev 6 50.6.25</i> CIM_IndicationFilter (StaticIndicationFilter).

Table 194 - SMI Referenced Properties/Methods for CIM_IndicationFilter (Logical Disk Deletion)

Properties	Flags	Requirement	Description & Notes
SystemName		Mandatory	See the SystemName definition in section <i>Storage Management Technical Specification, Part 3 Common Profiles, 1.6.1 Rev 6 50.6.25</i> CIM_IndicationFilter (StaticIndicationFilter).
Name		Mandatory	This shall be 'SNIA:Block Services:LogicalDiskDeletion'.
SourceNamespace	N	Optional	Deprecated. See the SourceNamespace definition in section <i>Storage Management Technical Specification, Part 3 Common Profiles, 1.6.1 Rev 6 50.6.28</i> CIM_IndicationFilter (pre-defined).
SourceNamespaces	N	Mandatory	Experimental. See the SourceNamespaces definition in section <i>Storage Management Technical Specification, Part 3 Common Profiles, 1.6.1 Rev 6 50.6.25</i> CIM_IndicationFilter (StaticIndicationFilter).
Query		Mandatory	SELECT * FROM CIM_InstDeletion WHERE SourceInstance ISA CIM_LogicalDisk.
QueryLanguage		Mandatory	This should be 'DMTF:CQL' for CQL queries, but may be 'WQL' or 'SMI-S V1.0'. WQL and SMI-S V1.0 are deprecated in favor of 'DMTF:CQL'.
ElementName	N	Optional	See the ElementName definition in section <i>Storage Management Technical Specification, Part 3 Common Profiles, 1.6.1 Rev 6 50.6.28</i> CIM_IndicationFilter (pre-defined).

8.8.25 CIM_IndicationFilter (Logical Disk OperationalStatus)

Experimental. This is the 'pre-defined' CIM_IndicationFilter instance for changes in the OperationalStatus of LogicalDisk instances.

Created By: Static

Modified By: Static

Deleted By: Static

Requirement: Required if the Experimental Indication Profile is supported and the SNIA_IndicationConfigurationCapabilities.SupportedFeatures='3' (Predefined Filters).

Table 195 describes class CIM_IndicationFilter (Logical Disk OperationalStatus).

Table 195 - SMI Referenced Properties/Methods for CIM_IndicationFilter (Logical Disk OperationalStatus)

Properties	Flags	Requirement	Description & Notes
SystemCreationClassName		Mandatory	See the SystemCreationClassName definition in section <i>Storage Management Technical Specification, Part 3 Common Profiles, 1.6.1 Rev 6 50.6.25</i> CIM_IndicationFilter (StaticIndicationFilter).
CreationClassName		Mandatory	See the CreationClassName definition in section <i>Storage Management Technical Specification, Part 3 Common Profiles, 1.6.1 Rev 6 50.6.25</i> CIM_IndicationFilter (StaticIndicationFilter).
SystemName		Mandatory	See the SystemName definition in section <i>Storage Management Technical Specification, Part 3 Common Profiles, 1.6.1 Rev 6 50.6.25</i> CIM_IndicationFilter (StaticIndicationFilter).
Name		Mandatory	This shall be 'SNIA:Block Services:LogicalDiskOperationalStatus'.
SourceNamespace	N	Optional	Deprecated. See the SourceNamespace definition in section <i>Storage Management Technical Specification, Part 3 Common Profiles, 1.6.1 Rev 6 50.6.28</i> CIM_IndicationFilter (pre-defined).

Table 195 - SMI Referenced Properties/Methods for CIM_IndicationFilter (Logical Disk OperationalStatus)

Properties	Flags	Requirement	Description & Notes
SourceNamespaces	N	Mandatory	Experimental. See the SourceNamespaces definition in section <i>Storage Management Technical Specification, Part 3 Common Profiles, 1.6.1 Rev 6 50.6.25</i> CIM_IndicationFilter (StaticIndicationFilter).
Query		Mandatory	SELECT * FROM CIM_InstModification WHERE SourceInstance ISA CIM_LogicalDisk AND SourceInstance.CIM_LogicalDisk::OperationalStatus <> PreviousInstance.CIM_LogicalDisk::OperationalStatus.
QueryLanguage		Mandatory	This shall be 'DMTF:CQL'.
ElementName	N	Optional	See the ElementName definition in section <i>Storage Management Technical Specification, Part 3 Common Profiles, 1.6.1 Rev 6 50.6.28</i> CIM_IndicationFilter (pre-defined).

8.8.26 CIM_IndicationFilter (Storage Pool Creation)

Experimental. This is the 'pre-defined' CIM_IndicationFilter instance for the addition of a new StoragePool instance. This would typically occur as a result of an invocation of CreateOrModifyStoragePool method.

Created By: Static

Modified By: Static

Deleted By: Static

Requirement: Required if the Experimental Indication Profile is supported and the SNIA_IndicationConfigurationCapabilities.SupportedFeatures='3' (Predefined Filters).

Table 196 describes class CIM_IndicationFilter (Storage Pool Creation).

Table 196 - SMI Referenced Properties/Methods for CIM_IndicationFilter (Storage Pool Creation)

Properties	Flags	Requirement	Description & Notes
SystemCreationClassName		Mandatory	See the SystemCreationClassName definition in section <i>Storage Management Technical Specification, Part 3 Common Profiles, 1.6.1 Rev 6 50.6.25</i> CIM_IndicationFilter (StaticIndicationFilter).
CreationClassName		Mandatory	See the CreationClassName definition in section <i>Storage Management Technical Specification, Part 3 Common Profiles, 1.6.1 Rev 6 50.6.25</i> CIM_IndicationFilter (StaticIndicationFilter).
SystemName		Mandatory	See the SystemName definition in section <i>Storage Management Technical Specification, Part 3 Common Profiles, 1.6.1 Rev 6 50.6.25</i> CIM_IndicationFilter (StaticIndicationFilter).
Name		Mandatory	This shall be 'SNIA:Block Services:StoragePoolCreation'.
SourceNamespace	N	Optional	Deprecated. See the SourceNamespace definition in section <i>Storage Management Technical Specification, Part 3 Common Profiles, 1.6.1 Rev 6 50.6.28</i> CIM_IndicationFilter (pre-defined).
SourceNamespaces	N	Mandatory	Experimental. See the SourceNamespaces definition in section <i>Storage Management Technical Specification, Part 3 Common Profiles, 1.6.1 Rev 6 50.6.25</i> CIM_IndicationFilter (StaticIndicationFilter).
Query		Mandatory	SELECT * FROM CIM_InstCreation WHERE SourceInstance ISA CIM_StoragePool.

Table 196 - SMI Referenced Properties/Methods for CIM_IndicationFilter (Storage Pool Creation)

Properties	Flags	Requirement	Description & Notes
QueryLanguage		Mandatory	This should be 'DMTF:CQL' for CQL queries, but may be 'WQL' or 'SMI-S V1.0'. WQL and SMI-S V1.0 are deprecated in favor of 'DMTF:CQL'.
ElementName	N	Optional	See the ElementName definition in section <i>Storage Management Technical Specification, Part 3 Common Profiles, 1.6.1 Rev 6 50.6.28</i> CIM_IndicationFilter (pre-defined).

8.8.27 CIM_IndicationFilter (Storage Pool Deletion)

Experimental. This is the 'pre-defined' CIM_IndicationFilter instance for the deletion of a StoragePool instance. This would typically occur as a result of an invocation of DeleteStoragePool method.

Created By: Static

Modified By: Static

Deleted By: Static

Requirement: Required if the Experimental Indication Profile is supported and the SNIA_IndicationConfigurationCapabilities.SupportedFeatures='3' (Predefined Filters).

Table 197 describes class CIM_IndicationFilter (Storage Pool Deletion).

Table 197 - SMI Referenced Properties/Methods for CIM_IndicationFilter (Storage Pool Deletion)

Properties	Flags	Requirement	Description & Notes
SystemCreationClassName		Mandatory	See the SystemCreationClassName definition in section <i>Storage Management Technical Specification, Part 3 Common Profiles, 1.6.1 Rev 6 50.6.25</i> CIM_IndicationFilter (StaticIndicationFilter).
CreationClassName		Mandatory	See the CreationClassName definition in section <i>Storage Management Technical Specification, Part 3 Common Profiles, 1.6.1 Rev 6 50.6.25</i> CIM_IndicationFilter (StaticIndicationFilter).
SystemName		Mandatory	See the SystemName definition in section <i>Storage Management Technical Specification, Part 3 Common Profiles, 1.6.1 Rev 6 50.6.25</i> CIM_IndicationFilter (StaticIndicationFilter).
Name		Mandatory	This shall be 'SNIA:Block Services:StoragePoolDeletion'.
SourceNamespace	N	Optional	Deprecated. See the SourceNamespace definition in section <i>Storage Management Technical Specification, Part 3 Common Profiles, 1.6.1 Rev 6 50.6.28</i> CIM_IndicationFilter (pre-defined).
SourceNamespaces	N	Mandatory	Experimental. See the SourceNamespaces definition in section <i>Storage Management Technical Specification, Part 3 Common Profiles, 1.6.1 Rev 6 50.6.25</i> CIM_IndicationFilter (StaticIndicationFilter).
Query		Mandatory	SELECT * FROM CIM_InstDeletion WHERE SourceInstance ISA CIM_StoragePool.
QueryLanguage		Mandatory	This should be 'DMTF:CQL' for CQL queries, but may be 'WQL' or 'SMI-S V1.0'. WQL and SMI-S V1.0 are deprecated in favor of 'DMTF:CQL'.
ElementName	N	Optional	See the ElementName definition in section <i>Storage Management Technical Specification, Part 3 Common Profiles, 1.6.1 Rev 6 50.6.28</i> CIM_IndicationFilter (pre-defined).

8.8.28 CIM_IndicationFilter (Storage Pool TotalManagedSpace)

Experimental. This is the 'pre-defined' CIM_IndicationFilter instance for changes in TotalManagedSpace for StoragePool instances. This would typically occur as a result of an invocation of CreateOrModifyStoragePool that expands a StoragePool.

Created By: Static

Modified By: Static

Deleted By: Static

Requirement: Required if the Experimental Indication Profile is supported and the SNIA_IndicationConfigurationCapabilities.SupportedFeatures='3' (Predefined Filters).

Table 198 describes class CIM_IndicationFilter (Storage Pool TotalManagedSpace).

Table 198 - SMI Referenced Properties/Methods for CIM_IndicationFilter (Storage Pool TotalManagedSpace)

Properties	Flags	Requirement	Description & Notes
SystemCreationClassName		Mandatory	See the SystemCreationClassName definition in section <i>Storage Management Technical Specification, Part 3 Common Profiles, 1.6.1 Rev 6 50.6.25 CIM_IndicationFilter (StaticIndicationFilter)</i> .
CreationClassName		Mandatory	See the CreationClassName definition in section <i>Storage Management Technical Specification, Part 3 Common Profiles, 1.6.1 Rev 6 50.6.25 CIM_IndicationFilter (StaticIndicationFilter)</i> .
SystemName		Mandatory	See the SystemName definition in section <i>Storage Management Technical Specification, Part 3 Common Profiles, 1.6.1 Rev 6 50.6.25 CIM_IndicationFilter (StaticIndicationFilter)</i> .
Name		Mandatory	This shall be 'SNIA:Block Services:StoragePoolTotalManagedSpace'.
SourceNamespace	N	Optional	Deprecated. See the SourceNamespace definition in section <i>Storage Management Technical Specification, Part 3 Common Profiles, 1.6.1 Rev 6 50.6.28 CIM_IndicationFilter (pre-defined)</i> .
SourceNamespaces	N	Mandatory	Experimental. See the SourceNamespaces definition in section <i>Storage Management Technical Specification, Part 3 Common Profiles, 1.6.1 Rev 6 50.6.25 CIM_IndicationFilter (StaticIndicationFilter)</i> .
Query		Mandatory	SELECT * FROM CIM_InstModification WHERE SourceInstance ISA CIM_StoragePool AND SourceInstance.CIM_StoragePool::TotalManagedSpace <> PreviousInstance.CIM_StoragePool::TotalManagedSpace.
QueryLanguage		Mandatory	This shall be 'DMTF:CQL'.
ElementName	N	Optional	See the ElementName definition in section <i>Storage Management Technical Specification, Part 3 Common Profiles, 1.6.1 Rev 6 50.6.28 CIM_IndicationFilter (pre-defined)</i> .

8.8.29 CIM_IndicationFilter (Storage Volume Creation)

Experimental. This is the 'pre-defined' CIM_IndicationFilter instance for the addition of a new StorageVolume instance. This would typically occur as a result of an invocation of CreateOrModifyElementFromStoragePool method.

Created By: Static

Modified By: Static

Deleted By: Static

Requirement: Required if the Experimental Indication Profile is supported and the SNIA_IndicationConfigurationCapabilities.SupportedFeatures='3' (Predefined Filters).

Table 199 describes class CIM_IndicationFilter (Storage Volume Creation).

Table 199 - SMI Referenced Properties/Methods for CIM_IndicationFilter (Storage Volume Creation)

Properties	Flags	Requirement	Description & Notes
SystemCreationClassName		Mandatory	See the SystemCreationClassName definition in section <i>Storage Management Technical Specification, Part 3 Common Profiles, 1.6.1 Rev 6 50.6.25</i> CIM_IndicationFilter (StaticIndicationFilter).
CreationClassName		Mandatory	See the CreationClassName definition in section <i>Storage Management Technical Specification, Part 3 Common Profiles, 1.6.1 Rev 6 50.6.25</i> CIM_IndicationFilter (StaticIndicationFilter).
SystemName		Mandatory	See the SystemName definition in section <i>Storage Management Technical Specification, Part 3 Common Profiles, 1.6.1 Rev 6 50.6.25</i> CIM_IndicationFilter (StaticIndicationFilter).
Name		Mandatory	This shall be 'SNIA:Block Services:StorageVolumeCreation'.
SourceNamespace	N	Optional	Deprecated. See the SourceNamespace definition in section <i>Storage Management Technical Specification, Part 3 Common Profiles, 1.6.1 Rev 6 50.6.28</i> CIM_IndicationFilter (pre-defined).
SourceNamespaces	N	Mandatory	Experimental. See the SourceNamespaces definition in section <i>Storage Management Technical Specification, Part 3 Common Profiles, 1.6.1 Rev 6 50.6.25</i> CIM_IndicationFilter (StaticIndicationFilter).
Query		Mandatory	SELECT * FROM CIM_InstCreation WHERE SourceInstance ISA CIM_StorageVolume.
QueryLanguage		Mandatory	This should be 'DMTF:CQL' for CQL queries, but may be 'WQL' or 'SMI-S V1.0'. WQL and SMI-S V1.0 are deprecated in favor of 'DMTF:CQL'.
ElementName	N	Optional	See the ElementName definition in section <i>Storage Management Technical Specification, Part 3 Common Profiles, 1.6.1 Rev 6 50.6.28</i> CIM_IndicationFilter (pre-defined).

8.8.30 CIM_IndicationFilter (Storage Volume Deletion)

Experimental. This is the 'pre-defined' CIM_IndicationFilter instance for the deletion of a StorageVolume instance. This would typically occur as a result of an invocation of ReturnToStoragePool method.

Created By: Static

Modified By: Static

Deleted By: Static

Requirement: Required if the Experimental Indication Profile is supported and the SNIA_IndicationConfigurationCapabilities.SupportedFeatures='3' (Predefined Filters).

Table 200 describes class CIM_IndicationFilter (Storage Volume Deletion).

Table 200 - SMI Referenced Properties/Methods for CIM_IndicationFilter (Storage Volume Deletion)

Properties	Flags	Requirement	Description & Notes
SystemCreationClassName		Mandatory	See the SystemCreationClassName definition in section <i>Storage Management Technical Specification, Part 3 Common Profiles, 1.6.1 Rev 6 50.6.25</i> CIM_IndicationFilter (StaticIndicationFilter).
CreationClassName		Mandatory	See the CreationClassName definition in section <i>Storage Management Technical Specification, Part 3 Common Profiles, 1.6.1 Rev 6 50.6.25</i> CIM_IndicationFilter (StaticIndicationFilter).
SystemName		Mandatory	See the SystemName definition in section <i>Storage Management Technical Specification, Part 3 Common Profiles, 1.6.1 Rev 6 50.6.25</i> CIM_IndicationFilter (StaticIndicationFilter).
Name		Mandatory	This shall be 'SNIA:Block Services:StorageVolumeDeletion'.
SourceNamespace	N	Optional	Deprecated. See the SourceNamespace definition in section <i>Storage Management Technical Specification, Part 3 Common Profiles, 1.6.1 Rev 6 50.6.28</i> CIM_IndicationFilter (pre-defined).
SourceNamespaces	N	Mandatory	Experimental. See the SourceNamespaces definition in section <i>Storage Management Technical Specification, Part 3 Common Profiles, 1.6.1 Rev 6 50.6.25</i> CIM_IndicationFilter (StaticIndicationFilter).
Query		Mandatory	SELECT * FROM CIM_InstDeletion WHERE SourceInstance ISA CIM_StorageVolume.
QueryLanguage		Mandatory	This should be 'DMTF:CQL' for CQL queries, but may be 'WQL' or 'SMI-S V1.0'. WQL and SMI-S V1.0 are deprecated in favor of 'DMTF:CQL'.
ElementName	N	Optional	See the ElementName definition in section <i>Storage Management Technical Specification, Part 3 Common Profiles, 1.6.1 Rev 6 50.6.28</i> CIM_IndicationFilter (pre-defined).

8.8.31 CIM_IndicationFilter (Storage Volume OperationalStatus)

Experimental. This is the 'pre-defined' CIM_IndicationFilter instance for changes in the OperationalStatus of StorageVolume instances.

Created By: Static

Modified By: Static

Deleted By: Static

Requirement: Required if the Experimental Indication Profile is supported and the SNIA_IndicationConfigurationCapabilities.SupportedFeatures='3' (Predefined Filters).

Table 201 describes class CIM_IndicationFilter (Storage Volume OperationalStatus).

Table 201 - SMI Referenced Properties/Methods for CIM_IndicationFilter (Storage Volume OperationalStatus)

Properties	Flags	Requirement	Description & Notes
SystemCreationClassName		Mandatory	See the SystemCreationClassName definition in section <i>Storage Management Technical Specification, Part 3 Common Profiles, 1.6.1 Rev 6 50.6.25</i> CIM_IndicationFilter (StaticIndicationFilter).
CreationClassName		Mandatory	See the CreationClassName definition in section <i>Storage Management Technical Specification, Part 3 Common Profiles, 1.6.1 Rev 6 50.6.25</i> CIM_IndicationFilter (StaticIndicationFilter).

Table 201 - SMI Referenced Properties/Methods for CIM_IndicationFilter (Storage Volume OperationalStatus)

Properties	Flags	Requirement	Description & Notes
SystemName		Mandatory	See the SystemName definition in section <i>Storage Management Technical Specification, Part 3 Common Profiles, 1.6.1 Rev 6 50.6.25</i> CIM_IndicationFilter (StaticIndicationFilter).
Name		Mandatory	This shall be 'SNIA:Block Services:StorageVolumeOperationalStatus'.
SourceNamespace	N	Optional	Deprecated. See the SourceNamespace definition in section <i>Storage Management Technical Specification, Part 3 Common Profiles, 1.6.1 Rev 6 50.6.28</i> CIM_IndicationFilter (pre-defined).
SourceNamespaces	N	Mandatory	Experimental. See the SourceNamespaces definition in section <i>Storage Management Technical Specification, Part 3 Common Profiles, 1.6.1 Rev 6 50.6.25</i> CIM_IndicationFilter (StaticIndicationFilter).
Query		Mandatory	SELECT * FROM CIM_InstModification WHERE SourceInstance ISA CIM_StorageVolume AND SourceInstance.CIM_StorageVolume::OperationalStatus <> PreviousInstance.CIM_StorageVolume::OperationalStatus.
QueryLanguage		Mandatory	This shall be 'DMTF:CQL'.
ElementName	N	Optional	See the ElementName definition in section <i>Storage Management Technical Specification, Part 3 Common Profiles, 1.6.1 Rev 6 50.6.28</i> CIM_IndicationFilter (pre-defined).

8.8.32 CIM_IndicationFilter (WQL Logical Disk OperationalStatus)

Deprecated. This is the 'pre-defined' WQL version of the CIM_IndicationFilter instance for changes in the OperationalStatus of LogicalDisk instances.

Created By: Static

Modified By: Static

Deleted By: Static

Requirement: Required if the Experimental Indication Profile is supported and the SNIA_IndicationConfigurationCapabilities.SupportedFeatures='3' (Predefined Filters).

Table 202 describes class CIM_IndicationFilter (WQL Logical Disk OperationalStatus).

Table 202 - SMI Referenced Properties/Methods for CIM_IndicationFilter (WQL Logical Disk OperationalStatus)

Properties	Flags	Requirement	Description & Notes
SystemCreationClassName		Mandatory	See the SystemCreationClassName definition in section <i>Storage Management Technical Specification, Part 3 Common Profiles, 1.6.1 Rev 6 50.6.25</i> CIM_IndicationFilter (StaticIndicationFilter).
CreationClassName		Mandatory	See the CreationClassName definition in section <i>Storage Management Technical Specification, Part 3 Common Profiles, 1.6.1 Rev 6 50.6.25</i> CIM_IndicationFilter (StaticIndicationFilter).
SystemName		Mandatory	See the SystemName definition in section <i>Storage Management Technical Specification, Part 3 Common Profiles, 1.6.1 Rev 6 50.6.25</i> CIM_IndicationFilter (StaticIndicationFilter).
Name		Mandatory	This shall be 'SNIA:Block Services:LogicalDiskOperationalStatusWQL'.

Table 202 - SMI Referenced Properties/Methods for CIM_IndicationFilter (WQL Logical Disk Operational-Status)

Properties	Flags	Requirement	Description & Notes
SourceNamespace	N	Optional	Deprecated. See the SourceNamespace definition in section <i>Storage Management Technical Specification, Part 3 Common Profiles, 1.6.1 Rev 6 50.6.28</i> CIM_IndicationFilter (pre-defined).
SourceNamespaces	N	Mandatory	Experimental. See the SourceNamespaces definition in section <i>Storage Management Technical Specification, Part 3 Common Profiles, 1.6.1 Rev 6 50.6.25</i> CIM_IndicationFilter (StaticIndicationFilter).
Query		Mandatory	SELECT * FROM CIM_InstModification WHERE SourceInstance ISA CIM_LogicalDisk AND SourceInstance.OperationalStatus <> PreviousInstance.OperationalStatus.
QueryLanguage		Mandatory	This shall be 'WQL' or 'SMI-S V1.0'.
ElementName	N	Optional	See the ElementName definition in section <i>Storage Management Technical Specification, Part 3 Common Profiles, 1.6.1 Rev 6 50.6.28</i> CIM_IndicationFilter (pre-defined).

8.8.33 CIM_IndicationFilter (WQL Storage Volume OperationalStatus)

Deprecated. This is the 'pre-defined' WQL version of the CIM_IndicationFilter instance for changes in the OperationalStatus of StorageVolume instances.

Created By: Static

Modified By: Static

Deleted By: Static

Requirement: Required if the Experimental Indication Profile is supported and the SNIA_IndicationConfigurationCapabilities.SupportedFeatures='3' (Predefined Filters).

Table 203 describes class CIM_IndicationFilter (WQL Storage Volume OperationalStatus).

Table 203 - SMI Referenced Properties/Methods for CIM_IndicationFilter (WQL Storage Volume OperationalStatus)

Properties	Flags	Requirement	Description & Notes
SystemCreationClassName		Mandatory	See the SystemCreationClassName definition in section <i>Storage Management Technical Specification, Part 3 Common Profiles, 1.6.1 Rev 6 50.6.25</i> CIM_IndicationFilter (StaticIndicationFilter).
CreationClassName		Mandatory	See the CreationClassName definition in section <i>Storage Management Technical Specification, Part 3 Common Profiles, 1.6.1 Rev 6 50.6.25</i> CIM_IndicationFilter (StaticIndicationFilter).
SystemName		Mandatory	See the SystemName definition in section <i>Storage Management Technical Specification, Part 3 Common Profiles, 1.6.1 Rev 6 50.6.25</i> CIM_IndicationFilter (StaticIndicationFilter).
Name		Mandatory	This shall be 'SNIA:Block Services:StorageVolumeOperationalStatusWQL'.
SourceNamespace	N	Optional	Deprecated. See the SourceNamespace definition in section <i>Storage Management Technical Specification, Part 3 Common Profiles, 1.6.1 Rev 6 50.6.28</i> CIM_IndicationFilter (pre-defined).
SourceNamespaces	N	Mandatory	Experimental. See the SourceNamespaces definition in section <i>Storage Management Technical Specification, Part 3 Common Profiles, 1.6.1 Rev 6 50.6.25</i> CIM_IndicationFilter (StaticIndicationFilter).

Table 203 - SMI Referenced Properties/Methods for CIM_IndicationFilter (WQL Storage Volume OperationalStatus)

Properties	Flags	Requirement	Description & Notes
Query		Mandatory	SELECT * FROM CIM_InstModification WHERE SourceInstance ISA CIM_StorageVolume AND SourceInstance.OperationalStatus <> PreviousInstance.OperationalStatus.
QueryLanguage		Mandatory	This shall be 'WQL' or 'SMI-S V1.0'.
ElementName	N	Optional	See the ElementName definition in section <i>Storage Management Technical Specification, Part 3 Common Profiles, 1.6.1 Rev 6 50.6.28</i> CIM_IndicationFilter (pre-defined).

8.8.34 CIM_LogicalDisk

LogicalDisks could be formatted as CKD disks. The Properties that are different from what is specified in the Block Services Package are marked as (Overridden). Properties that are added are marked as (Added). The class definition specializes the CIM_LogicalDisk definition in the Block Services profile. Properties or methods not inherited are marked accordingly as '(overridden)' or '(added)' in the left most column.

Created By: Static

Modified By: Static

Deleted By: Extrinsic: StorageConfigurationService.ReturnToStoragePool

Requirement: Referenced from Volume Management - LogicalDisk is mandatory.

Table 204 describes class CIM_LogicalDisk.

Table 204 - SMI Referenced Properties/Methods for CIM_LogicalDisk

Properties	Flags	Requirement	Description & Notes
SystemCreationClassName		Mandatory	
SystemName		Mandatory	
CreationClassName		Mandatory	
DeviceID		Mandatory	Opaque identifier.
ElementName		Optional	User-friendly name.
Name		Mandatory	OS Device Name.
NameFormat		Mandatory	This shall be "12" (OS Device Name).
ExtentStatus		Mandatory	
OperationalStatus		Mandatory	Value shall be 2 3 6 8 15 (OK or Degraded or Error or Starting or Dormant). In addition, the secondary OperationalStatus may be 19 (Relocating) with 2 3 15 (OK or Degraded or Dormant).
BlockSize (overridden)		Mandatory	The BlockSize would report the number of bytes in a cylinder.
NumberOfBlocks (overridden)		Mandatory	The number of blocks would be the number of cylinders.
ConsumableBlocks (overridden)		Mandatory	The number of usable cylinders.

Table 204 - SMI Referenced Properties/Methods for CIM_LogicalDisk

Properties	Flags	Requirement	Description & Notes
IsBasedOnUnderlyingRedundancy		Mandatory	
NoSinglePointOfFailure		Mandatory	
DataRedundancy		Mandatory	
PackageRedundancy		Mandatory	
DeltaReservation		Mandatory	
Usage		Optional	The specialized usage intended for this element.
OtherUsageDescription		Optional	Set when Usage value is "Other".
ClientSettableUsage		Optional	Lists Usage values that can be set by a client for this element.
Primordial		Mandatory	Shall be false.
ExtentDiscriminator		Mandatory	Experimental. This is an array of values that shall contain 'SNIA:Allocated'.
NumExtentsMigrating		Optional	Experimental. The number of Extents in the process of migrating for this logical disk when the logical disk relocation is on going.
IsCompressed		Optional	Experimental. IsCompressed identifies whether or not compression is being applied to the volume. When set to "true" the data is compressed. When set to "false" the data is not compressed.
CompressionRate		Optional	Experimental. CompressionRate identifies whether or not compression is being applied to the volume and at what rate. The possible values are '1' (None), '2' (High), '3' (Medium) or '4' (Low).
CompressionState		Optional	Experimental. CompressionState indicates whether the compression is '2' (pending), '3' (initializing), '4' (in progress) or '5' (completed). If compression is not supported (CompressionRate='1') for the volume, the CompressionState shall be '1' (Not Applicable).
DataOrganization (added)		Mandatory	Supported value for SMI-S is "4" (Count Key Data). Values that are not "4" are for non-CKD LogicalDisks. CKD LogicalDisks use "4".

8.8.35 CIM_MemberOfCollection (Block Services Filter Collection to FilterCollection)

Experimental. This associates the Block Services predefined FilterCollection to the FilterCollection for the autonomous profile (e.g., the Array FilterCollection).

Requirement: Required if the Experimental Indication Profile is supported and the SNIA_IndicationConfigurationCapabilities.SupportedFeatures='5' (Predefined Filter Collections).

Table 205 describes class CIM_MemberOfCollection (Block Services Filter Collection to FilterCollection).

Table 205 - SMI Referenced Properties/Methods for CIM_MemberOfCollection (Block Services Filter Collection to FilterCollection)

Properties	Flags	Requirement	Description & Notes
Collection		Mandatory	Reference to the Block Services predefined FilterCollection.
Member		Mandatory	Reference to the Block Services predefined FilterCollection.

8.8.36 CIM_MemberOfCollection (Block Services ProfileSpecificLifecycleIndicationFilterCollection to Block Services Filters)

Experimental. This associates the Block Services ProfileSpecificLifecycleIndicationFilterCollection to the Filters defined by the Block Services Profile.

Requirement: Optional

Table 206 describes class CIM_MemberOfCollection (Block Services ProfileSpecificLifecycleIndicationFilterCollection to Block Services Filters).

Table 206 - SMI Referenced Properties/Methods for CIM_MemberOfCollection (Block Services Profile-SpecificLifecycleIndicationFilterCollection to Block Services Filters)

Properties	Flags	Requirement	Description & Notes
Collection		Mandatory	Reference to the Block Services ProfileSpecificLifecycleIndicationFilterCollection.
Member		Mandatory	Reference to the IndicationFilters defined by the Block Services Profile.

8.8.37 CIM_MemberOfCollection (Predefined Filter Collection to Block Services Filters)

Experimental. This associates the Block Services predefined FilterCollection to the predefined Filters supported by the implementation.

Requirement: Required if the Experimental Indication Profile is supported and the SNIA_IndicationConfigurationCapabilities.SupportedFeatures='5' (Predefined Filter Collections).

Table 207 describes class CIM_MemberOfCollection (Predefined Filter Collection to Block Services Filters).

Table 207 - SMI Referenced Properties/Methods for CIM_MemberOfCollection (Predefined Filter Collection to Block Services Filters)

Properties	Flags	Requirement	Description & Notes
Collection		Mandatory	Reference to the Block Services predefined FilterCollection.
Member		Mandatory	Reference to the predefined IndicationFilters of the Block Services implementation.

8.8.38 CIM_OwningJobElement

Conditional on support for Job Control profile.

Requirement: Support for Job Control profile.

Table 208 describes class CIM_OwningJobElement.

Table 208 - SMI Referenced Properties/Methods for CIM_OwningJobElement

Properties	Flags	Requirement	Description & Notes
OwningElement		Mandatory	
OwningElement		Mandatory	

8.8.39 CIM_StorageConfigurationCapabilities (Concrete)

Created By: Static

Modified By: Static

Deleted By: Static

Requirement: Support for the Storage Relocation profile.

Table 209 describes class CIM_StorageConfigurationCapabilities (Concrete).

Table 209 - SMI Referenced Properties/Methods for CIM_StorageConfigurationCapabilities (Concrete)

Properties	Flags	Requirement	Description & Notes
InstanceID		Mandatory	
ElementName		Mandatory	
SupportedStoragePoolFeatures		Optional	Lists what StorageConfigurationService functionalities are implemented. Matches 2 3 5 6 7 (InExtents or Single InPool or Storage Pool QoS Change or Storage Pool Capacity Expansion or Storage Pool Capacity Reduction).
SupportedSynchronousActions		Conditional	Conditional requirement: Support for the Storage Relocation profile. Lists what actions, invoked through StorageConfigurationService methods, shall not produce Concrete jobs. This version of the standard recognizes "2" (Storage Pool Creation), "3" (Storage Pool Deletion), "4" (Storage Pool Modification), "5" (Storage Element Creation), "12" (Storage Element from Element Creation), "13" (Storage Element from Element Modification) or "15" (StoragePool Usage Modification) or "17" (StorageVolume To StoragePool Relocation) or "18" (StoragePool To StoragePool Relocation) or "19" (StorageVolume To StorageExtent Relocation) or "20" (StoragePool To StorageExtent Relocation) or "21" (LogicalDisk To StorageExtent Relocation) or "22" (Multiple Storage Element Creation) or "23" (Multiple Storage Element Return) or "24" (Storage Element from Multiple Pools Creation).
SupportedStorageElementTypes		Mandatory	Lists the type of storage elements that are supported by this implementation. This version of the standard recognizes '2' (StorageVolume) or '4' (LogicalDisk). If thin provisioning is supported, then the following additional ElementTypes are recognized: "5" (ThinlyProvisionedStorageVolume), "6" (ThinlyProvisionedLogicalDisk), "7" (ThinlyProvisionedAllocatedStoragePool), "8" (ThinlyProvisionedQuotaStoragePool) or "9" (ThinlyProvisionedLimitlessStoragePool).
SupportedAsynchronousActions		Conditional	Conditional requirement: Support for the Storage Relocation profile. Lists what actions, invoked through StorageConfigurationService methods, may produce Concrete jobs. This version of the standard recognizes "2" (Storage Pool Creation), "3" (Storage Pool Deletion), "4" (Storage Pool Modification), "5" (Storage Element Creation), "12" (Storage Element from Element Creation), "13" (Storage Element from Element Modification) or "15" (StoragePool Usage Modification) or "17" (StorageVolume To StoragePool Relocation) or "18" (StoragePool To StoragePool Relocation) or "19" (StorageVolume To StorageExtent Relocation) or "20" (StoragePool To StorageExtent Relocation) or "21" (LogicalDisk To StorageExtent Relocation) or "22" (Multiple Storage Element Creation) or "23" (Multiple Storage Element Return) or "24" (Storage Element from Multiple Pools Creation).

Table 209 - SMI Referenced Properties/Methods for CIM_StorageConfigurationCapabilities (Concrete)

Properties	Flags	Requirement	Description & Notes
SupportedStorageElementFeatures		Conditional	Conditional requirement: Support for the Storage Relocation profile. Lists actions supported through the invocation of StorageServiceService.CreateOrModifyElementFromStoragePool(). Matches 3 8 14 15 16 17 18 (StorageVolume Creation or LogicalDisk Creation or StorageVolume To StoragePool Relocation or StoragePool To StoragePool Relocation or StorageVolume To StorageExtent Relocation or StoragePool To StorageExtent Relocation LogicalDisk To StorageExtent Relocation).
SupportedStorageElementUsage		Optional	Indicates the intended usage or any restrictions that may have been imposed on supported storage elements.
ClientSettableElementUsage		Optional	Indicates the intended usage or any restrictions that may have been imposed on the usage of client-settable elements.
SupportedStoragePoolUsage		Conditional	Conditional requirement: Support for the Storage Relocation profile. Indicates the intended usage or any restrictions that may have been imposed on storage pools.
ClientSettablePoolUsage		Conditional	Conditional requirement: Support for the Storage Relocation profile. Indicates the intended usage or any restrictions that may have been imposed on the usage of a client-settable storage pool.
MaximumElementCreateCount		Optional	Indicates the maximum number of elements that can be specified to be created in a single method call. If 0 or null, there is no limit.
MaximumElementDeleteCount		Conditional	Conditional requirement: Support for the Storage Relocation profile. Indicates the maximum number of elements that can be deleted in a single method call. If 0 or null, there is no limit.
MultipleElementCreateFeatures		Optional	Enumeration indicating features offered by the multiple element create method. "2" (Single instance creation indication).
MultipleElementDeleteFeatures		Optional	Enumeration indicating features offered by the multiple element delete method. "2" (Continue on nonexistent element) or "3" (Return error on nonexistent element).
GetElementNameCapabilities()		Optional	This method indicates if ElementName can be specified as a part of invoking an appropriate method of StorageConfigurationService to create a new element. Additionally, the returned data includes the methods that can be used to modify the ElementName of existing storage elements.

8.8.40 CIM_StorageConfigurationCapabilities (Global)

Created By: Static

Modified By: Static

Deleted By: Static

Requirement: Support for StorageConfigurationService.

Table 210 describes class CIM_StorageConfigurationCapabilities (Global).

Table 210 - SMI Referenced Properties/Methods for CIM_StorageConfigurationCapabilities (Global)

Properties	Flags	Requirement	Description & Notes
InstanceID		Mandatory	
ElementName		Mandatory	

Table 210 - SMI Referenced Properties/Methods for CIM_StorageConfigurationCapabilities (Global)

Properties	Flags	Requirement	Description & Notes
SupportedStoragePoolFeatures		Optional	Lists what StorageConfigurationService functionalities are implemented. Matches 2 3 5 6 7 (InExtents or Single InPool or Storage Pool QoS Change or Storage Pool Capacity Expansion or Storage Pool Capacity Reduction).
SupportedSynchronousActions		Conditional	Conditional requirement: Support for the Storage Relocation profile. Lists what actions, invoked through StorageConfigurationService methods, shall not produce Concrete jobs.
SupportedStorageElementTypes		Mandatory	Lists the type of storage elements that are supported by this implementation. This version of the standard recognizes '2' (StorageVolume) or '4' (LogicalDisk). If thin provisioning is supported, then the following additional ElementTypes are recognized: "5" (ThinlyProvisionedStorageVolume), "6" (ThinlyProvisionedLogicalDisk), "7" (ThinlyProvisionedAllocatedStoragePool), "8" (ThinlyProvisionedQuotaStoragePool) or "9" (ThinlyProvisionedLimitlessStoragePool).
SupportedAsynchronousActions		Conditional	Conditional requirement: Support for the Storage Relocation profile. Lists what actions, invoked through StorageConfigurationService methods, may produce Concrete jobs.
SupportedStorageElementFeatures		Conditional	Conditional requirement: Support for the Storage Relocation profile. Lists actions supported through the invocation of StorageServiceService.CreateOrModifyElementFromStoragePool(). Matches 3 5 8 9 11 12 13 14 15 16 17 18 (StorageVolume Creation or StorageVolume Modification or LogicalDisk Creation or LogicalDisk Modification or Storage Element QoS Change or Storage Element Capacity Expansion or Storage Element Capacity Reduction or StorageVolume To StoragePool Relocation or StoragePool To StoragePool Relocation or StorageVolume To StorageExtent Relocation or StoragePool To StorageExtent Relocation or LogicalDisk To StorageExtent Relocation).
SupportedStorageElementUsage		Optional	Indicates the intended usage or any restrictions that may have been imposed on supported storage elements.
ClientSettableElementUsage		Optional	Indicates the intended usage or any restrictions that may have been imposed on the usage of client-settable elements.
SupportedStoragePoolUsage		Conditional	Conditional requirement: Support for the Storage Relocation profile. Indicates the intended usage or any restrictions that may have been imposed on storage pools.
ClientSettablePoolUsage		Conditional	Conditional requirement: Support for the Storage Relocation profile. Indicates the intended usage or any restrictions that may have been imposed on the usage of a client-settable storage pool.
MaximumElementCreateCount		Optional	Indicates the maximum number of elements that can be specified to be created in a single method call. If 0 or null, there is no limit.
MaximumElementDeleteCount		Conditional	Conditional requirement: Support for the Storage Relocation profile. Indicates the maximum number of elements that can be deleted in a single method call. If 0 or null, there is no limit.
MultipleElementCreateFeatures		Optional	Enumeration indicating features offered by the multiple element create method. "2" (Single instance creation indication).
MultipleElementDeleteFeatures		Optional	Enumeration indicating features offered by the multiple element delete method. "2" (Continue on nonexistent element) or "3" (Return error on nonexistent element).

Table 210 - SMI Referenced Properties/Methods for CIM_StorageConfigurationCapabilities (Global)

Properties	Flags	Requirement	Description & Notes
AutomaticPoolSelectionAllowed		Optional	If true, it indicates the implementation selects appropriate pools based on other supplied parameters to create elements. For example, based on supplied Goal.
GetElementNameCapabilities()		Optional	This method indicates if ElementName can be specified as a part of invoking an appropriate method of StorageConfigurationService to create a new element. Additionally, the returned data includes the methods that can be used to modify the ElementName of existing storage elements.

8.8.41 CIM_StorageConfigurationCapabilities (Primordial)

Created By: Static

Modified By: Static

Deleted By: Static

Requirement: Support for the Storage Relocation profile.

Table 211 describes class CIM_StorageConfigurationCapabilities (Primordial).

Table 211 - SMI Referenced Properties/Methods for CIM_StorageConfigurationCapabilities (Primordial)

Properties	Flags	Requirement	Description & Notes
InstanceID		Mandatory	
ElementName		Mandatory	
SupportedStoragePoolFeatures		Optional	Lists what StorageConfigurationService functionalities are implemented. Matches 2 3 (InExtents or Single InPool).
SupportedSynchronousActions		Conditional	Conditional requirement: Support for the Storage Relocation profile. Lists what actions, invoked through StorageConfigurationService methods, shall not produce Concrete jobs. This version of the standard recognizes "2" (Storage Pool Creation), "12" (Storage Element from Element Creation) or "15" (StoragePool Usage Modification) or "17" (StorageVolume To StoragePool Relocation) or "18" (StoragePool To StoragePool Relocation) or "19" (StorageVolume To StorageExtent Relocation) or "20" (StoragePool To StorageExtent Relocation) or "21" (LogicalDisk To StorageExtent Relocation).
SupportedStorageElementTypes		Optional	Lists the type of storage elements that are supported by this implementation. If thin provisioning is supported, the ElementTypes may include 7 (ThinlyProvisionedAllocatedStoragePool), 8 (ThinlyProvisionedQuotaStoragePool), or 9 (ThinlyProvisionedLimitlessStoragePool).
SupportedAsynchronousActions		Conditional	Conditional requirement: Support for the Storage Relocation profile. Lists what actions, invoked through StorageConfigurationService methods, may produce Concrete jobs. This version of the standard recognizes "2" (Storage Pool Creation), "12" (Storage Element from Element Creation) or "15" (StoragePool Usage Modification) or "17" (StorageVolume To StoragePool Relocation) or "18" (StoragePool To StoragePool Relocation) or "19" (StorageVolume To StorageExtent Relocation) or "20" (StoragePool To StorageExtent Relocation) or "21" (LogicalDisk To StorageExtent Relocation) or "22" (Multiple Storage Element Creation) or "23" (Multiple Storage Element Return) or "24" (Storage Element from Multiple Pools Creation).

Table 211 - SMI Referenced Properties/Methods for CIM_StorageConfigurationCapabilities (Primordial)

Properties	Flags	Requirement	Description & Notes
SupportedStorageElementFeatures		Conditional	Conditional requirement: Support for the Storage Relocation profile. Lists actions supported through the invocation of StorageServiceService.CreateOrModifyElementFromStoragePool(). This version of the standard does not recognize any values for this property. For Primordial pools, this shall not contain 3 (StorageVolume Creation), 5 (StorageVolume Modification), 8 (LogicalDisk Creation) or 9 (LogicalDisk Modification) or 14 (StorageVolume To StoragePool Relocation) or 15 (StoragePool To StoragePool Relocation) or 16 (StorageVolume To StorageExtent Relocation) or 17 (StoragePool To StorageExtent Relocation) or 18 (LogicalDisk To StorageExtent Relocation).
SupportedStorageElementUsage		Optional	For Primordial StorageConfigurationCapabilities, this shall be NULL.
ClientSettableElementUsage		Optional	For Primordial StorageConfigurationCapabilities, this shall be NULL.
SupportedStoragePoolUsage		Conditional	Conditional requirement: Support for the Storage Relocation profile. Indicates the intended usage or any restrictions that may have been imposed on storage pools.
ClientSettablePoolUsage		Conditional	Conditional requirement: Support for the Storage Relocation profile. Indicates the intended usage or any restrictions that may have been imposed on the usage of a client-settable storage pool.

8.8.42 CIM_StorageConfigurationService

Created By: Static

Modified By: Static

Deleted By: Static

Requirement: Optional

Table 212 describes class CIM_StorageConfigurationService.

Table 212 - SMI Referenced Properties/Methods for CIM_StorageConfigurationService

Properties	Flags	Requirement	Description & Notes
SystemCreationClassName		Mandatory	
CreationClassName		Mandatory	
SystemName		Mandatory	
Name		Mandatory	
CreateOrModifyStoragePool()		Optional	Create (or modify) a StoragePool. A job may be created as well.
DeleteStoragePool()		Optional	Start a job to delete a StoragePool.
CreateOrModifyElementFromStoragePool()		Mandatory	Create or modify a storage element. A job may be created as well.
CreateElementsFromStoragePools()		Optional	Experimental. Create one or more storage elements. A job may be created as well.

Table 212 - SMI Referenced Properties/Methods for CIM_StorageConfigurationService

Properties	Flags	Requirement	Description & Notes
CreateOrModifyElementFromElements()		Optional	Create or modify a storage element using component StorageExtents of the Pool. A job may be created as well.
ReturnToStoragePool()		Mandatory	Release the capacity represented by this storage element back to the Pool.
ReturnElementsToStoragePool()		Optional	Experimental. Release the capacity represented by one or more storage elements back to the Pool.
RequestUsageChange()		Optional	Allows a client to change the Usage for the element.
GetElementsBasedOnUsage()		Optional	Allows a client to retrieve elements for a specialized Usage.

8.8.43 CIM_StoragePool (Concrete)

Created By: Extrinsic: StorageConfigurationService.CreateOrModifyStoragePool

Modified By: Extrinsic: StorageConfigurationService.CreateOrModifyStoragePool

Deleted By: Extrinsic: StorageConfigurationService.DeleteStoragePool

Requirement: Mandatory

Table 213 describes class CIM_StoragePool (Concrete).

Table 213 - SMI Referenced Properties/Methods for CIM_StoragePool (Concrete)

Properties	Flags	Requirement	Description & Notes
Primordial		Mandatory	Shall be false.
InstanceID		Mandatory	
ElementName		Optional	
PoolID		Mandatory	A unique name in the context of this system that identifies this Pool.
OperationalStatus		Conditional	Experimental. Conditional requirement: Support for the Storage Relocation profile. Value shall be 2 3 6 15 (OK or Degraded or Error or Dormant). In addition, the secondary OperationalStatus may be 19 (Relocating) with 2 3 15 (OK or Degraded or Dormant).
TotalManagedSpace		Mandatory	
RemainingManagedSpace		Mandatory	
Usage		Optional	The specialized usage intended for this element.
OtherUsageDescription		Optional	Set when Usage value is "Other".
ClientSettableUsage		Optional	Lists Usage values that can be set by a client for this element.
CapacityInMigratingSource		Optional	Experimental. The total capacity of extents migrating out from this storage pool.
CapacityInMigratingTarget		Optional	Experimental. The total capacity of extents migrating into this storage pool.
ElementsShareSpace		Optional	If true, it indicates elements allocated from the storage pool are sharing space from the storage pool. For example, multiple snapshots "allocated" from a storage pool, point to the same blocks of the storage pool. As another example, elements utilizing de-duplication technology refer to a shared copy of the data stored in the storage pool.

Table 213 - SMI Referenced Properties/Methods for CIM_StoragePool (Concrete)

Properties	Flags	Requirement	Description & Notes
ReservedSpace		Optional	The amount of capacity used by the storage pool to store information about the configuration of the storage pool. The space is not included in the TotalManagedSpace of the storage pool.
GetSupportedSizes()		Conditional	Conditional requirement: Support for StorageConfigurationService. List the discrete storage element sizes that can be created or expanded from this Pool.
GetSupportedSizeRange()		Conditional	Conditional requirement: Support for StorageConfigurationService. List the size ranges for storage element that can be created or expanded from this Pool.
GetAvailableExtents()		Optional	List the StorageExtents from this Pool that may be used to create or expand a storage element. The StorageExtents may not already be in use as supporting capacity for existing storage element.

8.8.44 CIM_StoragePool (Empty)

An empty StoragePool is a special case of a StoragePool where the StoragePool contains no capacity. All properties are supported as defined for the StoragePool (Concrete or Primordial), except that the empty StoragePool has TotalManagedSpace=0.

Created By: Extrinsic: StorageConfigurationService.CreateOrModifyStoragePool

Modified By: Extrinsic: StorageConfigurationService.CreateOrModifyStoragePool

Deleted By: Extrinsic: StorageConfigurationService.DeleteStoragePool

Requirement: Optional

Table 214 describes class CIM_StoragePool (Empty).

Table 214 - SMI Referenced Properties/Methods for CIM_StoragePool (Empty)

Properties	Flags	Requirement	Description & Notes
Primordial		Mandatory	This may be either true or false. That is, both concrete and primordial StoragePools may be empty.
InstanceID		Mandatory	
ElementName		Optional	
PoolID		Mandatory	
OperationalStatus		Conditional	Experimental. Conditional requirement: Support for the Storage Relocation profile. Value shall be 2 3 6 15 (OK or Degraded or Error or Dormant). In addition, the secondary OperationalStatus may be 19 (Relocating) with 2 3 15 (OK or Degraded or Dormant).
TotalManagedSpace		Mandatory	This shall be 0 for an empty StoragePool.
RemainingManagedSpace		Mandatory	
Usage		Optional	
OtherUsageDescription		Optional	
ClientSettableUsage		Optional	
CapacityInMigratingSource		Optional	Experimental. The total capacity of extents migrating out from this storage pool.
CapacityInMigratingTarget		Optional	Experimental. The total capacity of extents migrating into this storage pool.

Table 214 - SMI Referenced Properties/Methods for CIM_StoragePool (Empty)

Properties	Flags	Requirement	Description & Notes
GetSupportedSizes()		Conditional	Conditional requirement: Support for StorageConfigurationService.
GetSupportedSizeRange()		Conditional	Conditional requirement: Support for StorageConfigurationService.
GetAvailableExtents()		Optional	

8.8.45 CIM_StoragePool (Primordial)

Created By: Static

Modified By: Static

Deleted By: Static

Requirement: Mandatory

Table 215 describes class CIM_StoragePool (Primordial).

Table 215 - SMI Referenced Properties/Methods for CIM_StoragePool (Primordial)

Properties	Flags	Requirement	Description & Notes
Primordial		Mandatory	Shall be true.
InstanceID		Mandatory	
ElementName		Optional	
PoolID		Mandatory	A unique name in the context of this system that identifies this Pool.
OperationalStatus		Conditional	Experimental. Conditional requirement: Support for the Storage Relocation profile. Value shall be 2 3 6 15 (OK or Degraded or Error or Dormant). In addition, the secondary OperationalStatus may be 19 (Relocating) with 2 3 15 (OK or Degraded or Dormant).
TotalManagedSpace		Mandatory	
RemainingManagedSpace		Mandatory	
Usage		Optional	The specialized usage intended for this element.
OtherUsageDescription		Optional	Set when Usage value is "Other".
ClientSettableUsage		Optional	Lists Usage values that can be set by a client for this element.
CapacityInMigratingSource		Optional	Experimental. The total capacity of extents migrating out from this storage pool.
CapacityInMigratingTarget		Optional	Experimental. The total capacity of extents migrating into this storage pool.
ReservedSpace		Optional	The amount of capacity used by the storage pool to store information about the configuration of the storage pool. The space is not included in the TotalManagedSpace of the storage pool.
GetSupportedSizes()		Conditional	Conditional requirement: Support for StorageConfigurationService. List the discrete storage element sizes that can be created or expanded from this Pool.

Table 215 - SMI Referenced Properties/Methods for CIM_StoragePool (Primordial)

Properties	Flags	Requirement	Description & Notes
GetSupportedSizeRange()		Conditional	Conditional requirement: Support for StorageConfigurationService. List the size ranges for storage element that can be created or expanded from this Pool.
GetAvailableExtents()		Optional	List the StorageExtents from this Pool that may be used to create or expand a storage element. The StorageExtents may not already be in use as supporting capacity for existing storage element.

8.8.46 CIM_StorageSettingWithHints

Created By: Static

Modified By: Static

Deleted By: Static

Requirement: Optional

Table 216 describes class CIM_StorageSettingWithHints.

Table 216 - SMI Referenced Properties/Methods for CIM_StorageSettingWithHints

Properties	Flags	Requirement	Description & Notes
InstanceID		Mandatory	
ElementName		Mandatory	The user-friendly name for this instance of SettingData. In addition, the user-friendly name can be used as a index property for a search of query. (Note: Name does not have to be unique within a namespace.)
NoSinglePointOfFailure		Mandatory	
DataRedundancyMin		Mandatory	
DataRedundancyMax		Mandatory	
DataRedundancyGoal		Mandatory	
PackageRedundancyMin		Mandatory	
PackageRedundancyMax		Mandatory	
PackageRedundancyGoal		Mandatory	
ExtentStripeLength		Optional	
ExtentStripeLengthMin		Optional	
ExtentStripeLengthMax		Optional	
ParityLayout		Optional	
UserDataStripeDepth		Optional	
UserDataStripeDepthMin		Optional	
UserDataStripeDepthMax		Optional	
StorageExtentInitialUsage		Optional	
StoragePoolInitialUsage		Optional	
DataAvailabilityHint		Mandatory	This hint is an indication from a client of the importance placed on data availability. Values are 0=Don't Care to 10=Very Important.

Table 216 - SMI Referenced Properties/Methods for CIM_StorageSettingWithHints

Properties	Flags	Requirement	Description & Notes
AccessRandomnessHint		Mandatory	This hint is an indication from a client of the randomness of accesses. Values are 0=Entirely Sequential to 10=Entirely Random.
AccessDirectionHint		Mandatory	This hint is an indication from a client of the direction of accesses. Values are 0=Entirely Read to 10=Entirely Write.
AccessSizeHint		Mandatory	This hint is an indication from a client of the optimal access sizes. Several sizes can be specified. Units("Megabytes").
AccessLatencyHint		Mandatory	This hint is an indication from a client how important access latency is. Values are 0=Don't Care to 10=Very Important.
AccessBandwidthWeight		Mandatory	This hint is an indication from a client of bandwidth prioritization. Values are 0=Don't Care to 10=Very Important.
StorageCostHint		Mandatory	This hint is an indication of the importance the client places on the cost of storage. Values are 0=Don't Care to 10=Very Important. A StorageVolume provider might choose to place data on low cost or high cost drives based on this parameter.
StorageEfficiencyHint		Mandatory	This hint is an indication of the importance placed on storage efficiency by the client. Values are 0=Don't Care to 10=Very Important. A StorageVolume provider might choose different RAID levels based on this hint.
ChangeableType		Mandatory	

8.8.47 CIM_StorageSettingsAssociatedToCapabilities

Created By: Static

Modified By: Static

Deleted By: Static

Requirement: Optional

Table 217 describes class CIM_StorageSettingsAssociatedToCapabilities.

Table 217 - SMI Referenced Properties/Methods for CIM_StorageSettingsAssociatedToCapabilities

Properties	Flags	Requirement	Description & Notes
DefaultSetting		Mandatory	This boolean designates the setting that will be used if the CreateSetting() method is called with providing the NewSetting parameter. However, some implementations may require that the NewSetting parameter be non null. There may be only one default setting per the combination of StorageCapabilities and associated StoragePool as associated through ElementCapabilities.
Dependent		Mandatory	The StorageSetting reference.
Antecedent		Mandatory	The StorageCapabilities reference.

8.8.48 CIM_StorageSettingsGeneratedFromCapabilities

Created By: Extrinsic: CreateSetting

Modified By: Static

Deleted By: Static
 Requirement: Support for StorageConfigurationService.

Table 218 describes class CIM_StorageSettingsGeneratedFromCapabilities.

Table 218 - SMI Referenced Properties/Methods for CIM_StorageSettingsGeneratedFromCapabilities

Properties	Flags	Requirement	Description & Notes
Dependent		Mandatory	The StorageSetting reference.
Antecedent		Mandatory	The StorageCapabilities reference.

8.8.49 CIM_SystemDevice (System to StorageVolume or LogicalDisk)

Created By: Static
 Modified By: Static
 Deleted By: Extrinsic: StorageConfigurationService.ReturnToStoragePool
 Requirement: Mandatory

Table 219 describes class CIM_SystemDevice (System to StorageVolume or LogicalDisk).

Table 219 - SMI Referenced Properties/Methods for CIM_SystemDevice (System to StorageVolume or LogicalDisk)

Properties	Flags	Requirement	Description & Notes
PartComponent		Mandatory	
GroupComponent		Mandatory	

8.8.50 SNIA_StorageCapabilities

The SNIA_StorageCapabilities is subclassed from CIM_StorageCapabilities to add the SupportedDataOrganizations property. The Properties that are different from what is specified in the Block Services Package have descriptive text. NOTE: SCSI can be coded as NULL or any value other than "4". The class definition specializes the CIM_StorageCapabilities definition in the Block Services profile. Properties or methods not inherited are marked accordingly as '(overridden)' or '(added)' in the left most column.

Created By: Static
 Modified By: Static
 Deleted By: Static
 Requirement: Mandatory

Table 220 describes class SNIA_StorageCapabilities.

Table 220 - SMI Referenced Properties/Methods for SNIA_StorageCapabilities

Properties	Flags	Requirement	Description & Notes
InstanceID		Mandatory	
ElementName		Mandatory	The user-friendly name for this instance of Capabilities. In addition, the user-friendly name can be used as a index property for a search or query. (Note: ElementName does not have to be unique within a namespace) If the capabilities are fixed, then this property should be used as a means for the client application to correlate between capabilities and device documentation.
ElementType		Mandatory	Enumeration indicating the type of instance to which this StorageCapabilities applies. Shall be either 5 or 6 (StoragePool or StorageConfigurationService).
NoSinglePointOfFailure		Mandatory	Indicates whether or not the associated instance supports no single point of failure. Values are: FALSE = does not support no single point of failure, and TRUE = supports no single point of failure.
NoSinglePointOfFailureDefault		Mandatory	Indicates the default value for the NoSinglePointOfFailure property.
DataRedundancyMin		Mandatory	DataRedundancyMin describes the minimum number of complete copies of data that can be maintained. Examples would be RAID 5 where 1 copy is maintained and RAID 1 where 2 or more copies are maintained. Possible values are 1 to n.
DataRedundancyMax		Mandatory	DataRedundancyMax describes the maximum number of complete copies of data that can be maintained. Examples would be RAID 5 where 1 copy is maintained and RAID 1 where 2 or more copies are maintained. Possible values are 1 to n.
DataRedundancyDefault		Mandatory	DataRedundancyDefault describes the default number of complete copies of data that can be maintained. Examples would be RAID 5 where 1 copy is maintained and RAID 1 where 2 or more copies are maintained. Possible values are 1 to n.
PackageRedundancyMin		Mandatory	PackageRedundancyMin describes the minimum number of spindles or logical devices that can be used. Package redundancy describes how many disk spindles or logical devices can fail without data loss including, at most, one spare. Examples would be RAID5 with a Package Redundancy of 1, RAID6 with 2. Possible values are 0 to n.
PackageRedundancyMax		Mandatory	PackageRedundancyMax describes the maximum number of spindles or logical devices that can be used. Package redundancy describes how many disk spindles or logical devices can fail without data loss including, at most, one spare. Examples would be RAID5 with a Package Redundancy of 1, RAID6 with 2. Possible values are 0 to n.
PackageRedundancyDefault		Mandatory	PackageRedundancyDefault describes the default number of spindles or logical devices that can be used. Package redundancy describes how many disk spindles or logical devices can fail without data loss including, at most, one spare. Examples would be RAID5 with a Package Redundancy of 1, RAID6 with 2. Possible values are 0 to n.
ExtentStripeLengthDefault		Optional	Describes what the default stripe length, the number of members or columns, a storage element will have when created or modified using this capability. A NULL means that the setting of stripe length is not supported at all or not supported at this level of storage element allocation or assignment.

Table 220 - SMI Referenced Properties/Methods for SNIA_StorageCapabilities

Properties	Flags	Requirement	Description & Notes
ParityLayoutDefault		Optional	ParityLayoutDefault describes what the default parity a storage element will have when created or modified using this capability. A NULL means that the setting of the parity is not supported at all or is not supported at this level of storage element allocation or assignment.
UserDataStripeDepthDefault		Optional	UserDataStripeDepthDefault describes what the number of bytes forming a stripe that a storage element will have when created or modified using this capability. A NULL means that the setting of stripe depth is not supported at all or not supported at this level of storage element allocation or assignment.
AvailableDiskType		Optional	Experimental. Enumeration indicating the type of DiskDrives which may be available. (0)Unknown, (1)Other, (2)Hard Disk Drive, (3)Solid State Drive, (4)Hybrid.
AvailableFormFactor		Optional	Experimental. Enumeration indicating the drive physical size which may be available. (0)Unknown, (1)Other, (2)Not Reported, (3)5.25 inch, (4)3.5 inch, (5)2.5 inch, (6)1.8 inch".
AvailablePortType		Optional	Deprecated.
AvailableInterconnectType		Optional	Experimental. Enumeration indicating the type of disk interconnections which may be available. (0)Unknown, (1)other , (2)SAS, (3)SATA, (4)SAS/SATA, (5)FC, (6)SOP.
AvailableInterconnectSpeed		Optional	Experimental. The speed of disk interconnections which are be available. Values are in bits/second.
AvailableRPM		Optional	Experimental. The rotational speed of disk media which are be available. Values are in rotations per minute. SSD devices shall report 0".
EncryptionSupported		Optional	Experimental. This property reflects support of the encryption feature implemented by some disk drives.".
SupportedCompressionRates		Optional	Experimental. SupportedCompressionRates identifies the compression rates that are supported by the implementation, "including '1' (None). If '1' (None) is specified, then no other rate may be identified. If '1' (None) is not specified, then the values recognized are '2' (High), '3' (Medium), '4' (Low) and/or '5' (Implementation Decides).
SupportedDataOrganizations (added)	N	Mandatory	Supported values for SMI-S are "4" (Count Key Data) and anything else (including NULL) for non-CKD volumes. CKD Volumes use "4".
SupportedExtentTypes (added)		Mandatory	Supported values for SMI-S are "2" ("Open"), "3" ("Intermediate") and "4" ("Mainframe"). CKD access is supported for either "3" or "4". Open systems access is supported for either "2" or "3".
CreateSetting()		Conditional	Conditional requirement: Support for StorageConfigurationService. Generate a setting to use as a goal for creating or modifying storage elements.
GetSupportedStripeLengths()		Optional	List the possible discrete stripe lengths supported at this time of this method's execution.
GetSupportedStripeLengthRange()		Optional	List the possible stripe length ranges supported at the time of this method's execution.
GetSupportedParityLayouts()		Optional	List the possible parity layouts supported at the time of this method's execution.
GetSupportedStripeDepths()		Optional	List the possible stripe depths supported at the time of this method's execution.
GetSupportedStripeDepthRange()		Optional	List the possible stripe depth ranges supported at the time of this method's execution.

8.8.51 SNIA_StorageSetting

The SNIA_StorageSetting is subclassed from CIM_StorageSetting and is enhanced to add the DataOrganization, CUIImage, SubsystemID and EmulatedDevice properties. The Properties that are different from what is specified in the Block Services Package have descriptive text. The class definition specializes the CIM_StorageSetting definition in the Block Services profile. Properties or methods not inherited are marked accordingly as '(overridden)' or '(added)' in the left most column.

Created By: Extrinsic: StorageCapabilities.CreateSetting

Modified By: Static

Deleted By: Static

Requirement: Mandatory

Table 221 describes class SNIA_StorageSetting.

Table 221 - SMI Referenced Properties/Methods for SNIA_StorageSetting

Properties	Flags	Requirement	Description & Notes
InstanceID		Mandatory	
ElementName		Mandatory	The user-friendly name for this instance of SettingData. In addition, the user-friendly name can be used as a index property for a search of query. (Note: Name does not have to be unique within a namespace.)
NoSinglePointOfFailure		Mandatory	Indicates the desired value for No Single Point of Failure. Possible values are false = single point of failure, and true = no single point of failure.
DataRedundancyMin		Mandatory	DataRedundancyMin describes the minimum number of complete copies of data to be maintained. Examples would be RAID 5 where 1 copy is maintained and RAID 1 where 2 or more copies are maintained. Possible values are 1 to n.
DataRedundancyMax		Mandatory	DataRedundancyMax describes the maximum number of complete copies of data to be maintained. Examples would be RAID 5 where 1 copy is maintained and RAID 1 where 2 or more copies are maintained. Possible values are 1 to n.
DataRedundancyGoal		Mandatory	
PackageRedundancyMin		Mandatory	PackageRedundancyMin describes the minimum number of spindles or logical devices to be used. Package redundancy describes how many disk spindles or logical devices can fail without data loss including, at most, one spare. Examples would be RAID5 with a Package Redundancy of 1, RAID6 with 2. Possible values are 0 to n.
PackageRedundancyMax		Mandatory	PackageRedundancyMax describes the maximum number of spindles or logical devices to be used. Package redundancy describes how many disk spindles or logical devices can fail without data loss including, at most, one spare. Examples would be RAID5 with a Package Redundancy of 1, RAID6 with 2. Possible values are 0 to n.
PackageRedundancyGoal		Mandatory	
ExtentStripeLength		Optional	ExtentStripeLength describes the desired stripe length goal.
ExtentStripeLengthMin		Optional	ExtentStripeLengthMin describes the minimum acceptable stripe length.
ExtentStripeLengthMax		Optional	ExtentStripeLengthMax describes the maximum acceptable stripe length.
ParityLayout		Optional	ParityLayout describes the desired parity layout. The value may be 1 or 2 (Non-rotated Parity or Rotated Parity).
UserDataStripeDepth		Optional	UserDataStripeDepth describes the desired stripe depth.

Table 221 - SMI Referenced Properties/Methods for SNIA_StorageSetting

Properties	Flags	Requirement	Description & Notes
UserDataStripeDepthMin		Optional	UserDataStripeDepthMin describes the minimum acceptable stripe depth.
UserDataStripeDepthMax		Optional	UserDataStripeDepthMax describes the maximum acceptable stripe depth.
ChangeableType		Mandatory	This property informs a client if the setting can be modified. It also tells the client how long this setting is expected to remain in the model. If the implementation allows it, the client can use the property to request that the setting's existence be not transient.
StorageExtentInitialUsage		Optional	The Usage value to be used when creating a new storage element.
StoragePoolInitialUsage		Optional	The Usage value to be used when creating a new storage pool.
DiskType		Optional	Experimental. Enumeration indicating the type of DiskDrive wanted. (0)Dont care, (1)Other, (2)Hard Disk Drive, (3)Solid State Drive, (4)Hybrid.
InterconnectType		Optional	Experimental. Enumeration indicating the type of disk interconnection wanted.".
InterconnectSpeed		Optional	Experimental. The speed of disk interconnection wanted in bits/second. Value of 0 means dont care.
FormFactor		Optional	Experimental. Enumeration indicating the physical size of drive wanted.".
RPM		Optional	Experimental. The rotational speed of disk media wanted. A value of 0xffffffff means dont care. A value of 0 specifies a SSD drive.
Encryption		Optional	Experimental. This property reflects support of the encryption feature wanted.
PortType		Optional	Experimental.
CompressionRate		Optional	Experimental. CompressionRate Indicates the desired compression for a storage element. The possible values are '1' (None), '2' (High), '3' (Medium), '4' (Low) or '5' (Implementation Decides).
CompressedElement		Optional	Experimental. CompressedElement property indicates whether or not compression of the element is being requested. When set to true, compression is being requested. When set to false, compression is not being requested.
DataOrganization (added)		Mandatory	Supported value for CKD Volumes in SMI-S is "4" (Count Key Data). For non-CKD Volumes the property is either NULL or any value other than "4".
ExtentType (added)		Mandatory	This property specifies extent type for host access. ("1"(=Other), "2"(=Open), "3"(Intermediate), "4"(=Mainframe)).
CUIImage (added)		Conditional	Conditional requirement: Required if StorageSetting.DataOrganization="4". This property is the Node Element Descriptor of the Control Unit Image (this property is required for CKD StorageVolumes). It is not required for LogicalDisks.
SubsystemID (added)		Optional	This property is the Subsystem ID if the array or virtualizer supports Subsystem IDs. If they are supported they would be required on volume creation.
EmulatedDevice (added)		Optional	This string property specifies the specific device (e.g., 3380 or 3390) that is emulated by the volume.

8.8.52 SNIA_StorageVolume

The SNIA_StorageVolume is subclassed from CIM_StorageVolume and enhances that class to add the DataOrganization, CUIImage, SubsystemID and EmulatedDevice properties. Other properties have some unique CKD considerations. The StorageVolume is listed as optional. The Properties that are different

from what is specified in the Block Services Package have descriptive text. The class definition specializes the CIM_StorageVolume definition in the Block Services profile. Properties or methods not inherited are marked accordingly as '(overridden)' or '(added)' in the left most column.

Created By: Static

Modified By: Static

Deleted By: Extrinsic: StorageConfigurationService.ReturnToStoragePool

Requirement: Referenced from either Array or Storage Virtualizer - StorageVolume is mandatory.

Table 222 describes class SNIA_StorageVolume.

Table 222 - SMI Referenced Properties/Methods for SNIA_StorageVolume

Properties	Flags	Requirement	Description & Notes
SystemCreationClassName		Mandatory	
SystemName		Mandatory	
CreationClassName		Mandatory	
DeviceID		Mandatory	Opaque identifier.
ElementName		Optional	User-friendly name.
Name (overridden)	CD	Mandatory	An Identifier for this volume.
OtherIdentifyingInfo	CD	Optional	Additional correlatable names.
IdentifyingDescriptions		Optional	
NameFormat (overridden)		Mandatory	Format for Name property. For CKD Volumes, this shall be set to "12" (NED).
NameNamespace		Mandatory	The namespace that defines uniqueness for the NameFormat.
ExtentStatus		Mandatory	
OperationalStatus		Mandatory	Value shall be 2 3 6 8 15 (OK or Degraded or Error or Starting or Dormant). In addition, the secondary OperationalStatus may be 19 (Relocating) with 2 3 15 (OK or Degraded or Dormant).
BlockSize (overridden)		Mandatory	The BlockSize would report the number of bytes in a cylinder.
NumberOfBlocks (overridden)		Mandatory	The number of blocks would be the number of cylinders.
ConsumableBlocks (overridden)		Mandatory	The number of usable cylinders.
IsBasedOnUnderlyingRedundancy		Mandatory	
NoSinglePointOfFailure		Mandatory	
DataRedundancy		Mandatory	
PackageRedundancy		Mandatory	
DeltaReservation		Mandatory	
Usage		Optional	The specialized usage intended for this element.
OtherUsageDescription		Optional	Set when Usage value is "Other".
ClientSettableUsage		Optional	Lists Usage values that can be set by a client for this element.

Table 222 - SMI Referenced Properties/Methods for SNIA_StorageVolume

Properties	Flags	Requirement	Description & Notes
Primordial		Mandatory	Shall be false.
ExtentDiscriminator		Mandatory	Experimental. This is an array of values that shall contain 'SNIA:Allocated'.
CanDelete		Optional	Experimental. Indicates if the volume is able to be deleted by a client application.
NumExtentsMigrating		Optional	Experimental. The number of Extents in the process of migrating for this storage volume when the volume relocation is on going.
IsCompressed		Optional	Experimental. IsCompressed identifies whether or not compression is being applied to the volume. When set to "true" the data is compressed. When set to "false" the data is not compressed.
CompressionRate		Optional	Experimental. CompressionRate identifies whether or not compression is being applied to the volume and at what rate. The possible values are '1' (None), '2' (High), '3' (Medium) or '4' (Low).
CompressionState		Optional	Experimental. CompressionState indicates whether the compression is '2' (pending), '3' (initializing), '4' (in progress) or '5' (completed). If compression is not supported (CompressionRate='1') for the volume, the CompressionState shall be '1' (Not Applicable).
DataOrganization (added)		Mandatory	Supported value for CKD Storage Volumes in SMI-S is "4" (Count Key Data). For non-CKD volumes the property is either NULL or any value other than "4".
ExtentType (added)		Mandatory	This property specifies extent type for host access. ("1"(=Other), "2"(=Open), "3"(Intermediate), "4"(=Mainframe)).
CUIImage (added)		Conditional	Conditional requirement: Required if StorageVolume.DataOrganization=\4\'. This property is the Node Element Descriptor of the Control Unit Image (this property is required for CKD Volumes).
SubsystemID (added)		Optional	This property is the Subsystem ID if the array or virtualizer supports Subsystem IDs. If they are supported they would be required on volume creation.
EmulatedDevice (added)		Optional	This string property specifies the specific device (e.g., 3380 or 3390) that is emulated by the volume.

EXPERIMENTAL

STABLE
9 Copy Services Subprofile**9.1 Description****9.1.1 Synopsis****Profile Name:** Copy Services (Component Profile)**Version:** 1.5.0**Organization:** SNIA**CIM Schema Version:** 2.23

Table 223 describes the related profiles for Copy Services.

Table 223 - Related Profiles for Copy Services

Profile Name	Organization	Version	Requirement	Description
Block Services	SNIA	1.6.1	Mandatory	
Job Control	SNIA	1.5.0	Optional	

Central Class: N/A

Scoping Class: ComputerSystem

9.1.2 Overview

The Copy Services Subprofile is an optional subprofile for the Array, Virtualization and Volume Manager Profiles.

The subprofile defines a management interface for local mirror management, local snapshot management and clone management.

The subprofile specification uses terminology consistent with the SNIA dictionary of storage networking except for the term clone. A clone is a fully copied replica the same size as the source element created with the intent of becoming an independent element.

Two types of synchronization views are supported. A replica may be synchronized to the current view of the source element or may be synchronized to a point-in-time view. Snapshots and clones always represent a point-in-time view of the source element. A mirror can represent either a current view or a point-in-time view as indicated by the synchronization state property of the association. A provider maintains a stateful view of a source element as long as the source and replica association is maintained. The synchronization view is modeled with a StorageSynchronized association. A client can determine the type and state of the synchronized view by inspecting properties of the association instance.

EXPERIMENTAL

Two copy operation modes are supported -- synchronous and asynchronous. In the synchronous mode, the write operations to the source elements are reflected to the target elements before signalling the host that a write operation is complete. In the asynchronous mode, the host is signaled as soon as the write

operations to the source elements are complete; however, the writes to the target elements may take place at a later time.

EXPERIMENTAL

The subprofile supports two types of storage elements. Replicas can be instances of StorageVolume or LogicalDisk. The source and replica elements shall be the same element type. All of the instance diagrams that follow show StorageVolume replicas but apply equally to LogicalDisk replicas.

A copy service for storage elements deploys some type of copy engine. Copy techniques for storage elements include full background copy, copy-on-write and copy-on-read. Most aspects of copy engines are opaque to clients. A provider may allow the client to manage the copy engine for background copy operations. This optional capability is discussed in 9.6.9.

EXPERIMENTAL

The subprofile includes a variable space consumption model that a provider may use for delta replica elements. Most storage elements receive a fixed allocation of space when the element is created and the consumed space is a contiguous block set. Delta replicas may not receive any space allocation when created and, subsequently, consume space one block at a time as the associated source element is updated. The resulting block set for a delta replica is typically scattered throughout a container element such as a storage pool.

Replication Services supports “copying” thinly provisioned elements. Unlike fully provisioned elements, a thinly provisioned element has fewer actual allocated storage blocks than the advertised capacity of the element.

The Replication Service generally relies on the implementation’s copy engine to perform the actual copy operations. However, the profile can expose the “copy methodology” if that information is available.

EXPERIMENTAL

9.1.3 Copy Services Discovery

The extrinsic methods invoked to create and manage replicas are defined in the StorageConfigurationService class shown in Figure 48.

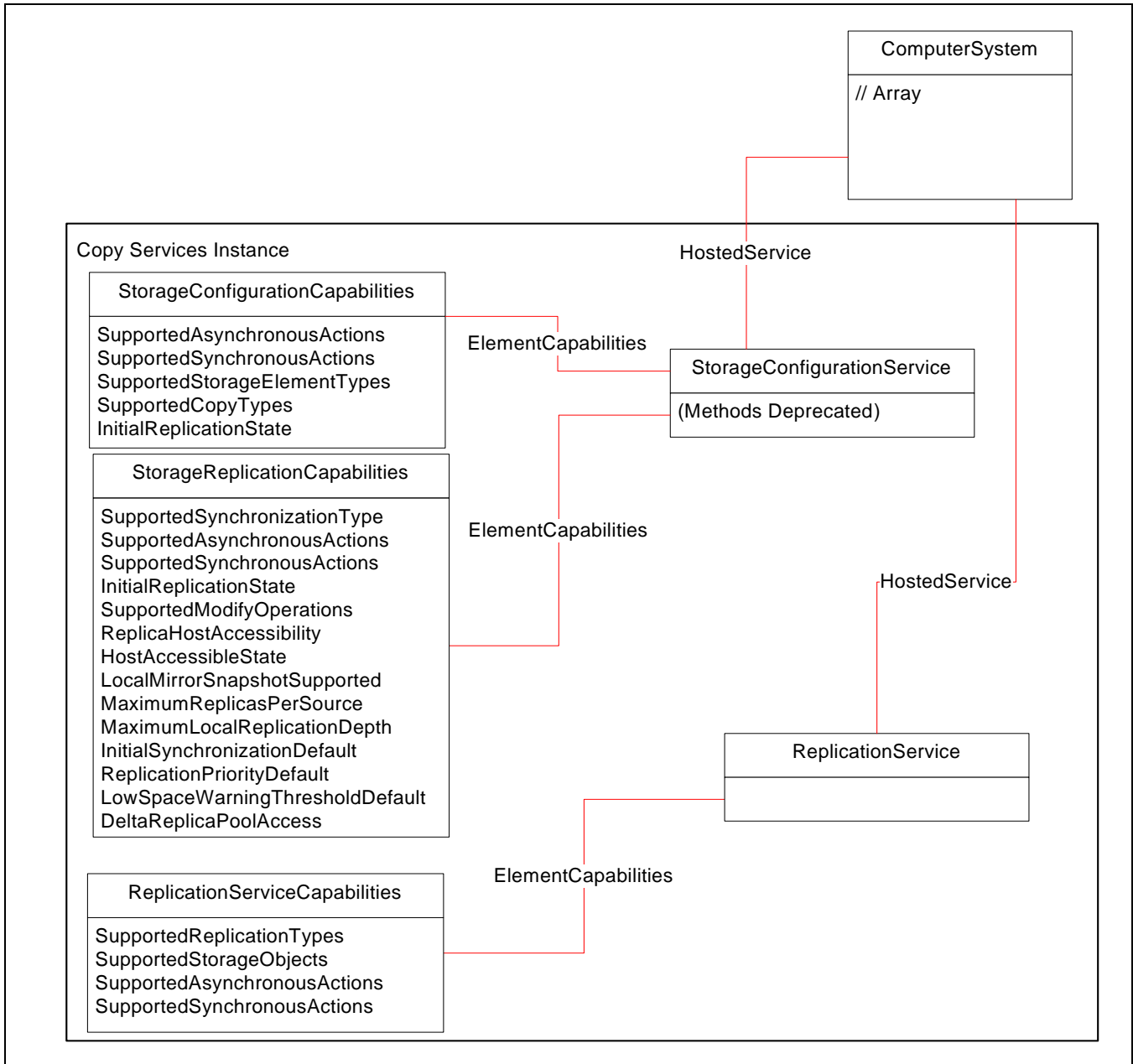


Figure 48 - Copy Services Discovery

EXPERIMENTAL

The single instance of the class ReplicationService and its methods provide the mechanism for creating and managing replicas.

Replication Services relies on the Block Services Package for storage pool manipulations and capacity related indications.

EXPERIMENTAL

9.1.4 Copy Services Capabilities

The Copy Services Subprofile enables a provider to deploy all of the modeled replication capabilities in a single service instance. For example, one service instance may support local mirrors and delta snapshots. A client discovers and analyzes each of these capabilities as shown in Figure 48: "Copy Services Discovery".

EXPERIMENTAL

The StorageConfigurationService methods for performing copy functions are being deprecated, but the StorageConfigurationCapabilities and ReplicationServiceCapabilities are not being deprecated. The newer methods for performing copy functions are in the ReplicationService, which has its own Capabilities class. Both the StorageConfigurationCapabilities and the ReplicationServiceCapabilities would be associated to the StorageConfigurationService. This section discusses both sets of capabilities and how they relate.

EXPERIMENTAL

9.1.4.1 Replication Policy

A provider exposes an instance of StorageReplicationCapabilities for each replication capabilities supported. The CopyType property as defined in CIM_StorageSynchronized describes the replication policies supported by the subprofile.

Async: Create and maintain an asynchronous mirror copy of the source.

Sync: Create and maintain a synchronous mirror copy of the source. Writes done to the source element are reflected to the mirror before signalling the host that the write is complete. Used to maintain a copy requiring guaranteed consistency during a recovery operation.

UnSyncAssoc: Creates an unsynchronized copy associated to the source element. This type of copy is called a "snapshot" and represents a point-in-time image of the source element. Separate instances of StorageReplicationCapabilities may be defined for full size snapshots and delta snapshots corresponding to this CopyType value.

UnSyncUnAssoc: Creates an unsynchronized clone of the source element and does not maintain the source association after completing the copy operation.

EXPERIMENTAL

In addition, an implementation may specify SyncTypes to describe the replication policy supported by the profile. The following SyncTypes are defined:

Mirror: Creates and maintains a synchronized mirror copy of the source. Writes done to the source element are reflected to the target element. The target element remains dependent on the source element.

Snapshot: Creates a point-in-time, virtual image of the source element. The target element remains dependent on the source element. Snapshots are commonly known as delta replicas and contain incrementally changed data as well as the pointers to the unchanged source element data.

Clone: Creates a point-in-time, independent, copy of the source element.

Synchronized replication indicates that updates to a source element are reflected to the target element. The mode determines whether the target element is updated immediately, in the case of synchronous mode, or some time later, in the case of asynchronous mode.

Table 224 compares the SyncTypes and the relationships between the source and target elements. It is a quick reference for the clients to determine the appropriate SyncType for the intended target results.

Table 224 - Comparing SyncTypes

SyncType	Relation of Target to Source	Updates to Source Reflected to Target	Target is Point-In-Time Copy	Target is self-contained	Target is Virtual copy of Source	Target's space consumption
Mirror	Dependent	Yes	No	Yes-after Split/Detach	No	Same as source
Snapshot	Dependent	No	Yes	No	Yes	Much less than source
Clone	Independent	No	Yes	Yes	No	Same as source

With respect to "Relation of Target to Source," Dependent indicates the target element must remain associated with the source element; Independent indicates the target element can exist without the source element.

9.1.4.2 Modes

The mode controls when the write operations are performed. The following modes are defined:

Synchronous: The writer waits until the write operations are committed to both the source and target elements; or to both the source element and a target related entity, such as pointer tables.

Asynchronous: The writer waits until the write operations are committed to the source elements only. In this mode, there can be a delay before the write operations are committed to the target elements.

9.1.4.3 Alignment of SupportedSynchronizationType and SupportedReplicationType

The values for SupportedSynchronizationType (in StorageReplicationCapabilities) and SupportedReplicationType (in ReplicationServiceCapabilities) should be aligned with each other. Table 225 the alignment of these properties.

Table 225 - Alignment of SupportedSynchronizationType and SupportedReplicationType

Supported ReplicationType	Supported Synchronization Type	Notes
Synchronous Mirror Local	Sync	If an implementation supports the "Sync" SupportedSynchronizationType, then it should report that it supports a "Synchronous Mirror Local" SupportedReplicationType
Asynchronous Mirror Local	Async	If an implementation supports the "Async" SupportedSynchronizationType, then it should report that it supports a "Asynchronous Mirror Local" SupportedReplicationType

Table 225 - Alignment of SupportedSynchronizationType and SupportedReplicationType

Supported ReplicationType	Supported Synchronization Type	Notes
Synchronous Snapshot Local	UnsyncAssoc - Full	If an implementation supports the "UnsyncAssoc - Full" SupportedSynchronizationType, then it may report that it supports a "Synchronous Snapshot Local" SupportedReplicationType.
	UnsyncAssoc - Delta	If an implementation supports the "UnsyncAssoc - Delta" SupportedSynchronizationType, then it may report that it supports a "Synchronous Snapshot Local" SupportedReplicationType
Asynchronous Snapshot Local	UnsyncAssoc - Full	If an implementation supports the "UnsyncAssoc - Full" SupportedSynchronizationType, then it may report that it supports a "Asynchronous Snapshot Local" SupportedReplicationType
	UnsyncAssoc - Delta	If an implementation supports the "UnsyncAssoc - Delta" SupportedSynchronizationType, then it may report that it supports a "Asynchronous Snapshot Local" SupportedReplicationType
Synchronous Clone Local	UnsyncUnassoc	If an implementation supports the "UnsyncUnassoc" SupportedSynchronizationType, then it may report that it supports a "Synchronous Clone Local" SupportedReplicationType
Asynchronous Clone Local		If an implementation supports the "UnsyncUnassoc" SupportedSynchronizationType, then it may report that it supports a "Asynchronous Clone Local" SupportedReplicationType

EXPERIMENTAL

9.1.4.4 Other Capabilities

The StorageReplicationCapabilities class defines informational properties with un-modifiable values that guide a client using the various capabilities of the service. For example:

- Instance 1 defines the capability to create local mirrors. SupportedSynchronizationType is set to a value of "Sync" and the AttachReplica method is the only method supported for mirror creation. The InitialReplicationState is "Synchronized".
- Instance 2 defines the capability to create snapshots. SupportedSynchronizationType is set to a value of "UnSyncAssoc - Delta" and the CreateReplica method is the only method supported for snapshot creation. The InitialReplicationState is "Idle".

Further details concerning discovery and the use of capability properties are included in 9.6 "Client Considerations and Recipes".

9.1.5 Replication modeling

Figure 49: "Local Replica" shows the basic model of a local replica.

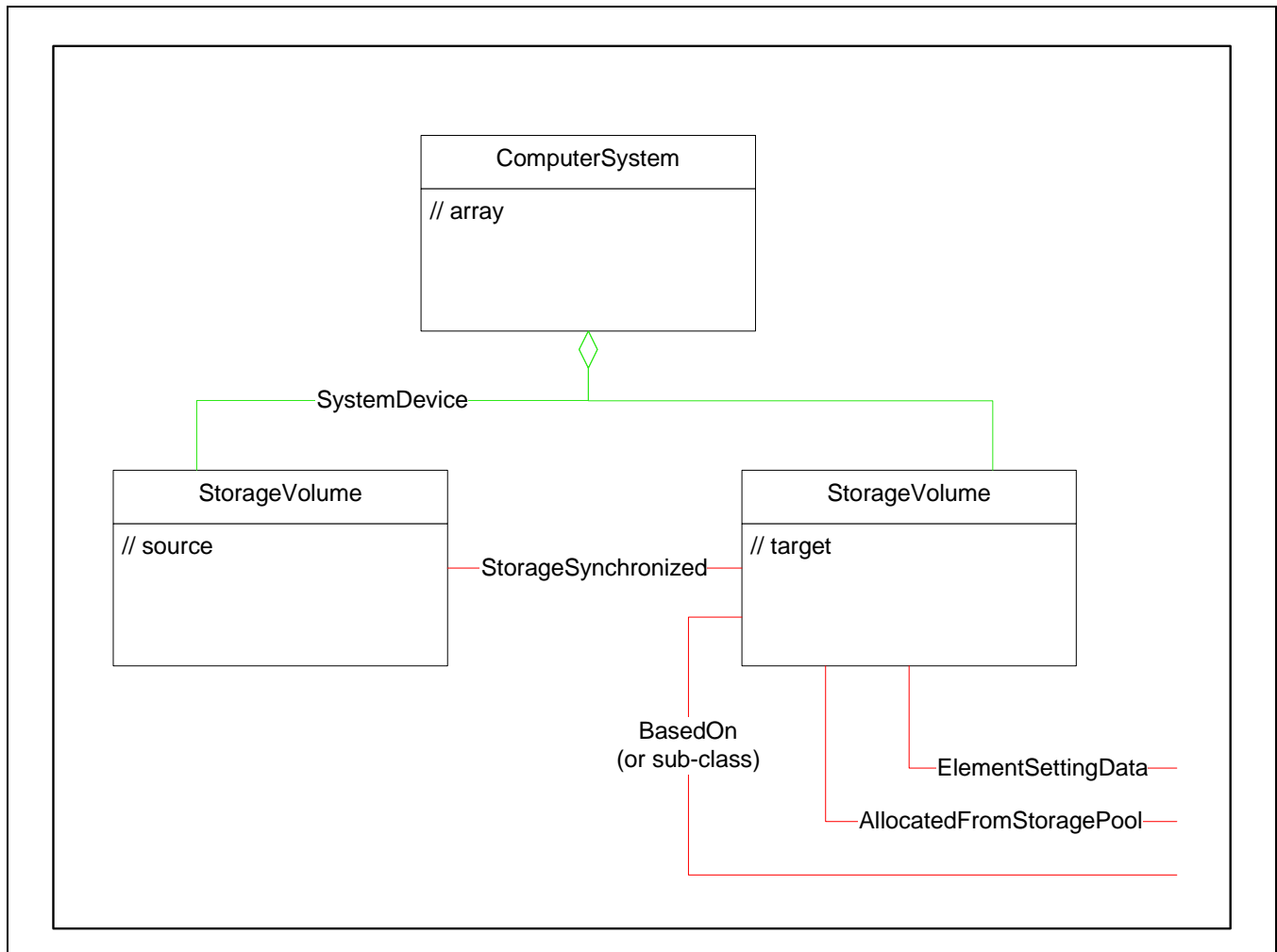


Figure 49 - Local Replica

A local replica is created by invoking either the CreateReplica or the AttachReplica extrinsic methods. CreateReplica creates a new storage element in a storage pool. AttachReplica transforms an existing, independent storage element into a replica. The new replica is the same element type as the source element. Several associations are implicitly created for all replica elements. A StorageSynchronized association shall be created if the new replica remains associated with its source element. A SystemDevice association shall be created or shall already exist. An AllocatedFromStoragePool association shall be created or shall already exist. An ElementSettingData association with an instance of StorageSetting is created or shall already exist for the replica element. An optional BasedOn association may exist if AttachReplica is invoked to transform an existing element into an associated replica.

EXPERIMENTAL

The CreateReplica method allows a client to delegate the selection of a target element location and settings to the invoked provider. The client selects a source element for the replication operation and may optionally choose to supply a storage pool location and storage settings or to let the provider make the choices. The AttachReplica method allows a client to completely manage the source/target replication

pairing. The client creates a new target element or selects an existing element to be used as the target. Once the target element is prepared, the client invokes the AttachReplica method and the provider pairs the source and target elements selected by the client. All providers shall support at least one of these two methods.

EXPERIMENTAL

9.1.5.1 Multiple Replicas

The subprofile supports both multiple replicas per associated source element and multi-level replication. Properties in StorageReplicationCapabilities allow the provider to indicate the maximum number of replicas for one source element and the maximum depth for multi-level replication. Figure 50: "Multi-Level Local Replication" show the basic model for local multi-level replication.

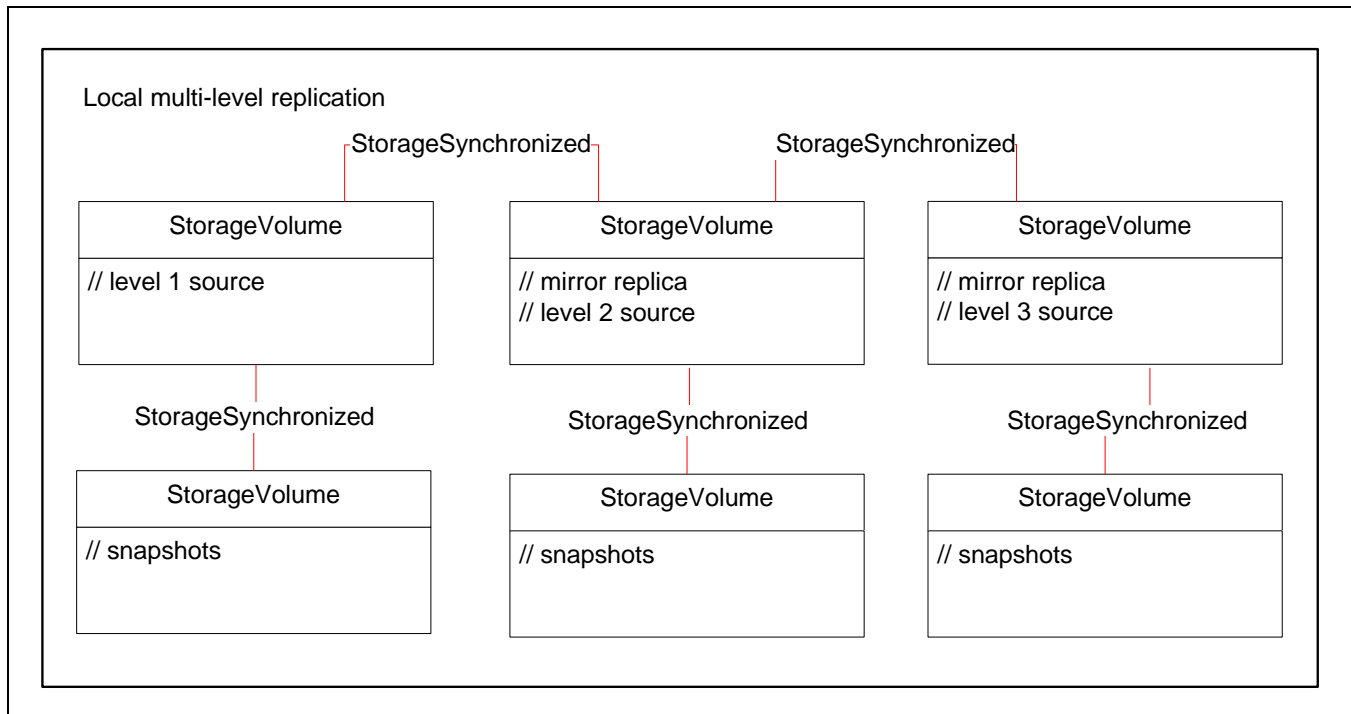


Figure 50 - Multi-Level Local Replication

EXPERIMENTAL

If an implementation supports multi-hop replication, the supported features (obtained via the GetSupportedFeatures method) will indicate "Multi-hop element replication". Furthermore, the implementation may need to know that the client is planning to add additional hops in subsequent operations. In this case, the replication capabilities would indicate "Multi-hop requires advance notice". In response to this capability, the client in creating the first replica, must set the property ReplicationSettingData.Multihop appropriately; see 9.7 "CIM Elements" for details on Multihop specification. The capabilities method GetSupportedMaximum indicates the maximum number of hops supported by the implementation.

EXPERIMENTAL

9.1.5.2 Snapshots

Snapshots are created using CopyType “UnSyncAssoc” when either the CreateReplica or AttachReplica extrinsic method is invoked. Snapshots may be created as full replicas or delta replicas. A provider supporting delta replicas may enable several optional capabilities used with the variable space consumption model described in 9.6 "Client Considerations and Recipes". A client uses these capabilities to ensure sufficient but not excessive availability of space for groups of delta replicas. Action can be taken by a client to prevent failure of delta replica elements caused by lack of consumable space.

Figure 51: "Multiple Snapshots Per Source Element" shows the basic model of snapshots created as delta replicas.

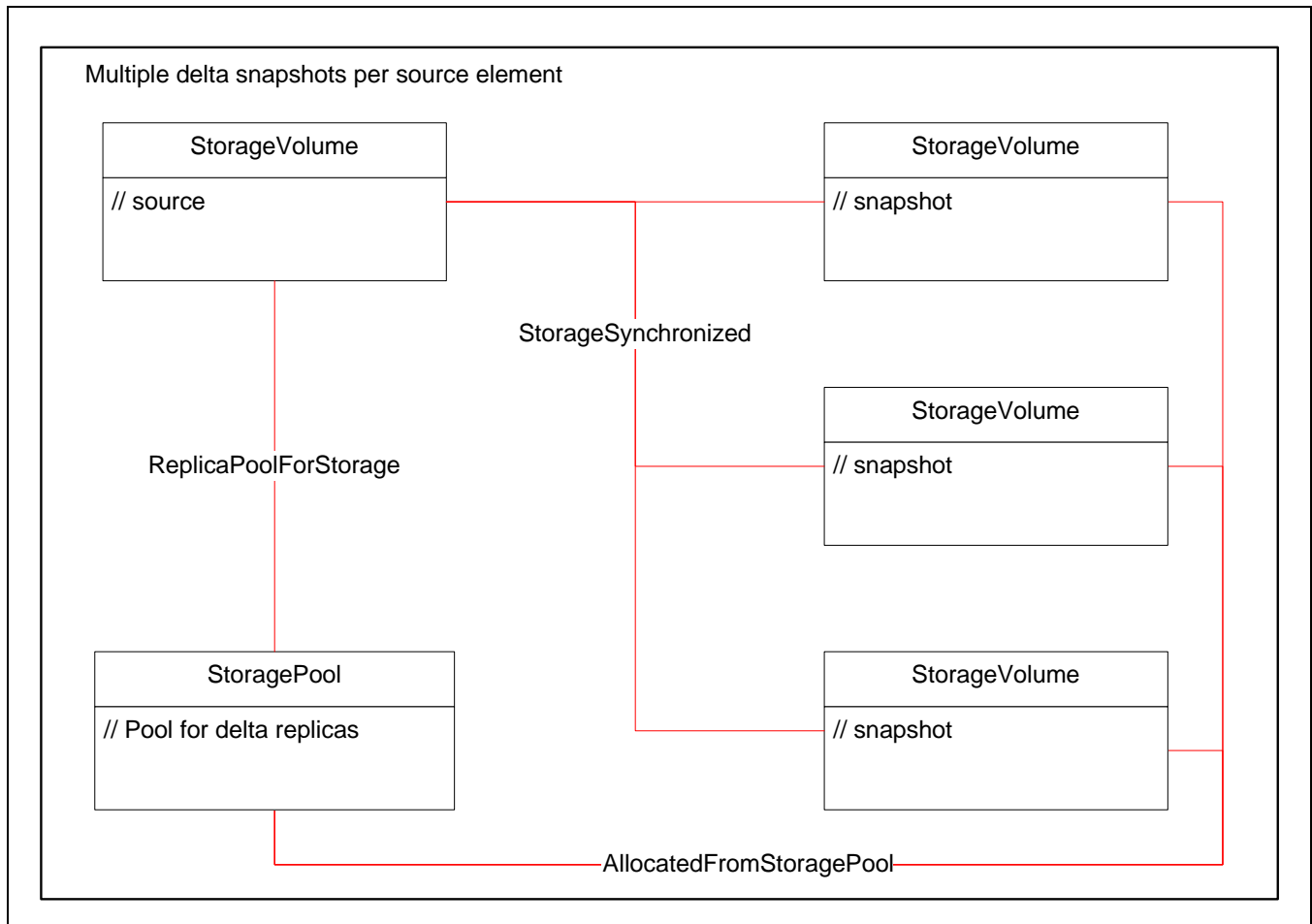


Figure 51 - Multiple Snapshots Per Source Element

9.1.6 Associations

Copy Services utilizes associations.

9.1.6.1 StorageSynchronized Association

This association relates the individual source and target elements. The association's property SyncState indicates the current state of the association. Some possible values of SyncState are Initialized or Synchronized.

In addition to the SyncState, there are a number of other properties on the StorageSynchronized Association. These include:

- WhenSynced: This is the date/time of the creation of a point in time copy.
- SyncMaintained: This indicates whether synchronization is maintained.
- CopyType: This defines the type of (copy) association between source and target.
- ReplicaType: This is an informational property describing the type of replication.

EXPERIMENTAL

- CopyPriority: Priority of copy engine I/O relative to host I/O.

In addition, there are a number of other properties that are being added to the StorageSynchronized Association. These include:

- WhenEstablished: Specifies when the association was established.
- WhenActivated: Specifies when the association was activated.
- WhenSuspended: Specifies when the association was suspended.
- SyncType: Type of association between source and target elements.
- Mode: Specifies when target elements are updated.
- RequestedCopyState: Indicates the last requested or desired state for the association.
- CopyState: indicates the current state of the association.
- ProgressStatus: Status of association between source and target groups.
- PercentSynced: Specifies the percent of the work completed to reach synchronization.

9.1.6.1.1 Alignment of StorageSynchronized Properties

The SyncType and mode properties and the CopyType property are related and their values should be aligned as shown in Table 226.

Table 226 - Alignment of SyncType/Mode and CopyType

SyncType / Mode	CopyType	Notes
Mirror / Asynchronous	Async	If an implementation reports SyncType="Mirror" and Mode="Asynchronous", then it should report CopyType="Async".
Mirror / Synchronous	Sync	If an implementation reports SyncType="Mirror" and Mode="Synchronous", then it should report CopyType="Sync".
Snapshot / Synchronous	UnsyncAssoc	If an implementation reports SyncType="Snapshot" and Mode="Synchronous" or Mode="Asynchronous", then it should report CopyType="UnsyncAssoc".
Snapshot / Asynchronous		
Clone / Synchronous	UnsyncUnAssoc	If an implementation reports SyncType="Clone" and Mode="Synchronous" or Mode="Asynchronous", then it should report CopyType="UnsyncUnAssoc".
Clone / Asynchronous		

The CopyState and ProgressStatus and SyncState properties are related and their values should be aligned as shown in Table 227:

Table 227 - Alignment of CopyState and SyncState

CopyState / ProgressStatus	SyncState	Notes
Initialized / Completed	Initialized	If an implementation reports CopyState="Initialized" and ProgressStatus="Completed", then it should report SyncState="Initialized".
Initialized / Preparing	Prepare In Progress	If an implementation reports CopyState="Initialized" and ProgressStatus="Preparing", then it should report SyncState="Prepare In Progress".
Prepared / Completed	Prepared	If an implementation reports CopyState="Prepared" and ProgressStatus="Completed", then it should report SyncState="Prepared".
Unsynchronized / Synchronizing	ResyncInProgress	If an implementation reports CopyState="Unsynchronized" and ProgressStatus="Synchronizing", then it should report SyncState="ResyncInProgress".
Synchronized / Completed	Synchronized or Frozen	If an implementation reports CopyState="Synchronized" and ProgressStatus="Completed", then it should report SyncState="Synchronized" or SyncState="Frozen".
Initialized / Completed	PrepareInProgress	If an implementation reports CopyState="Initialized" and ProgressStatus="Completed", then it should report SyncState="PrepareInProgress".
Prepared / Completed	Prepared	If an implementation reports CopyState="Prepared" and ProgressStatus="Completed", then it should report SyncState="Prepared".
Prepared / Synchronizing	ResyncInProgress	If an implementation reports CopyState="Prepared" and ProgressStatus="Synchronizing", then it should report SyncState="ResyncInProgress".
Unsynchronized / Suspending	Quiesce In Progress	If an implementation reports CopyState="Unsynchronized" and ProgressStatus="Suspending", then it should report SyncState="Quiesce In Progress".
Unsynchronized / Dormant	Quiesce In Progress	If an implementation reports CopyState="Unsynchronized" and ProgressStatus="Dormant", then it should report SyncState="Quiesce In Progress".
Synchronized / Completed	Synchronized	For mirrors, if an implementation reports CopyState="Synchronized" and ProgressStatus="Completed", then it should report SyncState="Synchronized".
Synchronized / Completed	Idle	For snapshots, if an implementation reports CopyState="Synchronized" and ProgressStatus="Completed", then it should report SyncState="Idle" or SyncState="Synchronized". See Notes.
Synchronized / Suspending	Quiesce In Progress	If an implementation reports CopyState="Synchronized" and ProgressStatus="Suspending", then it should report SyncState="Quiesce In Progress".
Synchronized / Fracturing	Fracture In Progress	If an implementation reports CopyState="Synchronized" and ProgressStatus="Fracturing", then it should report SyncState="Fracture In Progress".
Synchronized / Splitting	Fracture In Progress	If an implementation reports CopyState="Synchronized" and ProgressStatus="Splitting", then it should report SyncState="Fracture In Progress".
Synchronized / Failing Over	RestoreInProgress	If an implementation reports CopyState="Synchronized" and ProgressStatus="Failing Over", then it should report SyncState="RestoreInProgress".

Table 227 - Alignment of CopyState and SyncState

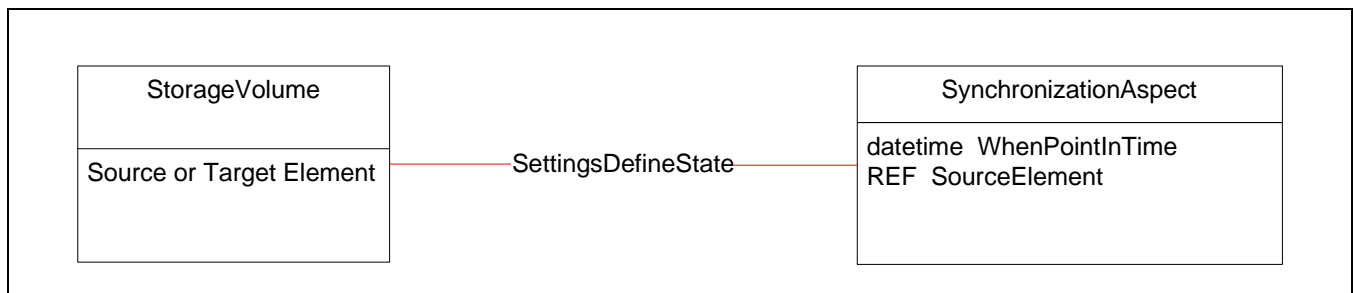
CopyState / ProgressStatus	SyncState	Notes
Synchronized / Dormant	Quiesce In Progress	If an implementation reports CopyState="Synchronized" and ProgressStatus="Dormant", then it should report SyncState="Quiesce In Progress".
Synchronized / Initializing	Initialized	If an implementation reports CopyState="Synchronized" and ProgressStatus="Initializing", then it should report SyncState="Initialized".
Fractured / Completed	Fractured	If an implementation reports CopyState="Fractured" and ProgressStatus="Completed", then it should report SyncState="Fractured".
Fractured / Resyncing	ResyncInProgress	If an implementation reports CopyState="Fractured" and ProgressStatus="Resyncing", then it should report SyncState="ResyncInProgress".
Split / Completed	Fractured	If an implementation reports CopyState="Split" and ProgressStatus="Completed", then it should report SyncState="Fractured".
Split / Resyncing	ResyncInProgress	If an implementation reports CopyState="Split" and ProgressStatus="Resyncing", then it should report SyncState="ResyncInProgress".
Suspended / Completed	Quiesced	If an implementation reports CopyState="Initialized" and ProgressStatus="Completed", then it should report SyncState="Quiesced".
Suspended / Resyncing	ResyncInProgress	If an implementation reports CopyState="Suspended" and ProgressStatus="Resyncing", then it should report SyncState="ResyncInProgress".
Broken / Not Applicable	Broken	If an implementation reports CopyState="Broken" and ProgressStatus="Not Applicable", then it should report SyncState="Broken".
Inactive / Completed	Quiesced	For mirrors, if an implementation reports CopyState="Inactive" and ProgressStatus="Completed", then it should report SyncState="Quiesced".
Inactive / Completed	Idle	For snapshots, if an implementation reports CopyState="Inactive" and ProgressStatus="Completed", then it should report SyncState="Idle".
Inactive / Resyncing	ResyncInProgress	If an implementation reports CopyState="Inactive" and ProgressStatus="Resyncing", then it should report SyncState="ResyncInProgress".
Aborted / Completed	Quiesced	For mirrors, if an implementation reports CopyState="Aborted" and ProgressStatus="Completed", then it should report SyncState="Quiesced".
Aborted / Completed	Idle	For snapshots, if an implementation reports CopyState="Aborted" and ProgressStatus="Completed", then it should report SyncState="Idle".
Failedover / Completed	Fractured	For mirrors, if an implementation reports CopyState="Failedover" and ProgressStatus="Completed", then it should report SyncState="Fractured".
Failedover / Completed	Frozen	For snapshots, if an implementation reports CopyState="Failedover" and ProgressStatus="Completed", then it should report SyncState="Frozen".
Synchronized / Failing back	RestoreInProgress	If an implementation reports CopyState="Synchronized" and ProgressStatus="Failing back", then it should report SyncState="RestoreInProgress".
Skewed / Completed	Initialized	If an implementation reports CopyState="Skewed" and ProgressStatus="Completed", then it should report SyncState="Initialized".
Skewed / Resyncing	ResyncInProgress	If an implementation reports CopyState="Skewed" and ProgressStatus="Resyncing", then it should report SyncState="ResyncInProgress".

Notes:

- 1) SyncState will have a value of 0 when there is no direct mapping between CopyState/ProgressStatus.
- 2) It is possible to map a combination of CopyState/ProgressStatus to more than one possible SyncStates – for example, SyncState="Idle" or SyncState="Synchronized". In such cases, clients should check for both possible values.

9.1.6.2 SettingsDefineState Association

The SettingsDefineState associates an element (e.g., a StorageVolume) to a SynchronizationAspect. An instance of SynchronizationAspect includes properties for the date and time of the point-in-time copy and a reference to the source element (see Figure 52). The association is particularly useful for Clones (targets) and Snapshots (source) that do not have a StorageSynchronized association to another storage element. In the case of Clones, the StorageSynchronized association is removed (generally, following the provider's restart) after the copy operation completes. As for Snapshots, it is possible to create a point-in-time snapshot copy of an element, or a group of elements, without having a target element (using the method CreateSynchronizationAspect). In this mode, the target elements are added at a later time (using the method ModifySettingsDefineState).

**Figure 52 - SettingsDefineState Association**

SettingsDefineState may also be applied to Mirror targets; as such, the property SynchronizationAspect.WhenPointInTime would have the date and time of when the mirror relationship was fractured (or split).

In all cases, the SettingsDefineState association may not persist across the provider's restarts. Furthermore, an instance of a SynchronizationAspect shall be removed if the SourceElement is deleted.

Figure 53 is an instance diagram for a clone target element and its associated SynchronizationAspect instance. Once the clone target element becomes synchronized, the StorageSynchronized association is removed and the property SynchronizationAspect.SyncState has a value of "Operation Completed."

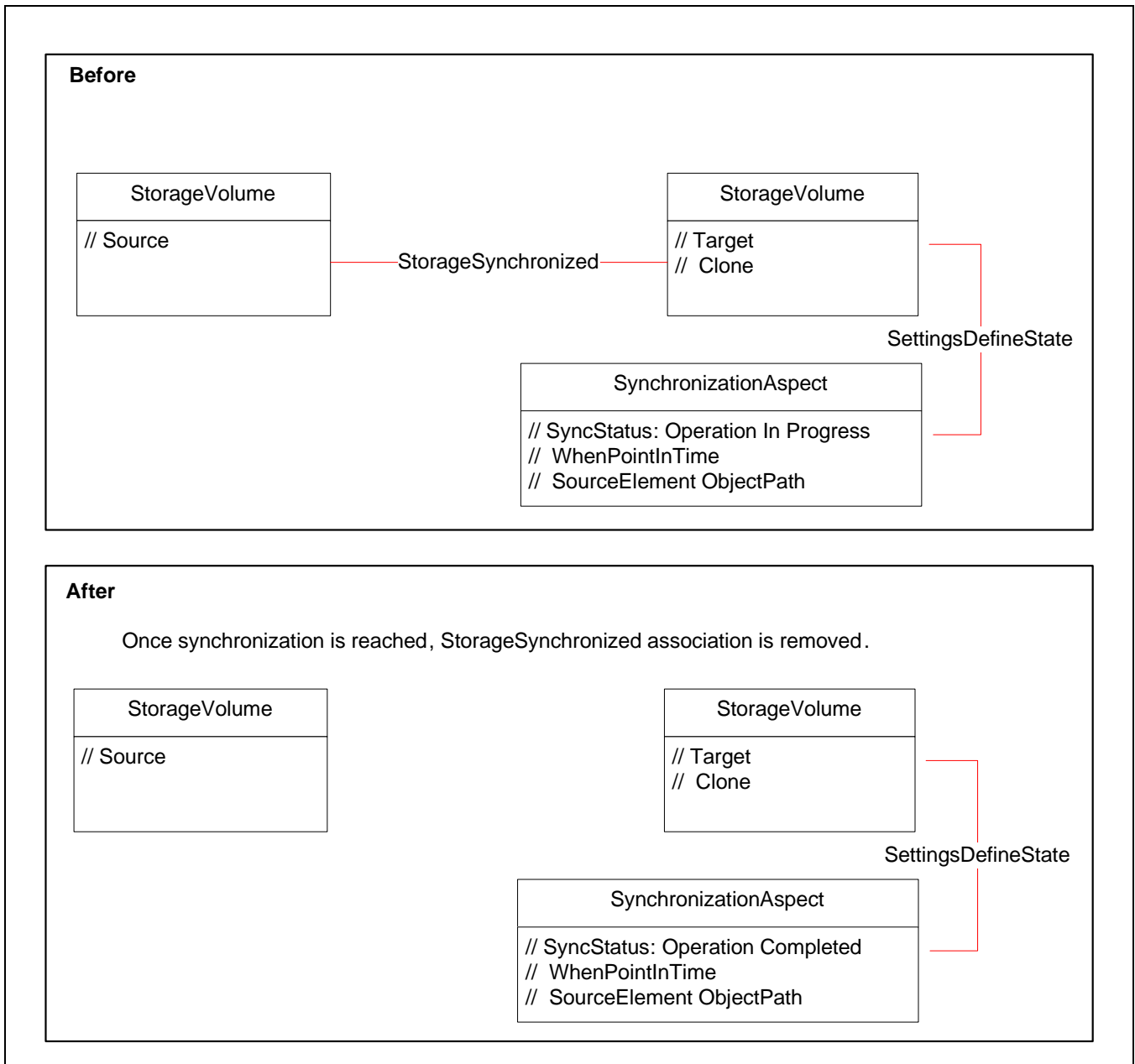


Figure 53 - SynchronizationAspect Instance

EXPERIMENTAL

9.1.7 Durable Names and Correlatable IDs of the Profile

This is not applicable to local copy services. Normal Block Services Correlatable IDs apply for volumes (or logical disks) managed by Copy Services.

9.1.8 Accessibility to Created Elements

DEPRECATED

9.1.8.1 Using StorageConfigurationService Methods

The subprofile recommends that method providers for replica creation methods make all replica elements and associations accessible when the method response is returned to the client. This includes the case when the provider returns “job started” to the client. This allows the client to immediately monitor and manage the replica, new associations to the replica and new associated elements.

If the provider returns “job completed”, all new elements and associations shall be accessible. If “job started” is returned, new elements may not be immediately accessible. There are two cases the provider should consider:

Case 1: a new element and new associations are created (CreateReplica).

If the provider returns a reference to the new element as a method output parameter, all new associations shall also be accessible and AffectedJobElement shall now reference the new element for the returned job reference. No instance creation indications need to be generated. If the provider does not return a reference to the new element, an instance creation indication shall be generated when the new element is accessible. When the job completes successfully, AffectedJobElement shall reference the new element. The new element and all new associations shall be accessible when the instance creation indication is generated or the job completes successfully, whichever occurs first. Instance creation indications are not generated for new associations.

Case 2: a new association is created for an existing element (AttachReplica).

If the provider returns “job started”, AffectedJobElement already references the existing element and the client may attempt to access the new StorageSynchronized association. If the new association is not accessible, an instance creation indication for StorageSynchronized shall be generated when the association is accessible. The new association shall be accessible when the instance creation indication is generated or the job completes successfully, whichever occurs first.

For both cases, at the time an element or association is accessible to the client, all manageable element and association properties have valid values.

DEPRECATED

EXPERIMENTAL

9.1.8.2 Using ReplicationService Methods

Not defined in this version of the standard.

EXPERIMENTAL

9.1.9 Completion of Long Operations

DEPRECATED

9.1.9.1 Using StorageConfigurationService Methods

The subprofile supports three ways of indicating the completion of long running operations when a replica element is created or modified. This does not apply to a detach operation.

Option 1:

- 1) Provider returns “job completed” status.
- 2) SyncState value set to “... In Progress”.
- 3) Instance modification or instance deletion indication when SyncState value changes to final, steady state.

Option 2:

- 1) Provider returns “job started” status and REF to replica element.
- 2) SyncState value set to “... In Progress”.
- 3) Instance modification or instance deletion indication when SyncState value changes to final, steady state.
- 4) Instance modification when ConcreteJob ends.

Option 3:

- 1) Provider returns “job started” status but no REF to replica element.
- 2) Instance creation indication for StorageSynchronized when element is available. May indicate “... In Progress” state or final state.
- 3) Instance modification or instance deletion indication when SyncState value changes to final, steady state.
- 4) Instance modification when ConcreteJob ends.

Options 2 and 3 based on job control allow a provider to indicate “percent complete” for long operations and report job failure information with an instance of Error.

Any option may be selected for un-associated replicas if the provider creates a temporary instance of StorageSynchronized that is implicitly deleted when the replica is finished. If a temporary instance is not created, then only options 2 and 3 may be selected and steps 2 and 3 are bypassed.

The ModifySynchronization detach operation and the ReturnToStoragePool method cause element and association deletion. There are two ways to indicate completion of long delete operations.

Option 1:

Provider returns “job completed”. All affected elements and associations are no longer accessible. No instance deletion indications should be generated.

Option 2:

- 1) Provider returns “job started” status. Client assumes elements and associations are no longer accessible.
- 2) An instance deletion indication is generated for StorageSynchronized for a detach operation or for a replica element for a ReturnToStoragePool invocation. The element is successfully deleted when either job completion occurs or the instance deletion indication is generated, whichever occurs first.

DEPRECATED

EXPERIMENTAL

9.1.9.2 Using ReplicationService Methods

There are two ways of indicating the completion of long running operations when a replica element is created or modified:

Option 1: Generally, the long running operations are performed under the control of a job. The client can monitor the progress of the job by polling the job's status and percent complete, or by subscribing to job related indications.

Option 2: Subscribe to receive to indications when the CopyState of StorageSynchronized changes.

Clients may utilize both options simultaneously. To avoid receiving many indications, it is recommended for the clients to utilize indication queries that are constrained by the object path of the appropriate replication association.

If replication operation was specified with a WaitForCopyState parameter, the job "waits" until at least the CopyState is reached, at which point the job considers the operation complete. However, depending on the specified WaitForCopyState, the copy engine may continue until a steady state is achieved. For example, in the Figure 56, Inactive and Synchronized states are considered steady states; whereas Initialized and Unsynchronized are transient states.

EXPERIMENTAL

9.1.10 State Management For Associated Replicas

Both mirror and snapshot replicas maintain stateful associations with source elements. The SyncState property of a StorageSynchronized association identifies the state. All providers shall support the deprecated ModifySynchronization extrinsic method that allows a client to manage the synchronization state of an associated replica unless a provider only allows unassociated replicas. All of the modify operations supported by the subprofile are classified as mandatory, optional or not supported by type of replica. Mirror replicas are the only type of replica created for CopyType values "Sync" and "Async". Snapshot replicas are the only type of replica created for CopyType value "UnSyncAssoc". Table 228 shows the classification.

Table 228 - Synchronization Operation Support Requirements

ModifySynchronization Operation	Mirror Replicas	Snapshot Replicas
Detach	Mandatory	Optional
Resync	Mandatory	Mandatory
Fracture	Mandatory	Not supported
Quiesce	Optional	Optional
Unquiesce	Optional	Not supported
Prepare	Optional	Optional
Unprepare	Optional	Optional
Restore	Optional	Optional
Start Copy	Not supported	Optional
Stop Copy	Not Supported	Optional

Table 228 - Synchronization Operation Support Requirements (Continued)

ModifySynchronization Operation	Mirror Replicas	Snapshot Replicas
Reset To Sync	Optional	Not supported
Reset To Async	Optional	Not supported

All instances of StorageReplicationCapabilities shall indicate all mandatory operations plus all supported optional operations in the value list assigned to the SupportedModifyOperations[] property. Undeployed optional operations should be implemented as a stubbed “no operation” to ensure backward compatibility with earlier versions of the subprofile. Modify operations perform the following actions:

Resync: Causes a fractured mirror replica to change from a point-in-time (PIT) view to a synchronized mirror replica representing the current view of the source element. The provider can execute a full or incremental copy as needed to realize a synchronized state. Causes a snapshot to be restarted as a new PIT image with a new value assigned to WhenSynced. May release all space previously consumed by the snapshot.

Fracture: Splits a synchronized mirror replica from its source element, changing the replica from a current view of the source element to a PIT view.

Restore: Copies a fractured mirror or a snapshot to the source element. At the completion of the restore operation, the source and replica represent the same PIT view. The Restore operation for each supported CopyType can be implemented as an incremental restore or a full restore based on the capabilities of the provider.

Detach: Removes the association between the source and replica elements. The StorageSynchronized association is deleted. If the replica is still a valid PIT image, the provider sets OperationalStatus to “OK”. If not a valid image but the storage element can be reused, the provider sets OperationalStatus to “Error”. A Detach operation does not delete the replica element. A client should invoke ReturnToStoragePool if the element is to be deleted following the Detach operation.

Start Copy: Starts a background copy operation for a snapshot replica. At the completion of the copy operation, the snapshot enters “Frozen” state.

Stop Copy: Stops a background copy operation for a snapshot replica. The snapshot state changes from “Copy In Progress” to “Idle”.

Quiesce/Unquiesce: This operation has optional, vendor-specific behavior for mirror replicas that is opaque to clients. The Quiesce operation stops the copy engine for snapshots and the snapshot no longer consumes space. A snapshot is no longer a valid PIT image if the source element is updated after the snapshot enters “Quiesced” state.

Prepare/Unprepare: This operation has optional, vendor-specific behavior for all replica types that may also depend on the entry state. A prepare operation typically starts a copy engine if entered from “Initialized” state.

Reset To Sync: Changes the CopyType value of a mirror replica from “Async” to “Sync”.

Reset To Async: Changes the CopyType value of a mirror replica from “Sync” to “Async”.

This information is summarized in Table 229.

Table 229 - SyncState Values

Synchronization State (SyncState value)	Mirror Replicas	Snapshot Replicas	Required ModifySynchronization Operations For Optional States
Initialized	Optional	Optional	Prepare
Prepare In Progress	Optional	Optional	
Prepared	Optional	Optional	Unprepare
Resync In Progress	Mandatory	Mandatory	
Synchronized	Mandatory	Not specified	
Idle	Not specified	Mandatory	
Quiesce In Progress	Optional	Optional	Quiesce
Quiesced	Optional	Optional	Quiesce
Fracture In Progress	Mandatory	Not specified	
Fractured	Mandatory	Not specified	
Copy In Progress	Not specified	Optional	Start Copy
Frozen	Not specified	Mandatory	
Restore In Progress	Optional	Optional	Restore
Broken	Optional	Optional	

EXPERIMENTAL

In addition, an implementation may maintain CopyState and ProgressStatus for a StorageSynchronized relationship.

The CopyState property of the StorageSynchronized association identifies the state, while the ProgressStatus property of the same association indicates the “status” of the copy operation to reach the requested CopyState, which is indicated in the property RequestedSyncState. For example, CopyState might have a value of “UnSynchronized”, while ProgressStatus might have a value of “Synchronizing”, also known as “sync-in-progress”. In all cases, when creating a replica element, the desired SyncState is Synchronized, which indicates the replica element has the same data as the source element. The RequestedSyncState property will contain “Not Applicable” once the requested SyncState is achieved.

Use the method ReplicationServiceCapabilities.GetSupportedCopyStates to determine the possible CopyStates. The CopyStates have been normalized in such a way that they may apply to all SyncTypes.

Table 230 describes the supported CopyStates.

Table 230 - CopyStates Values

CopyState value	Description
Initialized	The source and target elements are associated. The copy engine has not started -- no dataflow.
Prepared	Initialization is completed, the copy engine has started, however, the data flow has not started.
Synchronized	The “copy operation” is complete. The target element is an “exact replica” of the source element.
UnSynchronized	Not all the source element data has been “copied” to the target element.

Table 230 - CopyStates Values (Continued)

CopyState value	Description
Fractured	The target element was abruptly split from its source element -- consistency is not guaranteed.
Split	The target element was gracefully (or systematically) split from its source element -- consistency is guaranteed.
Suspended	Data flow between the source and target elements has stopped. Writes to source element are held until the association is Resumed.
Broken	Replica is not a valid view of the source element. OperationalStatus of replica may indicate an Error condition. This state generally indicates an error condition such as broken connection.
Aborted	The copy operation is aborted with the Abort operation. Use the Resync Replica operation to restart the copy operation.
Failedover	Reads and writes to/from the target element. Source element is not "reachable".
Inactive	Copy engine has stopped, writes to source element will not be sent to target element.
Skewed	The target has been modified and is no longer synchronized with the source element or the point-in-time view.
Mixed	Applies to the SyncState of GroupSynchronized. It indicates the StorageSynchronized associations of the elements in the groups have different SyncState values.

EXPERIMENTAL

9.1.11 Reporting Time of Synchronization

All providers shall have access to a time service that allows the provider to assign a date/time value to the WhenSynced property of StorageSynchronized at the time a replica becomes a valid PIT view of its source element. The WhenSynced value for mirror replicas shall be non-null for the "Fractured" and "Restore In Progress" synchronization states. The WhenSynced value for snapshot replicas shall be non-null for any synchronization state allowing host access to the replica.

9.1.12 State Transition Rules

A provider shall enforce state transition rules for associated replicas. If a client initiates a ModifySynchronization operation that causes a state transition violation, the provider returns an error response of "Invalid State Transition". The provider shall allow a client to bypass certain transitions related to operations not supported by the provider. For example, a snapshot transition from "Idle" to "Resync In Progress" is allowed if the provider does not support Quiesce and Prepare operations.

Synchronization states have the following behavior:

Initialized: A source element and replica element are associated and all implicitly created associations are accessible. The copy engine has not started.

Synchronized: A mirror replica is fully copied and represents the current view of the source element.

Idle: A snapshot is accessible but not copied and represents a PIT view of the source element. A copy engine is actively executing copy-on-write operations.

Fractured: A mirror element is split from its source element and is now a PIT view.

Frozen: A snapshot is accessible and fully copied and represents a PIT view of the source element. The copy engine is stopped.

Broken: A replica is not a valid view of the source element and OperationalStatus of the replica element may have a value of “Error” if a repair action is necessary. The provider may allow access to a replica in this state if indicated in HostAccessibleState[] of StorageReplicationCapabilities. The subprofile currently does not specify how to recover from “Broken” state. A ModifySynchronization Detach operation may be invoked to a replica in this state.

Values of the SyncMaintained and WhenSynced properties in a StorageSynchronized association are maintained as shown in the Table 231. The table does not apply to CopyType “UnSyncUnAssoc”.

Table 231 - SyncMaintained and WhenSynced Properties

Synchronization State	SyncMaintained		WhenSynced	
	Sync/Async	UnSyncAssoc	Sync/Async	UnSyncAssoc
Initialized	True or False	True or False	Null	Date/Time frozen
Prepare In Progress	True or False	True or False	Null	Date/Time frozen
Prepared	True or False	True or False	Null	Date/Time frozen
Resync In Progress	True or False	True or False	Null	Date/Time frozen
Synchronized	True	Not specified	Null or D/T copy done	Null
Idle	Not specified	True or False	Null	Date/Time frozen
Quiesce In Progress	True or False	False	Null or D/T copy done	Null
Quiesced	True or False	False	Null or D/T copy done	Null
Fracture In Progress	True or False	Not specified	Null or D/T copy done	Null
Fractured	False	Not specified	Date/Time frozen	Null
Copy In Progress	Not specified	True or False	Null	Date/Time frozen
Frozen	Not specified	False	Null	Date/Time frozen
Restore In Progress	False	False	Date/Time frozen	Date/Time frozen
Broken	False	False	Null	Null

SyncMaintained “True” means that a copy engine is actively copying updated blocks from the source element to the target element. “False” means either the copy engine is stopped or copying the target to the source during “Restore In Progress” state. WhenSynced can contain two forms of a Date/Time value. A non-null value indicates either the date/time a frozen image is created or the date/time that the source element is completely copied to the target mirror element. The Fracture, Resync and Restore operations for ModifySynchronization may cause the WhenSynced value to change.

9.1.13 State Transitions

Figure 54: "State Transitions for Mirrors and Clones" shows state transitions for mirrors and clones:

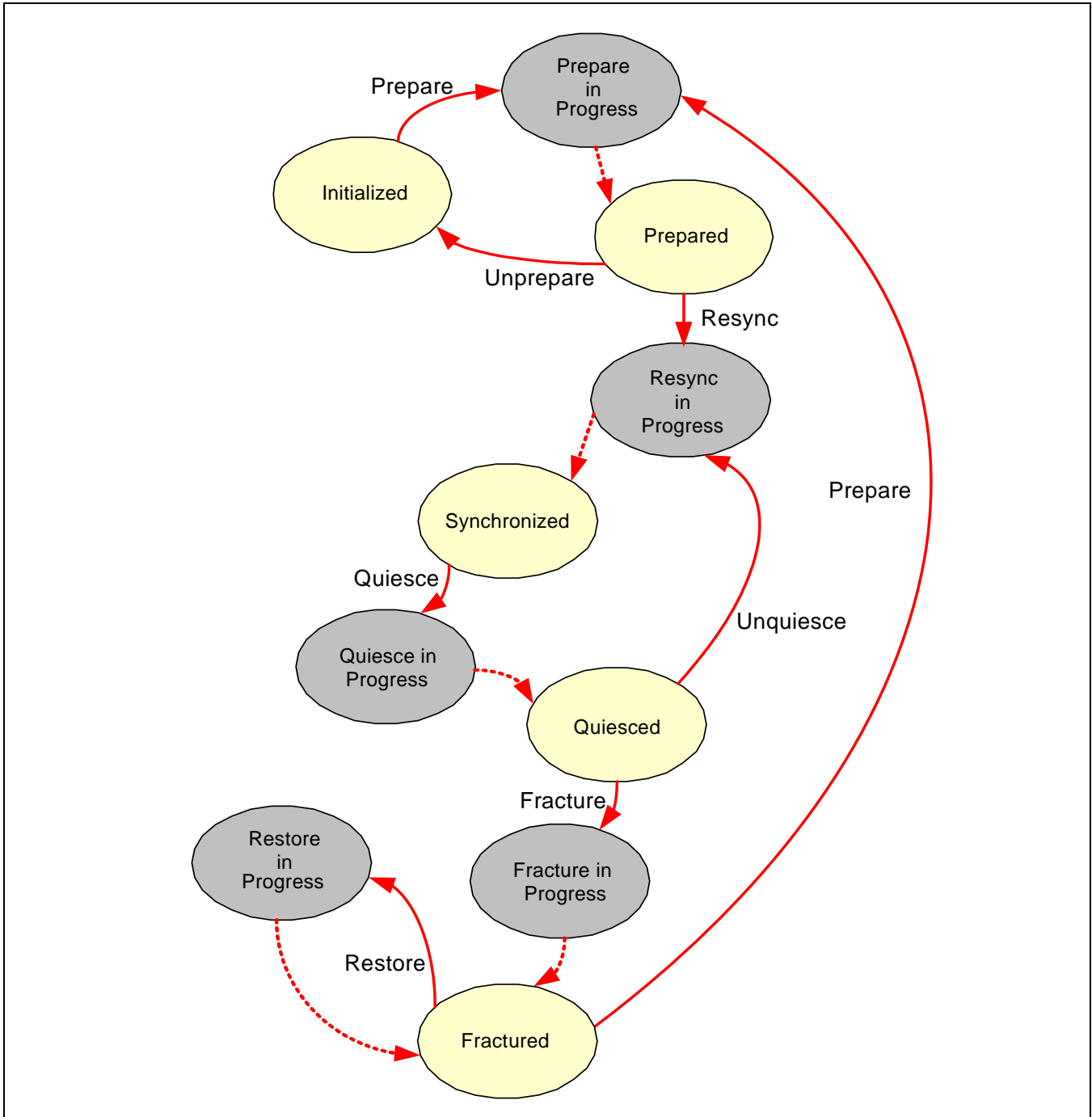


Figure 54 - State Transitions for Mirrors and Clones

Figure 55: "State Transitions for Snapshots and Migration" shows state transitions for snapshots:

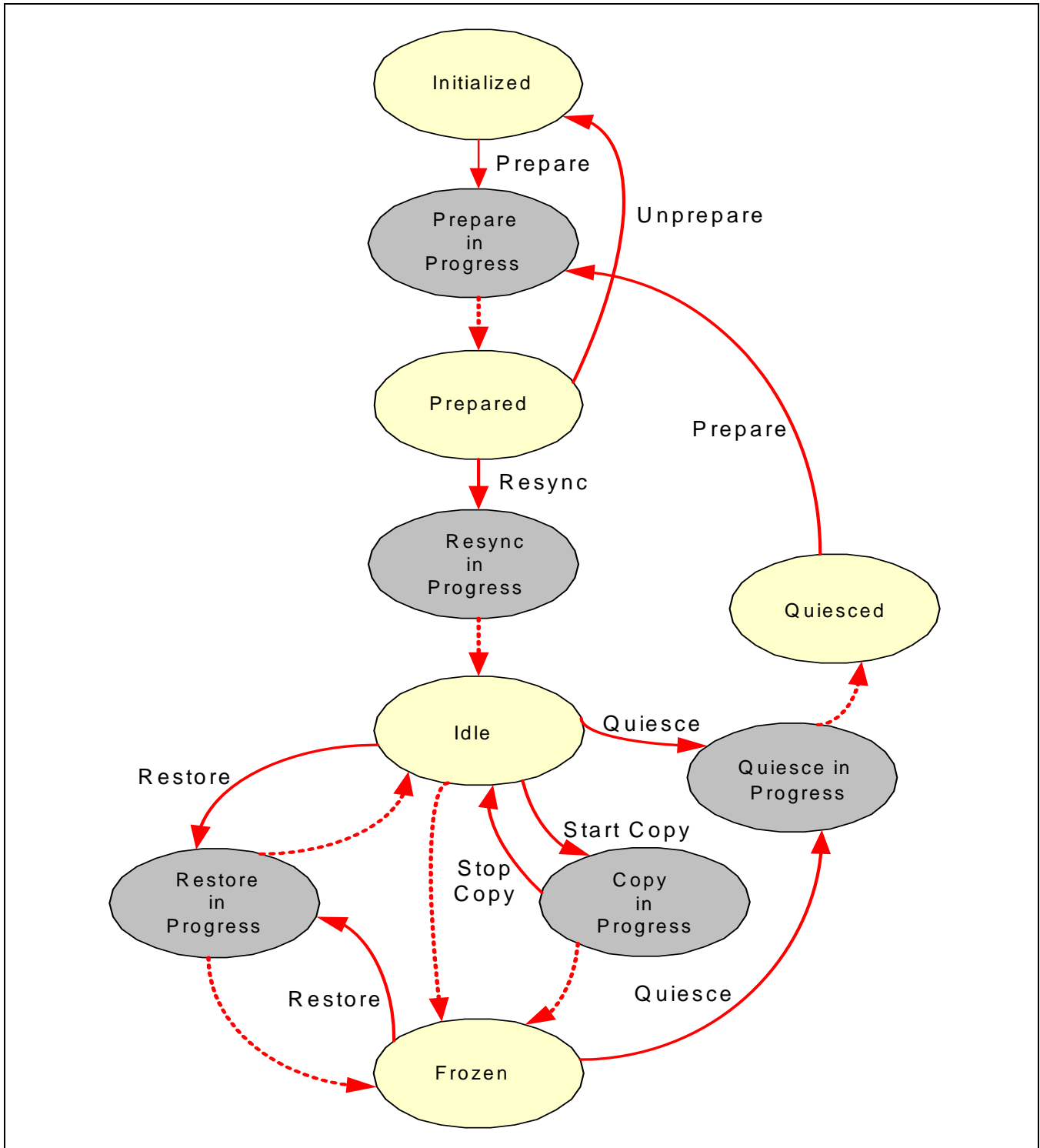


Figure 55 - State Transitions for Snapshots and Migration

The preceding state diagrams for mirrors and snapshots use the following conventions:

- The state diagram is entered when any of the three replica creation methods is invoked. Exit occurs when a ModifySynchronization Detach operation is invoked.

- A transition from a steady state to an in progress state is shown by a solid arrow line and is initiated by a ModifySynchronization operation other than Detach.
- An automatic transition from an in progress state to a steady state is shown by a dashed arrow line.
- Automatic exit occurs from an in progress state when cloning and migration operations have completed.

EXPERIMENTAL

Figure 56 shows the CopyState transitions. The dashed arrow lines represent automatic transitions. They transition unconditionally when the target element is ready to move to the next state. The solid arrow lines represent the transitions as the result of a requested operation (using, for example, ModifyReplicaSynchronization). The label of the solid arrow line indicates the requested operation.

The “create” methods normally start with the Initialized state. However, it is possible to use the WaitForCopyState parameter of the create method to force the CopyState to the Inactive or Prepared state after the initialization is complete. In this case, CopyState will remain in Inactive or Prepared state until such time a Modify method is used to Activate the synchronization.

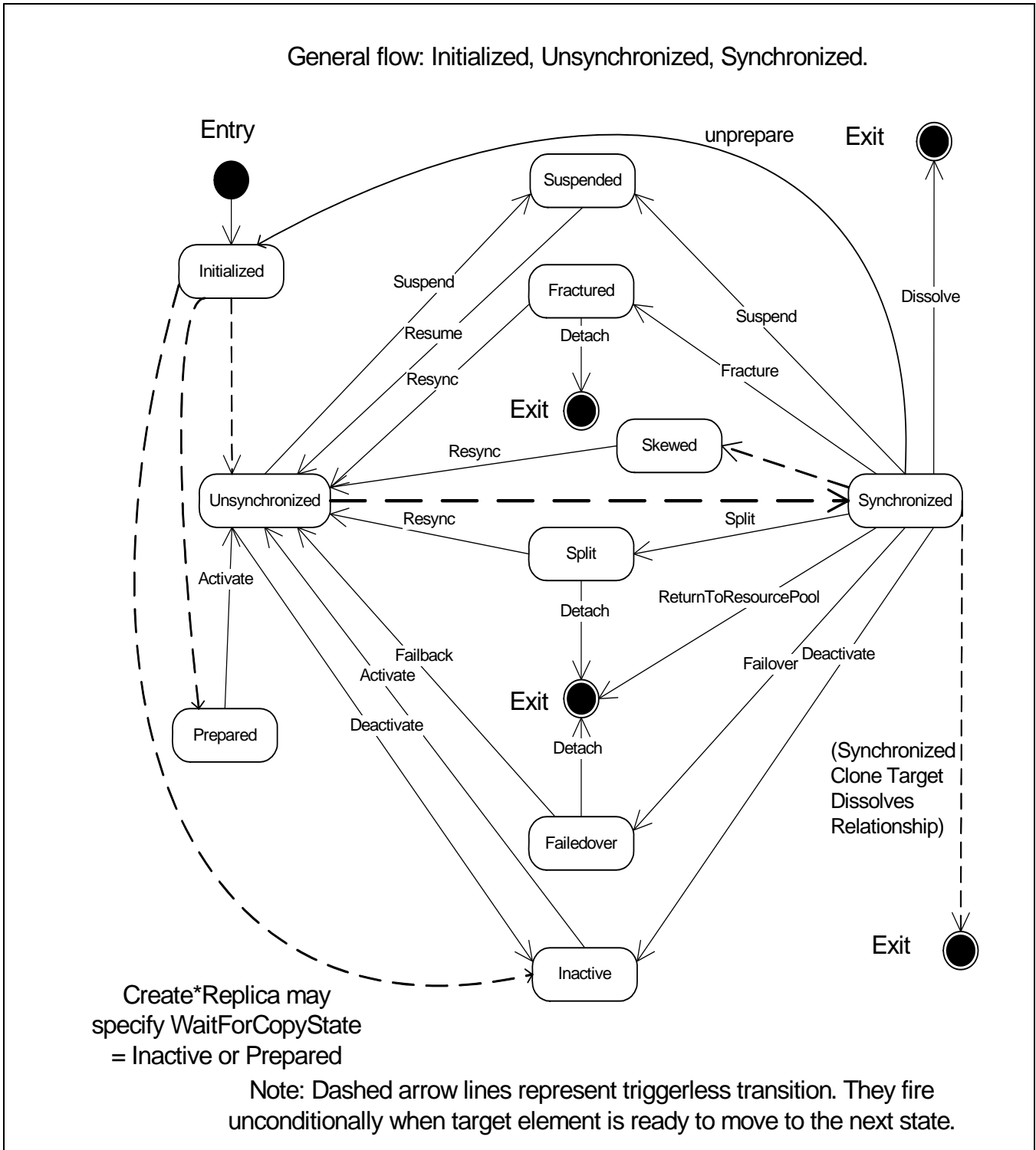


Figure 56 - CopyState Transitions

9.1.13.1 Alignment of State Transitions

Both SyncState and the combination of CopyState and ProgressStatus should be reported and the values need to be aligned. Table 227 addresses the basic alignment. This section provides more detail on the state transitions and how they would be coded for both SyncState and CopyState.

- CopyState="Initialized", ProgressStatus="Completed" (SyncState="PrepareInProgress")
If the InitialReplicationState="Initialized", then this state will exist. When the Initial state can be Initialized, this is the state of a StorageSynchronized after it is created (or Unprepared). The association exists, but nothing is going on (WhenSynced=NULL). With ModifyReplicaSynchronization an Initialized association is automatically Prepared.
Note that it is also possible to get to the Initialized state by doing a ModifyReplicaSynchronization Unprepare operation. This puts the association back in the Initialized state (which is then automatically progressed to the next state).
From the Initialized state, the no ModifyReplicaSynchronization operations are supported.
- CopyState="Prepared", ProgressStatus="Completed" (SyncState="Prepared")
If the InitialReplicationState="Prepared" or an Initialized association has been successfully Prepared, then this state will exist. The association exists, but nothing is going on (WhenSynced=NULL), but it is enabled for a Resync operation.
From the "Prepared" state there are only operation supported is Activate. This is represented by:
 - CopyState="Prepared" and ProgressStatus="Synchronizing" (SyncState="ResyncInProgress")
- CopyState="Unsynchronized", ProgressStatus="Synchronizing" (SyncState="ResyncInProgress")
This CopyState is equivalent to a SyncState of "ResyncInProgress". From the "Synchronized" state the only operations supported are Suspend and Deactivate. How this gets reported as SyncState depends on how the CopyState was achieved.
 - With Suspend: When a client uses ModifyReplicaSynchronization with an Operation of "Suspend" the association changes to CopyState="Unsynchronized" with ProgressStatus="Suspending". The SyncState should be set to "QuiesceInProgress".
 - With Deactivate: When a client uses ModifyReplicaSynchronization with an Operation of "Deactivate" the association changes to CopyState="Unsynchronized" with ProgressStatus="Dormant". The SyncState should be set to "QuiesceInProgress".
- CopyState="Synchronized", ProgressStatus="Completed" (SyncState="Synchronized" or "Idle")
The CopyState of "Synchronized" is an automatic transition from the Unsynchronized state. For mirrors, then an implementation should report SyncState="Synchronized". For snapshots, the implementation should report SyncState="Idle" (or SyncState="Synchronized"). From the "Synchronized" state the operations supported are: Suspend, Fracture, Split, Failover, Deactivate, Unprepare and Dissolve.
 - With Suspend: When a client uses ModifyReplicaSynchronization with an Operation of "Suspend" the association changes to CopyState="Synchronized" with ProgressStatus="Suspending". The SyncState should be set to "QuiesceInProgress".
 - With Fracture: When a client uses ModifyReplicaSynchronization with an Operation of "Fracture" the association changes to CopyState="Synchronized" with ProgressStatus="Fracturing". The SyncState should be set to "Fracture In Progress".
 - With Split: When a client uses ModifyReplicaSynchronization with an Operation of "Split" the association changes to CopyState="Synchronized" with ProgressStatus="Splitting". The SyncState should be set to "Fracture In Progress".
 - With Failover: When a client uses ModifyReplicaSynchronization with an Operation of "Failover" the association changes to CopyState="Synchronized" with ProgressStatus="Failing over". The SyncState should be set to "Restore In Progress".

- With Deactivate: When a client uses ModifyReplicaSynchronization with an Operation of “Deactivate” the association changes to CopyState=“Synchronized” with ProgressStatus=“Dormant”. The SyncState should be set to “QuiesceInProgress”.
- With Unprepare: When a client uses ModifyReplicaSynchronization with an Operation of “Unprepare” the association changes to CopyState=“Synchronized” with ProgressStatus=“Initializing”. The SyncState should be set to “Initialized”.
- With Dissolve: The StorageSynchronized is deleted.
- CopyState=“Fractured”, ProgressStatus=“Completed” (SyncState=“Fractured”)

This CopyState is equivalent to a SyncState of “Fractured”. From the “Fractured” state the only operations supported are: Resync and Detach.

 - With Detach: The StorageSynchronized is deleted.
 - With Resync: When a client uses ModifyReplicaSynchronization with an Operation of “Resync” the association changes to CopyState=“Fractured” with ProgressStatus=“Resyncing”. The SyncState should be set to “ResyncInProgress”.
- CopyState=“Split”, ProgressStatus=“Completed” (SyncState=“Fractured”)

This CopyState is equivalent to a SyncState of “Fractured”. From the “Split” state the only operations supported are: Resync and Detach.

 - With Detach: The StorageSynchronized is deleted.
 - With Resync: When a client uses ModifyReplicaSynchronization with an Operation of “Resync” the association changes to CopyState=“Split” with ProgressStatus=“Resyncing”. The SyncState should be set to “ResyncInProgress”.
- CopyState=“Suspended”, ProgressStatus=“Completed” (SyncState=“Quiesced”)

This CopyState is equivalent to a SyncState of “Quiesced”. From the “Suspended” state the only operation supported is: Resume.

 - With Resume: When a client uses ModifyReplicaSynchronization with an Operation of “Resume” the association changes to CopyState=“Suspended” with ProgressStatus=“Resyncing”. The SyncState should be set to “ResyncInProgress”.
- CopyState=“Broken”, ProgressStatus=“Not Applicable” (SyncState=“Broken”)

This CopyState is equivalent to a SyncState of “Broken”. From the “Broken” state the only operation supported is Activate. Repair work must be done. When this is done, the association is put in the “Inactive” state.

 - With Activate: When a client uses ModifyReplicaSynchronization with an Operation of “Activate” the association changes to CopyState=“Inactive” with ProgressStatus=“Resyncing”. The SyncState should be set to “ResyncInProgress”.
- CopyState=“Aborted”, ProgressStatus=“Completed” (SyncState=“Idle” for snapshots and “Quiesced” for mirrors)

This CopyState is equivalent to a SyncState of “Idle” for snapshots and “Quiesced” for mirrors. From the “Aborted” state the only operation supported is Activate.

 - With Activate: When a client uses ModifyReplicaSynchronization with an Operation of “Activate” the association changes to CopyState=“Aborted” with ProgressStatus=“Resyncing”. The SyncState should be set to “ResyncInProgress”.
- CopyState=“Failedover”, ProgressStatus=“Completed” (SyncState=“Frozen” for snapshots and “Fractured” for mirrors)

This CopyState is equivalent to a SyncState of “Frozen” for snapshots and “Fractured” for mirrors. From the “Failedover” state the only operations supported are: Failback and Detach.

- With Failback: When a client uses `ModifyReplicaSynchronization` with an Operation of “Failback” the association changes to `CopyState=“Synchronized”` with `ProgressStatus=“Failing back”`. The `SyncState` should be set to “Restore In Progress”.
- With Detach: The association is deleted.
- `CopyState=“Inactive”`, `ProgressStatus=“Completed”` (`SyncState=“Idle”` for snapshots and “Quiesced” for mirrors)
This `CopyState` is equivalent to a `SyncState` of “Idle” for snapshots and “Quiesced” for mirrors. From the “Inactive” state the only operation supported is: Activate.
- With Activate: When a client uses `ModifyReplicaSynchronization` with an Operation of “Activate” the association changes to `CopyState=“Inactive”` with `ProgressStatus=“Resyncing”`. The `SyncState` should be set to “ResyncInProgress”.
- `CopyState=“Skewed”`, `ProgressStatus=“Completed”` (`SyncState=“Initialized”`)
This `CopyState` is equivalent to a `SyncState` of “Initialized”. That is, the association exists, but nothing else can be said about it. From the “Skewed” state the only operation supported is: Resync.
- With Resync: When a client uses `ModifyReplicaSynchronization` with an Operation of “Resync” the association changes to `CopyState=“Skewed”` with `ProgressStatus=“Resyncing”`. The `SyncState` should be set to “ResyncInProgress”. NOTE: With `ModifyReplicaSynchronization`, Prepare is automatic.
- `CopyState=“Mixed”`, `ProgressStatus=“Completed”`
The mixed state only applies to group operations and should never show up on single source-target pairs.

Using the deprecated method `ModifySynchronization`, the `SyncStates` that are effected also need to be reported in the `CopyState` and `ProgressStatus` properties. This is summarized by the following bullets:

- `SyncState=“Initialized”` (`CopyState=“Initialized”`, `ProgressStatus=“Completed”`)
This state would only exist if `InitialReplicationState=“Initialized”` or an `ModifySynchronization Unprepare` operation is issued. The only `ModifySynchronization` operation supported is Prepare.
- With Prepare: When a client uses `ModifySynchronization` with an Operation of “Prepare” the association changes to `SyncState=“PrepareInProgress”`. This should be reported as `CopyState=“Initialized”` with `ProgressStatus=“Preparing”`.
- `SyncState=“Prepared”` (`CopyState=“Prepared”`, `ProgressStatus=“Completed”`)
The only `ModifySynchronization` operations supported are Resync or Unprepare.
- With Resync: When a client uses `ModifySynchronization` with an Operation of “Resync” the association changes to `SyncState=“ResyncInProgress”`. This should be reported as `CopyState=“Prepared”` with `ProgressStatus=“Synchronizing”`.
- With Unprepare: When a client uses `ModifySynchronization` with an Operation of “Unprepare” the association changes to `SyncState=“Initialized”`. This should be reported as `CopyState=“Initialized”` with `ProgressStatus=“Completed”`.
- `SyncState=“Synchronized”` (`CopyState=“Synchronized”`, `ProgressStatus=“Completed”`)
This state only applies to mirrors. The only `ModifySynchronization` operation supported is Quiesce.
- With Quiesce: When a client uses `ModifySynchronization` with an Operation of “Quiesce” the association changes to `SyncState=“QuiesceInProgress”`. This should be reported as `CopyState=“Synchronized”` with `ProgressStatus=“Dormant”`.
- `SyncState=“Quiesced”` (`CopyState=“Suspended”`, `ProgressStatus=“Completed”`)
The only `ModifySynchronization` operations supported are Fracture and Unquiesce for mirrors and Prepare for snapshots.

- With Fracture: When a client uses ModifySynchronization with an Operation of “Fracture” the association changes to SyncState=“FractureInProgress”. This should be reported as CopyState=“Suspended” with ProgressStatus=“Fracturing”.
- With Unquiesce: When a client uses ModifySynchronization with an Operation of “Unquiesce” the association changes to SyncState=“ResyncInProgress”. This should be reported as CopyState=“Suspended” with ProgressStatus=“Resyncing”.
- With Prepare: When a client uses ModifySynchronization with an Operation of “Prepare” the association changes to SyncState=“PrepareInProgress”. This should be reported as CopyState=“Suspended” with ProgressStatus=“Preparing”.
- SyncState=“Restore In Progress” (CopyState=“Synchronized”, ProgressStatus=“Failing over”)
- SyncState=“Idle” (CopyState=“Inactive”, ProgressStatus=“Completed”)

This state only applies to snapshots. The only ModifySynchronization operations supported are Quiesce, Start Copy and Restore.

 - With Quiesce: When a client uses ModifySynchronization with an Operation of “Quiesce” the association changes to SyncState=“QuiesceInProgress”. This should be reported as CopyState=“Inactive” with ProgressStatus=“Dormant”.
 - With Start Copy: When a client uses ModifySynchronization with an Operation of “Start Copy” the association changes to SyncState=“Copy In Progress”. This should be reported as CopyState=“Inactive” with ProgressStatus=“Synchronizing”. NOTE: This is a background copy.
 - With Restore: When a client uses ModifySynchronization with an Operation of “Restore” the association changes to SyncState=“Restore In Progress”. This should be reported as CopyState=“Inactive” with ProgressStatus=“Failing over”.
- SyncState=“Broken” (CopyState=“Broken”, ProgressStatus=“Completed”)

A broken association needs to be repaired. After the relationship is repaired, the association goes into its InitialReplicationState.
- SyncState=“Fractured” (CopyState=“Fractured”, ProgressStatus=“Completed”)

This state only applies to mirrors. The only ModifySynchronization operations supported are Prepare and Restore.

 - With Prepare: When a client uses ModifySynchronization with an Operation of “Prepare” the association changes to SyncState=“PrepareInProgress”. This should be reported as CopyState=“Fractured” with ProgressStatus=“Preparing”.
 - With Restore: When a client uses ModifySynchronization with an Operation of “Restore” the association changes to SyncState=“Restore In Progress”. This should be reported as CopyState=“Fractured” with ProgressStatus=“Failing over”.
- SyncState=“Frozen” (CopyState=“Synchronized”, ProgressStatus=“Completed”)

This state only applies to snapshots. The only ModifySynchronization operations supported are Quiesce and Restore.

 - With Quiesce: When a client uses ModifySynchronization with an Operation of “Quiesce” the association changes to SyncState=“QuiesceInProgress”. This should be reported as CopyState=“Synchronized” with ProgressStatus=“Dormant”.
 - With Restore: When a client uses ModifySynchronization with an Operation of “Restore” the association changes to SyncState=“Restore In Progress”. This should be reported as CopyState=“Synchronized” with ProgressStatus=“Failing over”.

9.1.13.2 Synchronized SyncState

Synchronized state for the Mirror and Clone SyncTypes indicates all data has been copied from the source element to the target element. For the Snapshot SyncType, because the target element is a virtual point-in-time view of the source element, the Synchronized CopyState indicates all the metadata (pointers) for the snapshot have been created. Synchronization for the snapshots is achieved relatively quickly.

Figure 57 shows a sampling of the CopyState transitions and the corresponding ProgressStatus changes. In a steady state condition, for example, the CopyState has a value of “Synchronized”, and at the same time the ProgressStatus has a value of “Completed”.

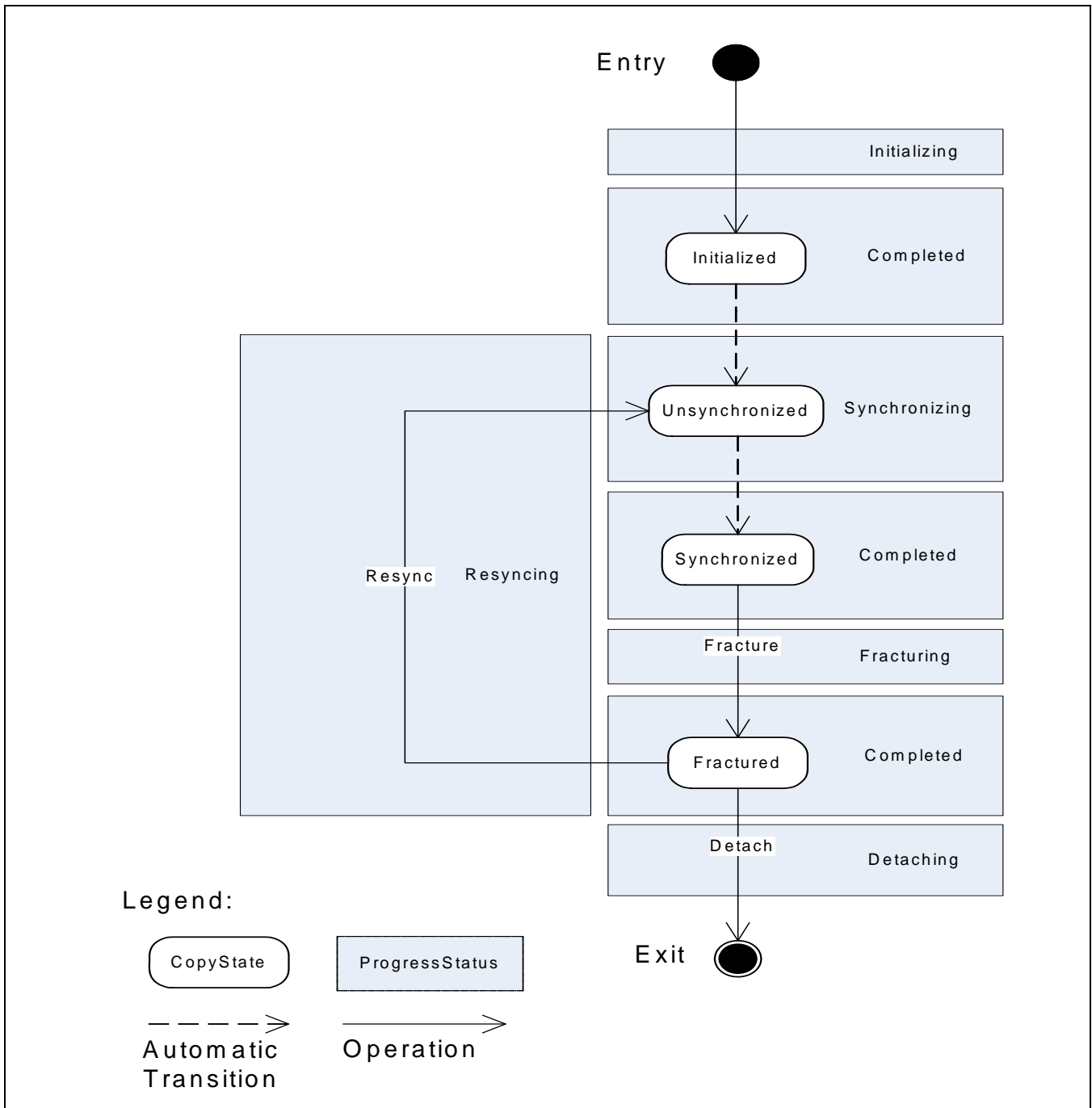


Figure 57 - Sample CopyState and ProgressStatus Transitions

9.1.14 Accessibility to Associations and Elements

There are two cases that should be considered:

Case 1: The method completes successfully without returning a job. The created replication association (StorageSynchronized for Mirror and Snapshot copy types) and the newly created target element shall be accessible. The StorageSynchronized association between source and target elements for the Clone copy type may not be accessible after synchronization is achieved; however, there will be a

SettingsDefineState association (if supported) between the newly copied target element and a SynchronizationAspect instance.

Case 2: The method returns the status of “Job Started”. The AffectedJobElement association associates the concrete job to the target element, unless there is no target element such as CreateSynchronizationAspect or when the target element is deleted (ReturnToStoragePool). In this case, the AffectedJobElement points to the source element. To ensure the replication association is accessible, the CopyState of the association has to have at least reached the Initialized state. To guarantee accessibility to associations and elements, specify the WaitForCopyState when issuing the method CreateElementReplica.

EXPERIMENTAL

9.1.15 Host Access Restrictions

The Copy Services Subprofile does not provide any services for managing access to replicas. However, replication services often restrict access to replicas for the following reasons:

- 1) Replicas have the same volume signature as their source element. Exposing both the source and replica to the same host may cause problems with a duplicate volume signature.
- 2) Delta replicas created by embedded software elements such as a volume manager may be unavailable for export to a secondary host.

The subprofile uses two properties in StorageReplicationCapabilities to indicate host access restrictions:

- 1) ReplicaHostAccessibility
- 2) HostAccessibleState[]

A provider may set values for these two properties indicating any host access restrictions imposed on replicas. These restrictions apply to all replicas created with the same CopyType value. Access control for a specific replica by a specific host is normally managed using services described in Clause 18: Masking and Mapping Subprofile.

EXPERIMENTAL

Generally, exposing both the source and replica to the same host may cause problems due to a duplicate volume signature. At a minimum, the signature of a replica must be changed before the replica is exposed to the same host as the source element.

Managing host access to source and target elements can be managed by using services described in Clause 18: Masking and Mapping Subprofile.

The method ReplicationServiceCapabilities.GetSupportedCopyStates for each CopyState additionally returns information as to whether a replica is host accessible (boolean) for the given CopyState.

EXPERIMENTAL

EXPERIMENTAL

9.1.16 Settings, Specialized Elements and Pools for Replicas

A copy services provider shall support `StorageSetting` with the additional properties defined to manage replica elements and replication operations. These properties are listed in the definition of `StorageSetting` in this subprofile. This definition extends the basic list of required `StorageSetting` properties listed in the Block Services Package. The `CreateSetting` method should return a REF to a `StorageSetting` instance with all of the replication properties initialized to values consistent with the capabilities indicated in `StorageReplicationCapabilities`. Many replication properties allow an initial value of “not applicable” if the provider does not use the property. The provider sets the value lists for the `SupportedStorageElementUsage[]` and `SupportedStoragePoolUsage[]` properties in `StorageConfigurationCapabilities` to indicate which values of `StorageSetting.StorageExtentInitialUsage` and `StorageSetting.StoragePoolInitialUsage` are supported by the provider.

A provider may require specialized pools to contain delta replicas, specialized elements as replica targets and specialized elements as concrete components for delta replica pools. The provider may require the client to manage creation of these specialized elements – this is explained in detail in 9.6 “Client Considerations and Recipes”. Alternatively, the provider may automatically create specialized pools and elements and make them available for discovery by clients. In either case, the `StorageExtentInitialUsage` and `StoragePoolInitialUsage` properties in `StorageSetting` shall be supported by the provider as part of the goal parameter for pool/element creation methods.

Elements and pools specialized for Copy Services are located using the `GetElementsBasedOnUsage` method described in Clause 5: Block Services Package.

When `StorageExtentInitialUsage` or `StoragePoolInitialUsage` is set in the goal parameter for an element or pool creation method, the value acts as an additional parameter indicating a specialized element. The provider ensures that the required element type is created and the `Usage` property value is set in the new replica element or pool. Certain types of specialized replica elements can be provided by changing existing elements using the `RequestUsageChange` method. The `ClientSettableElementUsage[]` value list indicates the allowable modifications for a storage element and the `ClientSettablePoolUsage[]` value list indicates the allowable modifications for a storage pool.

EXPERIMENTAL

9.1.17 Backward Compatibility

A copy services provider can maintain backward compatibility with a 1.0 copy services client. The following conditions are necessary for backward compatibility:

- 1) The instance of `StorageConfigurationCapabilities` should set replication capability property values in the same way indicated for a 1.0 copy services provider. A newer copy services client should ignore these properties and use `StorageReplicationCapabilities` instead.

EXPERIMENTAL

- 2) The provider should treat `AttachReplica` as an alias for `CreateElementReplica`.

EXPERIMENTAL

- 3) The provider should treat `StorageSynchronized.SyncState` values “Synchronized” and “Idle” as equivalent for `CopyType` “UnSyncAssoc”.

9.1.18 Mutually Exclusive Capabilities

Both `StorageReplicationCapabilities` and `StorageConfigurationCapabilities` contain the `SupportedSynchronousActions[]` and `SupportedAsynchronousActions[]` properties. The provider shall not include the value corresponding to an action in both properties. An action can run synchronously or asynchronously but not both. An action indicated in one of the `StorageConfigurationCapabilities` properties shall also be indicated in a corresponding instance of `StorageReplicationCapabilities`.

EXPERIMENTAL

9.1.19 Deleting the Target Elements

Mirror, Clone, and Snapshot target elements that are no longer in a synchronization association are deleted using the `StorageConfigurationService.ReturnToStoragePool` method. However, the Snapshot target elements that are in a synchronization association are deleted using the `ReplicationService.ModifyReplicaSynchronization` (or `ModifySynchronization`) method with the "Return To ResourcePool" operation parameter, which also removes the synchronization association.

9.1.20 Using StorageSettings for Replicas

The `StorageSetting` class has several properties used to create and manage replicas. Instances of this class are used as the goal parameter for the methods of this profile. The extrinsic method `CIM_StorageCapabilities.CreateSetting` is used to create a setting and the intrinsic method `ModifyInstance` is used to adjust the properties of a created `StorageSetting`. See Clause 5: "Block Services Package" for the details of creating and modifying a storage setting.

9.1.21 Finding and Creating Target Elements

The extrinsic method `ReplicationService.GetAvailableTargetElements` is used to locate the available target elements for a given source and copy type. The implementation may also support creating target elements if the appropriate target elements are not supplied and/or are not available. The implementation may require the client to create specialized elements to be used as a target of a copy operation. The specialized elements have a specific values in their `Usage` property. Certain types of specialized elements can be provided by changing the `Usage` property of existing elements. Refer to Clause 5: "Block Services Package" for creating (specialized) elements and modifying the `Usage` value of existing elements.

Refer to 9.5.2.4.9 "GetDefaultReplicationSettingData" and 9.5.2.4.4 "GetSupportedFeatures" to determine if the implementation automatically creates target elements, and if specialized elements are required for the desired `SyncType`.

9.1.22 Using StoragePools for Replicas

Replicas are allocated from storage pools. The implementation may require specialized storage pools to contain delta replicas (changed tracks of snapshots) or the "write intent log" files. The specialized storage pools have a specific value in their `Usage` property, for example, "Reserved as a Delta Replica Container", "Reserved for Local Replication Services", or "Reserved for Remote Replication Services".

9.1.22.1 Delta Replica StoragePools

Depending on the implementation, the Snapshot targets may require a fixed space consumption or variable space consumption. Refer to 9.5.2.4.4 "GetSupportedFeatures" to determine if specialized storage pool are required.

There are three types of delta replica pool access:

- “Any” - specialized storage pools are not required for delta replicas. The implementation creates delta replicas based on the fixed space consumption model and the client can select any storage pool as a container.
- “Shared” - a single shared storage pool is the container for all delta replicas. This type of storage pool is always preexisting and may be located with the GetElementBasedOnUsage method. The client may need to add space to this type of storage pool.
- “Exclusive” - each source element requires an exclusive, special storage pool for associated delta replicas. If the storage pool already exists, it is associated to the source element with a ReplicaPoolForStorage association. If the storage pool does not exist, the client creates the storage pool.

“Multiple” - “multiple specialized, exclusive pools may exist or may be created.”

Figure 58 and Figure 59 show the fixed and variable space consumption for the Snapshot targets, respectively. If the implementation supports fixed space consumption, the DeltaReservation properties are set by the client to the appropriate values for a new snapshot. The values are set in the associated StorageSetting element to be passed as a goal parameter to the CreateElementReplica method (or CreateSynchronizationAspect method). For variable space consumption, there are no special properties to set by the client.

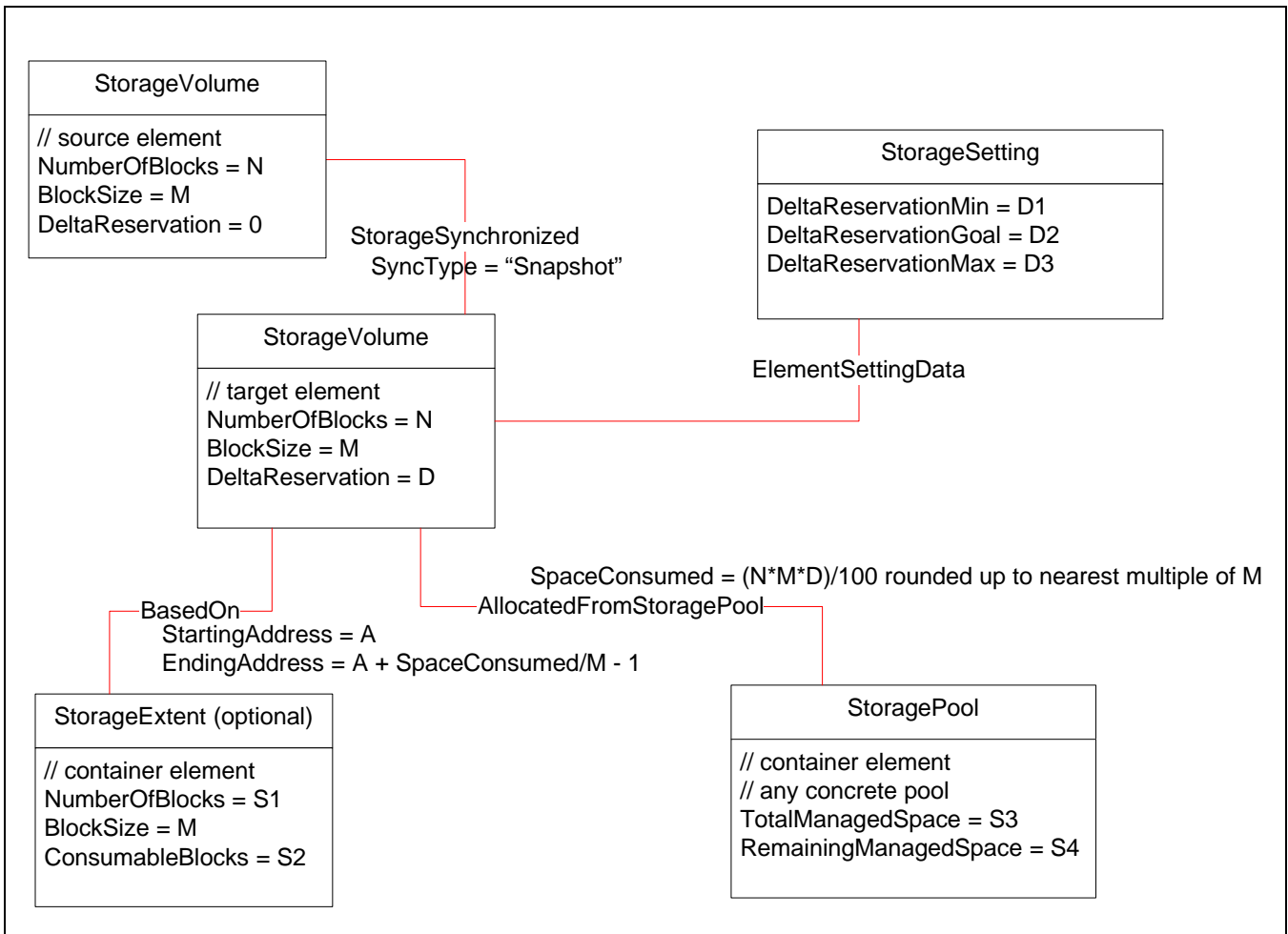


Figure 58 - Fixed Space Consumption

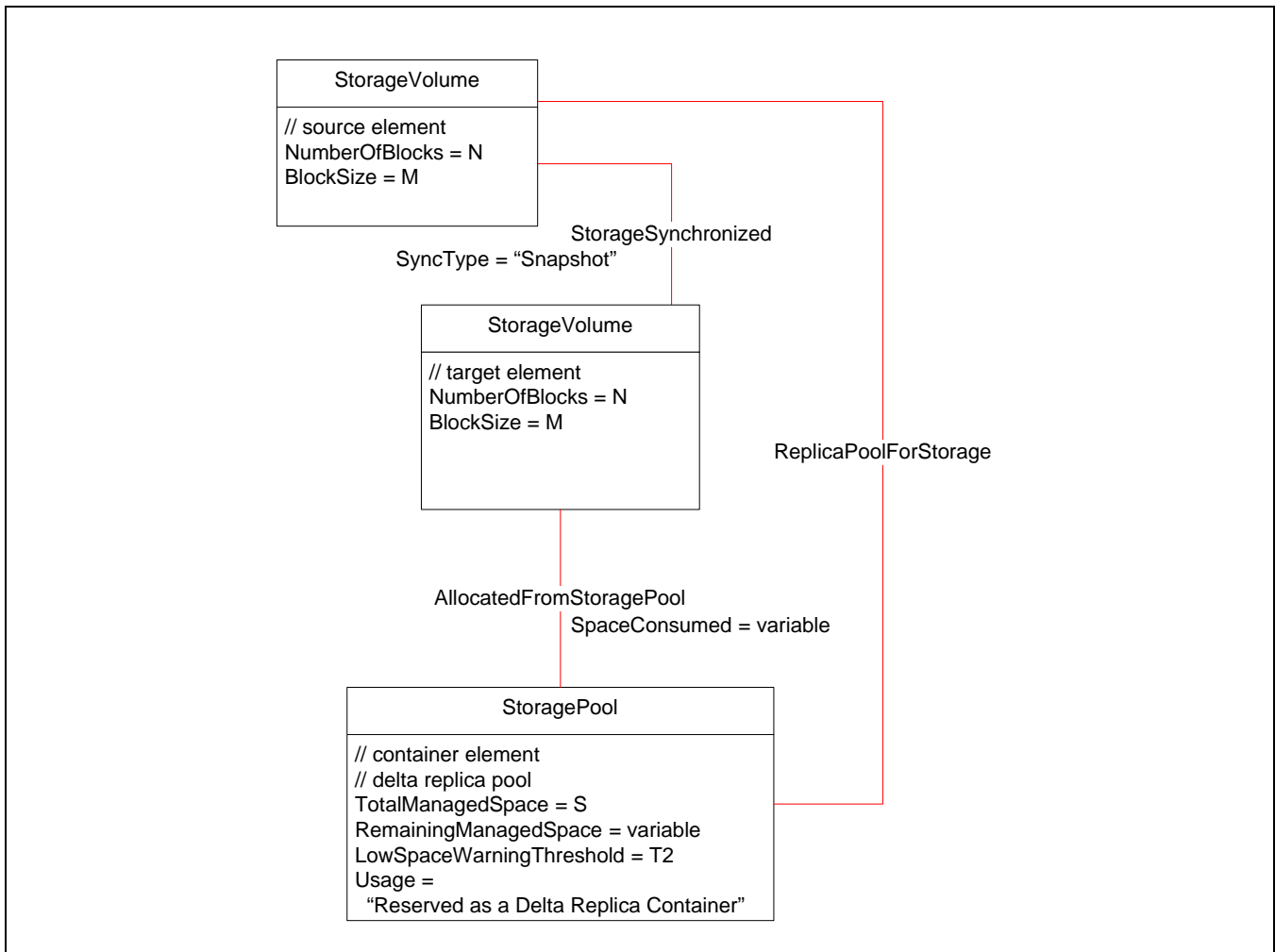


Figure 59 - Variable Space Consumption

9.1.23 Thinly Provisioned Elements

Replication Services supports “copying” thinly provisioned elements. Depending on the underlying implementation, it is possible to copy a thinly provisioned source element to a thinly provisioned target element or alternatively to a fully provisioned target element. Other combinations may be advertised in the capabilities.

If an implementation supports more than one combination of source and target provisioning, clients may use the `ReplicationSettingData` parameter of the `CreateElementReplica` to request a specific combination.

Refer to the capabilities for the allowable combinations supported by the implementation. See 9.5.2.4.7, 9.7.16, and 9.5.2.4.9.

9.1.24 Indication Events

Depending on the implementation, the Copy Services Profile generates a number of different alert and life cycle indications, shown in Table 232. Clients decide what indications they wish to receive by subscribing to the appropriate indications.

Table 232 - Indications

Indication	Source Of
CIM_InstCreation	<ul style="list-style-type: none"> • New Job Creation • New Target Element Creation • New StorageSynchronized Association Creation
CIM_InstDeletion	<ul style="list-style-type: none"> • Job Deletion • Target Element Deletion (e.g. Snapshot) • StorageSynchronized Association Deletion
CIM_InstModification	<ul style="list-style-type: none"> • Job Progress and Status Changes • Source and Target Elements Status Changes • SyncState Changes • ProgressStatus Changes
CIM_AlertIndication	<ul style="list-style-type: none"> • StoragePool space consumption Alerts (especially by Snapshot targets). • Error conditions, such as: <ul style="list-style-type: none"> • StorageSynchronized State set to <i>Broken</i>.

EXPERIMENTAL

9.1.24.1 InstCreation on StorageSynchronized

This indication is triggered by any event that causes a StorageSynchronized association to be created. This includes use of methods such as CreateElementReplica. But it may also be triggered by other (external) events.

This indication is required of any conforming implementation of Copy Services.

9.1.24.2 InstDeletion on StorageSynchronized

This indication is triggered by any event that causes a StorageSynchronized association to be deleted. This includes use of methods such as ModifyReplicaSynchronization with the “Detach” operation. But it may also be triggered by other (external) events.

This indication is required of any conforming implementation of Copy Services.

DEPRECATED

9.1.24.3 InstModification on SyncState

This indication is triggered by any event that causes a SyncState change in any StorageSynchronized association. This includes use of methods such as ModifyReplicaSynchronization. But it may also be triggered by other (external) events.

This indication is required of any conforming implementation of Copy Services.

This Indication is being deprecated in favor of the “qualified” InstModification on Copy State (see 9.1.24.4).

DEPRECATED

EXPERIMENTAL

9.1.24.4 Qualified InstDeletion on StorageSynchronized

This indication is triggered by any event that causes a specific client defined StorageSynchronized association to be deleted. This includes use of methods such as ModifyReplicaSynchronization with the “Detach” operation. But it may also be triggered by other (external) events.

This indication may be supported by any conforming implementation of Copy Services.

9.1.24.5 Qualified InstModification on CopyState

This indication is triggered by any event that causes a CopyState change in a specific client defined StorageSynchronized association. This includes use of methods such as ModifyReplicaSynchronization. But it may also be triggered by other (external) events.

This indication may be supported by any conforming implementation of Copy Services.

9.1.24.6 Qualified InstModification on ProgressStatus

This indication is triggered by any event that causes a ProgressStatus change in a specific client defined StorageSynchronized association. This includes use of methods such as ModifyReplicaSynchronization. But it may also be triggered by other (external) events.

This indication may be supported by any conforming implementation of Copy Services.

9.1.24.7 InstModification on ProgressStatus

This indication is triggered by any event that causes a ProgressStatus change in any StorageSynchronized association. This includes use of methods such as ModifyReplicaSynchronization. But it may also be triggered by other (external) events.

This indication may be supported by any conforming implementation of Copy Services.

9.1.24.8 AlertIndication on StorageSynchronized

This indication is triggered by any event that causes a CopyState change to “broken” in any StorageSynchronized association. This is typically triggered by an external event.

This indication may be supported by any conforming implementation of Copy Services.

9.1.24.9 AlertIndication on StoragePool

This indication is triggered by any event that causes the remaining space in any StoragePool to dip below its warning threshold. This could be triggered by any one of a number of events.

This indication may be supported by any conforming implementation of Copy Services.

EXPERIMENTAL

9.2 Health and Fault Management Considerations

9.2.1 Health Indications

Certain capabilities of the subprofile use alert, instance modification and instance deletion indications for health and fault management. In general, instance modification indications when the `OperationalStatus` values of a replica element change may indicate a fault. Instance modification indications when `StorageSynchronized.SyncState` automatically changes from any other value to "Broken" indicates a fault. If delta replica pools are supported with warning thresholds, alert indications may be generated by the provider when remaining space in a pool falls below a warning threshold or is completely consumed. The information in the alert indications is described in Table 233, "Copy Services Alert Indications".

EXPERIMENTAL

The Copy Services Subprofile generates alert indications, shown in Table 233, that allow monitoring of dynamic space consumption by delta replica elements. All of the alert indications indicate an `AlertType` value of "Device Alert" and an `OwingEntity` value of "SNIA". Alerts are generated for `CIM_StoragePool` elements to indicate that remaining consumable space is below a warning threshold percentage of total space or that all space in the pool has been consumed. The `LowSpaceWarningThreshold`, `TotalManagedSpace` and `RemainingManagedSpace` properties can be analyzed to determine an appropriate response.

Table 233 - Copy Services Alert Indications

AlertingManaged Element	PerceivedSeverity	ProbableCause	ProbableCauseDescription
Storage pool	Minor (4)	Threshold Crossed (52)	Pool at low space warning threshold: $\text{RemainingManagedSpace} / \text{TotalManagedSpace}$
Storage pool	Major (5)	Out of Memory (33)	No remaining space in storage pool

EXPERIMENTAL

EXPERIMENTAL

The profile uses indications to report health and fault management. In general, instance modification indications are sent when changes in `OperationalStatus` and `HealthState` values of the following instances indicate a fault condition:

- Source and Replica elements

In response to a fault indication, clients can follow the `RelatedElementCausingError` association between the instance reporting the error and the faulted component.

The profile also generates alert indications when the CopyState of a replication association transitions to the Broken state.

The profile generates alert indications that allow monitoring of storage pool consumption by the replica elements.

EXPERIMENTAL

9.2.2 Replication Error Messages

DEPRECATED

9.2.2.1 Storage Configuration Service Method Messages

The Copy Services Subprofile returns the error responses listed in Table 234 for the extrinsic methods supported by the subprofile. The subprofile uses MessageID values defined in the common error registry and the storage error registry.

Table 234 - Copy Services Error Responses

MessageID	Message Name
MP2	Operation Not Supported
MP3	Property Not Found
MP5	Parameter Error
MP11	Too Busy To Respond
MP17	Invalid Property Combination During Instance Modification
DRM20	Invalid Extent Passed
DRM24	Invalid State Transition
DRM25	Invalid SAP For Method
DRM26	Resource Not Available
DRM27	Resource Limit Exceeded

DEPRECATED

EXPERIMENTAL

9.2.2.2 Replication Service Method Messages

Not defined in this version of the standard.

EXPERIMENTAL

9.3 Cascading Considerations

Not defined in this standard.

9.4 Supported Subprofiles and Packages

See 9.1.1 "Synopsis".

The Block Services Subprofile is a mandatory prerequisite for the Copy Services Subprofile. Clients require methods and recipes from block services for the following purposes:

- Identify replica target candidates
- Identify extents and pools to be used as replica containers
- Create and delete replica container elements
- Create and delete replica target elements
- Create generated setting objects with additional properties required by the copy services subprofile.

Many classes and methods defined in Block Services are used in Copy Services without extensions or additional properties. In this case, the classes and methods are not redefined in Copy Services.

The Job Control Subprofile is required if any of the copy services extrinsic methods run asynchronously with created job elements.

Copy services defines instance indications and alert indications using required and optional properties described in 42 Indication Profile.

9.5 Methods of the Profile

9.5.1 Intrinsic Methods of the Profile

The subprofile requires the provider to support the CreateInstance, GetInstance, ModifyInstance and DeleteInstance intrinsic methods for certain optional capabilities of the subprofile.

9.5.2 Extrinsic Methods of the Profile

EXPERIMENTAL

9.5.2.1 Block Services Package

The profile is dependent on other extrinsic methods provided by the Block Services Package for storage pool and storage element manipulations.

EXPERIMENTAL

DEPRECATED

9.5.2.2 StorageConfigurationService Methods

The Copy Services Subprofile is dependent on many of the extrinsic methods provided by block services. The ReturnToStoragePool extrinsic method defined by block services is used to delete a replica element. ReturnToStoragePool may receive an MP3 (property not found) error response for replica elements that are implicitly deleted by a ModifySynchronization Detach operation.

All of the subprofile methods return one of three status codes or return an error response. The supported status codes are:

- 0: Job completed with no error
- 1: Method not supported

- 0x1000: Job started

Table 235 summarizes the extrinsic methods for replica creation and management in the StorageConfigurationService.

Table 235 - Extrinsic Methods of StorageConfigurationService

Method	Described in
ModifySynchronization()	Table 236, "ModifySynchronization"
CreateReplica()	Table 237, "CreateReplica Method"
AttachReplica()	Not documented

9.5.2.2.1 ModifySynchronization Method

Table 236 lists and describes the ModifySynchronization Method.

Table 236 - ModifySynchronization

Method: ModifySynchronization			
Errors: DRM24, MP2, DRM25			
Parameters:			
Qualifiers	Name	Type	Description/Values
IN, REQ	Operation	uint16	Type of operation to modify the replica: 2: Detach 3: Fracture 4: Resync 5: Restore 6: Prepare 7: Unprepare 8: Quiesce 9: Unquiesce 10: Reset to Sync 11: Reset to Async 12: Start Copy 13: Stop Copy
OUT	Job	ConcreteJob REF	Returned if job started.
IN, REQ	Synchronization	StorageSynchronized REF	Association to replica that is modified

"Detach" operation deletes the StorageSynchronized association. An instance deletion indication is generated for this operation.

All ModifySynchronization operations are described in 9.1.8 Accessibility to Created Elements. If "job completed" is returned and the replica association indicates an "... in progress" SyncState value, an instance modification indication should follow when the replica enters its final, expected state. If "job started" is returned, the replica association indicates an "... in progress" SyncState value. In this case, two instance modification indications may follow. One should indicate the final SyncState value of the replica association when the job completes with no error. The other should indicate job completion for the instance of ConcreteJob.

StorageReplicationCapabilities.SupportedModifyOperations[] allows a client to verify that a specific operation is supported by a provider.

9.5.2.2.2 CreateReplica Method

.Table 237 describes the CreateReplica Method.

Table 237 - CreateReplica Method

Method: CreateReplica			
Errors: DRM26, DRM27, DRM25, MP5			
Parameters:			
Qualifiers	Name	Type	Description/Values
IN	ElementName	string	Client-assigned, friendly name
OUT	Job	ConcreteJob REF	
IN, REQ	SourceElement	LogicalElement REF	
OUT	TargetElement	LogicalElement REF	
IN	TargetSettingGoal	StorageSetting REF	
IN	TargetPool	StoragePool REF	
IN, REQ	CopyType	uint16	Copy type created: 2: Async 3: Sync 4: UnSyncAssoc 5: UnSyncUnAssoc

Method notes:

- Creates a storage element of the same type as the source element.
- Creates a StorageSynchronized association”.
- Creates a SystemDevice association.
- Creates an AllocatedFromStoragePool association.
- Creates a StorageSetting instance with an ElementSettingData association.
- May create a BasedOn association.
- May create a ReplicaPoolForStorage association.
- All CopyType values may be supported.

If TargetPool is not supplied by the client, the provider response is implementation specific. For all operations not using specialized delta replica pools, the behavior of the client follows these rules:

- 1) Provider may return MP5 message indicating that TargetPool is an invalid parameter. In this case, the client should select a pool and retry the operation.
- 2) The provider will select a pool and proceed with the operation.

If the TargetPool is supplied, the provider uses the requested pool except for the next special case. For CopyType "UnSyncAssoc" creating a delta replica and DeltaReplicaPoolAccess values of "Shared" or "Exclusive" are indicated by the provider, TargetPool should be managed by the client as shown in Table 238

Table 238 - TargetPool Parameter for Delta Replicas

DeltaReplicaPoolAccessvalue	TargetPool supplied	TargetPool not supplied
Shared	Error with an MP5 message. The specialized pool pre-exists and is always supplied by the provider.	Always the correct client action. The provider locates the specialized pool.
Exclusive	If the method invocation is creating the first delta replica for the specified source element, TargetPool is supplied by the client. The pool is used by the provider and a ReplicaPoolForStorage association is created as a side effect. If delta replicas already exist for the source element, an error with an MP5 message will be returned.	If the specified source element has a ReplicaPoolForStorage association, the provider uses this pool as the container for a new delta replica. If this association does not exist, an error with an MP5 message is returned.

If TargetSettingGoal is not supplied by the client, the provider generates a default StorageSetting element for the replica. If TargetSettingGoal is supplied by the client, the provider will return an MP5 error message if the goal is incompatible with the corresponding target pool. If "job started" is returned, a Target Element reference may or may not be returned by the provider. 9.1.8 Accessibility to Created Elements explains when a reference to the new replica element is available to the client.

9.5.2.2.3 AttachReplica

This method creates a StorageSynchronized relationship between two (existing) storage volumes. Once the association is created the SyncState is set to "initialized", "Prepared" or "Synchronized" as defined in the StorageConfigurationCapabilities associated with the StorageConfigurationService. There is no ConcreteJob created or returned on this method call (since the only action effected is the creation of the association).

```

AttachReplica():
[In, Description ("A end user relevant name for the element being created. If NULL,
then a system supplied
default name can be used. The value will be stored in the
'ElementName' property for the created element")]
string ElementName,
[In, Required, Description("The source storage object.")]
CIM_LogicalElement REF SourceElement,
[In, Required, Description("Reference to the target storage element (i.e., the
replica).")]
CIM_LogicalElement REF TargetElement,
[In, Required, Description("CopyType describes the type of copy that will be made.
Values are:
Async: Create and maintain an asynchronous copy of the source.
Sync: Create and maintain a synchronized copy of the source.
UnSyncAssoc: Create an unsynchronized copy and maintain an association to the
source.
UnSyncUnAssoc: Create unassociated copy of the source element."),
ValueMap {"2", "3", "4", "5", ".", "0x8000.."},
Values {"Async", "Sync", "UnSyncAssoc", "UnSyncUnAssoc", "DMTF Reserved", "Vendor
Specific"}]
Uint16 CopyType

```

```
[Out, IN(false), Description("Reference to the job (may be null if job
                                completed).")]
CIM_ConcreteJob REF Job,
```

7.3.3.8.8 Client Considerations

9.5.2.2.4 Additional Notes on StorageConfigurationService Methods

CreateReplica shall be provided if local replicas are supported. Replica target elements are deleted using the ReturnToStoragePool method in block services. All associations and associated setting elements are automatically deleted at the same time the element is deleted.

TargetElement candidates cannot have an existing SyncedElement role to a StorageSynchronized association. The provider returns a DRM26 error message if the candidate is already in use as a replica target element. Source elements may generally be associated with multiple replica targets. The provider may return a DRM26 error in some cases if an element cannot serve as a replica source. The provider may return a DRM27 error if the client attempts to create replication targets exceeding the provider specified limits.

If the method returns "job completed", the new StorageSynchronized association is accessible to the client. If the method returns "job started", the association may not be accessible. In this case, an instance creation indication should be generated by the provider when the association is accessible.

If the provider supports replica modification, a Goal parameter may be passed by the client to change the value of modifiable setting properties. The provider may ignore properties not relevant to replication operations. The properties that may be supplied by the client include UseReplicationBuffer, InitialSynchronization and ReplicationPriority.

DEPRECATED

EXPERIMENTAL

9.5.2.3 ReplicationService Methods

The ReplicationService has a number of extrinsic methods for replication management.

All of the ReplicationService extrinsic methods return one of the following status codes. Depending on the error condition, a method may return additional error codes and/or throw an appropriate exception to indicate the error encountered.

0: (Job) Completed with no error

1: Method not supported

4: Failed

5: Invalid Parameter

4096: Method Parameters Checked - Job Started

For the input/output parameter values, refer to the appropriate MOF files and the value maps.

Table 239 summarizes the extrinsic methods for replica creation and management in the ReplicationService.

Table 239 - Extrinsic Methods of ReplicationService

Method	Described in
CreateElementReplica	Section 9.5.2.3.1
CreateSynchronizationAspect	Section 9.5.2.3.2
ModifyReplicaSynchronization	Section 9.5.2.3.3
ModifyListSynchronization	Section 9.5.2.3.4
ModifySettingsDefineState	Section 9.5.2.3.5
GetAvailableTargetElements	Section 9.5.2.3.6
GetReplicationRelationships	Section 9.5.2.3.7

9.5.2.3.1 CreateElementReplica

```
uint32 ReplicationService.CreateElementReplica(
    [IN] string ElementName,
    [IN, Required] uint16 SyncType,
    [IN, Required] uint16 Mode,
    [IN, Required] CIM_LogicalElement REF SourceElement,
    [IN, OUT] CIM_LogicalElement REF TargetElement,
    [IN, EmbeddedInstance("CIM_ReplicationSettingData")]
    string ReplicationSettingData,
    [OUT] CIM_ConcreteJob REF Job,
    [OUT] CIM_Synchronized REF Synchronization,
    [IN] CIM_SettingData REF TargetSettingGoal,
    [IN] CIM_ResourcePool REF TargetPool,
    [IN] uint16 WaitForCopyState);
```

This method allows a client to create (or start a job to create) a new storage object which is a replica of the specified source storage object (SourceElement). The parameters are as follows:

- ElementName: A end user relevant name for the element being created. If NULL, then a system supplied name is used. The value will be stored in the 'ElementName' property for the created element.
- SyncType: Describes the type of copy that will be made. For example, Mirror, Snapshot, and Clone.
- Mode: Describes whether the target elements will be updated synchronously or asynchronously.
- SourceElement: The source storage object which may be a StorageVolume or storage object.
- TargetElement:
 - As an input, refers to a target element to use. If a target element is not supplied, the implementation may locate or create a suitable target element. See 9.5.2.4.9.
 - As an output, refers to the created target storage element (i.e., the replica). If a job is created, the target element may not be available immediately.

- **ReplicationSettingData:** If provided, it overrides the default replication setting data for the given SyncType. If not provided, the implementation uses the default replication setting data.
- **Job:** If a Job is created as a side-effect of the execution of the method, then a reference to that Job is returned through this parameter (may be NULL if job is completed).
- **Synchronization:** Refers to the created association between the source and the target element. If a job is created, this parameter may be NULL, unless the association is actually formed.
- **TargetSettingGoal:** The definition for the StorageSetting to be maintained by the target storage object (the replica). If a target element is supplied, this parameter shall be NULL.
- **TargetPool:** The underlying storage for the target element (the replica) will be drawn from TargetPool if specified, otherwise the allocation is implementation specific. If a target element is supplied, this parameter shall be NULL.
- **WaitForCopyState:** Before returning, the method shall wait until this CopyState is reached. For example, CopyState of Initialized means associations have been established, but there is no data flow. CopyState of Synchronized indicates the replica is an exact copy of the source element. CopyState of UnSynchronized means copy operation is in progress (see Table 230, "CopyStates Values," for the CopyStates).

Method Notes:

- Creates a storage element of the same type as the source element.
- Creates a StorageSynchronized association.
- Creates SystemDevice, AllocatedFromStoragePool, and ElementSettingData associations to the newly created target element.
- May create BasedOn and ReplicaPoolForStorage associations.

9.5.2.3.2 CreateSynchronizationAspect

```
uint32 ReplicationService.CreateSynchronizationAspect(
    [IN]    string ElementName,
    [IN, Required]    uint16 SyncType,
    [IN, Required]    uint16 Mode,
    [IN]    CIM_ReplicationGroup REF SourceGroup,
    [IN]    CIM_LogicalElement REF SourceElement,
    [IN]    uint16 Consistency,
    [IN, EmbeddedInstance ( "CIM_ReplicationSettingData" )]
        string ReplicationSettingData,
    [OUT]    CIM_ConcreteJob REF Job,
    [OUT]    CIM_SettingsDefineState REF SettingsState );
```

This method allows a client to create (or start a job to create) new instances of SynchronizationAspect that are associated to the source element via the SettingsDefineState associations. This representation may be of a form of pointers or a series of checkpoints that keep track of the source element data for the created point-in-time.

This method does not include a target element, however, a target element can be added subsequently using the ModifySettingsDefineState method.

The method creates individual associations between the source elements and the instances of SynchronizationAspect.

The parameters are as follows:

- **ElementName:** A end user relevant name. If NULL, then a system supplied default name can be used. The value will be stored in the ElementName property of the created SynchronizationAspect.
- **SyncType:** See 9.5.2.3.1: CreateElementReplica's parameters.
- **Mode:** See 9.5.2.3.1: CreateElementReplica's parameters.
- **SourceGroup:** This should be null for ungrouped copies.
- **SourceElement:** See 9.5.2.3.1: CreateElementReplica's parameters.
- **Consistency:** This should be null for ungrouped copies.
- **ReplicationSettingData:** See 9.5.2.3.1: CreateElementReplica's parameters.
- **Job:** See 9.5.2.3.1: CreateElementReplica's parameters.
- **SettingsState:** Refers to the created association between the source element or group and the instance of the SynchronizationAspect. If a job is created, this parameter may be NULL, unless the association is actually formed.

Method Notes:

- May create an instance of SynchronizationAspect if an appropriate one does not exist already.
- May create ReplicaPoolForStorage associations.

9.5.2.3.3 ModifyReplicaSynchronization

```
uint32 ReplicationService.ModifyReplicaSynchronization(
    [IN, Required] uint16 Operation,
    [IN, Required] CIM_Synchronized REF Synchronization,
    [IN, EmbeddedInstance ( "CIM_ReplicationSettingData" )]
    string ReplicationSettingData,
    [IN] CIM_StorageSynchronized REF SyncPair[],
    [OUT] CIM_ConcreteJob REF Job,
    [IN] boolean Force,
    [OUT] CIM_SettingsDefineState REF SettingsState,
    [IN] uint16 WaitForCopyState);
```

This method allows a client to modify (or start a job to modify) the synchronization association between two storage objects. The parameters are as follows:

- **Operation:** This parameter describes the type of modification to be made to the replica and/or to the related associations, for example, Split.
- **Synchronization:** The reference to the replication association describing the elements relationship that is to be modified.
- **ReplicationSettingData:** See 9.5.2.3.1: CreateElementReplica's parameters.
- **SyncPair[]:** For operations on ungrouped elements, this parameter should be NULL.
- **Job:** See 9.5.2.3.1: CreateElementReplica's parameters.

- **SettingsState:** Reference to the association between the source element and an instance of SynchronizationAspect. This parameters applies to operations such as Dissolve, which dissolves the Synchronized relationship, but causes the SettingsDefineState association to be created. Depending on the implementation, Deactivate may also return a SettingsState.
- **Force:** Some operations may cause an inconsistency among the target elements. If true, the client is not warned and the operation is performed if possible.
- **WaitForCopyState:** See 9.5.2.3.1: CreateElementReplica's parameters.

9.5.2.3.4 ModifyListSynchronization

```
uint32 ReplicationService.ModifyListSynchronization(
    [IN, Required] uint16 Operation,
    [IN, Required] CIM_Synchronized REF Synchronization[],
    [IN, EmbeddedInstance ( "CIM_ReplicationSettingData" )]
        string ReplicationSettingData,
    [OUT] CIM_ConcreteJob REF Job,
    [IN] boolean Force,
    [IN] uint16 WaitForCopyState);
```

This method allows a client to modify (or start a job to modify) a list of synchronization associations between two storage objects. The parameters are as follows:

- **Operation:** This parameter describes the type of modification to be made to the replica and/or to the related associations, for example, Split.
- **Synchronization:** An array of references to the replication association describing the elements relationship that is to be modified. All elements of the this array shall of the same concrete class, i.e., StorageSynchronized, and shall have the same SyncType, the same Mode, and the Operation must be valid for the ReplicationType -- SyncType, Mode.
- **ReplicationSettingData:** See 9.5.2.3.1: CreateElementReplica's parameters.
- **Job:** See 9.5.2.3.1: CreateElementReplica's parameters.
- **Force:** Some operations may cause an inconsistency among the target elements. If true, the client is not warned and the operation is performed if possible.
- **WaitForCopyState:** See 9.5.2.3.1: CreateElementReplica's parameters. All the supplied synchronization associations must reach at least the specified CopyState before the method returns.

9.5.2.3.5 ModifySettingsDefineState

```
uint32 ReplicationService.ModifySettingsDefineState(
    [IN, Required] uint16 Operation,
    [IN, Required] CIM_SettingsDefineState REF SettingsState,
    [IN, OUT] CIM_LogicalElement REF TargetElement,
    [IN, OUT] CIM_ReplicationGroup REF TargetGroup,
    [IN] uint64 TargetElementCount,
    [OUT] CIM_Synchronized REF Synchronization,
    [IN, EmbeddedInstance ( "CIM_ReplicationSettingData" )]
        string ReplicationSettingData,
    [OUT] CIM_ConcreteJob REF Job,
    [IN] CIM_SettingData REF TargetSettingGoal,
```

```
[IN] CIM_ResourcePool REF TargetPool,
[IN] uint16 WaitForCopyState);
```

This method allows a client to modify (or start a job to modify) the SettingsDefineState association between the storage objects and SynchronizationAspect. The modification could range from introducing the target elements, which creates new StorageSynchronized associations, to dissolving the SettingsDefineState associations all together.

With the Copy To Target operation, the supplied SettingsState is deleted since an “active” Synchronization is created to associate the source and the target elements.

The parameters are as follows:

- Operation: This parameter describes the type of modification to be made to the related associations, for example, Copy To Target, which initiates the copy operation from the point-in-time view to the supplied targets.
- SettingsState: Refers to the associations between the source elements and the SynchronizationAspect instances.
- TargetElement: If TargetElement is supplied, TargetGroup and TargetCount shall be NULL.
 - As an input, if the point-in-time has only one source element, this parameter supplies the target element.
 - As an output, refers to the created target storage element (i.e., the replica). If a job is created, the target element may not be available immediately.
- TargetGroup: For ungrouped elements, this shall be NULL.
- Synchronization: The reference to the replication association describing the element relationship.
- ReplicationSettingData: See CreateElementReplica’s parameters (9.5.2.3.1).
- Job: See CreateElementReplica’s parameters (9.5.2.3.1).
- TargetSettingGoal: See CreateElementReplica’s parameters (9.5.2.3.1).
- TargetPool: See CreateElementReplica’s parameters (9.5.2.3.1).
- WaitForCopyState: See CreateElementReplica’s parameters (9.5.2.3.1).

9.5.2.3.6 GetAvailableTargetElements Method

Since the rules for determining potential target volumes for a copy operation are not always straightforward, due to vendor-specific conditions, e.g. RAID level, the number of extents which consist of the StorageVolume, the type of storage array, and so on, it can be difficult for the client to know which volumes can be used as copy targets for a given source volume. This makes it difficult for the user to create a copy pair with the AttachReplica because he must know which volumes can be used for target volume for a particular source volume, otherwise the request may fail. The GetAvailableTargetElements method can be used to identify the potential target volumes for a copy operation. GetAvailableTargetElements method takes the source volume and list of candidate pools and returns the list of candidate target volumes for that source volume.

.Table 240 describes the GetAvailableTargetElements Method.

Table 240 - GetAvailableTargetElements Method

Method: GetAvailableTargetElements			
Errors: DRM25, DRM27, MP5, MP11			
Parameters:			
Qualifiers	Name	Type	Description/Values
IN, REQ	SourceElement	LogicalElement REF	The original source volume for the pair
IN	TargetPool[]	StoragePool REF	The arrays of the pools to search for target volumes. The method finds candidate target volumes from the available volumes in the specified TargetPools. This does include volumes with a Usage property value of reserved for copy target.
IN, REQ	CopyType	uint16	Copy type: 2: Async 3: Sync 4: UnSyncAssoc 5: UnSyncUnAssoc 6: Migrate
OUT	Candidates[]	LogicalElement REF	The list of candidate target volumes

```
uint32 ReplicationService.GetAvailableTargetElements(
    [IN, Required] CIM_LogicalElement REF SourceElement,
    [IN, Required] uint16 CopyType,
    [IN, Required] uint16 Mode,
    [IN, EmbeddedInstance ( "CIM_ReplicationSettingData" )]
        string ReplicationSettingData,
    [IN] CIM_ComputerSystem REF Systems[],
    [IN] CIM_SettingData REF TargetSettingGoal,
    [IN] CIM_ResourcePool REF TargetPools[],
    [OUT] CIM_ConcreteJob REF Job,
    [OUT] CIM_LogicalElement REF Candidates[] );
```

This method allows a client to get (or start a job to get) all of the candidate target elements for the supplied source element. If a job is started, once the job completes, examine the AffectedJobElement associations for candidate targets. The parameters are as follows:

- SourceElement: The source storage object which may be a StorageVolume or storage object.
- CopyType: See CreateElementReplica's parameters (9.5.2.3.1).
- Mode: See CreateElementReplica's parameters (9.5.2.3.1).
- ReplicationSettingData: See CreateElementReplica's parameters (9.5.2.3.1). The parameter is useful for requesting a specific combination of thinly and fully provisioned elements.

- `Systems[]`: For local copies this parameter should be NULL.
- `TargetSettingGoal`: Desired target `StorageSetting`. If NULL, settings of the source elements shall be used.
- `TargetPools[]`: The storage pools for the target elements. If NULL, all storage pools are examined.
- `Job`: See `CreateElementReplica`'s parameters (9.5.2.3.1).
- `Candidates[]`: The list of the candidate target elements found.

9.5.2.3.7 GetReplicationRelationships

```
uint32 ReplicationService.GetReplicationRelationships(
    [IN]  uint16 Type,
    [IN]  uint16 CopyType,
    [IN]  uint16 Mode,
    [IN]  uint16 SyncState,
    [OUT] CIM_ConcreteJob REF Job,
    [OUT] CIM_Synchronized REF Synchronizations[] );
```

This method allows a client to get (or start a job to get) all of the synchronization relationships known to the processing replication service. If a job is started, once the job completes, examine the `AffectedJobElement` associations for the synchronization relationships. The parameters are as follows:

- `Type`: The type of synchronization relationships, for example, `StorageSynchronized`. If this parameter is not supplied, all such relationships are retrieved.
- `SyncType`: See `CreateElementReplica`'s parameters (9.5.2.3.1). If this parameter is not supplied, all `SyncTypes` are retrieved.
- `Mode`: See `CreateElementReplica`'s parameters (9.5.2.3.1). If this parameter is not supplied, all `Modes` are retrieved.
- `CopyState`: Only retrieve synchronization relationships that currently this `CopyState` (see Table 230, "CopyStates Values,"). If this parameter is not supplied, relationships are retrieved regardless of their current `CopyState`.
- `Job`: See `CreateElementReplica`'s parameters (9.5.2.3.1).
- `Synchronizations[]`: An array of elements found.

9.5.2.4 ReplicationServiceCapabilities Methods

There are a number of extrinsic methods in the `ReplicationServiceCapabilities` that advertise the implemented replication services capabilities.

All of the Profile extrinsic methods return one of the following status codes. Depending on the error condition, a method may return additional error codes and/or throw an appropriate exception to indicate the error encountered.

0: (Job) Completed with no error

1: Method not supported

4: Failed

5: Invalid Parameter

4096: Method Parameters Checked - Job Started

For the input/output parameter values, refer to the appropriate MOF files and the value maps.

Table 241 summarizes the extrinsic methods for replica creation and management in the ReplicationService.

Table 241 - Extrinsic Methods of ReplicationServiceCapabilities

Method	Described in
ConvertSyncTypeToReplicationType	Section 9.5.2.4.1
ConvertReplicationTypeToSyncType	Section 9.5.2.4.2
GetSupportedCopyStates	Section 9.5.2.4.3
GetSupportedFeatures	Section 9.5.2.4.4
GetSupportedOperations	Section 9.5.2.4.5
GetSupportedSettingsDefineStateOperations	Section 9.5.2.4.6
GetSupportedThinProvisioningFeatures	Section 9.5.2.4.7
GetSupportedMaximum	Section 9.5.2.4.8
GetDefaultReplicationSettingData	Section 9.5.2.4.9
GetSupportedReplicationSettingData	Section 9.5.2.4.10

9.5.2.4.1 ConvertSyncTypeToReplicationType

```
uint32 ReplicationServiceCapabilities.ConvertSyncTypeToReplicationType(
    [IN] uint16 SyncType,
    [IN] uint16 Mode,
    [IN] uint16 LocalOrRemote,
    [OUT] uint16 SupportedReplicationTypes );
```

The majority of the methods in this class accept ReplicationType which represents a combination of SyncType, Mode, and Local/Remote. This method accepts the supplied information and returns the corresponding ReplicationType, which can be passed to other methods to get the additional capabilities.

Table 242, Table 243, Table 244, and Table 245 show the values for the ConvertSyncTypeToReplicationType parameters. These values also appear in the value maps in the appropriate MOF files.

Table 242 - SyncTypes

SyncType	Value
Mirror	6
Snapshot	7
Clone	8

Table 243 - Modes

Mode	Value
Synchronous	2
Asynchronous	3

Table 244 - Local or Remote

LocalOrRemote	Value
Local	2
Remote	3

Table 245 - ReplicationTypes

SupportedReplicationType	Value
Synchronous Mirror Local	2
Asynchronous Mirror Local	3
Synchronous Mirror Remote	4
Asynchronous Mirror Remote	5
Synchronous Snapshot Local	6
Asynchronous Snapshot Local	7
Synchronous Snapshot Remote	8
Asynchronous Snapshot Remote	9
Synchronous Clone Local	10
Asynchronous Clone Local	11
Synchronous Clone Remote	12
Asynchronous Clone Remote	13

9.5.2.4.2 ConvertReplicationTypeToSyncType

```
uint32 ReplicationServiceCapabilities.ConvertReplicationTypeToSyncType(
    [IN]  uint16 ReplicationType,
    [OUT] uint16 CopyType,
    [OUT] uint16 Mode,
    [OUT] uint16 LocalOrRemote );
```

This method does the opposite of the method `ConvertSyncTypeToReplicationType`. This method translates `ReplicationType` to the corresponding `SyncType`, `Mode`, and `Local/Remote`.

9.5.2.4.3 GetSupportedCopyStates

```
uint32 ReplicationServiceCapabilities.GetSupportedCopyStates(
    [IN]  uint16 ReplicationType,
    [OUT] uint16 SupportedCopyStates[],
    [OUT] boolean HostAccessible[] );
```

For a given `ReplicationType`, this method returns the supported `CopyStates` (Table 230) and a parallel array to indicate whether for a given `CopyState` the target element is host accessible or not (true or false).

9.5.2.4.4 GetSupportedFeatures

```
uint32 ReplicationServiceCapabilities.GetSupportedFeatures(
```



```
[IN]  uint16 ReplicationType,
[OUT] uint16 Features[] );
```

For a given ReplicationType, this method returns the supported features listed in Table 246.

Table 246 - Features

Feature	Description
"Replication Groups"	Elements in a replication group are supported in a replication operation.
"Number of hops in multi-hop replication"	Maximum number of hops in multi-hop replication the service can manage.
"Service suspends source I/O when necessary"	Provider is able to suspend I/O to source elements before splitting the target elements. Otherwise, the client needs to quiesce the application before issuing the split command.
"Targets allocated from Any storage pool"	Specialized storage pools are not required for the target elements, as long as the pool is not reserved for special activities.
"Targets allocated from Shared storage pool"	Targets are allocated from storage pools reserved for Copy Services.
"Targets allocated from Exclusive storage pool"	Targets are allocated from exclusive storage pools.
"Targets allocated from Multiple storage pools"	Targets are allocated from multiple specialized, exclusive pools.
"Targets require reserved elements"	The target elements must have a specific Usage value. For example, reserved for "Local Replica Target" (mirror), reserved for "Delta Replica Target" (Snapshot), etc.
"Target is associated to SynchronizationAspect"	The target element is associated to SynchronizationAspect via SettingsDefineState. SynchronizationAspect contains the point-in-time timestamp and the source element reference used to copy to the target element.
"Source is associated to SynchronizationAspect"	The source element is associated to SynchronizationAspect via the SettingsDefineState association. SynchronizationAspect contains the point-in-time information of the source data.
"Error recovery from Broken state Automatic",	For example, if the connection between the source and target elements is broken (CopyState = <i>Broken</i>), once the connection is restored, the copy operation continues automatically. If the error recovery is not automatic, it requires manual intervention to restart the copy operation. Use ModifyReplicaSynchronization, with Operation set to Resume.

9.5.2.4.5 GetSupportedOperations

```
uint32 GetSupportedOperations(
[IN]  uint16 ReplicationType,
[OUT] uint16 SupportedOperations[] );
```

For a given ReplicationType this method returns the supported Operations on a StorageSynchronized association that can be supplied to the ModifyReplicaSynchronization method, as shown in Table 247.

Refer to Figure 56, "CopyState Transitions" for additional information.

Table 247 - Operations

Operation	Description	Special Consideration
"Abort"	Abort the copy operation if it is possible.	
"Activate Consistency"	Enable consistency.	

Table 247 - Operations

Operation	Description	Special Consideration
"Activate"	Activate an inactive StorageSynchronized association.	
"AddSyncPair"	Add source and target elements of a StorageSynchronized association to the source and target replication groups. The SyncType of the associations must be the same.	
"Deactivate Consistency"	Disable consistency.	
"Deactivate"	Stop the copy engine. Writes to source element are allowed.	Snapshot: Writes to target element after point-in-time is created are lost (pointers removed).
"Detach"	Remove the association between the source and target elements. Detach does not delete the target element.	
"Dissolve"	Dissolve the synchronization association between two storage objects, however, the target element continues to exist.	Snapshot: This operation also creates a SettingsDefineState association between the source element and an instance of SynchronizationAspect if the ReplicationType supports it.
"Failover"	Enable the read and write operations from the host to the target element. This operation useful for situations when the source element is unavailable.	
"Failback"	Switch the read/write activities from the host back to source element. Update source element from target element with writes to target during the failover period.	
"Fracture"	Separate the target element from the source element.	
"Resync Replica"	Resynchronize a fractured target element.	
"Restore from Replica"	Copy a fractured target element to the source element.	
"Resume"	Continue the copy operation of a suspended (or <i>Broken</i>) relationship.	To continue from the <i>Broken</i> state, the problem should be corrected first before requesting to resume.
"Reset To Sync"	Change Mode to Synchronous.	
"Reset To Async"	Change Mode to Asynchronous.	
"Return To StoragePool"	Delete a Snapshot target.	
"Reverse Roles"	Switch the source and the target elements' roles.	
"Split"	Separate the source and the target elements in a <i>consistent</i> manner.	
"Suspend"	Stop the copy engine in such a way that it can be resumed.	

Table 248 compares the action of similar Operations.

Table 248 - Comparison of Similar Operations

Operations	Description
Activate versus Resume	<p>Activate: Activates a StorageSynchronizes association that has a CopyState of "Inactive."</p> <p>Resume: Resumes a StorageSynchronized association that has a CopyState of "Suspended".</p>
Deactivate versus Suspend	<p>Deactivate: Stops the copy engine. In the case of Snapshots, all writes to target element are deleted (pointers to changed data are removed). While inactive, writes to source element will not be committed to target element once activated.</p> <p>Suspend: Stops the copy engine. All writes to target element are preserved. Once resumed, pending writes to target element are committed.</p>
Fracture versus Split	<p>Fracture: Source and target elements are separated "abruptly."</p> <p>Split: Source and target elements are separated in an orderly fashion. Consistency of target elements is maintained.</p>
Detach versus Dissolve	<p>Detach: The association between the source and target element must be first Fractured/Split before it can be Detached.</p> <p>Dissolve: The association can have a CopyState of Synchronized. Additionally, Dissolve can create a SettingsDefineState association based on GetSupportedFeatures (see 9.5.2.4.4) Capabilities.</p>

9.5.2.4.6 GetSupportedSettingsDefineStateOperations

```
uint32 ReplicationServiceCapabilities.GetSupportedSettingsDefineStateOperations(
    [IN] uint16 ReplicationType,
    [OUT] uint16 SupportedOperations[] );
```

For a given ReplicationType this method returns the supported operations on a SettingsDefineState association that can be supplied to the ModifySettingsDefineState method, shown in Table 249.

Table 249 - SettingsDefineState Operations

SettingsDefineState Operation	Description	Special Consideration
"Activate Consistency"	Enable consistency	
"Deactivate Consistency"	Disable consistency	
"Delete"	Remove the SettingsDefineState association. Instance of SynchronizationAspect may also be deleted if it is not shared with other elements.	
"Copy To Target"	Introduces the target elements and forms the necessary associations between the source and the target elements (i.e., StorageSynchronized).	

9.5.2.4.7 GetSupportedThinProvisioningFeatures

```
uint32 ReplicationServiceCapabilities.GetSupportedThinProvisioningFeatures(
```

```
[IN]  uint16 ReplicationType,
[OUT] uint16 SupportedThinProvisioningFeatures[] );
```

For a given ReplicationType this method returns the supported features related to thin provisioning.

A client can request a specific thin provisioning policy in the ReplicationSettingData parameter of the appropriate method call.

Table 250 - Thin Provisioning Features

Feature	Description
"Thin provisioning is not supported"	The replication service does not distinguish between thinly and fully provisioned elements. The service treats all elements as fully provisioned elements.
"Zeros written in unused allocated blocks of target"	Applies to copying from a thinly provisioned element to a fully provisioned element. The implementation needs to allocate "real" storage blocks on the target side for the corresponding blocks of the source element that are unused.
"Unused allocated blocks of target are not initialized"	Applies to copying from a thinly provisioned element to a fully provisioned element. The implementation needs to allocate "real" storage blocks on the target side for the corresponding blocks of the source element that are unused.

9.5.2.4.8 GetSupportedMaximum

```
uint32 ReplicationServiceCapabilities.GetSupportedMaximum(
    [IN]  uint16 ReplicationType,
    [IN]  uint16 Component,
    [OUT] uint64 MaxValue );
```

This method accepts a ReplicationType and a component, it then returns a static numeric value representing the maximum number of the specified component that the service supports. A value of 0 indicates unlimited components of the given type. In all cases the maximum value is bounded by the availability of resources on the computer system. If the information is not known, the method returns 7 which indicates "Information is not available".

Effectively, this method informs clients of the edge conditions.

Table 251 shows the list of components that can be specified.

Table 251 - Components

Component	Description
"Number of target elements per source element"	Maximum number of target elements per source element.
"Number of total source elements"	Maximum number of total source elements supported by the service.
"Number of total target elements"	Maximum number of total target elements supported by the source.
"Number of hops in multi-hop replication"	Maximum number of hops in multi-hop replication the service can manage.

9.5.2.4.9 GetDefaultReplicationSettingData

```
uint32 ReplicationServiceCapabilities.GetDefaultReplicationSettingData(
    [IN]    uint16 ReplicationType,
    [OUT, EmbeddedObject]
    string DefaultInstance );
```

This method for a given ReplicationType returns the default ReplicationSettingData as an instance.

9.5.2.4.10 GetSupportedReplicationSettingData

Not defined in this version of the standard.

EXPERIMENTAL

9.6 Client Considerations and Recipes

9.6.1 Discovery of Copy support and Capabilities

A single instance of a Copy Services provider may support mirrors, snapshots and clones. A client follows these steps to fully discover and understand all capabilities of the provider:

- Locate the hosted instance of StorageConfigurationService.
- Enumerate and get all of the informational capability objects associated with StorageConfigurationService

Block services shall be supported by the provider. The Copy Services Subprofile shall be registered by the provider. The provider shall host one instance of StorageConfigurationService.

The properties of StorageConfigurationCapabilities and StorageReplicationCapabilities indicate precisely how the provider supports each copy service feature. The client should find one instance of StorageReplicationCapabilities for each SupportedSynchronizationType value supported by the provider. StorageReplicationCapabilities can be specialized as shown in Table 252.

Table 252 - Replica Specialization by CopyType

SupportedSynchronizationType value	CopyType value	Specialization
Async (2)	Async (2)	Asynchronous local mirror replication
Sync (3)	Sync (3)	Synchronous local mirror replication
UnSyncAssoc-Full (4)	UnSyncAssoc (4)	Full snapshots
UnSyncAssoc-Delta (5)	UnSyncAssoc (4)	Delta snapshots
UnSyncUnAssoc (6)	UnSyncUnAssoc (5)	Clone replication

Each instance shows the client:

- Replica type supported (full or delta)
- Methods supported and ModifySynchronization operations supported
- Any restrictions on host access to replicas
- Upper limits such as maximum replicas for one source element
- Specialized features by CopyType

Most of the properties in `StorageReplicationCapabilities` are optional. The client first analyzes `SupportedSynchronousActions[]`, `SupportedAsynchronousActions[]`, `SupportedModifyOperations[]` and `SupportedSpecializedElements[]`. Support for the remaining optional properties is conditional on the values indicated for these properties.

EXPERIMENTAL

If the `CIM_ReplicationService` has been implemented, another set of methods and capabilities will also exist -- the `CIM_ReplicationServiceCapabilities`. The client should find one instance of `ReplicationServiceCapabilities` for each instance of hosted `ReplicationService`. `ReplicationServiceCapabilities` can be specialized as shown in Table 253.

Table 253 - Replica Specialization by SyncType/Mode

SupportedReplicationType value	SyncType/Mode value	Specialization
Synchronous Mirror Local (2)	Mirror (6) / Synchronous (2)	Synchronous mirror
Asynchronous Mirror Local (3)	Mirror (6) / Asynchronous (3)	Asynchronous mirror
Synchronous Snapshot Local (6)	Snapshot (7) / Synchronous (2)	Synchronous Snapshot
Asynchronous Snapshot Local (7)	Snapshot (7) / Asynchronous (3)	Asynchronous Snapshot
Synchronous Clone Local (10)	Clone (8) / Synchronous (2)	Synchronous Clone
Asynchronous Clone Local (11)	Clone (8) / Asynchronous (3)	Asynchronous Clone

An instance of `ReplicationServiceCapabilities` shows the client:

- Methods supported and `ModifyReplicaSynchronization` operations supported, and
- Storage Objects (e.g., Volumes or LogicalDisks) supported

The client first analyzes `SupportedSynchronousActions[]`, `SupportedAsynchronousActions[]` and `SupportedStorageObjects[]`. Other features can be determined from the `GetSupportedFeatures` method of the class.

EXPERIMENTAL

EXPERIMENTAL

9.6.2 Creating and Managing Replicas

In general, creating and managing replicas involves the following steps:

- Decide on the `SyncType` of replica (Mirror, Snapshot, Clone) and `Mode` (Synchronous, Asynchronous). See 9.1.4.1.
- Locate the hosted instance of `ReplicationService`. See 9.1.3.
- Locate the instance of `ReplicationServiceCapabilities`. Utilize its properties and methods to determine the applicable capabilities offered by the implementation for the desired `ReplicationType` (includes `SyncType` and `Mode`). See 9.1.4.

- Use the method `ReplicationService.GetAvailableTargetElements` to locate appropriate target elements. Depending on the implementation, it is also possible to allow the service to locate target elements. See 9.5.2.3.6.
- Verify `StoragePools` have sufficient free capacity for the target elements. See 9.1.22.
- Invoke the appropriate extrinsic method of the `ReplicationService` to create a replica. See 9.5.2.3.1.
- Monitor the copy operation's progress by examining the replication associations properties, or subscribe to the appropriate indications -- including storage pool low space alert indications. See 9.1.6 and 9.1.24.
- Invoke the method `ReplicationService.ModifyReplicaSynchronization` to modify a replica. For example, "split" a replica from its source element. See 9.5.2.3.3.

EXPERIMENTAL

9.6.3 Using StorageSetting for Replicas

The `StorageSetting` class has several properties used to create and manage replicas. Instances of this class are used as goal parameters for many of the methods used by the subprofile. These instances are serially reusable for a short sequence of operations ending with creation of a pool or an element. The client should follow these steps:

- 1) Invoke `CreateSetting` with `SettingType` value "Goal" for a selected storage pool.
- 2) Set values for all of the properties used to create and manage replicas. These properties are listed in the definition of `StorageSetting` in this subprofile. Property values can be changed by the `ModifyInstance` intrinsic method. The `SupportedStorageElementUsage[]` and `SupportedStoragePoolUsage[]` properties in `StorageConfigurationCapabilities` indicates which values of `StorageExtentInitialUsage` and `StoragePoolInitialUsage` are supported. Other replication properties may have been returned to the client with an initial value of "not applicable". The client should not modify the value of any property with a value of "not applicable".
- 3) The generated setting may initially be used one or more times as a goal parameter for the `GetSupportedSizes` and `GetSupportedSizeRange` methods. The setting may then be used once as a goal parameter for a pool or element creation method.
- 4) When the client no longer needs the generated setting instance, invoke the `DeleteInstance` intrinsic method.

9.6.4 Finding and Creating Target Elements

If a provider supports the `AttachReplica` method, the client finds or creates target elements eligible to become replicas. A provider may restrict replica targets to a specialized set of elements if element usage restrictions are supported as indicated in `StorageConfigurationCapabilities`. The client should follow these steps:

Case1: If the instrumentation does not support `GetAvailableTargetElements` method.

- 1) Determine the required size of the target element. Use the size of the source element unless a delta replica is created. If a delta replica is created, the size may be smaller than the associated source element.
- 2) Create a goal setting instance. Set `StorageExtentInitialUsage` to the correct value for the type of specialized element needed by the client. Set other replication setting property values as desired. Refer to 9.6.8 `Creating and Managing Snapshots` for guidelines on using delta reservation properties. Use this goal instance in all the remaining steps.

- 3) Search for existing StorageVolume instances that can be used as replica targets. A client can invoke the GetElementsBasedOnUsage method to locate available targets from existing elements. The client is responsible for screening the candidates for the required size and settings values. The search is always initiated on the system that will host the target element.
- 4) If no candidates exist, follow block services client considerations and recipes to create a new element as the replica target. Target elements may be created in pools or from element types that a provider supports as a component. As in step 2, set StorageExtentInitialUsage and all of the other replication setting properties to the required values before creating a new element. If a virtual element is created in a special delta replica pool (described in subsequent sections), the Size parameter value should be omitted when the element is created.

EXPERIMENTAL

Case2: If the instrumentation supports GetAvailableTargetElements method.

- 1) Select the original volume.
- 2) Get the copy target candidates by using GetAvailableTargetElements.
- 3) Select one of the candidates.
- 4) Create pair by CreateElementReplica.

EXPERIMENTAL

EXPERIMENTAL

9.6.5 Creating and Managing Pools for Delta Replicas

A provider may require specialized pools as containers for delta replicas. Such a pool only contains delta replicas based on the variable space consumption model explained below. The client should inspect the values of StorageReplicationCapabilities.DeltaReplicaPoolAccess. Values are:

- “Any” – Specialized pools not required for delta replicas. The provider creates delta replicas based on the fixed space consumption model and the client can select any pool as a container.
- “Shared” – a single shared pool is the container for all delta replicas. This type of pool is always preexisting and may be located with the GetElementBasedOnUsage method. The client may need to add space to this type of pool.
- “Exclusive” – each source element requires an exclusive, special pool for associated delta replicas. If the pool already exists, it is associated to the source element with a ReplicaPoolForStorage association. If the pool does not exist, the client creates the pool.

Delta replica pools are commonly created from or extended with component elements supplied by the InExtents[] parameter of the CreateOrModifyStoragePool method. The provider consumes all of the space in the supplied elements for this type of pool. All of the supplied elements should come from a single pool. Preexisting component elements may be located using the GetElementsBasedOnUsage method with the Usage parameter set to “Element Component”. New component elements may be created using a goal parameter with StorageExtentInitialUsage set to “Element Component”. The component element type shall be a type supported by the provider as indicated in SupportedStorageElementTypes[].

A client may increase the size of a preexisting shared pool by adding component elements. A common practice would be to use multiple small elements of equal size. Selected component elements are passed

to the `CreateOrModifyStoragePool` method using the `InExtents[]` parameter. The new elements are combined with any existing elements to increase the pool size.

A client may create new exclusive pools or increase the size of an existing exclusive pool. A new exclusive pool is commonly created by supplying one component element that supplies the required pool size. Later, the exclusive pool size is increased by supplying a `Size` parameter value indicating the required new size of the pool. The provider determines how to increase the size. An exclusive delta replica pool is automatically associated to a source element by the provider. A `ReplicaPoolForStorage` association to the source element is created during the first `CreateReplica` operation that refers to the pool.

If warning threshold alerts are supported, the client may invoke `ModifyInstance` to modify the value of `StoragePool.LowSpaceWarningThreshold`. The pool size can be increased following a low space alert indication.

If the provider requires a shared pool and only supports “Replica Attachment” as the method for creating delta snapshots, then the shared pool shall be provisioned with virtual devices to be used as target elements. The client should ensure that enough virtual devices exist to create the expected maximum number of delta replicas. Some number of virtual devices may preexist. If the client creates virtual devices, create a goal element for each virtual device with `StorageExtentInitialUsage` set to “Delta Replica Target” and omit the `Size` parameter when invoking the element creation method. This type of virtual device always has an initial `SpaceConsumed` value of zero and does not have a `StorageSynchronized` association until `AttachOrModifyReplica` is subsequently invoked by the client.

Capacity management for a delta replica pool adheres to the capacity relationship formula specified in Block Services, Extent Mapping and Extent Conservation. The standard capacity relationship is:

$$\text{TotalManagedSpace} = \text{RemainingManagedSpace} + \text{SUM}(\text{SpaceConsumed})$$

where `SpaceConsumed` is a sum for all elements created in the pool. `RemainingManagedSpace` and `SpaceConsumed` properties may have volatile values for a delta replica pool and the elements in the pool. The provider shall maintain values for these properties that satisfy the formula. However, a client may receive stale values when instance properties are retrieved in multiple operations. The stale values may result in an unequal comparison when the capacity management relationship is checked. A client should not expect to determine exactly how much space is consumed by a delta replica in a shared or exclusive pool. If a snapshot service provider allows multiple snapshots to share a consumed block, only one snapshot will count the block in its `SpaceConsumed` value. The most important capacity management role for the client is to correctly size the delta replica pool. The sizing should be based on the maximum number of snapshots retained in the pool and the expected space consumption per snapshot.

If the provider supports low space warning threshold alerts, the client should subscribe to these alert indications. The client should maintain adequate pool capacity by either increasing the pool size or deleting the oldest snapshots when an alert is received.

Extent mapping and extent conservation are not supported for elements created in a specialized delta replica pool.

EXPERIMENTAL

9.6.6 Creating and Managing Mirrors

A mirror replica is the same size as the associated source element and is fully copied from the source element. A provider may allow the mirror element to be a larger size than the source element. A full background copy is normally initiated by the provider when a mirror replica is created. If the provider defers the background copy, the client may need to initiate the copy at a later time.

A provider normally runs a copy engine that maintains a mirror as the current image of the associated source element. The copy engine may operate in either synchronous or asynchronous mode. If the client requests CopyType “Sync” when the replica is created, the copy engine runs in synchronous mode and any write I/O operation to the source does not receive ending status until the write operation is also completed for the mirror. If the client requests CopyType “Async”, the copy engine runs in asynchronous mode and write I/O operations receive ending status when the operation completes for the source element.

A mirror may be changed from a current image of the source element to a point-in-time image using a fracture operation. A mirror in the “Fractured” state is called a split mirror. A mirror can also be converted to an independent storage element by a “Detach” operation following a fracture operation. The detached mirror is equivalent to a clone element created with a CopyType “UnSyncUnAssoc” request (discussed below).

A local mirror target element is hosted on the same system as the source element. An operation to create a mirror includes the following steps:

Step 1: search the target host using the GetElementsBasedOnUsage method with the Usage parameter value set to “Local Replica Target”. The client can search the entire host or selected pools on the host. The client interfaces to the host system for the source element if a local mirror is created. The client shall provide a replica size value for the screening operation. Normally, this is the same size value as the source element. Select a candidate volume based on best fit or some other appropriate filter. Proceed to step 3 if a candidate is selected from existing elements.

Step 2: select a pool for creation of a new target element. For the pool being screened, access the associated StorageCapabilities instance and invoke CreateSetting to generate a modifiable setting object that is used as a goal parameter for one or more method invocations. Set StorageExtentInitialUsage to either “Local Replica Target”. Invoke GetSupportedSizes or GetSupportedSizeRange and screen the pool based on the target element size. If the pool does not support the required size, proceed to the next candidate pool. If a candidate pool is found and CreateReplica will be used to create the new mirror, proceed to step 3. Otherwise, the client may follow operations described in Clause 5: Block Services Package to create a new replica target candidate. Note: a client may elect to bypass screening and require a user to manually select a candidate pool or target element.

Step 3: invoke AttachReplica or CreateReplica to create a new mirror replica. If the provider returns “job completed” status, the client can immediately access the StorageSynchronized association instance for the new replica. If the provider returns “job started” status, the client may need to wait for accessibility to the StorageSynchronized association as described in 9.1.10 State Management For Associated Replicas. The client may need to initiate additional operations to bring the new replica to the required synchronization state. If the provider supports an InitialReplicationState of “Initialized”, the copy engine has not started a background copy operation and the client may invoke ModifySynchronization requesting a “Prepare” or “Resync” operation as needed.

The ModifySynchronization method can be invoked to manage existing mirrors. The subprofile supports the following operations:

- 1) Mirrors can be split from their associated source element using a “Fracture” operation. A split mirror is a point-in-time image of the source element. The split mirror can be used as a source for a backup operation or can be treated as a temporary clone. A split mirror can be changed back to a current image of the source element using a “Resync” operation.
- 2) Mirrors can be converted to independent storage elements by a sequence of operations including “Fracture” and “Detach”.
- 3) The source element can be restored from a mirror by invoking a “Restore” operation. This should normally follow a client action that blocks host I/O to both the source element and all associated replica elements until the restore operation is completed.

- 4) A provider may support “ResetToSync” and “ResetToAsync” operations if availability and performance QoS policies change over time. Invoke “ResetToSync” when availability QoS changes to a higher priority than performance QoS. Invoke “ResetToAsync” when the reverse relationship occurs.

9.6.7 Creating a Clone and Redirected Restore Operations

A clone is a full size, fully copied local replica that becomes an independent storage element as soon as the background copy operation is completed. A clone is usually created by invoking the AttachReplica or CreateReplica methods with the CopyType parameter set to a value of “UnSyncUnAssoc”. Alternatively, a clone may be created by detaching a split mirror or a frozen snapshot.

The provider shall automatically initiate a background copy operation when CopyType “UnSyncUnAssoc” is requested by a client. If the provider deploys the method as an asynchronous operation, then the provider may elect to create a temporary StorageSynchronized association that allows the client to manage copy priority for the background copy operation. This temporary association should only indicate a SyncState value of “Resync in progress” and the provider shall automatically delete the association when the background copy operation is completed. The client can modify the value of CopyPriority while the copy operation is in progress. The temporary association cannot be used for any other purpose and the client shall never invoke ModifySynchronization against this type of association.

A provider may allow a frozen snapshot to be treated as a clone. The client observes that a replica previously created with CopyType “UnSyncAssoc” has a SyncState value of “Frozen”. If the provider supports the ModifySynchronization Start Copy operation, this operation may be invoked to bring the replica from idle state to frozen state. The provider may allow copy priority to be managed as described in 9.6.9 “Managing Background Copy”.

The clone is a point-in-time image of the source element. The client shall supply any needed date/time value for the point-in-time because a guaranteed WhenSynced property value is not available for a clone created by a CopyType “UnSyncUnAssoc” operation. A provider may create a clone as either a synchronous or asynchronous operation. When the operation is completed, the client assumes the clone is ready to manage as an independent element if the OperationalStatus property indicates a value of “OK”.

The Restore operation for the ModifySynchronization method only allows restoration to the source element associated with a replica. If a provider supports multi-level replication, a variation of clone creation may be used to restore a replica to a redirected location. Invoke a replica creation method supported by the provider passing a replica element as the source parameter and also indicate CopyType “UnSyncUnAssoc”. The target may be a new element or an existing independent element.

EXPERIMENTAL

9.6.8 Creating and Managing Snapshots

Snapshot replicas are point-in-time images created with CopyType value “UnSyncAssoc”. Snapshots can be created as full size replicas of a source element or as delta replicas of a source element. Snapshots usually have lower space consumption and lower copy engine overhead than either split mirrors or clones used as point-in-time images. Snapshots are only supported as local replicas hosted on the same storage system as the associated source element. A provider defines only one instance of StorageReplicationCapabilities for managing snapshots. This instance indicates one of two values for SupportedSynchronizationType:

- Full size: SupportedSynchronizationType = “UnSyncAssoc-Full”
- Delta: SupportedSynchronizationType = “UnSyncAssoc-Delta”

Snapshot providers may deploy either a fixed space consumption model or a variable space consumption model for snapshot replicas. A full size replica always uses a fixed space consumption model. A delta

replica may use either a fixed or a variable model. Replica elements based on the variable model shall be created in special pools for delta replicas. A provider indicates support for special pools by including the value "Reserved as a Delta Replica Container" in StorageConfigurationCapabilities.SupportedStoragePoolUsage[]. The replica AllocatedFromStoragePool.SpaceConsumed property has a constant value for the fixed model and a volatile, increasing value for the variable model. The RemainingManagedSpace property for the corresponding pool has a volatile, decreasing value if the pool contains replicas based on the variable model. Figure 60: "Fixed Space Consumption" and Figure 61: "Variable Space Consumption" show the fixed and variable space consumption models for delta snapshots:

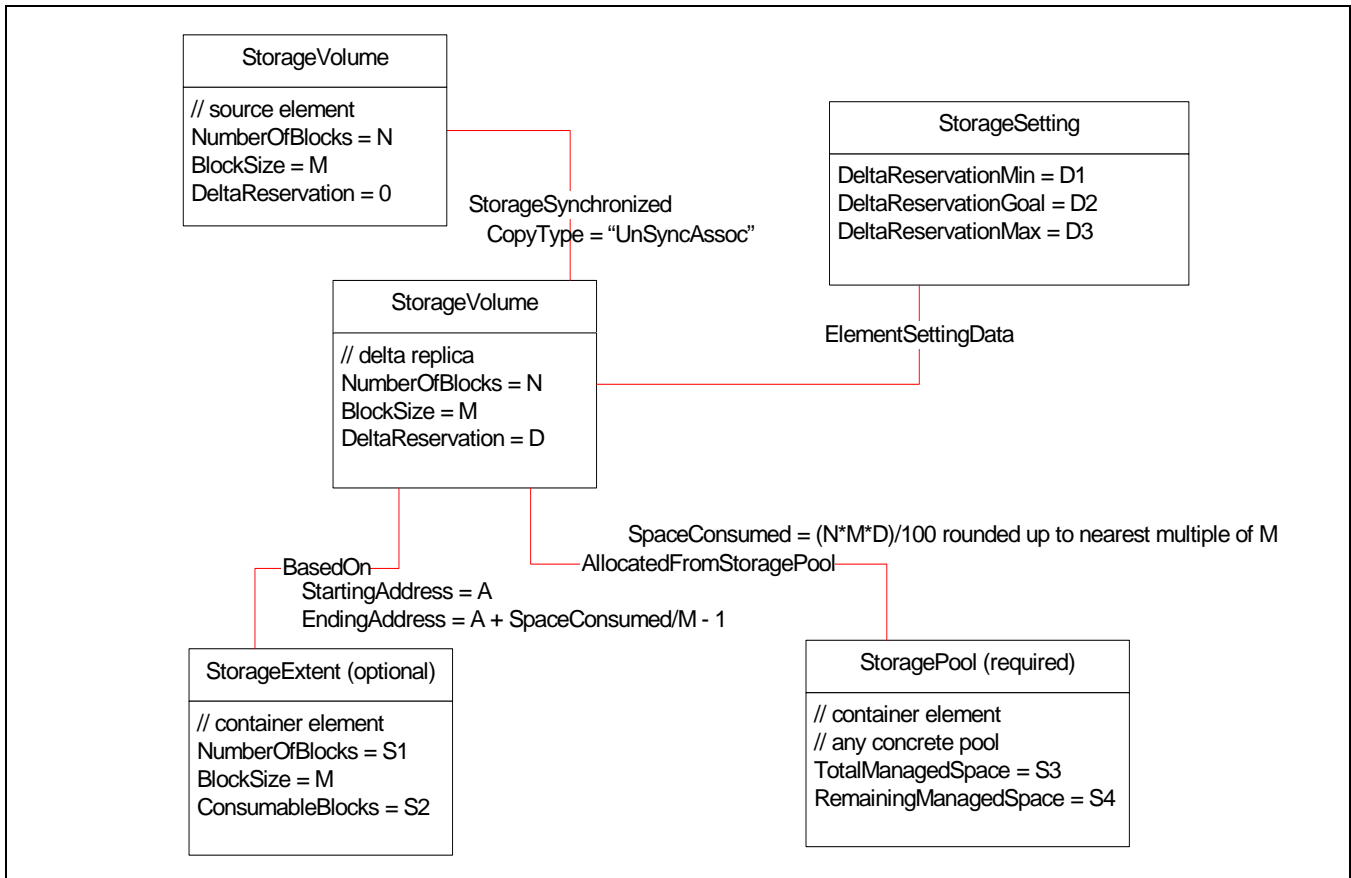


Figure 60 - Fixed Space Consumption

For full size snapshots, NumberOfBlocks and BlockSize indicate the actual size of the target element which is as large or larger than the source element. For delta snapshots, NumberOfBlocks and BlockSize have the same values as the associated source element. Delta reservation properties are only used for snapshots created by the CreateReplica method using fixed space consumption.

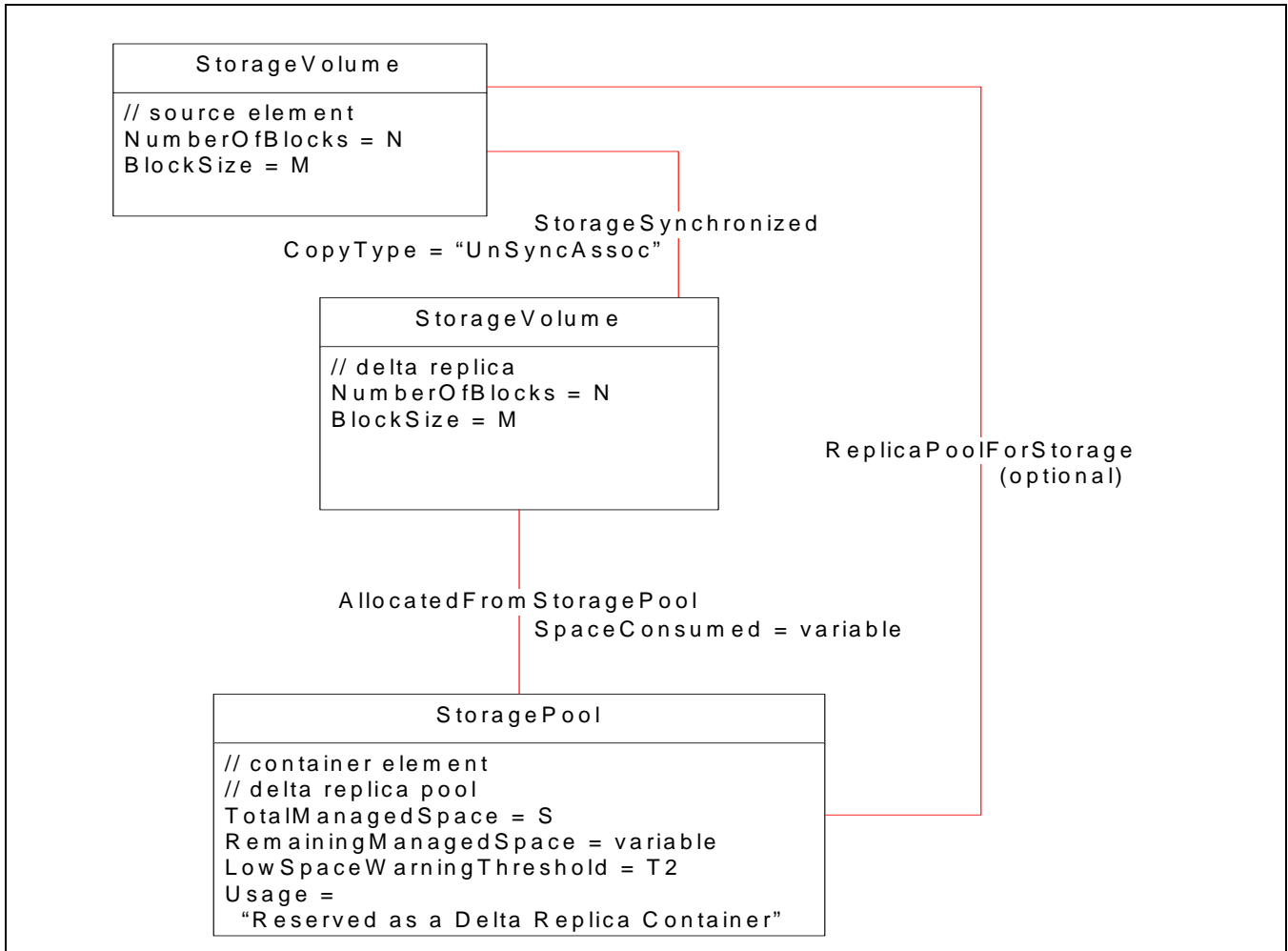


Figure 61 - Variable Space Consumption

The instances of StorageReplicationCapabilities for “UnSyncAssoc-Delta” and “UnSyncAssoc-Full” may use the patterns detailed in Table 254.

Table 254 - Patterns Supported for StorageReplicationCapabilities

SupportedSynchronizati onType	Supported...Actions[n]	DeltaReplicaPoolAccess	Space Consumption
UnSyncAssoc-Delta	“Replica Attachment”	Any pool or extent	Fixed
UnSyncAssoc-Delta	“Replica Creation”	Any pool or extent	Fixed
UnSyncAssoc-Delta	“Replica Attachment”	Shared or Exclusive	Variable
UnSyncAssoc-Delta	“Replica Creation”	Shared or Exclusive	Variable
UnSyncAssoc-Full	“Replica Attachment”	n/a	Fixed
UnSyncAssoc-Full	“Replica Creation”	n/a	Fixed

The steps required to create a snapshot vary for each pattern. There are a number of common steps.

Step 1 the provider may limit the maximum number of replicas per source element. Verify that the limit is not exceeded when a new replica is created. The provider may restrict snapshots to independent source elements. If the source element is a replica, verify that the provider allows snapshots of local replicas.

Step 2: locate a candidate pool eligible to contain a new snapshot. This is a special pool if the `DeltaReplicaPoolAccess` value is "Shared" or "Exclusive". A shared, special pool is a preexisting element supplied by the provider. The special pool may be populated with virtual devices that do not consume space until the `AttachReplica` method is invoked at a later time. An exclusive, special pool is created the first time a new delta replica is created for a source element that currently has no associated delta replicas. The operation for locating or creating a special pool for delta replicas is described in 9.6.5 Creating and Managing Pools for Delta Replicas. If snapshots can be created in any pool, enumerate all existing pool instances and begin screening the pools for eligibility. If snapshots are created by the `AttachReplica` method, all existing storage elements in each candidate pool should be screened for eligibility in a subsequent step.

Step 3: For the special pool or for the pool being screened, access the associated `StorageCapabilities` instance and invoke `CreateSetting` to generate a modifiable setting object to be used as a goal parameter for one or more method invocations. Set `StorageExtentInitialUsage` to either "Local Replica Target" for a full snapshot or "Delta Replica Target" for a delta snapshot.

If the operation will use `CreateReplica` to create a delta snapshot using fixed space consumption, the `DeltaReservationMin`, `DeltaReservationGoal` and `DeltaReservationMax` properties are set by the client to appropriate values for a new delta replica. The values are set in the unassociated `StorageSetting` element to be passed as a goal parameter to an extrinsic method. The client cannot modify the values of delta reservation properties in a `StorageSetting` element associated to an existing storage element. The values set by the client satisfy the relationship:

$$\text{DeltaReservationMin} \leq \text{DeltaReservationGoal} \leq \text{DeltaReservationMax}$$

as constrained by the provider. The client cannot decrease the value of `DeltaReservationMin` and cannot increase the value of `DeltaReservationMax` returned by the provider. If the provider supports a fixed space consumption model, the client estimates the fixed size of the delta replica as a percentage of the source element size and the provider determines the actual size when the element is created.

Step 4: Skip this step if `CreateReplica` is used to create a delta replica with variable space consumption. For all other cases, screen the candidate pool or the storage elements contained in the pool. If `AttachReplica` is used to create a delta replica with variable space consumption, search the special delta replica pool for a virtual storage element not in use as a replica target. For all fixed space consumption cases, the client calculates a replica size value for the screening operation. Use the source element size if a full snapshot replica is created. Use the `DeltaReplicaMax` percentage times the source element size if a delta snapshot replica is created. The generated setting created in step 3 is used as the goal parameter for the screening methods. Search existing volumes for replica target candidates as described in 9.6.4 Finding and Creating Target Elements if `AttachReplica` is used as the method to create the replica. Select a returned volume based on best fit or some other appropriate filter. Invoke `GetSupportedSizes` or `GetSupportedSizeRange` and verify that the replica size is supported by the candidate pool if `CreateReplica` is used. Proceed to step 5 if an eligible candidate element is found. Otherwise, proceed to the next candidate pool. If no candidates are located from existing pools, the client may follow recipes in block services to create a new candidate pool or element. Omit the `Size` parameter whenever a virtual replica element is created. Note: a client may elect to bypass screening and require a user to manually select a candidate pool or target element.

Step 5: invoke `AttachReplica` or `CreateReplica` to create a new snapshot. The setting property values from the goal parameter apply to the new replica. The provider determines which setting property values from the goal parameter are copied to an existing setting instance when `AttachReplica` is invoked. If a delta replica is created, the `NumberOfBlocks` and `BlockSize` values of the source element are assigned to the target.

The properties listed in Table 255 are used to monitor and manage space consumption for delta replicas using a variable space consumption pattern.

Table 255 - Space Consumption Properties

Delta Replica Property – Variable Space Consumption	Value	Modifiable
StorageExtent.NumberOfBlocks: valid for all elements. Same value as associated source element.	constant	no
StorageExtent.BlockSize: valid for all elements. Same value as associated source element.	constant	no
StoragePool.RemainingManagedSpace: valid for all pools. Value decreases by BlockSize each time replica consumes a block in the pool.	volatile	no
StoragePool.TotalManagedSpace: valid for all pools.	constant	no
StoragePool.LowSpaceWarningThreshold: valid for special delta replica pools if provider supports pool warning thresholds. Value 0 to 100.	constant	yes
AllocatedFromStoragePool.SpaceConsumed: valid for all elements. Value increases by BlockSize each time replica consumes a block in the pool.	volatile	no

The properties listed in Table 256 are used to monitor and manage space consumption for delta replicas using a fixed space consumption pattern.

Table 256 - Space Consumption Properties, Fixed Pattern

Delta Replica Property – FixedSpace Consumption	Value	Modifiable
StorageExtent.NumberOfBlocks: valid for all elements. Same value as associated source element.	constant	no
StorageExtent.BlockSize: valid for all elements. Same value as associated source element.	constant	no
StorageExtent.DeltaReservation: valid for target elements. Value set by CreateReplica method providers for delta replicas.	constant	no
StoragePool.RemainingManagedSpace: valid for all pools. Value decreases by fixed element size when element is created.	constant	no
StoragePool.TotalManagedSpace: valid for all pools.	constant	no
AllocatedFromStoragePool.SpaceConsumed: valid for all elements. Value set to fixed element size when element is created.	constant	no
StorageSetting.DeltaReservationMin: Value is % of source element size that is minimum fixed size. Used only with CreateReplica method for delta replicas.	constant	yes (goal)
StorageSetting.DeltaReservationMax: Value is % of source element size that is maximum fixed size. Used only with CreateReplica method for delta replicas.	constant	yes (goal)
StorageSetting.DeltaReservationGoal: Value is % of source element size that is the client goal for the fixed size. Used only with CreateReplica method for delta replicas.	constant	yes (goal)

Two of the above properties have volatile values automatically changed by the provider when a delta replica uses a variable space consumption model. SpaceConsumed increases and RemainingManagedSpace decreases as the associated source element is updated. When a delta replica consumes an additional block, SpaceConsumed increases by the value of BlockSize and RemainingManagedSpace decreases by the value of BlockSize. If the replica uses a fixed space consumption model, the values of these two properties are constant and change only when an extrinsic method is invoked to create or modify the replica element. The value of SpaceConsumed at the instant the delta replica is created is zero if no space is reserved or greater than zero if space is reserved. The value of RemainingManagedSpace is decreased by the value of SpaceConsumed at the instant the replica is created.

The `ModifySynchronization` method can be invoked to manage existing snapshots. The subprofile supports the following operations:

- 1) A snapshot can be reused by invoking a “Resync” operation. This releases all of the space consumed by a snapshot using the variable space consumption model. The `WhenSynced` property in `StorageSynchronized` is reset to a new date/time value.
- 2) A “Detach” operation releases all of the space consumed by a snapshot using the variable space consumption model. The detached target element can be reused for another purpose or deleted by invoking the `ReturnToStoragePool` method. If the snapshot was not previously detached, invocation of `ReturnToStoragePool` deletes the `StorageSynchronized` association.
- 3) Snapshot space consumption can be stopped by invoking a “Quiesce” operation. If the associated source element is updated while the snapshot is in “Quiesced” state it is no longer a valid point-in-time image.
- 4) The source element can be restored from a snapshot by invoking a “Restore” operation. This may follow a client action that blocks host I/O to both the source element and all associated snapshot elements until the restore operation is completed.

9.6.9 Managing Background Copy

Background copy is a full copy operation that copies all blocks from a source element to a replica element. An initial background copy is normally started by a provider when a mirror or a clone is created. Initial background copy is not normally started when a snapshot is created. A provider may allow a client to initiate a deferred background copy. Management of background copy is an optional provider capability indicated to a client for each supported `CopyType` value using properties in `StorageReplicationCapabilities`. Deferred background copy for snapshots is supported if `SupportedModifyOperations[]` includes “Start Copy” and “Stop Copy”. Deferred background copy for mirrors is supported if `InitialSynchronizationDefault` has a value other than “Not Managed” or “Not Applicable”. Copy priority can be managed for any `CopyType` if `ReplicationPriorityDefault` has a value other than “Not Managed” or “Not Applicable”.

A `ModifySynchronization Operation` value of “Start Copy” or “Stop Copy” may be invoked for snapshots. A “Start Copy” operation causes a snapshot to transition from “Idle” state to “Copy In Progress” state to “Frozen” state. A “Stop Copy” operation causes a snapshot to transition from “Copy In Progress” state to “Idle” state.

If initial background copy is not initiated when a mirror is created, a subsequent sequence of `ModifySynchronization` operations that may include `Prepare` and `Resync` should start a background copy operation.

The `InitialSynchronization` property in the goal parameter may be set to indicate whether or not an initial background copy operation is initiated at the time a replica is created. The `ReplicationPriority` property in the goal parameter may be set to override the default copy I/O rate priority.

A client may invoke `ModifyInstance` to modify the value of `CopyPriority` for a `StorageSynchronized` association. This allows a client to manage the copy I/O rate and the priority of peer I/O operations relative to host I/O operations. `CopyPriority` may be modified before or during a background copy operation. Standard `CopyPriority` values are:

- Low – peer I/O is lower priority than host I/O
- Medium – peer I/O is the same priority as host I/O
- High – peer I/O is higher priority than host I/O

EXPERIMENTAL

EXPERIMENTAL

By default, replication service performs the copy operations in the background. In other words, the methods such as `CreateElementReplica`, start the copy operation (or start a job) and return while the copy operation is in progress. To perform a copy operation in the foreground, the method may specify the `WaitForCopyState` of `Synchronized`, in which case the call will not return until the copy operation is complete.

Alternatively, the methods `CreateElementReplica` may specify the `WaitForCopyState` of `Inactive` if the `ReplicationType` supports it. In this case, the copy operation is not started until the inactive synchronization is activated (using the `ModifyReplicaSynchronization` or `ModifyListSynchronization` methods).

EXPERIMENTAL

9.6.10 Recipes

The recipes show how the extrinsic methods of the subprofile may be used. The `ModifySynchronization` method is the only mandatory method of the subprofile. Instances of `StorageReplicationCapabilities` indicate to the client which of the optional extrinsic methods are supported by a provider. If the provider supports an extrinsic method, the corresponding recipe shows required behavior.

9.6.11 Replica Modification

This recipe shows how to use the mandatory `ModifySynchronization` method.

```
// NAME: Replica Modification
// FILE: CopyServicesSP_ModSync
//
// DESCRIPTION: The synchronization state of an associated replica target
// is modified by invocation of the ModifySynchronization extrinsic
// method. The client verifies that the requested operation is supported
// by the provider before the method is invoked. The client does not proceed
// if an invalid state transition is attempted.
//
// PRE-EXISTING CONDITIONS AND ASSUMPTIONS:
//
// $StgSync is a reference to a StorageSynchronized association to be
// modified. #Operation is the ModifySynchronization operation to be
// executed. If the operation completes successfully, the $StgSync
// instance is refreshed to get the current SyncState and WhenSynced
// values.
//
//
// Locate the instance of StorageConfigurationService to be used for
// method invocation. Locate the instance of StorageReplicationCapabilities
// to be used for validity checking.
//
//
$SourceVol = GetInstance (
    $StgSync.SystemElement,
```

Copy Services Subprofile

```

        false, false, false,
        {"SystemName", "Usage"})
$TargetVol = GetInstance (
    $StgSync.SyncedElement,
    false, false, false,
    {"SystemName", "Usage"})
$Host = Associators (
    $SourceVol->,
    "CIM_SystemDevice",
    "CIM_ComputerSystem",
    null, null, false, false, null)
$SCS = Associators (
    $Host->,
    "CIM_HostedService",
    "CIM_StorageConfigurationService",
    null, null, false, false, null)
$L[] = Associators (
    $SCS->,
    "CIM_ElementCapabilities",
    "CIM_StorageReplicationCapabilities",
    null, null, false, false, null)

// Map StorageSynchronized.CopyType to
// StorageReplicationCapabilities.SupportedSynchronizationType.

#CT_to_SST_map = {2, 4, 6, 8, 9}
#CT = $StgSync.CopyType
#SST = #CT_to_SST_map[#CT] // 1st mapping step
if ($TargetVol.Usage == 12) {#SST++} // 2nd step -- delta snapshot
if ($TargetVol.SystemName != $SourceVol.SystemName) {#SST++}
    // 3rd step -- remote mirror
// finished with mapping

for #i in $L[]
{ // find the correct instance of StorageReplicationCapabilities
    if ($L[#i].SupportedSynchronizationType == #SST)
    {
        $SRC = $L[#i]
        break
    }
}

//
// Verify that the requested operation is supported by the provider.
//
if (!contains(#Operation, $SRC.SupportedModifyOperations[]))
{

```

Copy Services Subprofile

```
<error: requested ModifySynchronization operation unsupported>
}

//
// Verify that StorageSynchronized.SyncState is in a valid state for
// entry to the state diagram for the requested operation. A client
// should construct a valid transition table for each provider. The
// following tables are based on state transition diagrams in the Copy
// Services subprofile specification. The tables are indexed by #Operation.
// Values in the table are:
//     0: Invalid value, will not match
//     1: Operation can start from any steady state
//     2-15: specific prerequisite SyncState values
// Most operations can start from one or two steady states.
//

#Detach = 2 // Detach operation can start from any state
// Cannot start other operations from "in progress" states
#InProgress[] = {3, 5, 7, 8, 10, 15}
#StartState_Mirror1 = {0, 0, 0, 9, 4, 13, 2, 4, 6, 9, 1, 1, 0, 0}
#StartState_Mirror2 = {0, 0, 0, 9, 4, 13, 13, 4, 6, 9, 1, 1, 0, 0}
#StartState_Snapshot1 = {0, 0, 0, 0, 4, 11, 2, 4, 11, 0, 0, 0, 11, 15}
#StartState_Snapshot2 = {0, 0, 0, 0, 4, 14, 9, 4, 14, 0, 0, 0, 11, 15}

#SS = $StgSync.SyncState
if (#Operation != #Detach) // Detach can start from any state
{
    if (contains(#SS, #InProgress[]))
    {
        <error: invalid state transition attempted>
    }
    if (#CT == 4) // Check snapshot state transitions
    {
        if ((#SS != #StartState_Snapshot1[#Operation]) &&
            (#SS != #StartState_Snapshot2[#Operation]))
        {
            <error: invalid state transition attempted>
        }
    }
    } else // Check mirror state transitions
    {
        if ((#SS != #StartState_Mirror1[#Operation]) &&
            (#SS != #StartState_Mirror2[#Operation]) &&
            (#StartState_Mirror1[#Operation] != 1))
        {
            <error: invalid state transition attempted>
        }
    }
}
```

Copy Services Subprofile

```
}

//
// Passed all validation checks. Invoke ModifySynchronization.
%InArguments["Synchronization"] = $StgSync->
%InArgument["Operation"] = #Operation
#r = InvokeMethod(
    $SCS->,
    "ModifySynchronization",
    %InArguments,
    %OutArguments)
if (#r != 0 && #r != 4096)
{
    <error: modify failed, stop recipe and examine CIM_Error>
}
if (#r == 4096)
{
    $Job-> = %OutArguments["Job"]
    <wait for instance modification indication for job completion>
    $Job = GetInstance(
        $Job->,
        false, false, false, null)
    if ($Job.JobState != 7) // is it "Completed"?
    {
        <error: modify job failed, stop and examine CIM_Error>
    }
}
if (#Operation != #Detach)
// if not "detach" get a fresh copy of StorageSynchronized
{
    $StgSync = GetInstance(
        $StgSync->,
        false, false, false,
        {"WhenSynced", "SyncState"})
    if (contains($StgSync.SyncState, #InProgress)) // In a transition?
    { // This is an optional wait for an instance mod indication
        // showing a steady state.
        <wait for instance mod indication for $StgSync.SyncState>
        $StgSync = GetInstance( // refresh to show steady state
            $StgSync->,
            false, false, false,
            {"WhenSynced", "SyncState"})
    }
}

// Recipe complete -- $StgSync is now the StorageSynchronized association
// instance showing the final SyncState for the modify operation unless
```

```
// the operation was "detach". If the operation is detach, the
// StorageSynchronized association was deleted.
```

9.6.12 Replica Creation Or Attachment

This recipe shows how to use the CreateReplica and the AttachOrModifyReplica methods.

```
// NAME: Replica Creation Or Attachment
// FILE: CopyServicesSP_CreateOrAttach
//
// DESCRIPTION: Create a new replica target element or attach an
// existing element eligible to be used as a replica target. The client
// performs a sequence of validation steps to ensure that the operation will
// succeed using the selected input elements.
// The recipe supports both the CreateReplica and the AttachOrModifyReplica
// extrinsic methods.
//
// PRE-EXISTING CONDITIONS AND ASSUMPTIONS:
//
// $SourceElement is the replication source and must be supplied.
// $TargetElement is an optional element selected as the replication target.
// If $TargetElement is supplied, the "attach" method will be invoked.
// If not, the "create" method will be invoked.
// $SCC is the instance of CIM_StorageConfigurationCapabilities
// controlling the recipe.
// $SRC is the instance of CIM_StorageReplicationCapabilities
// controlling the recipe.
// $SCS is the instance of CIM_StorageConfigurationService controlling
// the recipe.
// $TargetPool is an optional pool where a new replica is created.
// $TargetPool is not supplied if $TargetElement is supplied.
// $Goal is an optional instance of StorageSetting to be used as a goal
// parameter for a replica created in $TargetPool.
// $Pipe is an optional instance of ReplicationPipe that may be supplied
// for remote replication operations.
//
// Map StorageReplicationCapabilities.SupportedSynchronizationType value to the
// corresponding StorageSynchronized.CopyType value.
#SST_to_CT_map[] = {0, 0, 2, 2, 3, 3, 4, 4, 5, 6}
#SST = $SRC.SupportedSynchronizationType
#CT = #SST_to_CT_map[#SST]

// Create or Attach?
if ($TargetElement == null)
{ // Use CreateReplica
    if (!(contains(2, $SRC.SupportedAsynchronousActions[]) &&
        (!contains(2, $SRC.SupportedSynchronousActions[]))
        (
```

Copy Services Subprofile

```
        <error: replica creation not supported>
    }
    #attach = false
} else
(
    if ((!contains(4, $SRC.SupportedAsynchronousActions[]) &&
        (!contains(4, $SRC.SupportedSynchronousActions[])))
        (
            <error: replica attachment not supported>
        )
        #attach = true
    )
}

// Tables for checking $TargetElement.Usage value
#AllUsage[] = {2, 8, 9, 10, 11, 12}
#RemoteUsage[] = {2, 9, 11}
#LocalUsage[] = {2, 8, 10}
#DeltaSnapshotUsage = 12
// Table for checking $TargetPool.Usage value
#PoolUsage[] = {0, 0, 6, 7, 6, 7, 6, 4, 6, 5}

if (#attach)
{ // validation checks for replica attachment
    $Refs[] = ReferenceNames(
        $TargetVol.GetObjectPath(),
        "CIM_StorageSynchronized",
        null)
    if ($Refs[].size() != 0) // element already a replica source or target
    {
        <error: invalid replication target element.
    }
    if ((#SST != 6) && (#SST != 7)) // Check size unless creating a snapshot
    {
        #SourceSize = $SourceElement.NumberOfBlocks * $SourceElement.BlockSize
        #TargetSize = $TargetElement.NumberOfBlocks * $TargetElement.BlockSize
        if (#TargetSize < #SourceSize)
        (
            <error: replication target element has insufficient size>
        )
    }
}
if ((#SST != 3) && (#SST != 5))
( // remote replication -- source and target must have different hosts
    if ($SourceVol.SystemName == $TargetVol.SystemName)
    {
        <error: target must be located on a remote host>
    }
} else
```

Copy Services Subprofile

```
{ // local replication -- source and target must have the same host
  if ($SourceVol.SystemName != $TargetVol.SystemName)
  {
    <error: target and source must be located on the same host>
  }
}
#Usage = $TargetElement.Usage
if ((contains(#Usage, #AllUsage[]) && (#Usage != 2))
{ // continue unless Usage is "Unrestricted"
  if (#SST == 7) // Delta snapshot
  {
    if (#Usage != #SnapshotUsage)
    {
      <error: invalid usage restriction for target element>
    }
  } else
  {
    if ((#SST == 3) || (#SST == 5) // remote replica
    {
      if (!contains(#Usage, #RemoteUsage[]))
      {
        <error: invalid usage restriction for target element>
      }
    } else
    { // all local replica types except delta snapshots
      if (!contains(#Usage, #LocalUsage[]))
      {
        <error: invalid usage restriction for target element>
      }
    }
  }
}
}
if ($Pipe != null)
{
  if ($Pipe.AggregationBehavior != 4)
  {
    <error: not a top-level replication pipe>
  }
}
} else
{ // validation checks for replica creation
  if ($TargetPool != null)
  {
    #Usage = $TargetPool.Usage
    if ((#Usage != 2) && (#Usage != #PoolUsage[#SST]))
    {
      <error: invalid usage restriction for target pool>
    }
  }
}
```

Copy Services Subprofile

```
    }
  )
} // completed all validation checks

// Invoke either AttachOrModifyReplica or CreateReplica
if (#Attach)
{
  %InArguments["SourceElement"] = $SourceElement->
  %InArguments["TargetElement"] = $TargetElement->
  %InArguments["CopyType"] = #CT
  %InArguments["ReplicationPipe"] = $Pipe
  #r = InvokeMethod(
    $SCS->,
    "AttachOrModifyReplica",
    %InArguments,
    %OutArguments)
} else
{
  %InArguments["SourceElement"] = $SourceElement->
  %InArguments["CopyType"] = #CT
  %InArguments["TargetSettingGoal"] = $Goal->
  %InArguments["TargetPool"] = $TargetPool->
  #r = InvokeMethod(
    $SCS->,
    "CreateReplica",
    %InArguments,
    %OutArguments)
}

if (#r != 0 && #r != 4096)
{
  <error: replication method failed, stop and examine CIM_Error>
}

if (#r == 4096)
{
  $Job-> = %OutArguments["Job"]
  <wait for instance modification indication for job completion>
  $Job = GetInstance(
    $Job->,
    false, false, false, null)
  if ($Job.JobState != 7) // "Completed"?
  {
    <error: replication job failed, stop and examine CIM_Error>
  }
  if (!#Attach)
  {
    $TL[] = Associators(
```


Copy Services Subprofile

```

        $Job->,
        "CIM_AffectedJobElement",
        "CIM_StorageVolume",
        null, null, false, false, null)
    $TargetElement = $TL[0]
}
} else
{
    if (!#Attach)
    {
        $TargetElement-> = %OutArguments["TargetElement"]
        $TargetElement = GetInstance(
            $TargetElement->,
            false, false, false, null)
    }
}
if (#CT != 5) // not "UnSyncUnAssoc"
{ // locate new StorageSynchronized association for the target
    $SL[] = References(
        $TargetElement->,
        "CIM_StorageSynchronized",
        "SyncedElement",
        false, false, null)
    $StgSync = $SL[0]
)

// End of recipe. If successful, $TargetElement is the target replica
// instance and $StgSync is an instance of the StorageSynchronized
// association between $SourceElement and $TargetElement.

```

9.7 CIM Elements

Table 257 describes the CIM elements for Copy Services.

Table 257 - CIM Elements for Copy Services

Element Name	Requirement	Description
9.7.1 CIM_ElementCapabilities (Associates ReplicationServiceCapabilities and ReplicationService)	Conditional	Experimental. Conditional requirement: The ReplicationService is implemented.
9.7.2 CIM_ElementCapabilities (Associates StorageReplicationCapabilities and StorageConfigurationService)	Mandatory	
9.7.3 CIM_ElementCapabilities (StorageConfigurationCapabilities to StorageConfigurationService)	Mandatory	Associates StorageConfigurationCapabilities with StorageConfigurationService.
9.7.4 CIM_ElementCapabilities (StorageConfigurationCapabilities to StoragePool)	Optional	Associates StorageConfigurationCapabilities with StoragePool.
9.7.5 CIM_HostedService (Replication Service)	Conditional	Experimental. Conditional requirement: The ReplicationService is implemented.

Table 257 - CIM Elements for Copy Services

Element Name	Requirement	Description
9.7.6 CIM_HostedService (Storage Configuration Service)	Mandatory	
9.7.7 CIM_ReplicaPoolForStorage	Optional	Experimental. Associates special storage pool for Snapshots (delta replicas) to a source element.
9.7.8 CIM_ReplicationService	Optional	Experimental. Base class for Replication Services. Methods are described in the Extrinsic Methods clause.
9.7.9 CIM_ReplicationServiceCapabilities	Conditional	Experimental. Conditional requirement: The ReplicationService is implemented. A set of properties and methods that describe the capabilities of a replication services provider.
9.7.10 CIM_ReplicationSettingData	Optional	Experimental. Contains special options for use by methods of Replication Services.
9.7.11 CIM_SettingsDefineState	Optional	Experimental. Associates a storage object to an instance of SynchronizationAspect.
9.7.12 CIM_StorageCapabilities	Mandatory	Base definition is in Block Services Package.
9.7.13 CIM_StorageConfigurationCapabilities	Mandatory	Base definition is in Block Services Package. Adds two properties.
9.7.14 CIM_StorageConfigurationService	Mandatory	Base definition is in Block Services Package. Methods are described in the Extrinsic Methods clause. The methods of this Service are being Deprecated in favor of CIM_ReplicationService methods.
9.7.15 CIM_StoragePool	Mandatory	Base definition is in Block Services Package.
9.7.16 CIM_StorageReplicationCapabilities	Mandatory	A set of properties that describe the capabilities of a copy services provider.
9.7.17 CIM_StorageSetting	Mandatory	Base definition is in Block Services Package.
9.7.18 CIM_StorageSynchronized	Conditional	Experimental. Conditional requirement: The ReplicationService is implemented. Associates replica target element to source element. Property definitions and descriptions are identical to those for LogicalDisk usage.
9.7.19 CIM_StorageSynchronized (Between StorageExtent elements)	Mandatory	Associates replica target element to a source element.
9.7.20 CIM_SynchronizationAspect	Optional	Experimental. Keeps track of the source of a copy operation, even after StorageSynchronized is removed. Also keeps track of point-in-time.
SELECT * FROM CIM_InstCreation WHERE SourceInstance ISA CIM_StorageSynchronized	Mandatory	All instance creation indications for StorageSynchronized. See 9.1.24.1 InstCreation on StorageSynchronized.
SELECT * FROM CIM_InstDeletion WHERE SourceInstance ISA CIM_StorageSynchronized	Mandatory	All instance deletion indications for StorageSynchronized. See 9.1.24.2 InstDeletion on StorageSynchronized.
SELECT * FROM CIM_InstModification WHERE SourceInstance ISA CIM_StorageSynchronized AND SourceInstance.CIM_StorageSynchronized::SyncState <> PreviousInstance.CIM_StorageSynchronized::SyncState	Optional	Deprecated. CQL -Synchronization state transition for a replica association. This Indication is being DEPRECATED. See 9.1.24.3 InstModification on SyncState.

Table 257 - CIM Elements for Copy Services

Element Name	Requirement	Description
SELECT * FROM CIM_InstModification WHERE SourceInstance ISA CIM_StorageSynchronized AND SourceInstance.SyncState <> PreviousInstance.SyncState	Mandatory	Deprecated. Deprecated WQL -Synchronization state transition for a replica association. This Indication is being DEPRECATED. See 9.1.24.3 InstModification on SyncState.
SELECT * FROM CIM_InstDeletion WHERE SourceInstance ISA CIM_StorageSynchronized AND OBJECTPATH(SourceInstanceModelpath) = OBJECTPATH('string-key-of-storage-synchronized')	Optional	CQL -Instance deletion indications for a specific StorageSynchronized. See 9.1.24.4 Qualified InstDeletion on StorageSynchronized.
SELECT * FROM CIM_InstModification WHERE SourceInstance ISA CIM_StorageSynchronized AND SourceInstance.CIM_StorageSynchronized::CopyState <> PreviousInstance.CIM_StorageSynchronized::CopyState AND OBJECTPATH(SourceInstanceModelpath) = OBJECTPATH('string-key-of-storage-synchronized')	Optional	Experimental. CQL -Synchronization state transition for a specific replica association. See 9.1.24.5 Qualified InstModification on CopyState.
SELECT * FROM CIM_InstModification WHERE SourceInstance ISA CIM_StorageSynchronized AND SourceInstance.CIM_StorageSynchronized::ProgressStatus <> PreviousInstance.CIM_StorageSynchronized::ProgressStatus AND OBJECTPATH(SourceInstanceModelpath) = OBJECTPATH('string-key-of-storage-synchronized')	Optional	Experimental. CQL -Progress status transition for a specific replica association. See 9.1.24.6 Qualified InstModification on ProgressStatus.
SELECT * FROM CIM_InstModification WHERE SourceInstance ISA CIM_StorageSynchronized AND SourceInstance.CIM_StorageSynchronized::ProgressStatus <> PreviousInstance.CIM_StorageSynchronized::ProgressStatus	Optional	Experimental. CQL -Progress status transition for replica associations. See 9.1.24.7 InstModification on ProgressStatus.
SELECT * FROM CIM_AlertIndication WHERE OwningEntity = "SNIA" AND AlertingManagedElement ISA CIM_StorageSynchronized	Optional	Experimental. Be notified when CopyState is set to Broken. See 9.1.24.8 AlertIndication on StorageSynchronized.
SELECT * FROM CIM_AlertIndication WHERE OwningEntity = "SNIA" AND AlertingManagedElement ISA CIM_StoragePool	Optional	Experimental. Remaining pool space either below warning threshold set for the pool or there is no remaining space in the pool. See 9.1.24.9 AlertIndication on StoragePool.

9.7.1 CIM_ElementCapabilities (Associates ReplicationServiceCapabilities and ReplicationService)

Experimental.

Created By: Static

Modified By: Static

Deleted By: Static

Requirement: The ReplicationService is implemented.

Table 258 describes class CIM_ElementCapabilities (Associates ReplicationServiceCapabilities and ReplicationService).

Table 258 - SMI Referenced Properties/Methods for CIM_ElementCapabilities (Associates ReplicationServiceCapabilities and ReplicationService)

Properties	Flags	Requirement	Description & Notes
Capabilities		Mandatory	
ManagedElement		Mandatory	

9.7.2 CIM_ElementCapabilities (Associates StorageReplicationCapabilities and StorageConfigurationService)

Created By: Static

Modified By: Static

Deleted By: Static

Requirement: Mandatory

Table 259 describes class CIM_ElementCapabilities (Associates StorageReplicationCapabilities and StorageConfigurationService).

Table 259 - SMI Referenced Properties/Methods for CIM_ElementCapabilities (Associates StorageReplicationCapabilities and StorageConfigurationService)

Properties	Flags	Requirement	Description & Notes
Capabilities		Mandatory	
ManagedElement		Mandatory	

9.7.3 CIM_ElementCapabilities (StorageConfigurationCapabilities to StorageConfigurationService)

Created By: Static

Modified By: Static

Deleted By: Static

Requirement: Mandatory

Table 260 describes class CIM_ElementCapabilities (StorageConfigurationCapabilities to StorageConfigurationService).

Table 260 - SMI Referenced Properties/Methods for CIM_ElementCapabilities (StorageConfigurationCapabilities to StorageConfigurationService)

Properties	Flags	Requirement	Description & Notes
Capabilities		Mandatory	The capabilities object associated with the element.
ManagedElement		Mandatory	The managed element.

9.7.4 CIM_ElementCapabilities (StorageConfigurationCapabilities to StoragePool)

Created By: Static
 Modified By: Static
 Deleted By: Static
 Requirement: Optional

Table 261 describes class CIM_ElementCapabilities (StorageConfigurationCapabilities to StoragePool).

Table 261 - SMI Referenced Properties/Methods for CIM_ElementCapabilities (StorageConfigurationCapabilities to StoragePool)

Properties	Flags	Requirement	Description & Notes
Capabilities		Mandatory	The capabilities object associated with the element.
ManagedElement		Mandatory	The managed element.

9.7.5 CIM_HostedService (Replication Service)

Experimental.

Created By: Static
 Modified By: Static
 Deleted By: Static
 Requirement: The ReplicationService is implemented.

Table 262 describes class CIM_HostedService (Replication Service).

Table 262 - SMI Referenced Properties/Methods for CIM_HostedService (Replication Service)

Properties	Flags	Requirement	Description & Notes
Antecedent		Mandatory	The hosting System.
Dependent		Mandatory	The Replication Service hosted on the System.

9.7.6 CIM_HostedService (Storage Configuration Service)

Created By: Static
 Modified By: Static
 Deleted By: Static
 Requirement: Mandatory

Table 263 describes class CIM_HostedService (Storage Configuration Service).

Table 263 - SMI Referenced Properties/Methods for CIM_HostedService (Storage Configuration Service)

Properties	Flags	Requirement	Description & Notes
Antecedent		Mandatory	The hosting System.
Dependent		Mandatory	The Storage Configuration Service hosted on the System.

9.7.7 CIM_ReplicaPoolForStorage

Experimental. Associates special storage pool for Snapshots (delta replicas) to a source element.

Created By: Static

Modified By: Static

Deleted By: Static

Requirement: Optional

Table 264 describes class CIM_ReplicaPoolForStorage.

Table 264 - SMI Referenced Properties/Methods for CIM_ReplicaPoolForStorage

Properties	Flags	Requirement	Description & Notes
Antecedent		Mandatory	
Dependent		Mandatory	

9.7.8 CIM_ReplicationService

Experimental. Base class for Replication Services.

Created By: Static

Modified By: Static

Deleted By: Static

Requirement: Optional

Table 265 describes class CIM_ReplicationService.

Table 265 - SMI Referenced Properties/Methods for CIM_ReplicationService

Properties	Flags	Requirement	Description & Notes
CreateElementReplica()		Mandatory	
CreateSynchronizationAspect()		Optional	
ModifyReplicaSynchronization()		Mandatory	
ModifyListSynchronization()		Optional	
ModifySettingsDefineState()		Optional	
GetAvailableTargetElements()		Optional	
GetReplicationRelationships()		Optional	

9.7.9 CIM_ReplicationServiceCapabilities

Experimental. This class defines all of the capability properties for the replication services.

Created By: Static

Modified By: Static

Deleted By: Static

Requirement: The ReplicationService is implemented.

Table 266 describes class CIM_ReplicationServiceCapabilities.

Table 266 - SMI Referenced Properties/Methods for CIM_ReplicationServiceCapabilities

Properties	Flags	Requirement	Description & Notes
SupportedReplicationTypes		Mandatory	Enumeration indicating the supported CopyType/Mode/Local-or-Remote combinations. Values: 2: Synchronous Mirror Local 3: Asynchronous Mirror Local 6: Synchronous Snapshot Local 7: Asynchronous Snapshot Local 10: Synchronous Clone Local 11: Asynchronous Clone Local.
SupportedStorageObjects		Mandatory	Enumeration indicating the supported storage objects. Values: 2: StorageVolume 3: LogicalDisk.
SupportedAsynchronousActions	N	Mandatory	Identify replication methods using job control. Values: 2: CreateReplica 4: CreateSynchronizationAspect 5: ModifySynchronization 7: ModifySettingsDefineState 8: GetAvailableTargetElements 10: GetReplicationRelationships.
SupportedSynchronousActions	N	Mandatory	Identify replication methods not using job control. Values: 2: CreateReplica 4: CreateSynchronizationAspect 5: ModifySynchronization 7: ModifySettingsDefineState 8: GetAvailableTargetElements 10: GetReplicationRelationships.
ConvertSyncTypeToReplicationType()		Mandatory	
ConvertReplicationTypeToSyncType()		Mandatory	
GetSupportedCopyStates()		Mandatory	
GetSupportedFeatures()		Mandatory	
GetSupportedConsistency()		Optional	
GetSupportedOperations()		Mandatory	

Table 266 - SMI Referenced Properties/Methods for CIM_ReplicationServiceCapabilities

Properties	Flags	Requirement	Description & Notes
GetSupportedSettingsDefineStateOperations()		Optional	
GetSupportedThinProvisioningFeatures()		Optional	
GetSupportedMaximum()		Optional	
GetDefaultReplicationSettingData()		Optional	
GetSupportedReplicationSettingData()		Optional	

9.7.10 CIM_ReplicationSettingData

Experimental. Contains special options for use by methods of Replication Services.

Created By: Static

Modified By: Static

Deleted By: Static

Requirement: Optional

Table 267 describes class CIM_ReplicationSettingData.

Table 267 - SMI Referenced Properties/Methods for CIM_ReplicationSettingData

Properties	Flags	Requirement	Description & Notes
Pairing	MN	Optional	Controls how source and target elements are paired. Values: 2: Instrumentation decides 3: Exact order 4: Optimum (If possible source and target elements on different adapters).
DesiredCopyMethodology	MN	Optional	Request specific copy methodology. Values: 1: Other 2: Instrumentation decides 3: Full-Copy 4: Incremental-Copy 5: Differential-Copy 6: Copy-On-Write 7: Copy-On-Access 8: Delta-Update.
TargetElementSupplier	MN	Optional	If target elements are not supplied, this property indicates where the target elements should come from. Values: 1: Use existing elements 2: Create new elements 3: Use existing or Create new elements 4: Instrumentation decides.

Table 267 - SMI Referenced Properties/Methods for CIM_ReplicationSettingData

Properties	Flags	Requirement	Description & Notes
ThinProvisioningPolicy	MN	Optional	If the target element is not supplied, this property specifies the provisioning of the target element. Values: 2: Copy thin source to thin target 3: Copy thin source to full target 4: Copy full source to thin target 5: Provisioning of target same as source 6: Target pool decides provisioning of target element 7: Implementation decides provisioning of target.
ConsistentPointInTime	MN	Optional	If it is true, it means the point-in-time to be created at an exact time with no I/O activities in such a way the data is consistent among all the elements or the group.
DeltaUpdateInterval	MN	Optional	If non-zero, it specifies the interval between the snapshots of source element, for example, every 23 minutes (00000000002300.000000:000). If zero or NULL, the implementation decides.
Multihop	MN	Optional	This property applies to multihop copy operation. It specifies the number of hops the starting source (or group) element is expected to be copied. Default is 1.

9.7.11 CIM_SettingsDefineState

Experimental. Associates a storage object to an instance of SynchronizationAspect.

Created By: Static

Modified By: Static

Deleted By: Static

Requirement: Optional

Table 268 describes class CIM_SettingsDefineState.

Table 268 - SMI Referenced Properties/Methods for CIM_SettingsDefineState

Properties	Flags	Requirement	Description & Notes
ManagedElement		Mandatory	Storage Element.
SettingData		Mandatory	Synchronization Aspect.

9.7.12 CIM_StorageCapabilities

Created By: Static

Modified By: Static

Deleted By: Static

Requirement: Mandatory

Table 269 describes class CIM_StorageCapabilities.

Table 269 - SMI Referenced Properties/Methods for CIM_StorageCapabilities

Properties	Flags	Requirement	Description & Notes
DeltaReservationMin		Mandatory	Refer to property descriptions for CIM_StorageSetting class.
DeltaReservationMax		Mandatory	
DeltaReservationDefault		Mandatory	Initial value for CIM_StorageSetting.DeltaReservationGoal.

9.7.13 CIM_StorageConfigurationCapabilities

This class is only defined to maintain SMI-S 1.0 backward compatibility. This version of SMI-S indicate copy services capabilities using instances of the StorageReplicationCapabilities class.

Created By: Static

Modified By: Static

Deleted By: Static

Requirement: Mandatory

Table 270 describes class CIM_StorageConfigurationCapabilities.

Table 270 - SMI Referenced Properties/Methods for CIM_StorageConfigurationCapabilities

Properties	Flags	Requirement	Description & Notes
SupportedAsynchronousActions	N	Mandatory	Identify replication methods using job control. Values: 8: Replica Creation 9: Replica Modification 10: Replica Attachment.
SupportedSynchronousActions	N	Mandatory	Identify replication methods not using job control. Values: 8: Replica Creation 9: Replica Modification 10: Replica Attachment.
SupportedStorageElementTypes		Mandatory	Storage element types that can be replicated. Values: 2: Storage Volume 4: Logical Disk.
SupportedCopyTypes		Mandatory	CopyType values: 2: Async 3: Sync 4: UnSyncAssoc 5: UnSyncUnAssoc.
InitialReplicationState		Mandatory	The initial SyncState when replica creation is completed. Values: 2: Initialized 3: Prepared 4: Synchronized.

9.7.14 CIM_StorageConfigurationService

Created By: Static
 Modified By: Static
 Deleted By: Static
 Requirement: Mandatory

Table 271 describes class CIM_StorageConfigurationService.

Table 271 - SMI Referenced Properties/Methods for CIM_StorageConfigurationService

Properties	Flags	Requirement	Description & Notes
ModifySynchronization()		Mandatory	Deprecated. This method is Deprecated in favor of ReplicationService.ModifySynchronization.
CreateReplica()		Optional	Deprecated. This method is Deprecated in favor of ReplicationService.CreateElementReplica.
AttachReplica()		Optional	Deprecated. This method is Deprecated in favor of ReplicationService.CreateElementReplica.

9.7.15 CIM_StoragePool

LowSpaceWarningThreshold only applies to specialized pools created as containers for delta replica elements using dynamic, variable space consumption. The specialized pool is associated to either the StorageConfigurationService or to a single replica source element.

Created By: Static
 Modified By: Static
 Deleted By: Static
 Requirement: Mandatory

Table 272 describes class CIM_StoragePool.

Table 272 - SMI Referenced Properties/Methods for CIM_StoragePool

Properties	Flags	Requirement	Description & Notes
LowSpaceWarningThreshold	M	Optional	Experimental. Percentage of TotalManagedSpace triggering an alert indication. When RemainingManagedSpace reaches or falls below this percentage, the indication is generated.

9.7.16 CIM_StorageReplicationCapabilities

This class defines all of the capability properties for a replication service. A provider must supply one instance for each SupportedSynchronizationType value supported.

Created By: Static
 Modified By: Static
 Deleted By: Static
 Requirement: Mandatory

Table 273 describes class CIM_StorageReplicationCapabilities.

Table 273 - SMI Referenced Properties/Methods for CIM_StorageReplicationCapabilities

Properties	Flags	Requirement	Description & Notes
SupportedSynchronizationType		Mandatory	Provider must supply one instance of this class for each supported value. Values: 2: Async 3: Sync 4: UnSyncAssoc-Full 5: UnSyncAssoc-Delta 6: UnSyncUnAssoc.
SupportedAsynchronousActions	N	Mandatory	Identify replication methods using job control. Values: 2: Local Replica Creation 4: Local Replica Modification 6: Local Replica Attachment.
SupportedSynchronousActions	N	Mandatory	Identify replication methods not using job control. Values: 2: Local Replica Creation 4: Local Replica Modification 6: Local Replica Attachment.
InitialReplicationState		Mandatory	The initial SyncState when replica creation is completed. Values: 2: Initialized 3: Prepared 4: Synchronized 5: Idle.
SupportedModifyOperations		Mandatory	Identify ModifySynchronization operations supported for this CopyType. Values: 2: Detach 3: Fracture 4: Resync 5: Restore 6: Prepare 7: Unprepare 8: Quiesce 9: Unquiesce 10: Reset To Sync 11: Reset To Async 12: Start Copy 13: Stop Copy.

Table 273 - SMI Referenced Properties/Methods for CIM_StorageReplicationCapabilities

Properties	Flags	Requirement	Description & Notes
ReplicaHostAccessibility		Mandatory	Host access restrictions. Values: 2: Not accessible 3: Any host may access 4: Only accessible by the associated source element host 5: Accessible by hosts other than the source element host.
HostAccessibleState		Mandatory	Associated replicas are host accessible for these SyncState values: 2: Initialized 3: Prepare In Progress 4: Prepared 5: Resync In Progress 6: Synchronized 7: Fracture In Progress 8: Quiesce In Progress 9: Quiesced 10: Restore In Progress 11: Idle 12: Broken 13: Fractured 14: Frozen 15: Copy In Progress.
LocalMirrorSnapshotSupported		Conditional	Conditional requirement: Local or remote mirrors supported. Only valid for CopyType "Sync" and "Async": true: local mirror replicas can be snapshot source element false: local mirrors cannot be snapshot source.
MaximumReplicasPerSource		Mandatory	Maximum replicas of all types allowed for one source element.
MaximumLocalReplicationDepth		Conditional	Conditional requirement: Local or remote mirrors supported. Volume A mirrors Volume B mirrors Volume C to this maximum allowable depth.
InitialSynchronizationDefault		Conditional	Conditional requirement: Managed background copy operations supported. Refer to CIM_StorageSetting.InitialSynchronization.
ReplicationPriorityDefault		Conditional	Conditional requirement: Managed background copy operations supported. Refer to CIM_StorageSetting.ReplicationPriority.
LowSpaceWarningThresholdDefault		Conditional	Conditional requirement: Snapshots supported. Default value for LowSpaceWarningThreshold. Percentage value between 0 and 100.
DeltaReplicaPoolAccess		Conditional	Conditional requirement: Snapshots supported. Indicates if a specialized pool is required as a container for delta replicas. Values: 2: Any pool may contain delta replicas 3: Exclusive special pool per source element 4: Shared special pool for all source elements.

9.7.17 CIM_StorageSetting

Created By: Static

Modified By: Static

Deleted By: Static

Requirement: Mandatory

Table 274 describes class CIM_StorageSetting.

Table 274 - SMI Referenced Properties/Methods for CIM_StorageSetting

Properties	Flags	Requirement	Description & Notes
DeltaReservationMin	M	Mandatory	Minimum space reserved for a delta replica at time of creation. Value 0 to 100 is a percentage of the source element size.
DeltaReservationMax	M	Mandatory	Maximum space reserved for a delta replica at time of creation. Value 0 to 100 is a percentage of the source element size.
DeltaReservationGoal	M	Mandatory	Goal for space reserved for a delta replica at time of creation. Value 0 to 100 is a percentage of the source element size.
InitialSynchronization	M	Optional	Experimental. Indicates that the source element should be fully copied to the target element when a replica is created. Values: 0: Not applicable 1: Not managed 2: Start copy operation 3: Do not start copy operation.
ReplicationPriority	M	Optional	Experimental. Priority of copy engine I/O relative to host I/O. Values: 0: Not applicable 1: Not managed 0: Not managed 2: Lower than host I/O 3: Same as host I/O 4: Higher than host I/O.

9.7.18 CIM_StorageSynchronized

Experimental. Associates replica target element to source element. CIM_StorageSynchronized is subclassed from CIM_StorageSynchronized.

Created By: Extrinsic: CreateReplica, AttachReplica, CreateElementReplica

Modified By: Extrinsic: ModifySynchronization, ModifyReplicaSynchronization

Deleted By: Extrinsic: ModifySynchronization, ModifyReplicaSynchronization

Requirement: The ReplicationService is implemented.

Table 275 describes class CIM_StorageSynchronized.

Table 275 - SMI Referenced Properties/Methods for CIM_StorageSynchronized

Properties	Flags	Requirement	Description & Notes
WhenEstablished	N	Optional	Specifies when the association was established.
WhenActivated	N	Optional	Specifies when the association was activated.
WhenSuspended	N	Optional	Specifies when the association was suspended.
SyncType		Mandatory	Type of association between source and target elements. Values: 6: Mirror 7: Snapshot 8: Clone.
Mode		Mandatory	Specifies when target elements are updated. Values: 2: Synchronous 3: Asynchronous.
RequestedCopyState		Mandatory	Indicates the last requested or desired state for the association. Values: 6: Synchronized 13: Fractured 17: Split 18: Inactive 19: Suspended 20: FailedOver.
SyncState		Mandatory	State of association between source and target elements. See MOF for the complete list and values.
ProgressStatus		Mandatory	Status of association between source and target groups. Values: 2: Completed 3: Dormant 4: Initializing 5: Synchronizing 6: Resyncing 7: Restoring 8: Fracturing 9: Splitting 10: Failing over 11: Failing back 12: Mixed.
PercentSynced	N	Optional	Specifies the percent of the work completed to reach synchronization. For synchronized associations (e.g. CopyType Mirror), while fractured, the percent difference between source and target elements can derived by subtracting PercentSynced from 100.
SyncedElement		Mandatory	
SystemElement		Mandatory	

9.7.19 CIM_StorageSynchronized (Between StorageExtent elements)

Created By: Extrinsic: CreateReplica, AttachReplica, CreateElementReplica

Modified By: Extrinsic: ModifySynchronization, ModifyReplicaSynchronization

Deleted By: Extrinsic: ModifySynchronization, ModifyReplicaSynchronization

Requirement: Mandatory

Table 276 describes class CIM_StorageSynchronized (Between StorageExtent elements).

Table 276 - SMI Referenced Properties/Methods for CIM_StorageSynchronized (Between StorageExtent elements)

Properties	Flags	Requirement	Description & Notes
WhenSynced	N	Mandatory	If the replica is a PIT image, this value is the date/time created.
SyncMaintained		Mandatory	Boolean indicating whether synchronization is maintained.
CopyType		Mandatory	Type of association between source and target. Values: 2: Async 3: Sync 4: UnSyncAssoc 5: UnSyncUnAssoc.
ReplicaType		Optional	Informational property describing the type of replication. Values: 0: Not specified 2: Full Copy 3: Before Delta 4: After Delta 5: Log.
SyncState		Mandatory	State of the association between source and target. Values: 2: Initialized 3: PrepareInProgress 4: Prepared 5: ResyncInProgress 6: Synchronized 7: FractureInProgress 8: QuiesceInProgress 9: Quiesced 10: RestoreInProgress 11: Idle 12: Broken 13: Fractured 14: Frozen 15: CopyInProgress.

Table 276 - SMI Referenced Properties/Methods for CIM_StorageSynchronized (Between StorageExtent elements)

Properties	Flags	Requirement	Description & Notes
CopyPriority	M	Optional	Experimental. Priority of copy engine I/O relative to host I/O. Values: 0: Not managed 1: Lower than host I/O 2: Same as host I/O 3: Higher than host I/O.
SyncedElement		Mandatory	
SystemElement		Mandatory	

9.7.20 CIM_SynchronizationAspect

Experimental. Keeps track of source of a copy operation and point-in-time.

Created By: Extrinsic: CreateElementReplica, CreateSynchronizationAspect

Modified By: Extrinsic: ModifyReplicaSynchronization

Deleted By: Extrinsic: ModifyReplicaSynchronization, ModifySettingsDefineState

Requirement: Optional

Table 277 describes class CIM_SynchronizationAspect.

Table 277 - SMI Referenced Properties/Methods for CIM_SynchronizationAspect

Properties	Flags	Requirement	Description & Notes
SyncType		Mandatory	Type of association between source and target elements. Values: 6: Mirror 7: Snapshot 8: Clone.
ConsistencyEnabled		Mandatory	Set to true if consistency is enabled.
ElementName		Optional	A end user relevant name. The value will be stored in the ElementName property of the created SynchronizationAspect.
CopyMethodology		Optional	Indicates the copy methodology utilized for copying. Values: 2: Implementation decides 3: Full-Copy 4: Incremental-Copy 5: Differential-Copy 6: Copy-On-Write 7: Copy-On-Access 8: Delta-Update.
WhenPointInTime	N	Optional	Specifies when point-in-time was created.
SourceElement		Mandatory	Reference to the source element or the source group of a copy operation and/or a point-in-time.

STABLE

DEPRECATED

10 Disk Drive Subprofile

The functionality of the Disk Drive Subprofile has been subsumed by the 11 Disk Drive Lite Subprofile.

The Disk Drive Subprofile is defined in section 7.3.3.4 of SMI-S 1.0.2.

DEPRECATED

Disk Drive Subprofile

STABLE

11 Disk Drive Lite Subprofile

11.1 Description

The Disk Drive Lite Subprofile is used to model disk drive devices. This subprofile assumes the drive is linked to a larger system (e.g., Array, SDE). The model supports asset information, health and status, and Physical information. The model also supports external links to Pool membership, extent mapping, backend port modeling, SCSI buss and address mapping, and physical containment in system packages. The subprofile also includes active management of an optional location indicator.

11.1.1 Base model

A disk drive is modeled as a single MediaAccessDevice (DiskDrive). The DiskDrive class shall be linked to a single StorageExtent (representing the storage of the drive) by a MediaPresent association. The StorageExtent class represents the storage of the drive and contains its size. Other classes further refine the model. PhysicalPackage contains asset information for the device and shall be connected by a Realizes association. The model can optionally contain SoftwareIdentity that contains information about the firmware and is linked by a DeviceSoftware association.

The CIM_DiskDrive class can be optionally subclassed to SNIA_DiskDrive to add a set of properties that model the capabilities of the drive. The properties include DiskType, FormFactor, and Encryption. DiskType contains information about the technology employed to store data. FormFactor contains the physical size of the drive. Encryption reflects the state of the encryption feature implemented by some disk drives.

Disk Drive Lite also has an optional set of classes to model the ports on the drive. These classes include LogicalPort and ProtocolEndpoint. LogicalPort is subclassed to many different port types (e.g., Fibre channel, SAS, SATA ...). All subclasses must define the "PortType" property as mandatory so that it can be used to determine the interface on the drive.

NOTE The logicalPort class, ProtocolEndpoint, and the DiskDrive properties DiskType, FormFactor, and Encryption will be made mandatory in the future.

11.1.2 Associations to external classes

The Disk Drive Subprofile ties into the rest of the system via a number of key associations.

- ConcreteComponent - Is used to associate the StorageExtent to the StoragePool that the disk is part of. Required when used with Block Services profile
- BasedOn - Is used to associate The StorageExtent exported by the Disk Drive to another (higher level) extent (or a Volume).
- Container - Is used to associate the physical package of the disk drive to the physical package of the system.
- SystemDevice - Is used to scope the Disk to the system containing it and is mandatory.
- ProtocolControllerAccessesUnit - Is used to link the Disk to system port(s) it is accessed through.
- SCSIInitiatorTargetLogicalUnitPath or MemberOfCollection may be used with Initiator Port Profiles.
- MemberOfCollection - Is used with Storage Device Enclosure.

11.1.3 Active Management

The DiskDrive class has been enhanced by the addition of a property (LocationIndicator) to read or set the state of a location indicator. When read the property returns a value that can be used to determine if the indicator is supported and its value. When written the indicator's state is set.

11.1.4 Diagram of CIM Elements

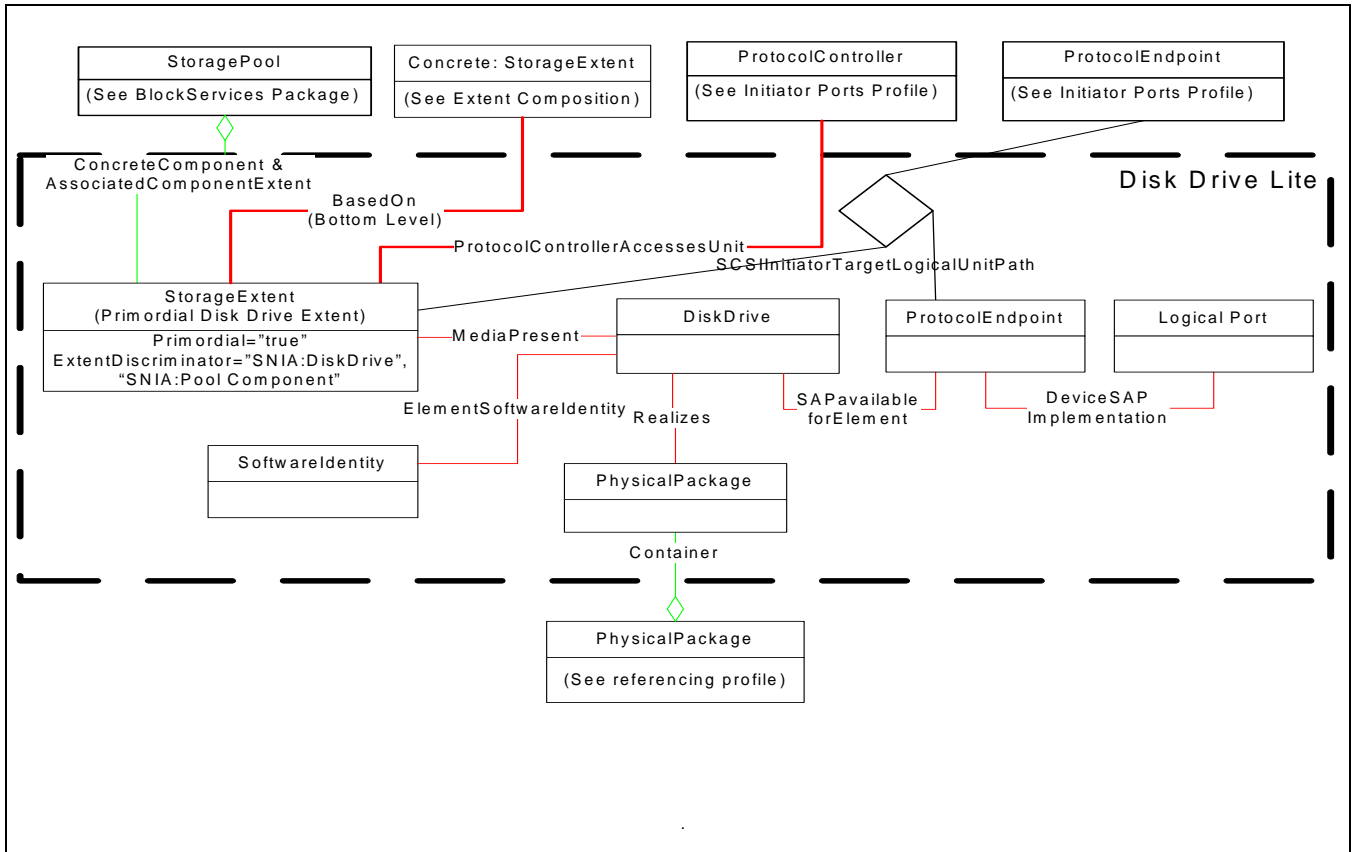


Figure 62 - CIM Elements in the Disk Drive Model

Figure 62 illustrates the CIM elements for modeling of Disk Drives.

This Profile defines the following CIM Classes (and their uses):

DiskDrive - Used to represent the drive characteristics.

LogicalPort - To represent (target ports) for accessing the disk drive. This is optional.

PhysicalPackage - Used to represent the physical packaging aspects of the drive.

ProtocolEndpoint - To represent the protocol used (SCSI or ATA) for accessing the disk drive. This is optional.

SoftwareIdentity - Used to represent the firmware information for the disk drive.

StorageExtent (Primordial Disk Drive Extents) - Used to represent the storage media on a disk drive.

11.1.5 Durable Names and Correlatable IDs of the Profile

None.

11.1.6 Conditional Associations to other profiles

The following associations shall be implemented if certain other profiles are implemented:

DEPRECATED

- ConcreteComponent

When implementing the Disk Drive Lite Subprofile with the Block Services Package, the ConcreteComponent association between the disk drive StorageExtent and the primordial StoragePool to which it is assigned shall be implemented. Block Services models logical storage (StoragePools) and Disk Drive Lite models is StorageExtents that provide storage for a primordial storage pool.

DEPRECATED

- AssociatedComponentExtent

When implementing the Disk Drive Lite profile with the Block Services Package, the AssociatedComponentExtent association between the disk drive StorageExtent and a primordial StoragePool to which it is assigned shall be implemented. Block Services models logical storage (StoragePools) and Disk Drive Lite models is StorageExtents that provide storage for a primordial storage pool.

- BasedOn

When implementing the Disk Drive Lite subprofile with Extent Composition, the BasedOn association between the primordial disk drive StorageExtent and higher level concrete StorageExtents that directly use storage from the disk drive extent shall be implemented.

11.1.7 Optional Associations to other profiles

The SCSIInitiatorTargetLogicalUnitPath or MemberOfCollection from CIM_ProtocolEndpoint may be used with Initiator Port Profiles.

The MemberOfCollection association from the LogicalPort is used with enclosure profiles.

11.2 Health and Fault Management Considerations

The DiskDrive.OperationalStatus contains the overall status of the disk, summarized in Table 278.

Table 278 - OperationalStatus For DiskDrive

Primary Operational Status	Subsidiary Operational Status	Description
2 "OK"		Disk Drive is enabled.
5 "Predictive Failure"		Disk Drive is functionality nominally but is predicting a failure in the near future
6 "Error"		Disk Drive is no longer functioning.
8 "Starting"		Disk Drive is becoming enabled.
9 "Stopping"		Disk Drive is being disabled.
10 "Stopped"		Disk Drive is disabled.

Table 279 shows the relationship between the EnabledState of a disk drive to the drives OperationalStatus and the disk drive StorageExtent OperationalStatus.

Table 279 - Enabled State

StorageExtent. OperationalStatus	DiskDrive. OperationStatus	DiskDrive. EnabledState
2, OK	2, OK	2, Enabled
13, Lost Communication	10, Stopped	3, Disabled
13, Lost Communication	9, Stopping	4, Shutting Down
13, Lost Communication	2, OK	6, Enabled but Offline
13, Lost Communication	8, Starting	10, Starting

EXPERIMENTAL

11.2.1 Disk Drive Dependency

The StorageElementDriveDependency and ResourcePoolDriveDependency associations show the direct associations between disk drives and dependent storage elements (such as StorageVolumes) and resource pools (such as StoragePools), respectively. Such associations allow clients to readily determine the affected storage components when the operational status of a disk drive changes.

Figure 63 shows the StorageElementDriveDependency association between a disk drive and a dependent StorageVolume. Additionally, the figure shows the ResourcePoolDriveDependency association between two disk drives and a dependent StoragePool.

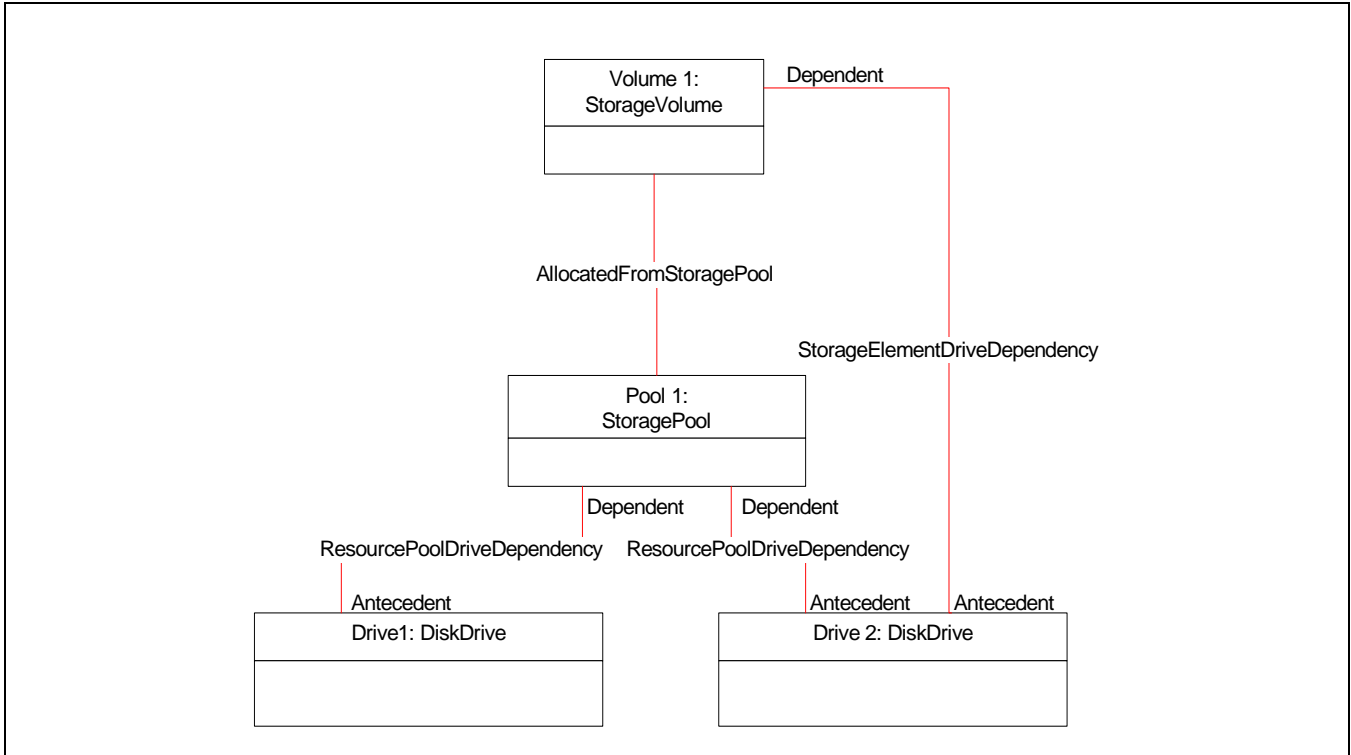


Figure 63 - Disk Drive Dependency

Figure 64 shows the ResourcePoolDriveDependency associations to a storage pool hierarchy. In this figure, Pool2 is allocated from Pool1. Pool1 is dependent on Drives 1 and 2, however, Pool2 is only dependent on Drive 2.

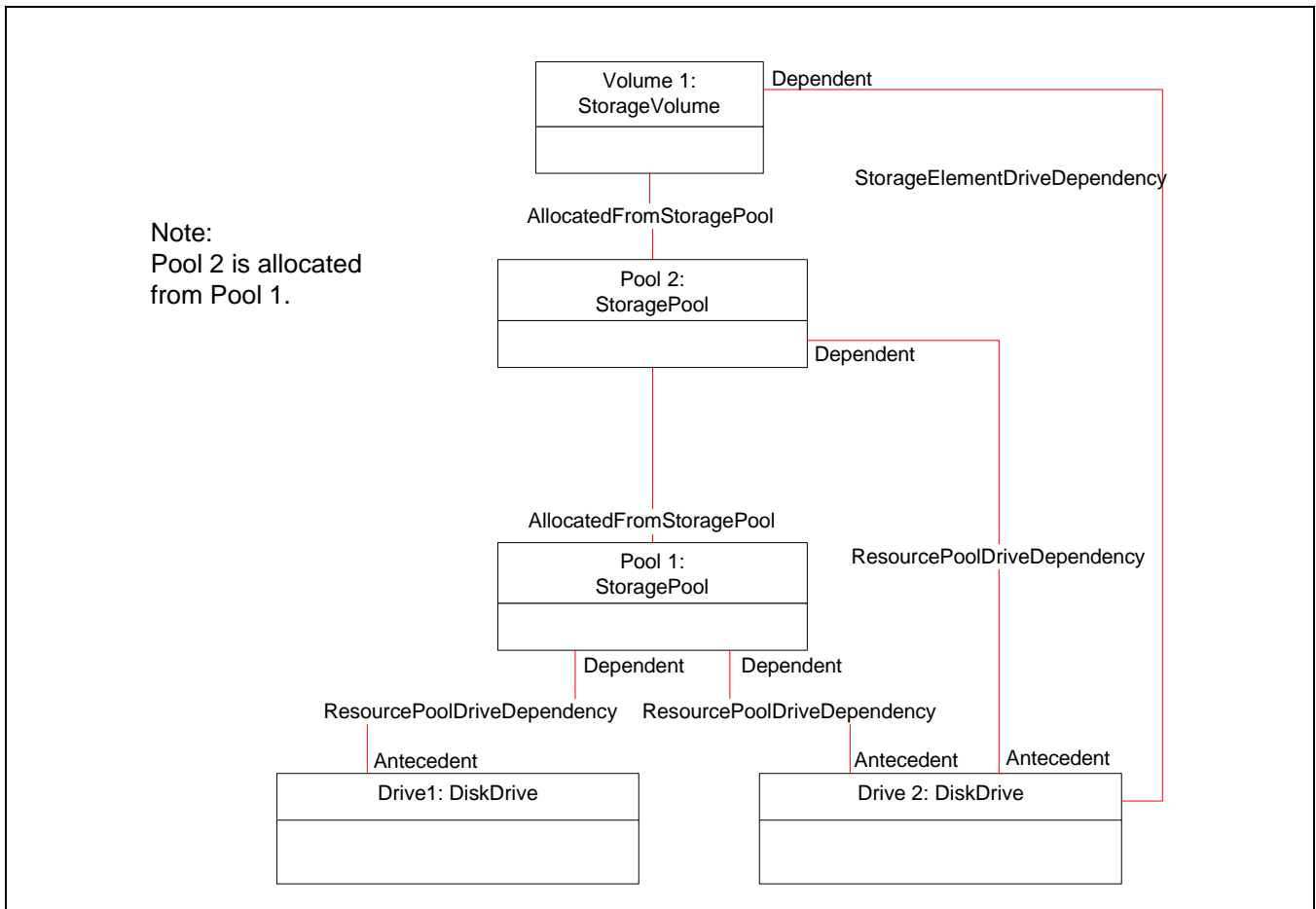


Figure 64 - Drive Dependency and Pool Hierarchy

EXPERIMENTAL

11.3 Cascading Considerations

Not defined in this standard.

11.4 Supported Profiles, Subprofiles and Packages

Related Profiles for Disk Drive Lite: Not defined in this standard.

11.5 Methods of this Profile

11.5.1 Extrinsic Methods on Disk Drives

11.5.1.1 Request State Change

```

uint32 RequestStateChange(
    [In] uint16 RequestedState,

```

[Out] CIM_ConcreteJob REF Job,

[In] datetime TimeoutPeriod)

The allowed state changes are indicated by the RequestedStatesSupported property of EnabledLogicalElementCapabilities. A Job shall be returned if the operation takes longer than the TimeoutPeriod. The Requested State of Offline makes a drives extents unavailable to the dependent volume.

The Job may represent a drive rebuild if the RequestedState of the drive is Offline and a failover shall be complete before the offline operation can finish.

11.6 Registered Name and Version

Disk Drive Lite version 1.6.0 (Component Profile)

CIM Schema Version: 2.29

11.7 CIM Elements

Table 280 describes the CIM elements for Disk Drive Lite.

Table 280 - CIM Elements for Disk Drive Lite

Element Name	Requirement	Description
11.7.1 CIM_ATAPort (Disk Drive Target ATA Port)	Optional	Represents an ATA target port for the disk drive.
11.7.2 CIM_ATAProtocolEndpoint (Disk Drive target ATA Protocol Endpoint)	Optional	A target ATA protocol endpoint for a disk drive if ATA protocols are supported.
11.7.3 CIM_AssociatedComponentExtent (Pool Component to Primordial Pool)	Mandatory	
11.7.4 CIM_BasedOn (Bottom Level BasedOn)	Conditional	Conditional requirement: Implementation of the Extent Composition profile. Associates a concrete StorageExtent representing a decomposition(partial allocation) or composition to the disk drive StorageExtent that it is allocated from.
11.7.5 CIM_ConcreteComponent (Disk Extent to Primordial Pool)	Conditional	Deprecated. Conditional requirement: Implementation of the Block Services Package. Associates a disk drive extent to a primordial storage pool.
11.7.6 CIM_Container	Optional	Associates a disk drive physical package to its higher level package.
11.7.7 CIM_DeviceSAPImplementation (ATA)	Optional	Associates a target ATA protocol endpoint to the target port for the drive.
11.7.8 CIM_DeviceSAPImplementation (SCSI)	Optional	Associates a target SCSI protocol endpoint to the target port for the drive.
11.7.9 CIM_DiskDrive	Mandatory	Represents the disk drive.
11.7.10 CIM_ElementSoftwareIdentity	Mandatory	Associates the firmware (SoftwareIdentity) to a disk drive.
11.7.11 CIM_FCPort (Disk Drive Target FC Port)	Optional	Represents an FC target port for the disk drive.
11.7.12 CIM_FilterCollection (Disk Drive Lite Predefined FilterCollection)	Conditional	Experimental. Conditional requirement: Required if the Experimental Indication Profile is supported and the SNIA_IndicationConfigurationCapabilities.SupportedFeatures=5' (Predefined Filter Collections). This is a collection of predefined IndicationFilters to which a client may subscribe.

Table 280 - CIM Elements for Disk Drive Lite

Element Name	Requirement	Description
11.7.13 CIM_FilterCollection (Disk Drive Lite ProfileSpecificLifecycleIndicationFilterCollection)	Optional	Experimental. This is a collection of Lifecycle IndicationFilters defined by the Disk Drive Lite Profile.
11.7.14 CIM_HostedCollection (System to ProfileSpecificLifecycleIndicationFilterCollection)	Optional	Experimental.
11.7.15 CIM_HostedCollection (System to predefined IndicationFilters)	Conditional	Experimental. Conditional requirement: Required if the Experimental Indication Profile is supported and the SNIA_IndicationConfigurationCapabilities.SupportedFeatures='5' (Predefined Filter Collections).
11.7.16 CIM_IndicationFilter (Disk Drive Creation)	Conditional	Experimental. Conditional requirement: Required if the Experimental Indication Profile is supported and the SNIA_IndicationConfigurationCapabilities.SupportedFeatures='5' (Predefined Filter Collections). This is the 'pre-defined' CIM_IndicationFilter instance for the addition of a new DiskDrive instance.
11.7.17 CIM_IndicationFilter (Disk Drive Deletion)	Conditional	Experimental. Conditional requirement: Required if the Experimental Indication Profile is supported and the SNIA_IndicationConfigurationCapabilities.SupportedFeatures='5' (Predefined Filter Collections). This is the 'pre-defined' CIM_IndicationFilter instance for the deletion of a DiskDrive instance.
11.7.18 CIM_MediaPresent	Mandatory	Associates a disk drive to its storage extent.
11.7.19 CIM_MemberOfCollection (Disk Drive Lite Filter Collection to FilterCollection)	Conditional	Experimental. Conditional requirement: Required if the Experimental Indication Profile is supported and the SNIA_IndicationConfigurationCapabilities.SupportedFeatures='5' (Predefined Filter Collections). This associates the Disk Drive Lite predefined FilterCollection to the FilterCollection for the autonomous profile (e.g., the Array FilterCollection).
11.7.20 CIM_MemberOfCollection (Disk Drive Lite ProfileSpecificLifecycleIndicationFilterCollection to Disk Drive Lite Filters)	Optional	Experimental. This associates the Disk Drive Lite ProfileSpecificLifecycleIndicationFilterCollection to the Filters defined by the Disk Drive Lite Profile.
11.7.21 CIM_MemberOfCollection (Predefined Filter Collection to Disk Drive Lite Filters)	Conditional	Experimental. Conditional requirement: Required if the Experimental Indication Profile is supported and the SNIA_IndicationConfigurationCapabilities.SupportedFeatures='5' (Predefined Filter Collections). This associates the Disk Drive Lite predefined FilterCollection to the predefined Filters supported by the implementation.
11.7.22 CIM_PhysicalPackage	Mandatory	The physical package for the disk drive.
11.7.23 CIM_ProtocolControllerAccessesUnit	Optional	Deprecated. Associates an initiator protocol controller to the disk drive storage extent.
11.7.24 CIM_Realizes	Mandatory	Associates the disk drive to its physical package.
11.7.25 CIM_ResourcePoolDriveDependency	Optional	Associates disk drive to resource pools, such as a StoragePool.
11.7.26 CIM_SAPAvailableForElement	Optional	Associates the target protocol endpoint to the disk drive.
11.7.27 CIM_SASPort (Disk Drive Target SAS Port)	Optional	Represents a SAS target port for the disk drive.
11.7.28 CIM_SCSIInitiatorTargetLogicalUnitPath	Optional	Associates protocol endpoints of the initiator and target ports to the extent that is exposed through the ports.
11.7.29 CIM_SCSIProtocolEndpoint (Disk Drive target SCSI Protocol Endpoint)	Optional	A target SCSI protocol endpoint for a disk drive if SCSI protocols are supported.

Table 280 - CIM Elements for Disk Drive Lite

Element Name	Requirement	Description
11.7.30 CIM_SPIPort (Disk Drive Target Parallel SCSI Port)	Optional	Represents a parallel SCSI target port for the disk drive.
11.7.31 CIM_SoftwareIdentity	Mandatory	Represents the firmware information for the disk drive.
11.7.32 CIM_StorageElementDriveDependency	Optional	Associates disk drive to storage elements, such as a StorageVolume.
11.7.33 CIM_StorageExtent (Primordial Disk Drive Extent)	Mandatory	The storage extent that represents the storage of the disk drive.
11.7.34 CIM_SystemDevice (Disk Drive System)	Mandatory	Associates DiskDrive to a hosting computer system.
11.7.35 CIM_SystemDevice (Port System)	Optional	Associates disk drive Ports to a hosting computer system.
11.7.36 CIM_SystemDevice (Storage Extent System)	Mandatory	Associates a StorageExtent to a hosting computer system.
11.7.37 SNIA_DiskDrive	Optional	This is a subclass of CIM_DiskDrive. CIM_DiskDrive may be subclassed as SNIA_DiskDrive to add additional properties.
SELECT * FROM CIM_InstCreation WHERE SourceInstance ISA CIM_DiskDrive	Mandatory	Addition of a new Disk Drive instance.
SELECT * FROM CIM_InstDeletion WHERE SourceInstance ISA CIM_DiskDrive	Mandatory	Deletion of a Disk Drive instance.

11.7.1 CIM_ATAPort (Disk Drive Target ATA Port)

Created By: Static

Modified By: Static

Deleted By: Static

Requirement: Optional

Table 281 describes class CIM_ATAPort (Disk Drive Target ATA Port).

Table 281 - SMI Referenced Properties/Methods for CIM_ATAPort (Disk Drive Target ATA Port)

Properties	Flags	Requirement	Description & Notes
SystemCreationClassName		Mandatory	
SystemName		Mandatory	
CreationClassName		Mandatory	
DeviceID		Mandatory	
OperationalStatus		Optional	
UsageRestriction		Mandatory	Shall be 2 for disk drive target ports.
PortType		Mandatory	Shall be 92 93 (SATA or SATA2) .

11.7.2 CIM_ATAProtocolEndpoint (Disk Drive target ATA Protocol Endpoint)

Created By: Static
 Modified By: Static
 Deleted By: Static
 Requirement: Optional

Table 282 describes class CIM_ATAProtocolEndpoint (Disk Drive target ATA Protocol Endpoint).

Table 282 - SMI Referenced Properties/Methods for CIM_ATAProtocolEndpoint (Disk Drive target ATA Protocol Endpoint)

Properties	Flags	Requirement	Description & Notes
SystemCreationClassName		Mandatory	
SystemName		Mandatory	
CreationClassName		Mandatory	
Name		Mandatory	
Role		Mandatory	Shall be 3 (Target).
ProtocolIFType		Mandatory	
OtherTypeDescription		Mandatory	
ConnectionType		Mandatory	

11.7.3 CIM_AssociatedComponentExtent (Pool Component to Primordial Pool)

The referenced primordial disk drive StorageExtent represents capacity has not been allocated, is allocated in part, or is allocated in its entirety.

Requirement: Mandatory

Table 283 describes class CIM_AssociatedComponentExtent (Pool Component to Primordial Pool).

Table 283 - SMI Referenced Properties/Methods for CIM_AssociatedComponentExtent (Pool Component to Primordial Pool)

Properties	Flags	Requirement	Description & Notes
GroupComponent		Mandatory	The Primordial StoragePool.
PartComponent		Mandatory	The disk drive storage extent that is a component of the primordial storage pool.

11.7.4 CIM_BasedOn (Bottom Level BasedOn)

Created By: External
 Modified By: External
 Deleted By: External
 Requirement: Implementation of the Extent Composition profile.

Table 284 describes class CIM_BasedOn (Bottom Level BasedOn).

Table 284 - SMI Referenced Properties/Methods for CIM_BasedOn (Bottom Level BasedOn)

Properties	Flags	Requirement	Description & Notes
StartingAddress		Optional	This should be specified if the concrete extent does not use the whole disk drive extent.
EndingAddress		Optional	This should be specified if the concrete extent does not use the whole disk drive extent.
Dependent		Mandatory	This is a reference to the concrete storage extent.
Antecedent		Mandatory	This is a reference to the disk drive storage extent.

11.7.5 CIM_ConcreteComponent (Disk Extent to Primordial Pool)

Deprecated. Associates a disk drive extent to a primordial storage pool. This is Deprecated since its function is better covered by AssociatedComponentExtent.

Created By: Static

Modified By: Static

Deleted By: Static

Requirement: Implementation of the Block Services Package.

Table 285 describes class CIM_ConcreteComponent (Disk Extent to Primordial Pool).

Table 285 - SMI Referenced Properties/Methods for CIM_ConcreteComponent (Disk Extent to Primordial Pool)

Properties	Flags	Requirement	Description & Notes
PartComponent		Mandatory	A reference to an instance of CIM_StorageExtent that represents the storage on the disk drive. The extent shall have its Primordial property set to true.
GroupComponent		Mandatory	A reference to an instance of CIM_StoragePool with the Primordial property set to true.

11.7.6 CIM_Container

Created By: Static

Modified By: Static

Deleted By: Static

Requirement: Optional

Table 286 describes class CIM_Container.

Table 286 - SMI Referenced Properties/Methods for CIM_Container

Properties	Flags	Requirement	Description & Notes
GroupComponent		Mandatory	A reference to an instance of CIM_PhysicalPackage that represents the higher level package that contains the disk drive package.
PartComponent		Mandatory	A reference to an instance of CIM_PhysicalPackage that represents the packaging for the disk drive.

11.7.7 CIM_DeviceSAPImplementation (ATA)

Created By: Static

Modified By: Static

Deleted By: Static

Requirement: Optional

Table 287 describes class CIM_DeviceSAPImplementation (ATA).

Table 287 - SMI Referenced Properties/Methods for CIM_DeviceSAPImplementation (ATA)

Properties	Flags	Requirement	Description & Notes
Antecedent		Mandatory	A reference to an instance of an ATA port with a UsageRestriction property set to '2' (Target).
Dependent		Mandatory	A reference to an instance of an ATA protocol endpoint with a Role property set to '3' (Target).

11.7.8 CIM_DeviceSAPImplementation (SCSI)

Created By: Static

Modified By: Static

Deleted By: Static

Requirement: Optional

Table 288 describes class CIM_DeviceSAPImplementation (SCSI).

Table 288 - SMI Referenced Properties/Methods for CIM_DeviceSAPImplementation (SCSI)

Properties	Flags	Requirement	Description & Notes
Antecedent		Mandatory	A reference to an instance of a parallel SCSI (SPI), SAS or FC port with a UsageRestriction property set to '2' (Target).
Dependent		Mandatory	A reference to an instance of a SCSI protocol endpoint with a Role property set to '3' (Target).

11.7.9 CIM_DiskDrive

Created By: Static

Modified By: Static
 Deleted By: Static
 Requirement: Mandatory

Table 289 describes class CIM_DiskDrive.

Table 289 - SMI Referenced Properties/Methods for CIM_DiskDrive

Properties	Flags	Requirement	Description & Notes
SystemCreationClassName		Mandatory	
SystemName		Mandatory	
CreationClassName		Mandatory	
DeviceID		Mandatory	
Name		Mandatory	
OperationalStatus		Mandatory	Possible OperationalStatus values are 2 (OK), 5 (Predictive Failure), 6 (Error), 8 (Starting), 9 (Stopping) or 10 (Stopped).
EnabledState		Mandatory	Possible EnabledStates are 2 (Enabled), 3 (Disabled), 4 (Shutting Down), 6 (Enabled but Offline) or 10 (Starting) Enabled - drive is spun up and online. Disabled - drive is spun down, and offline Shutting down - drive is spinning down Enabled but Offline - drive is spun up but offline Starting - drive is spinning up.
RequestedState		Optional	Possible RequestedStates are 2 (Enabled), 4 (Shutting Down) and 6 (Offline) Enabled - Spin up drive if it was spun down and Online the drive if it was offline. Shutting down - spin down drive Offline - offline drive.
RequestStateChange()		Optional	

11.7.10 CIM_ElementSoftwareIdentity

Created By: Static
 Modified By: Static
 Deleted By: Static
 Requirement: Mandatory

Table 290 describes class CIM_ElementSoftwareIdentity.

Table 290 - SMI Referenced Properties/Methods for CIM_ElementSoftwareIdentity

Properties	Flags	Requirement	Description & Notes
Antecedent		Mandatory	A reference to an instance of CIM_SoftwareIdentity that represents the software the disk drive.
Dependent		Mandatory	A reference to an instance of CIM_DiskDrive or SNIA_diskdrive.

11.7.11 CIM_FCPort (Disk Drive Target FC Port)

Created By: Static

Modified By: Static

Deleted By: Static

Requirement: Optional

Table 291 describes class CIM_FCPort (Disk Drive Target FC Port).

Table 291 - SMI Referenced Properties/Methods for CIM_FCPort (Disk Drive Target FC Port)

Properties	Flags	Requirement	Description & Notes
SystemCreationClassName		Mandatory	
SystemName		Mandatory	
CreationClassName		Mandatory	
DeviceID		Mandatory	
OperationalStatus		Optional	
UsageRestriction		Mandatory	Shall be 2 for disk drive target ports.
PortType		Mandatory	Shall be 0 1 10 11 12 13 14 15 16 17 18 (Unknown or Other or N or NL or F/NL or Nx or E or F or FL or B or G).
PermanentAddress	CD	Mandatory	Port WWN. Shall be 16 unseparated uppercase hex digits.
SupportedCOS		Optional	
ActiveCOS		Optional	
SupportedFC4Types		Optional	
ActiveFC4Types		Optional	

11.7.12 CIM_FilterCollection (Disk Drive Lite Predefined FilterCollection)

Experimental. This is a collection of predefined IndicationFilters to which a client may subscribe. A Disk Drive Lite implementation shall indicate support for predefined FilterCollections by the SNIA_IndicationConfigurationCapabilities.FeaturesSupported = '5' (Predefined Filter Collections).

Requirement: Required if the Experimental Indication Profile is supported and the SNIA_IndicationConfigurationCapabilities.SupportedFeatures='5' (Predefined Filter Collections).

Table 292 describes class CIM_FilterCollection (Disk Drive Lite Predefined FilterCollection).

Table 292 - SMI Referenced Properties/Methods for CIM_FilterCollection (Disk Drive Lite Predefined FilterCollection)

Properties	Flags	Requirement	Description & Notes
InstanceID		Mandatory	Shall specify the unique identifier for an instance of this class within the Implementation namespace.
CollectionName		Mandatory	The value of CollectionName shall be 'SNIA:Disk Drive Lite:Predefined'.

11.7.13 CIM_FilterCollection (Disk Drive Lite ProfileSpecificLifecycleIndicationFilterCollection)

Experimental. This is a collection of Lifecycle IndicationFilters defined by the Disk Drive Lite Profile.

Requirement: Optional

Table 293 describes class CIM_FilterCollection (Disk Drive Lite ProfileSpecificLifecycleIndicationFilterCollection).

Table 293 - SMI Referenced Properties/Methods for CIM_FilterCollection (Disk Drive Lite ProfileSpecificLifecycleIndicationFilterCollection)

Properties	Flags	Requirement	Description & Notes
InstanceID		Mandatory	See the InstanceID definition in section <i>Storage Management Technical Specification, Part 3 Common Profiles, 1.6.1 Rev 6 50.6.13</i> CIM_FilterCollection (StaticFilterCollection).
CollectionName		Mandatory	The value of CollectionName shall be 'SNIA:Disk Drive Lite:ProfileSpecificLifecycleIndicationFilterCollection'.

11.7.14 CIM_HostedCollection (System to ProfileSpecificLifecycleIndicationFilterCollection)

Experimental.

Requirement: Optional

Table 294 describes class CIM_HostedCollection (System to ProfileSpecificLifecycleIndicationFilterCollection).

Table 294 - SMI Referenced Properties/Methods for CIM_HostedCollection (System to ProfileSpecificLifecycleIndicationFilterCollection)

Properties	Flags	Requirement	Description & Notes
Dependent		Mandatory	Reference to the ProfileSpecificLifecycleIndicationFilterCollection for the Disk Drive Lite Profile.
Antecedent		Mandatory	Reference to the 'Top level' System.

11.7.15 CIM_HostedCollection (System to predefined IndicationFilters)

Experimental.

Requirement: Required if the Experimental Indication Profile is supported and the SNIA_IndicationConfigurationCapabilities.SupportedFeatures='5' (Predefined Filter Collections).

Table 295 describes class CIM_HostedCollection (System to predefined IndicationFilters).

Table 295 - SMI Referenced Properties/Methods for CIM_HostedCollection (System to predefined IndicationFilters)

Properties	Flags	Requirement	Description & Notes
Dependent		Mandatory	Reference to the predefined FilterCollection for Disk Drive Lite.
Antecedent		Mandatory	Reference to the 'Top level' System.

11.7.16 CIM_IndicationFilter (Disk Drive Creation)

Experimental. This is the 'pre-defined' CIM_IndicationFilter instance for the addition of a new DiskDrive instance.

Created By: Static

Modified By: Static

Deleted By: Static

Requirement: Required if the Experimental Indication Profile is supported and the SNIA_IndicationConfigurationCapabilities.SupportedFeatures='5' (Predefined Filter Collections).

Table 296 describes class CIM_IndicationFilter (Disk Drive Creation).

Table 296 - SMI Referenced Properties/Methods for CIM_IndicationFilter (Disk Drive Creation)

Properties	Flags	Requirement	Description & Notes
SystemCreationClassName		Mandatory	See the SystemCreationClassName definition in section <i>Storage Management Technical Specification, Part 3 Common Profiles, 1.6.1 Rev 6 50.6.25</i> CIM_IndicationFilter (StaticIndicationFilter).
CreationClassName		Mandatory	See the CreationClassName definition in section <i>Storage Management Technical Specification, Part 3 Common Profiles, 1.6.1 Rev 6 50.6.25</i> CIM_IndicationFilter (StaticIndicationFilter).
SystemName		Mandatory	See the SystemName definition in section <i>Storage Management Technical Specification, Part 3 Common Profiles, 1.6.1 Rev 6 50.6.25</i> CIM_IndicationFilter (StaticIndicationFilter).
Name		Mandatory	This shall be 'SNIA:Disk Drive Lite:DiskDriveCreation'.
SourceNamespace	N	Optional	Deprecated. See the SourceNamespace definition in section <i>Storage Management Technical Specification, Part 3 Common Profiles, 1.6.1 Rev 6 50.6.28</i> CIM_IndicationFilter (pre-defined).
SourceNamespaces	N	Optional	Experimental. See the SourceNamespaces definition in section <i>Storage Management Technical Specification, Part 3 Common Profiles, 1.6.1 Rev 6 50.6.25</i> CIM_IndicationFilter (StaticIndicationFilter).
Query		Mandatory	SELECT * FROM CIM_InstCreation WHERE SourceInstance ISA CIM_DiskDrive.
QueryLanguage		Mandatory	This should be 'DMTF:CQL' for CQL queries, but may be 'WQL' or 'SMI-S V1.0'. WQL and SMI-S V1.0 are deprecated in favor of 'DMTF:CQL'.
ElementName	N	Optional	See the ElementName definition in section <i>Storage Management Technical Specification, Part 3 Common Profiles, 1.6.1 Rev 6 50.6.28</i> CIM_IndicationFilter (pre-defined).

11.7.17 CIM_IndicationFilter (Disk Drive Deletion)

Experimental. This is the 'pre-defined' CIM_IndicationFilter instance for the deletion of a DiskDrive instance.

Created By: Static

Modified By: Static

Deleted By: Static

Requirement: Required if the Experimental Indication Profile is supported and the SNIA_IndicationConfigurationCapabilities.SupportedFeatures='5' (Predefined Filter Collections).

Table 297 describes class CIM_IndicationFilter (Disk Drive Deletion).

Table 297 - SMI Referenced Properties/Methods for CIM_IndicationFilter (Disk Drive Deletion)

Properties	Flags	Requirement	Description & Notes
SystemCreationClassName		Mandatory	See the SystemCreationClassName definition in section <i>Storage Management Technical Specification, Part 3 Common Profiles, 1.6.1 Rev 6 50.6.25</i> CIM_IndicationFilter (StaticIndicationFilter).
CreationClassName		Mandatory	See the CreationClassName definition in section <i>Storage Management Technical Specification, Part 3 Common Profiles, 1.6.1 Rev 6 50.6.25</i> CIM_IndicationFilter (StaticIndicationFilter).
SystemName		Mandatory	See the SystemName definition in section <i>Storage Management Technical Specification, Part 3 Common Profiles, 1.6.1 Rev 6 50.6.25</i> CIM_IndicationFilter (StaticIndicationFilter).
Name		Mandatory	This shall be 'SNIA:Disk Drive Lite:DiskDriveDeletion'.
SourceNamespace	N	Optional	Deprecated. See the SourceNamespace definition in section <i>Storage Management Technical Specification, Part 3 Common Profiles, 1.6.1 Rev 6 50.6.28</i> CIM_IndicationFilter (pre-defined).
SourceNamespaces	N	Optional	Experimental. See the SourceNamespaces definition in section <i>Storage Management Technical Specification, Part 3 Common Profiles, 1.6.1 Rev 6 50.6.25</i> CIM_IndicationFilter (StaticIndicationFilter).
Query		Mandatory	SELECT * FROM CIM_InstDeletion WHERE SourceInstance ISA CIM_DiskDrive.
QueryLanguage		Mandatory	This should be 'DMTF:CQL' for CQL queries, but may be 'WQL' or 'SMI-S V1.0'. WQL and SMI-S V1.0 are deprecated in favor of 'DMTF:CQL'.
ElementName	N	Optional	See the ElementName definition in section <i>Storage Management Technical Specification, Part 3 Common Profiles, 1.6.1 Rev 6 50.6.28</i> CIM_IndicationFilter (pre-defined).

11.7.18 CIM_MediaPresent

Created By: Static

Modified By: Static

Deleted By: Static

Requirement: Mandatory

Table 298 describes class CIM_MediaPresent.

Table 298 - SMI Referenced Properties/Methods for CIM_MediaPresent

Properties	Flags	Requirement	Description & Notes
Dependent		Mandatory	A reference to an instance of CIM_StorageExtent with the Primordial property set to true (a disk drive extent).
Antecedent		Mandatory	A reference to an instance of CIM_DiskDrive or SNIA_DiskDrive.

11.7.19 CIM_MemberOfCollection (Disk Drive Lite Filter Collection to FilterCollection)

Experimental. This associates the Disk Drive Lite predefined FilterCollection to the FilterCollection for the autonomous profile (e.g., the Array FilterCollection).

Requirement: Required if the Experimental Indication Profile is supported and the SNIA_IndicationConfigurationCapabilities.SupportedFeatures='5' (Predefined Filter Collections).

Table 299 describes class CIM_MemberOfCollection (Disk Drive Lite Filter Collection to FilterCollection).

Table 299 - SMI Referenced Properties/Methods for CIM_MemberOfCollection (Disk Drive Lite Filter Collection to FilterCollection)

Properties	Flags	Requirement	Description & Notes
Collection		Mandatory	Reference to the Disk Drive Lite predefined FilterCollection.
Member		Mandatory	Reference to the Disk Drive Lite predefined FilterCollection.

11.7.20 CIM_MemberOfCollection (Disk Drive Lite ProfileSpecificLifecycleIndicationFilterCollection to Disk Drive Lite Filters)

Experimental. This associates the Disk Drive Lite ProfileSpecificLifecycleIndicationFilterCollection to the Filters defined by the Disk Drive Lite Profile.

Requirement: Optional

Table 300 describes class CIM_MemberOfCollection (Disk Drive Lite ProfileSpecificLifecycleIndicationFilterCollection to Disk Drive Lite Filters).

Table 300 - SMI Referenced Properties/Methods for CIM_MemberOfCollection (Disk Drive Lite Profile-SpecificLifecycleIndicationFilterCollection to Disk Drive Lite Filters)

Properties	Flags	Requirement	Description & Notes
Collection		Mandatory	Reference to the Disk Drive Lite ProfileSpecificLifecycleIndicationFilterCollection.
Member		Mandatory	Reference to the IndicationFilters defined by the Disk Drive Lite Profile.

11.7.21 CIM_MemberOfCollection (Predefined Filter Collection to Disk Drive Lite Filters)

Experimental. This associates the Disk Drive Lite predefined FilterCollection to the predefined Filters supported by the implementation.

Requirement: Required if the Experimental Indication Profile is supported and the SNIA_IndicationConfigurationCapabilities.SupportedFeatures='5' (Predefined Filter Collections).

Table 301 describes class CIM_MemberOfCollection (Predefined Filter Collection to Disk Drive Lite Filters).

Table 301 - SMI Referenced Properties/Methods for CIM_MemberOfCollection (Predefined Filter Collection to Disk Drive Lite Filters)

Properties	Flags	Requirement	Description & Notes
Collection		Mandatory	Reference to the Disk Drive Lite predefined FilterCollection.
Member		Mandatory	Reference to the predefined IndicationFilters of the Disk Drive Lite implementation.

11.7.22 CIM_PhysicalPackage

Created By: Static

Modified By: Static

Deleted By: Static

Requirement: Mandatory

Table 302 describes class CIM_PhysicalPackage.

Table 302 - SMI Referenced Properties/Methods for CIM_PhysicalPackage

Properties	Flags	Requirement	Description & Notes
CreationClassName		Mandatory	
Tag		Mandatory	
Manufacturer		Mandatory	
Model		Mandatory	
SerialNumber		Optional	
PartNumber		Optional	

11.7.23 CIM_ProtocolControllerAccessesUnit

Deprecated.

Created By: Static

Modified By: Static

Deleted By: Static

Requirement: Optional

Table 303 describes class CIM_ProtocolControllerAccessesUnit.

Table 303 - SMI Referenced Properties/Methods for CIM_ProtocolControllerAccessesUnit

Properties	Flags	Requirement	Description & Notes
Dependent		Mandatory	A reference to an instance of CIM_StorageExtent with the Primordial property set to true (the disk drive extent).
Antecedent		Mandatory	A reference to a CIM_ProtocolController (from the Initiator for this disk drive).

11.7.24 CIM_Realizes

Created By: Static
 Modified By: Static
 Deleted By: Static
 Requirement: Mandatory

Table 304 describes class CIM_Realizes.

Table 304 - SMI Referenced Properties/Methods for CIM_Realizes

Properties	Flags	Requirement	Description & Notes
Antecedent		Mandatory	A reference to an instance of a physical package that represents the packaging for the disk drive.
Dependent		Mandatory	A reference to an instance of CIM_DiskDrive or SNIA_DiskDrive.

11.7.25 CIM_ResourcePoolDriveDependency

Created By: Static
 Modified By: Static
 Deleted By: Static
 Requirement: Optional

Table 305 describes class CIM_ResourcePoolDriveDependency.

Table 305 - SMI Referenced Properties/Methods for CIM_ResourcePoolDriveDependency

Properties	Flags	Requirement	Description & Notes
Dependent		Mandatory	A reference to an instance of StoragePool that is dependent on the disk drive.
Antecedent		Mandatory	A reference to an instance of CIM_DiskDrive or SNIA_DiskDrive.

11.7.26 CIM_SAPAvailableForElement

Created By: Static
 Modified By: Static
 Deleted By: Static
 Requirement: Optional

Table 306 describes class CIM_SAPAvailableForElement.

Table 306 - SMI Referenced Properties/Methods for CIM_SAPAvailableForElement

Properties	Flags	Requirement	Description & Notes
AvailableSAP		Mandatory	A reference to an instance of a SCSI or ATA protocol endpoint that represents the target endpoint (role='3') for the disk drive.
ManagedElement		Mandatory	A reference to an instance of a Disk Drive or SNIA_DiskDrive.

11.7.27 CIM_SASPort (Disk Drive Target SAS Port)

Created By: Static

Modified By: Static

Deleted By: Static

Requirement: Optional

Table 307 describes class CIM_SASPort (Disk Drive Target SAS Port).

Table 307 - SMI Referenced Properties/Methods for CIM_SASPort (Disk Drive Target SAS Port)

Properties	Flags	Requirement	Description & Notes
SystemCreationClassName		Mandatory	
SystemName		Mandatory	
CreationClassName		Mandatory	
DeviceID		Mandatory	
OperationalStatus		Optional	
UsageRestriction		Mandatory	Shall be 2 for disk drive target ports.
PermanentAddress		Mandatory	SAS Address. Shall be 16 un-separated upper case hex digits.
PortType		Mandatory	Shall be 94 (SAS).

11.7.28 CIM_SCSIInitiatorTargetLogicalUnitPath

Created By: Static

Modified By: Static

Deleted By: Static

Requirement: Optional

Table 308 describes class CIM_SCSIInitiatorTargetLogicalUnitPath.

Table 308 - SMI Referenced Properties/Methods for CIM_SCSIInitiatorTargetLogicalUnitPath

Properties	Flags	Requirement	Description & Notes
Initiator		Mandatory	The protocol endpoint for the back end initiator port for accessing the disk drive.
Target		Mandatory	A reference to an instance of a SCSI or ATA protocol endpoint that represents the target endpoint (role='3') for the disk drive.
LogicalUnit		Mandatory	Shall reference the StorageExtent associated to the DiskDrive.

11.7.29 CIM_SCSIProtocolEndpoint (Disk Drive target SCSI Protocol Endpoint)

Created By: Static

Modified By: Static

Deleted By: Static

Requirement: Optional

Table 309 describes class CIM_SCSIProtocolEndpoint (Disk Drive target SCSI Protocol Endpoint).

Table 309 - SMI Referenced Properties/Methods for CIM_SCSIProtocolEndpoint (Disk Drive target SCSI Protocol Endpoint)

Properties	Flags	Requirement	Description & Notes
SystemCreationClassName		Mandatory	
SystemName		Mandatory	
CreationClassName		Mandatory	
Name		Mandatory	
Role		Mandatory	Shall be 3 (Target).
ProtocolType		Mandatory	
OtherTypeDescription		Mandatory	
ConnectionType		Mandatory	

11.7.30 CIM_SPIPort (Disk Drive Target Parallel SCSI Port)

Created By: Static

Modified By: Static

Deleted By: Static

Requirement: Optional

Table 310 describes class CIM_SPIPort (Disk Drive Target Parallel SCSI Port).

Table 310 - SMI Referenced Properties/Methods for CIM_SPIPort (Disk Drive Target Parallel SCSI Port)

Properties	Flags	Requirement	Description & Notes
SystemCreationClassName		Mandatory	
SystemName		Mandatory	
CreationClassName		Mandatory	
DeviceID		Mandatory	
OperationalStatus		Optional	
UsageRestriction		Mandatory	Shall be 2 for disk drive target ports.
PortType		Mandatory	Shall be 101 (SCSI Parallel).

11.7.31 CIM_SoftwareIdentity

Created By: Static

Modified By: Static

Deleted By: Static

Requirement: Mandatory

Table 311 describes class CIM_SoftwareIdentity.

Table 311 - SMI Referenced Properties/Methods for CIM_SoftwareIdentity

Properties	Flags	Requirement	Description & Notes
InstanceID		Mandatory	
VersionString		Mandatory	
Manufacturer		Optional	
BuildNumber		Optional	
MajorVersion		Optional	
RevisionNumber		Optional	
MinorVersion		Optional	

11.7.32 CIM_StorageElementDriveDependency

Created By: Static

Modified By: Static

Deleted By: Static

Requirement: Optional

Table 312 describes class CIM_StorageElementDriveDependency.

Table 312 - SMI Referenced Properties/Methods for CIM_StorageElementDriveDependency

Properties	Flags	Requirement	Description & Notes
Dependent		Mandatory	A reference to an instance of StorageVolume or LogicalDisk that is dependent on the disk drive.
Antecedent		Mandatory	A reference to an instance of CIM_DiskDrive or SNIA_DiskDrive.

11.7.33 CIM_StorageExtent (Primordial Disk Drive Extent)

Created By: Static

Modified By: Static

Deleted By: Static

Requirement: Mandatory

Table 313 describes class CIM_StorageExtent (Primordial Disk Drive Extent).

Table 313 - SMI Referenced Properties/Methods for CIM_StorageExtent (Primordial Disk Drive Extent)

Properties	Flags	Requirement	Description & Notes
SystemCreationClassName		Mandatory	
SystemName		Mandatory	
CreationClassName		Mandatory	
DeviceID		Mandatory	
BlockSize		Mandatory	
NumberOfBlocks		Mandatory	The number of blocks as reported by the hardware.
ConsumableBlocks		Mandatory	The number of usable blocks.
Primordial		Mandatory	Shall be true.
ExtentStatus		Mandatory	
OperationalStatus		Mandatory	
ExtentDiscriminator		Mandatory	Experimental. This is an array of values that shall contain 'SNIA:Pool Component' and 'SNIA:DiskDrive'.

11.7.34 CIM_SystemDevice (Disk Drive System)

Created By: Static

Modified By: Static

Deleted By: Static

Requirement: Mandatory

Table 314 describes class CIM_SystemDevice (Disk Drive System).

Table 314 - SMI Referenced Properties/Methods for CIM_SystemDevice (Disk Drive System)

Properties	Flags	Requirement	Description & Notes
GroupComponent		Mandatory	A reference to an instance of Computer System.
PartComponent		Mandatory	A reference to an instance of CIM_DiskDrive or SNIA_DiskDrive used in this profile.

11.7.35 CIM_SystemDevice (Port System)

Created By: Static

Modified By: Static

Deleted By: Static

Requirement: Optional

Table 315 describes class CIM_SystemDevice (Port System).

Table 315 - SMI Referenced Properties/Methods for CIM_SystemDevice (Port System)

Properties	Flags	Requirement	Description & Notes
GroupComponent		Mandatory	A reference to an instance of Computer System.
PartComponent		Mandatory	A reference to an instance of CIM_FCPort, CIM_SPIPort, CIM_SASPort or CIM_ATAPort used in this profile.

11.7.36 CIM_SystemDevice (Storage Extent System)

Created By: Static

Modified By: Static

Deleted By: Static

Requirement: Mandatory

Table 316 describes class CIM_SystemDevice (Storage Extent System).

Table 316 - SMI Referenced Properties/Methods for CIM_SystemDevice (Storage Extent System)

Properties	Flags	Requirement	Description & Notes
GroupComponent		Mandatory	A reference to an instance of Computer System.
PartComponent		Mandatory	A reference to an instance of CIM_StorageExtent used in this profile.

11.7.37 SNIA_DiskDrive

Created By: Static

Modified By: Static

Deleted By: Static

Requirement: Optional

Table 317 describes class SNIA_DiskDrive.

Table 317 - SMI Referenced Properties/Methods for SNIA_DiskDrive

Properties	Flags	Requirement	Description & Notes
DiskType		Mandatory	The technology employed to store data. DiskType values are 0 (Unknown), 1 (Other), 2 (Hard Disk Drive) or 3 (Solid State Disk).
FormFactor		Mandatory	The Physical size of the disk drive. FormFactor values are 0 (Unknown), 1 (Other), 2 (Not Reported), 3 (5.25 inch), 4 (3.5 inch), 5 (2.5 inch), 6 (1.8 inch).
Encryption		Mandatory	This property reflects the state of the encryption feature implemented by some disk drives. Encryption values are 0 (Unknown), 1 (Not Supported), 2 (unlocked) or 3 (locked).

STABLE

IMPLEMENTED

12 Disk Sparing Subprofile

12.1 Description

Many block service systems enhance availability by providing backup storage capacity to be used in place of a failed component. The failure of the component may be caused by the failure of a physical component that realizes that component or the invalidation or corruption of the component itself.

The end result of the failure is that block server is degraded by performance or spare redundancy. In the first case, it is important that the cause of the performance degradation is known so the appropriate response may be taken. In the second case, the administrator will have to know of the loss of redundancy. The administrator can then plan to replace the used redundancy and fix the broken component. A sample instance diagram is provided in Figure 65: "Sparing Instance Diagram".

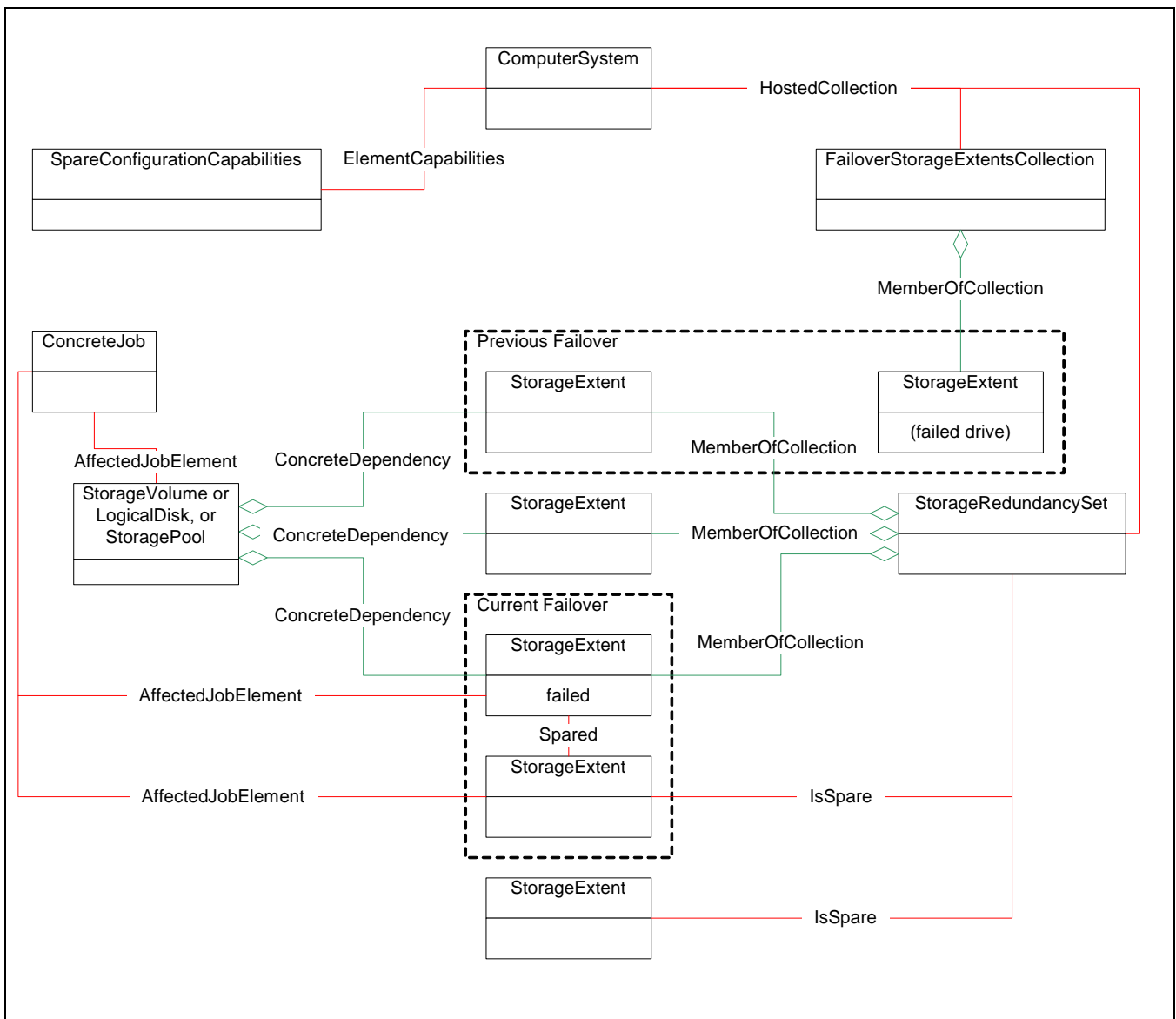


Figure 65 - Sparing Instance Diagram

14 "Extent Composition Subprofile" focuses on the mapping of storage to storage elements, StorageVolume and LogicalDisk. This subprofile enhances that picture by representing how spare physical storage components like disk drives or purely logical constructs like LUNs or even host partitions, can be used to provide redundancy for storage elements. The spare elements are represented as StorageExtents themselves.

11 "Disk Drive Lite Subprofile" can be used to supplement this subprofile by explicitly listing the changes in operational status resulting from the failure of disks and the affect of this failure on the StorageVolumes or LogicalDisks they support. In conjunction with *Storage Management Technical Specification, Part 3 Common Profiles, 1.6.1 Rev 6 25 Health Package* and the RelatedElementCausingError association, a client can tell, unambiguously the effect and cause of the storage component failure.

Fail Over is the name of the process by which the capacity provided by one StorageExtent is replaced by that of the spare StorageExtent. The block contents of the original StorageExtent is copied to the replacement StorageExtent. During this process a ConcreteJob shall be created to represent this process and report the progress and status of the fail over.

The functionality provided by this subprofile includes:

- The representation of the current state of the spares whether they are not in use, are in use, or in transition from not in use to being put into service. All three of these states can be present at once.
- The detection of the addition of another spare element and whether the implementation requires client intervention to assign the spare element.
- Client initiated fail over. A client may cause the fail over process to start.
- Client initiated rebuild of Extent data.
- Client initiated check and rebuild of Extent parity.

12.1.1 Durable Names and Correlatable IDs of the Profile

The StorageVolumes are required to provide the correlatable ID, Name. See *Storage Management Technical Specification, Part 2 Common Architecture, 1.6.1 Rev 6 7.2, "Guidelines for SCSI Logical Unit Names"*.

12.1.2 Sparing Model

StorageExtents are used as the unit of redundancy in this model. StorageExtents can be said to be a grouping of capacity. For the question of what component of the system has failed, the StorageExtent should be realized by a DiskDrive or some of component to which the failure is meaningful. This model represents how the capacity is used in the protection of the data. Other models define how StorageExtents are realized by other components or devices.

A *spare* is, functionally, the union of the StorageExtent representation and the associated component representation that realizes the Extent. This subprofile uses this term in this union.

The sparing model provides for mechanisms to:

- Group StorageExtents that have failed.
- Group spares that can be used to replace failed components. The group of spares may be shared across StorageVolumes, LogicalDisks, or StoragePools.
- Report what component is being spared or replaced by the spare
- Report the process of a fail over, sparing reconfiguration, storage extent rebuild, or parity check
- Report the capabilities of the Sparing implementation

The physical resources on which a StorageExtent is realized are components that may result in data loss if they fail. If the physical resource is modeled, its storage shall be represented by a primordial StorageExtent. This profile requires that the physical resource on which a spare extent is realized be identifiable. As a consequence, if a StorageExtent is used as a spare, it shall either be a primordial extent, or it shall have a ConcreteDependency association to one or more antecedent primordial StorageExtents.

The StorageRedundancySet class is used to group spares. There may be a single StorageRedundancySet per StorageVolume or LogicalDisk. Multiple StorageVolumes or LogicalDisks may share a single StorageRedudancySet. In the first case, the spares grouping can be said to be *dedicated* to that StorageVolume or LogicalDisk. In the second case, the spares grouping can be said to be *global*;

that is, the spares will be used for all the StorageVolumes or LogicalDisks that are associated to a StorageRedundancySet. This is illustrated in Figure 66: "Variations of RS per Storage Element".

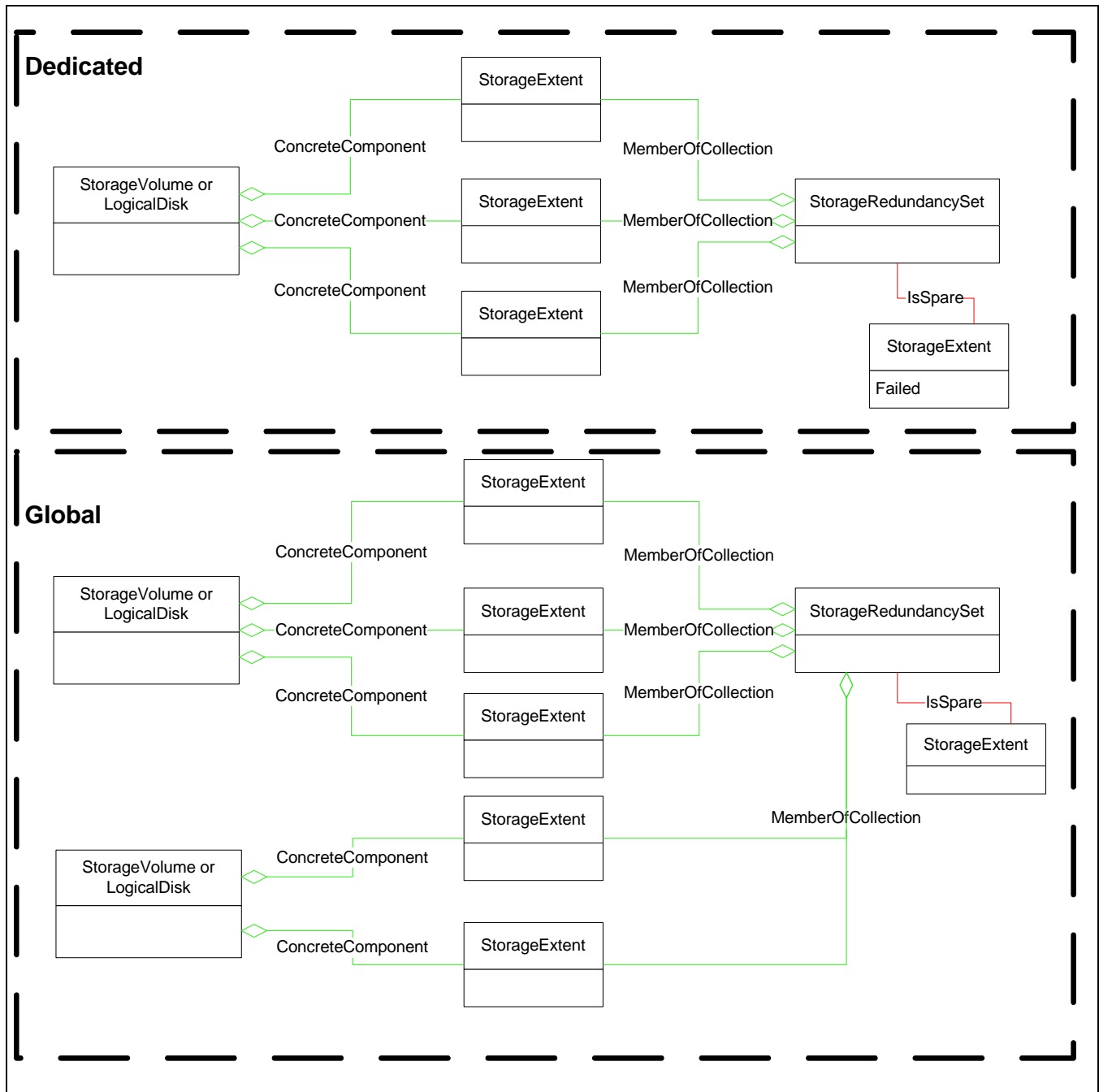


Figure 66 - Variations of RS per Storage Element

In the case where spares are not dedicated, the decision to group Extents with a given StorageRedundancySet depends of the rules of the implementation. Some implementations require particular types of spares to be used together. For example, some implementations may require that a DiskDrive is spared by another DiskDrive of the same size and/or type. This profile does not model DiskDrives. To implement this case, the implementer would model the StorageExtent associated to the DiskDrive, a StorageRedundancySet, and associate StorageExtents to that StorageRedundancySet that share the characteristics, whatever they may be, that permit these StorageExtents to be used as spares.

If an implementation supports such rules then a `StorageRedundancySet` shall be created per rule. When `StorageVolumes` or `LogicalDisk` are created or modified, the implementation can select the `StorageRedundancySet` to associate to the created or modified storage element using on the `PackageRedundancy Goal`. An implementation that supports *global* spares that supported both the Clause 5:, "Block Services Package" and this subprofile, would match this Goal with `StorageRedundancySet` that had at least that number of spares.

A `StoragePool`, `StorageVolume`, or `LogicalDisk` may be have one or more `StorageExtents` that provide redundancy of its data. Storage elements for which this is the case shall participate in a `ConcreteDependency` association with the `StorageExtents` that form its redundancy. These `StorageExtents` shall participate `MemberOfCollection` associations to a `RedundancySet`. In turn, the reference `RedundancySet` shall indicate the status of the redundancy. The `StorageExtents` that be used to replace a `StorageExtent` whose realization has failed shall be associated to this `StorageRedundancySet` via an `IsSpare` association. Once the substitution of the failed `StorageExtent` for the spare `StorageExtent` started, the failed `StorageExtent` shall be associated to the spare `StorageExtent` via the `Spared` association. This shall be the case until the process of substitution has completed. After which, the failed `StorageExtent` shall participate in a `MemberOfCollection` with a `FailoverStorageExtentsCollection` but not participate in a `MemberOfCollection` association with a `StorageRedundancySet` nor in a `ConcreteDependency` association with any storage element. The failed `StorageExtents` are removed from the FEC when the failed component on which they are based in removed from the system through a means not defined in this profile, i.e., the drive FRU pulled from the array.

The `FailoverExtentsCollection` class is used to collect the spares that have failed. These are the components that need to be diagnosed, repaired, and, possibly, replaced or assigned to the primordial `StoragePool`.

The `StorageConfigurationCapabilities` class is used to report the capabilities of the implementation. Not all sparing functionality is required. This class is used to report what methods are implemented. The properties and methods of the class are specified later in this profile. Table 318 below lists the action names for the sparing methods. If a sparing method is supported synchronously, then the action name for the method shall be present in `SupportedSynchronousActions` array. If a sparing method is supported asynchronously, then the action name for the method shall be present in `SupportedAsynchronousActions` array.

Table 318 - Supported Methods to Method Mapping

Action	Method
Assign Spares	<code>SpareConfigurationService.AssignSpares</code>
Unassign Spares	<code>SpareConfigurationService.UnassignSpares</code>
Rebuild Storage Extent	<code>SpareConfigurationService.RebuildStorageExtent</code>
Check Parity Consistency	<code>SpareConfigurationService.CheckParityConsistency</code>
Repair Parity	<code>SpareConfigurationService.RepairParity</code>
Fail Over	<code>StorageRedundancySet.Failover</code>

12.1.3 Modeling Fail Over, Past and Present

This section illustrates the requirements for modeling spare fail over in three cases, before the failure, during the fail over, and after the fail over.

Figure 67: "Before Failure" shows a dedicated RedundancySet with a single spare.

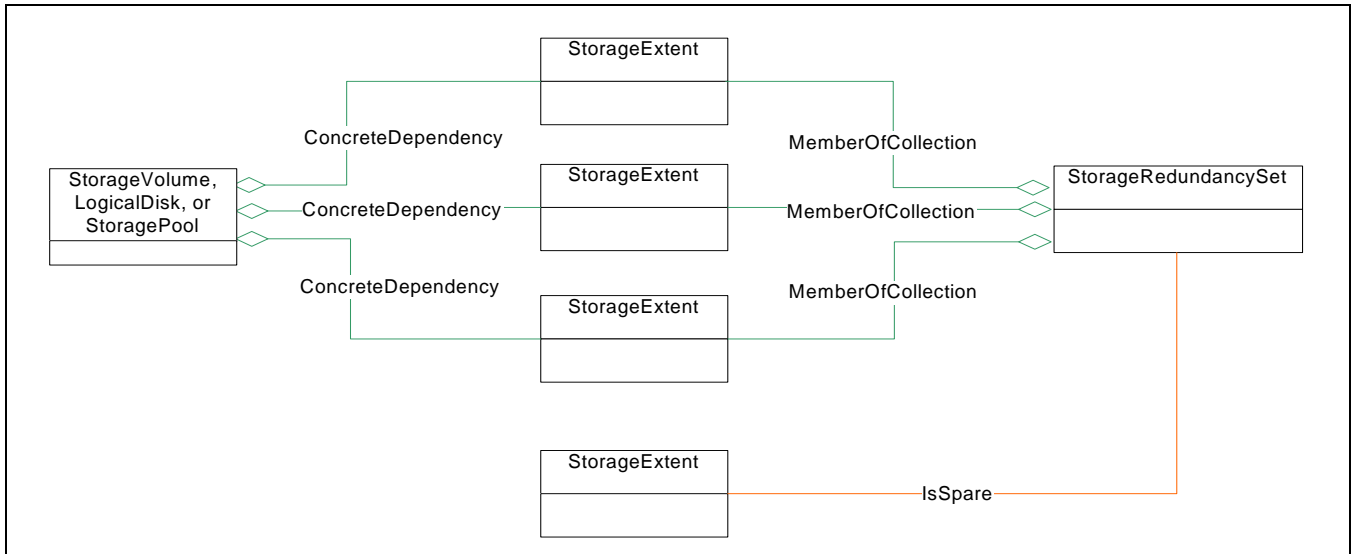


Figure 67 - Before Failure

Once the failure has occurred, a ConcreteJob is created to represent the fail over process, as shown in Figure 68: "During Failure".

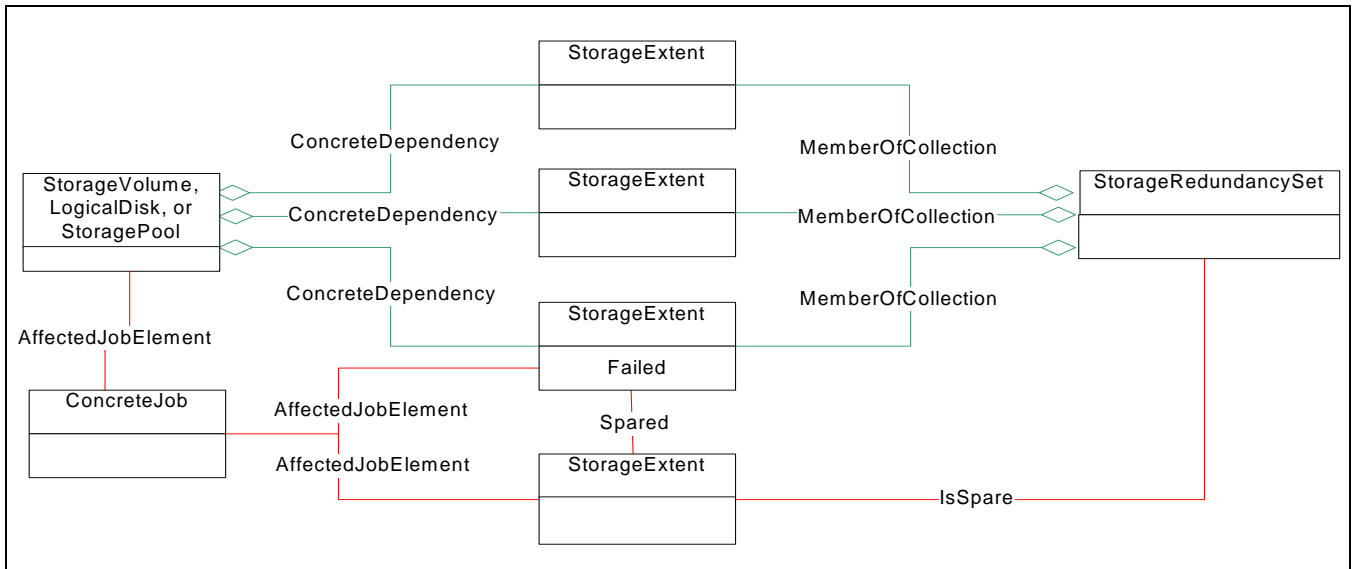


Figure 68 - During Failure

The AffectJobElement association shall associate the LogicalDisk or StorageVolume that is being failed over, the StorageExtent that has failed and is causing the fail over, and the spare StorageExtent. The associations shall remain for some period of time as per the rules in the *Storage Management Technical Specification, Part 3 Common Profiles, 1.6.1 Rev 6 26 "Job Control Subprofile"*. For these rules consider the two extents as Input values to the StorageRedundancySet.Failover() method.

This subprofile supports fail over initiated by the implementation or by the client. So that an observer can tell what this fail over ConcreteJob is doing, the implementation shall model the ConcreteJob as if another client initiated the fail over, even though the implementation did the initiation. In other words, the

ConcreteJob shall be associated to the StorageRedundancySet associated to the two Extents in question via the OwningJobElement association. The MethodResult instance, as defined in *Storage Management Technical Specification, Part 3 Common Profiles, 1.6.1 Rev 6 26 "Job Control Subprofile"*, shall contain the StorageRedundancySet.Failover() method name and parameters.

Once the fail over is complete, the failed Extent shall no longer have a ConcreteDependency association to StorageVolume or LogicalDisk that was once based on it. The spare StorageExtent shall now participate in a MemberOfCollection associated to the StorageRedundancySet instead of the IsSpare association. The failed over Volume or LogicalDisk shall now participate in a ConcreteDependency relationship with the spare Extent. The failed Extent may now participate in a MemberOfCollection association with the FailoverStorageExtentsCollection, illustrated in Figure 69: "After Failure".

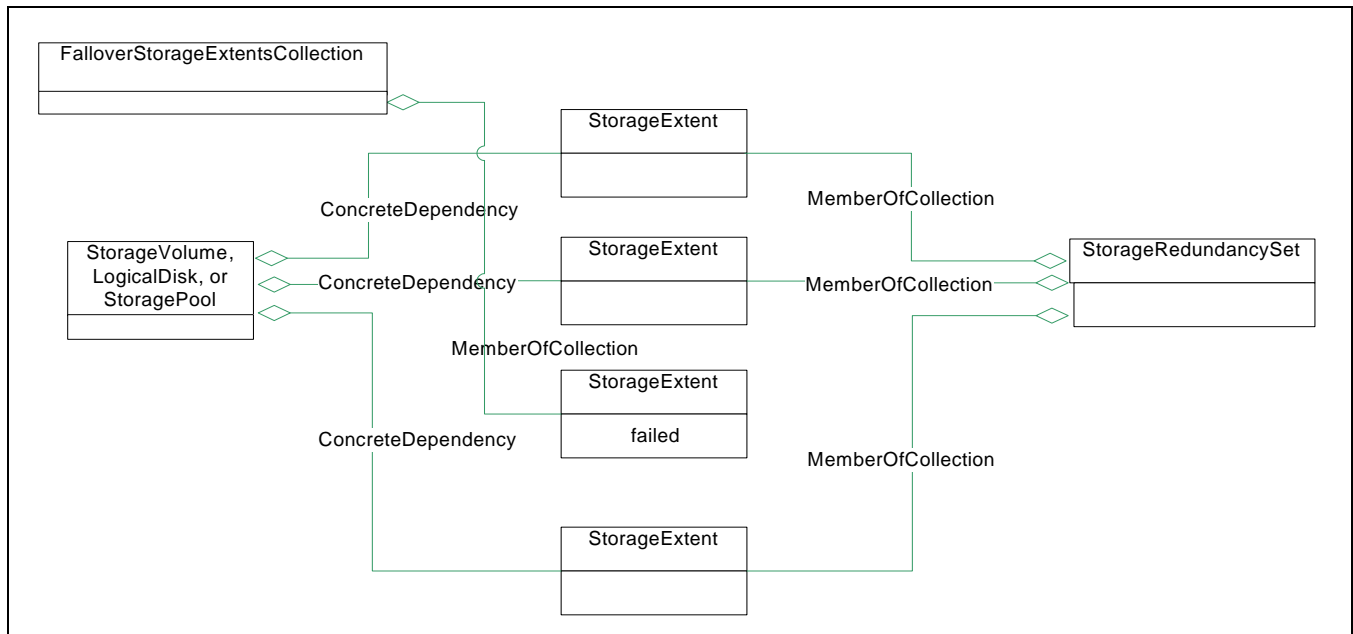


Figure 69 - After Failure

EXPERIMENTAL

12.1.4 Sparing Configuration and Control

All six methods defined or used in this subprofile, AssignSpares, UnassignSpares, RebuildStorageExtent, CheckParityConsistency, CheckStorageElement, and RepairParity can be initiated by the implementation or the client. If the method execution is not instantaneous, then information about what method invocation gave rise to the job follows the rules in *Storage Management Technical Specification, Part 3 Common Profiles, 1.6.1 Rev 6 26 "Job Control Subprofile"*. These methods can also be initiated by the implementation itself. The implementation shall represent the execution of the job, job name, and method parameters in said manner even it initiated the Job. If the implementation supports this functionality but does not allow the client to initiate the action, it shall still represent the execution of the functionality, as represented by a method execution, in said manner.

The purpose of these rules to allow an observer to tell that, for example, a RepairParity task is executing.

EXPERIMENTAL

12.2 Health and Fault Management Considerations

One of the primary reasons for this subprofile to allow a client to determine if the cause of performance degradation of a block server is caused by spare fail over, volume rebuild, or parity repair.

There are several failure cases possible with this subprofile:

- There may be failures of the several configuration and control methods of this subprofile for reasons other than the parameters provided by the client.

The StorageExtents used in the configuration and control methods may be invalid.

12.3 Cascading Conjunctions

Not defined in this standard.

12.4 Supported Subprofiles and Packages

Table 319 describes the supported profiles for Disk Sparing.

Table 319 - Supported Profiles for Disk Sparing

Profile Name	Organization	Version	Requirement	Description
Job Control	SNIA	1.5.0	Mandatory	

12.5 Methods of the Profile

EXPERIMENTAL

12.5.1 AssignSpares

```
uint32 AssignSpares(
    [Out] CIM_ConcreteJob REF Job
    [In] CIM_StoragePool REF InPool
    [In] CIM_StorageExtent REF InExtents[]
    [In] CIM_StorageRedundancySet REF RedundancySet)
```

This method is used to assign spares to a particular RedundancySet. If there is more than one StoragePool in this implementation, then the arguments to the method shall contain the references to StorageExtents and references to the primordial StoragePools of which they are components. This method shall not permit the assignment of spare from more than one StoragePool.

This method may return the follow error codes. Many of the return codes are used widely and documented in CIM. The following documents the return codes that are unique to this method. This method shall not return vendor specific return codes.

```
ValueMap { "0", "1", "2", "3", "4", "5", "6", "..", "4096",
    "4097", "4098", "4099", "4100..32767", "32768..65535" },
Values { "Job Completed with No Error", "Not Supported",
    "Unknown", "Timeout", "Failed", "Invalid Parameter",
    "In Use", "DMTF Reserved",
    "Method Parameters Checked - Job Started",
    "Multiple StoragePools",
    "Spares Are Not Compatible",
```

```
"StorageExtent is in use",
"Method Reserved", "Vendor Specific" }
```

- 4097, "Multiple StoragePools", means the client passed Extents that are components of more than one Primordial StoragePool.
- 4098, "Spares Are Not Compatible", means the client pass Extents than may not be used together. There is no mechanism at this time to tell a client, through the model, what spares can be used together.
- 4099, "StorageExtent is in use", means that one or more of the Extents passes are already in use as a spare or as part of a StorageVolume or LogicalDisk.

12.5.2 UnassignSpares

```
uint32 UnassignSpares(
    [Out] CIM_ConcreteJob REF Job
    [In] CIM_StoragePool REF InPool
    [In] CIM_StorageExtent REF InExtents[])
```

This method is used to remove a spare from a StorageRedundancy and also unassign that Extent as a spare. The unassigned spare may end up as a member of the FailoverStorageExtentsCollection. The rules for the parameters and the same descriptions of assign spares are true for the parameters and return codes shared between the two method definitions. This method shall not return vendor specific return codes.

12.5.3 GetAvailableSpareExtents

```
uint32 GetAvailableExtents(
    [In] CIM_StoragePool REF InPool<
    [In] CIM_StorageRedundancySet REF RedundancySet,
    [Out] CIM_StorageExtent REF AvailableExtents[])
```

This method returns references of available StorageExtents that may be as spares for the given StorageRedundancySet and StoragePool. The referenced StorageRedundancySet shall provide redundancy for the referenced StoragePool.

The method may return error codes. Many of the return codes are used widely and documented in CIM. There are no return codes that are unique to this method. This method shall not return vendor specific return codes.

12.5.4 FailOver

```
uint32 Failover(
    [In] CIM_ManagedElement REF FailoverFrom
    [In] CIM_ManagedElement REF FailoverTo)
```

This method is used to force a failover between StorageExtents. The FailoverFrom reference shall be a reference to a StorageExtent that participates in a MemberOfCollection association with the StorageRedundancySet instance on which this method is called. The FailoverTo reference shall be a reference to a StorageExtent that participates in a IsSpare association with the StorageRedundancySet instance on which this method is called.

This method may return the follow error codes. Many of the return codes are used widely and documented in CIM. The following documents that return code semantics that are unique to this method.

```
ValueMap { "0", "1", "2", "3", "4", "..", "32768..65535" },
Values { "Completed with No Error", "Not Supported",
"Unknown/Unspecified Error", "Busy/In Use",
"Parameter Error", "DMTF Reserved", "Vendor Reserved" }]
```

- 3, "Unknown/Unspecified Error", means that the implementation failed to failover for some unspecified reason.
- 4, "Busy/In use", means that the failover between the reference StorageExtents is already in progress.

12.5.5 RebuildStorageExtent

```
uint32 RebuildStorageExtent(
    [Out] CIM_ConcreteJob REF Job
    [In] CIM_StorageExtent REF Target)
```

This method is used to rebuild the data distribution on the passed Extent with the other member Extents associated to a single StorageRedundancySet. If the Job execution fails, then use ConcreteJob.GetError() to get the CIM_Error that states what the error was. In this case, the Target Extent shall report the appropriate, non "OK", OperationalStatus.

The method may return the following error codes. Many of the return codes are used widely and documented in CIM. The following documents the return codes that are unique to this method. This method shall not return vendor specific return codes.

```
ValueMap { "0", "1", "2", "3", "4", "5", "6", "..", "4096",
           "4097", "4098", "4099..32767", "32768..65535" },
Values { "Job Completed with No Error", "Not Supported",
        "Unknown", "Timeout", "Failed", "Invalid Parameter",
        "In Use", "DMTF Reserved",
        "Method Parameters Checked - Job Started",
        "Target is Not a Member of a StorageRedundancySet",
        "Rebuild already in Progress",
        "Method Reserved", "Vendor Specific" }
```

- 4097 "Target is Not a Member of a StorageRedundancySet", means that the Extent passed is not a member of StorageRedundancySet
- 4098 "Rebuild already in Progress", means that a rebuild of the data and/or parity on the passed Extent or one or more of the other member Extents of the same StorageRedundancySet is already in progress.

12.5.6 CheckParityConsistency

```
uint32 CheckParityConsistency(
    [Out] CIM_ConcreteJob REF Job
    [In] CIM_StorageExtent REF Target)
```

This method is used to check of the parity distribution on the passed Extent with the other member Extents associated to a single StorageRedundancySet. If the Job execution fails, then use ConcreteJob.GetError() to get the Error that states what the error was. In this case, the Target Extent shall report the appropriate, non "OK", OperationalStatus. If method execution determines that the parity is inconsistent, the ConcreteJob shall report successful completion and one of Operational Statuses of the passed Extent shall be 6 "Error".

The method may return the following error codes. Many of the return codes are used widely and documented in CIM. The following documents the return codes that are unique to this method. This method shall not return vendor-specific return codes.

```
ValueMap { "0", "1", "2", "3", "4", "5", "6", "..", "4096",
           "4097", "4098", "4099..32767", "32768..65535" },
Values { "Job Completed with No Error", "Not Supported",
        "Unknown", "Timeout", "Failed", "Invalid Parameter",
        "In Use", "DMTF Reserved",
```



```

"Method Parameters Checked - Job Started",
"Consistency Check Already in Progress",
    "No Parity to Check",
"Method Reserved", "Vendor Specific" }

```

- 4097 "Consistency Check Already in Progress", means that a check and rebuild of the data parity on the passed Extent or one or more of the other member Extents of the same StorageRedundancySet is already in progress.
- 4098 "No Parity to Check", means that the member Extents of the StorageRedundancySet are not built with parity distribution. Recheck the Virtualization modeled.

12.5.7 RepairParity

```

uint32 RepairParity(
    [In] CIM_ConcreteJob REF Job,
    [Out] CIM_StorageExtent REF Target)

```

This method is used to rebuild of the parity distribution on the passed Extent with the other member Extents associated to a single StorageRedundancySet. The intent is that this method would be run after finding out that the CheckParityConsistency() reported that the Extent pair is inconsistent. If the Job execution fails, then use ConcreteJob.GetError() to get the Error that states what the error was. In this case, the Target Extents shall report the appropriate, non "OK", OperationalStatus and HealthState.

The method may return error codes. Many of the return codes are used widely and documented in CIM. There are no return codes that are unique to this method. This method shall not return vendor specific return codes.

12.5.8 CheckStorageElement

```

uint32 CheckStorageElement(
    [In
        Values {"Default", "Parity", "Bad Block",
        "Replication"}
        ValueMap{"1","2","3","4"}]
    uint16 CheckType,
    [In
        Values {"Run One Time", "Continuous"}
        ValueMap{"1","2"}]
    uint16 CheckMode,
    [In] CIM_LogicalElement REF TargetElement,
    [Out] CIM_ConcreteJob REF Job)

```

This method requests that the reference target element be checked with a given check type and with a given check mode. If a check mode of 1 "Run One Time" is requested, then the element check shall run once. If a check mode of 2 "Continuous", then the element shall be checked and checked again until the ConcreteJob instance, referenced by the Job parameter, is terminated.

The method may return the following error codes. Many of the return codes are used widely and documented in CIM. The following documents the return codes that are unique to this method. This method shall not return vendor specific return codes.

```

ValueMap { "0", "1", "2", "3", "4", "5", "6", "..", "4096",
    "4097", "4098", "4099..32767", "32768..65535" },
Values { "Job Completed with No Error", "Not Supported",
    "Unknown", "Timeout", "Failed", "Invalid Parameter",
    "In Use", "DMTF Reserved",
    "Method Parameters Checked - Job Started",
    "Storage Element Check Already in Progress",

```

```
"Method Reserved", "Vendor Specific" }
```

- 4097 "Storage Element Check Already in Progress", means that a check on the passed Extent or one or more of the other member Extents of the same StorageRedundancySet is already in progress.

EXPERIMENTAL

12.6 Client Considerations and Recipes

The sparing implementation may cause the sparing configuration changes (i.e., jobs start and run) on its own in response to other clients.

The number of StorageRedundancySets may change over time because the physical components, realizing the spare StorageExtent, like disk drives are added or remove from the block server. Additionally, purely logical realizations of the spare StorageExtent may change as well. The StorageRedundancySets themselves once empty may remain in the model, but be empty, or may be removed from the model entirely for this or other reasons.

The sparing implementation shall report the correct RedundancyStatus, either 'Unknown' 0, 'Redundant' 1, or 'Redundancy Lost' 2. See property description (12.6.1) for details.

12.6.1 Determine if spare model is constructed correctly

```
// DESCRIPTION
// The goal of this recipe is to verify that the Sparing model
// is correctly instantiated.
// This type of instance traversal would be used by a client
// to determine if a particular storage element has spare
// coverage.
//
// PRE-EXISTING CONDITIONS AND ASSUMPTION
// 1.A reference to a storage element, either a StorageVolume,
// a LogicalDisk, or a StoragePool, is previously defined in the
// $StorageElement-> variable

$SparedExtents->[] =
    AssociatorNames($StorageElement->,
        "CIM_ConcreteDependency",
        "CIM_StorageExtent",
        "Dependent", "Antecedent")
for i in SparedExtents->[] {
    #RedundancySets->[] =
        AssociatorNames($SparedExtents->[#i],
            "CIM_MemberOfCollection",
            "CIM_StorageRedundancySet",
            "Member", "Collection")
    // We should find at least one RS per spared SE
    if(1 > #RedundancySets.length) {
        <ERROR! There should be at least one RedundancySet per spared
            StorageExtent>
    }
    for j in RedundancySets->[] {
```

Disk Sparing Subprofile

```
#SpareSEs->[] =
    AssociatorNames($RedundancySets->[#j],
        "CIM_IsSpare",
        "CIM_StorageExtent",
        "Dependent", "Antecedent") // SRE has the Dependent role
if (0 < #SpareSEs->[]) {
    <EXIT: Successfully found at least one spare StorageExtent
}
else {
    <ERROR! The SRE associated to the subject StorageElement
        must have at least one Spare>
}
}
}
}

<ERROR! At least one Spared Extent MUST have been found.
    If one or more was found, an successful exit would have occurred
    before this point in the code.>
```

12.7 Registered Name and Version

Disk Sparing version 1.5.0 (Component Profile)

12.8 CIM Elements

Table 320 describes the CIM elements for Disk Sparing.

Table 320 - CIM Elements for Disk Sparing

Element Name	Requirement	Description
12.8.1 CIM_AssociatedComponentExtent (Spare to Storage Pool)	Conditional	Conditional requirement: Implementation of the Extent Composition profile.
12.8.2 CIM_ConcreteDependency (Extent to LogicalDisk)	Conditional	Conditional requirement: Referenced from Volume Management - LogicalDisk is mandatory. Represents the group of StorageExtents that form the redundancy of a LogicalDisk.
12.8.3 CIM_ConcreteDependency (Extent to Pool)	Mandatory	Represents the group of StorageExtents that form the redundancy of a StoragePool.
12.8.4 CIM_ConcreteDependency (Extent to StorageVolume)	Conditional	Conditional requirement: Referenced from Array - StorageVolume is mandatory or Referenced from Storage Virtualizer - StorageVolume is mandatory. Represents the group of StorageExtents that form the redundancy of a StorageVolume.
12.8.5 CIM_ElementCapabilities	Optional	Associates SpareConfigurationCapabilities with the Block Server's ComputerSystem instance.
12.8.6 CIM_HostedCollection (ComputerSystem to FailoverStorageExtentsCollection)	Optional	Associates FailoverStorageExtentsCollection with the Block Server's ComputerSystem instance.
12.8.7 CIM_HostedCollection (ComputerSystem to RedundancySet)	Mandatory	Associates StorageRedundancySet with the Block Server's ComputerSystem instance.

Table 320 - CIM Elements for Disk Sparing

Element Name	Requirement	Description
12.8.8 CIM_HostedService (ComputerSystem to SpareConfigurationService)	Optional	Associates SpareConfigurationService with the Block Server's ComputerSystem instance.
12.8.9 CIM_IsSpare	Mandatory	Represents the spare that may be used as a spare for any StorageExtents that is not a spare.
12.8.10 CIM_LogicalDisk	Conditional	Conditional requirement: Referenced from Volume Management - LogicalDisk is mandatory.
12.8.11 CIM_MemberOfCollection	Mandatory	Represents the relationship between the StorageExtents that form the redundancy of a StoragePool, StorageVolume, or LogicalDisk.
12.8.12 CIM_Spared	Mandatory	Represents the relationship between the spare and the StorageExtent that has failed and is being spared.
12.8.13 CIM_StorageExtent (Spare)	Mandatory	Represents the redundant or spare capacity.
12.8.14 CIM_StoragePool	Mandatory	Elements to Primordial and Concrete Pools.
12.8.15 CIM_StorageRedundancySet	Mandatory	Represents the group of spare StorageExtents and StorageExtents that these spares will substitute for case of failure.
12.8.16 CIM_StorageVolume	Conditional	Conditional requirement: Referenced from Array - StorageVolume is mandatory or Referenced from Storage Virtualizer - StorageVolume is mandatory. Commonly known as a LUN but without the semantics of mapping to a host (which is covered by Masking and Mapping).
12.8.17 SNIA_FailoverStorageExtentsCollection	Optional	The collection of StorageExtents that have failed.
12.8.18 SNIA_SpareConfigurationCapabilities	Optional	Instances of this class define the behavior supported by this sparing implementation.
12.8.19 SNIA_SpareConfigurationService	Optional	This service manages sparing and validates the data and the parity for the StorageExtent Not instantiating the service means that the service methods are supported.

12.8.1 CIM_AssociatedComponentExtent (Spare to Storage Pool)

The referenced spare StorageExtent represents capacity has not been allocated, is allocated in part, or is allocated in its entirety.

Requirement: Implementation of the Extent Composition profile.

Table 321 describes class CIM_AssociatedComponentExtent (Spare to Storage Pool).

Table 321 - SMI Referenced Properties/Methods for CIM_AssociatedComponentExtent (Spare to Storage Pool)

Properties	Flags	Requirement	Description & Notes
GroupComponent		Mandatory	The StoragePool.
PartComponent		Mandatory	The spare storage extent that is a component of the storage pool.

12.8.2 CIM_ConcreteDependency (Extent to LogicalDisk)

Created By: Static

Modified By: Static

Deleted By: Static

Requirement: Referenced from Volume Management - LogicalDisk is mandatory.

Table 322 describes class CIM_ConcreteDependency (Extent to LogicalDisk).

Table 322 - SMI Referenced Properties/Methods for CIM_ConcreteDependency (Extent to LogicalDisk)

Properties	Flags	Requirement	Description & Notes
Antecedent		Mandatory	An underlying Storage Extent.
Dependent		Mandatory	A Logical Disk.

12.8.3 CIM_ConcreteDependency (Extent to Pool)

Created By: Static

Modified By: Static

Deleted By: Static

Requirement: Mandatory

Table 323 describes class CIM_ConcreteDependency (Extent to Pool).

Table 323 - SMI Referenced Properties/Methods for CIM_ConcreteDependency (Extent to Pool)

Properties	Flags	Requirement	Description & Notes
Antecedent		Mandatory	
Dependent		Mandatory	

12.8.4 CIM_ConcreteDependency (Extent to StorageVolume)

Created By: Static

Modified By: Static

Deleted By: Static

Requirement: Referenced from Array - StorageVolume is mandatory or Referenced from Storage Virtualizer - StorageVolume is mandatory.

Table 324 describes class CIM_ConcreteDependency (Extent to StorageVolume).

Table 324 - SMI Referenced Properties/Methods for CIM_ConcreteDependency (Extent to StorageVolume)

Properties	Flags	Requirement	Description & Notes
Antecedent		Mandatory	An underlying primordial Extent.
Dependent		Mandatory	A StorageVolume.

12.8.5 CIM_ElementCapabilities

Created By: Static

Modified By: Static
 Deleted By: Static
 Requirement: Optional

Table 325 describes class CIM_ElementCapabilities.

Table 325 - SMI Referenced Properties/Methods for CIM_ElementCapabilities

Properties	Flags	Requirement	Description & Notes
ManagedElement		Mandatory	The hosting System.
Capabilities		Mandatory	The support spare configuration capabilities.

12.8.6 CIM_HostedCollection (ComputerSystem to FailoverStorageExtentsCollection)

Created By: Static
 Modified By: Static
 Deleted By: Static
 Requirement: Optional

Table 326 describes class CIM_HostedCollection (ComputerSystem to FailoverStorageExtentsCollection).

Table 326 - SMI Referenced Properties/Methods for CIM_HostedCollection (ComputerSystem to FailoverStorageExtentsCollection)

Properties	Flags	Requirement	Description & Notes
Antecedent		Mandatory	The hosting System.
Dependent		Mandatory	Indicates which FailoverStorageExtentsCollection are part of Disk Sparing implementation.

12.8.7 CIM_HostedCollection (ComputerSystem to RedundancySet)

Created By: Static
 Modified By: Static
 Deleted By: Static
 Requirement: Mandatory

Table 327 describes class CIM_HostedCollection (ComputerSystem to RedundancySet).

Table 327 - SMI Referenced Properties/Methods for CIM_HostedCollection (ComputerSystem to RedundancySet)

Properties	Flags	Requirement	Description & Notes
Antecedent		Mandatory	The hosting System.
Dependent		Mandatory	Indicate which StorageRedundancySets are part of Disk Sparing implementation.

12.8.8 CIM_HostedService (ComputerSystem to SpareConfigurationService)

Created By: Static
 Modified By: Static
 Deleted By: Static
 Requirement: Optional

Table 328 describes class CIM_HostedService (ComputerSystem to SpareConfigurationService).

Table 328 - SMI Referenced Properties/Methods for CIM_HostedService (ComputerSystem to SpareConfigurationService)

Properties	Flags	Requirement	Description & Notes
Antecedent		Mandatory	The hosting System.
Dependent		Mandatory	The support spare configuration service.

12.8.9 CIM_IsSpare

Created By: Static
 Modified By: Static
 Deleted By: Static
 Requirement: Mandatory

Table 329 describes class CIM_IsSpare.

Table 329 - SMI Referenced Properties/Methods for CIM_IsSpare

Properties	Flags	Requirement	Description & Notes
SpareStatus		Mandatory	
FailoverSupported		Mandatory	
Antecedent		Mandatory	A Spare Storage Extent.
Dependent		Mandatory	

12.8.10 CIM_LogicalDisk

Created By: Static
 Modified By: Static
 Deleted By: Static
 Requirement: Referenced from Volume Management - LogicalDisk is mandatory.

Table 330 describes class CIM_LogicalDisk.

Table 330 - SMI Referenced Properties/Methods for CIM_LogicalDisk

Properties	Flags	Requirement	Description & Notes
SystemCreationClassName		Mandatory	
SystemName		Mandatory	
CreationClassName		Mandatory	
DeviceID		Mandatory	Opaque identifier.
ElementName		Optional	User friendly name.
Name		Mandatory	OS Device Name.
NameFormat		Mandatory	Format for name.
ExtentStatus		Mandatory	
OperationalStatus		Mandatory	
BlockSize		Mandatory	
NumberOfBlocks		Mandatory	The number of blocks that make of this LogicalDisk.
IsBasedOnUnderlyingRedundancy		Mandatory	
NoSinglePointOfFailure		Mandatory	
DataRedundancy		Mandatory	
PackageRedundancy		Mandatory	
DeltaReservation		Mandatory	
Primordial		Mandatory	Shall be false.

12.8.11 CIM_MemberOfCollection

Created By: Static
 Modified By: Static
 Deleted By: Static
 Requirement: Mandatory

Table 331 describes class CIM_MemberOfCollection.

Table 331 - SMI Referenced Properties/Methods for CIM_MemberOfCollection

Properties	Flags	Requirement	Description & Notes
Member		Mandatory	
Collection		Mandatory	

12.8.12 CIM_Spared

Created By: Static
 Modified By: Static
 Deleted By: Static
 Requirement: Mandatory

Table 332 describes class CIM_Spared.

Table 332 - SMI Referenced Properties/Methods for CIM_Spared

Properties	Flags	Requirement	Description & Notes
Antecedent		Mandatory	A reference to the StorageExtent that as replaced another StorageExtent.
Dependent		Mandatory	The StorageExtent that has failed and is being replaced.

12.8.13 CIM_StorageExtent (Spare)

Created By: Static
 Modified By: Static
 Deleted By: Static
 Requirement: Mandatory

Table 333 describes class CIM_StorageExtent (Spare).

Table 333 - SMI Referenced Properties/Methods for CIM_StorageExtent (Spare)

Properties	Flags	Requirement	Description & Notes
SystemCreationClassName		Mandatory	
SystemName		Mandatory	
CreationClassName		Mandatory	
DeviceID		Mandatory	
HealthState		Mandatory	Reports the state of the StorageExtents underlying component.
OperationalStatus		Mandatory	Reports the operational status of the StorageExtent.
Primordial		Mandatory	A boolean that identifies whether the spare is primordial or concrete.

12.8.14 CIM_StoragePool

Requirement: Mandatory

Table 334 describes class CIM_StoragePool.

Table 334 - SMI Referenced Properties/Methods for CIM_StoragePool

Properties	Flags	Requirement	Description & Notes
InstanceID		Mandatory	

Table 334 - SMI Referenced Properties/Methods for CIM_StoragePool

Properties	Flags	Requirement	Description & Notes
ElementName		Mandatory	
PoolID		Mandatory	A unique name in the context of this system that identifies this Pool.

12.8.15 CIM_StorageRedundancySet

Created By: Static

Modified By: Static

Deleted By: Static

Requirement: Mandatory

Table 335 describes class CIM_StorageRedundancySet.

Table 335 - SMI Referenced Properties/Methods for CIM_StorageRedundancySet

Properties	Flags	Requirement	Description & Notes
InstanceID		Mandatory	
RedundancyStatus		Mandatory	The redundancy status shall be either 'Unknown' 0, 'Redundant' 2, or 'Redundancy Lost' 3. The implementation should report 2 or 3 most of the time, although it may report 0 sometimes. It should report 2 when there is at least one spare per the StorageRedundancySet. It should report 3 when there are no more spares (via IsSpare association) per the StorageRedundancySet.
TypeOfSet		Mandatory	'Limited Sparing', 5, is the type of sparing supported in the subprofile.
MinNumberNeeded		Mandatory	
MaxNumberSupported		Mandatory	
Failover()		Optional	For block servers that do not do automatically fail over failed components, this method is used to cause the fail over to occur. More commonly, block server implementations automatically maintain the availability of their capacity. In this case, the method would only be used to cause fail back to occur, if that also does not occur automatically.

12.8.16 CIM_StorageVolume

Created By: Static

Modified By: Static

Deleted By: Static

Requirement: Referenced from Array - StorageVolume is mandatory or Referenced from Storage Virtualizer - StorageVolume is mandatory.

Table 336 describes class CIM_StorageVolume.

Table 336 - SMI Referenced Properties/Methods for CIM_StorageVolume

Properties	Flags	Requirement	Description & Notes
SystemCreationClassName		Mandatory	
SystemName		Mandatory	
CreationClassName		Mandatory	
DeviceID		Mandatory	Opaque identifier.
ElementName		Optional	User friendly name.
Name		Mandatory	VPD 83 identifier for this volume (ideally a LUN WWN).
NameFormat		Mandatory	Format for name.
ExtentStatus		Mandatory	
OperationalStatus		Mandatory	
Primordial		Mandatory	Shall be false.

12.8.17SNIA_FailoverStorageExtentsCollection

Created By: Static

Modified By: Static

Deleted By: Static

Requirement: Optional

Table 337 describes class SNIA_FailoverStorageExtentsCollection.

Table 337 - SMI Referenced Properties/Methods for SNIA_FailoverStorageExtentsCollection

Properties	Flags	Requirement	Description & Notes
InstanceID		Mandatory	
ElementName		Mandatory	User friendly name.

12.8.18SNIA_SpareConfigurationCapabilities

Created By: Static

Modified By: Static

Deleted By: Static

Requirement: Optional

Table 338 describes class SNIA_SpareConfigurationCapabilities.

Table 338 - SMI Referenced Properties/Methods for SNIA_SpareConfigurationCapabilities

Properties	Flags	Requirement	Description & Notes
InstanceID		Mandatory	
ElementName		Mandatory	User friendly name.
SupportedAsynchronousActions	N	Mandatory	Enumeration indicating what operations will be executed as asynchronous jobs. If an operation is included in both this and SupportedSynchronousActions then the underlying implementation is indicating that it may or may not create.
SupportedSynchronousActions	N	Mandatory	Enumeration indicating what operations will be executed without the creation of a job. If an operation is included in both this and SupportedAsynchronousActions then the underlying instrumentation is indicating that it may or may not create a job.
SystemConfiguredSpares		Mandatory	Set to true if this storage system automatically configures spares. If set to false, the client shall use the extrinsic methods AssignSpares and UnassignSpares.
AutomaticFailOver		Mandatory	Set to true if this storage system automatically fails over. If set to false, the client shall use the FailOver extrinsic method, although that method may not be supported.
MaximumSpareStorageExtents		Mandatory	States the maximum number of StorageExtents that can be configured as spares for the entire block server. A 0 means that all primordial StorageExtents can be configured as spares.

12.8.19SNIA_SpareConfigurationService

Created By: Static

Modified By: Static

Deleted By: Static

Requirement: Optional

Table 339 describes class SNIA_SpareConfigurationService.

Table 339 - SMI Referenced Properties/Methods for SNIA_SpareConfigurationService

Properties	Flags	Requirement	Description & Notes
SystemCreationClassName		Mandatory	
SystemName		Mandatory	
CreationClassName		Mandatory	
Name		Mandatory	Opaque identifier.
AssignSpares()		Mandatory	
UnassignSpares()		Mandatory	
GetAvailableSpareExtents()		Mandatory	
RebuildStorageExtent()		Optional	

Table 339 - SMI Referenced Properties/Methods for SNIA_SpareConfigurationService

Properties	Flags	Requirement	Description & Notes
CheckParityConsistency()		Optional	
RepairParity()		Optional	
CheckStorageElement()		Optional	

IMPLEMENTED

Disk Sparing Subprofile

EXPERIMENTAL

13 Erasure Profile

13.1 Description

The Erasure Profile describes how data on a storage element (StorageVolume, LogicalDisk, or primordial StorageExtent) may be erased. As data is replicated, migrated and archived throughout its lifecycle, there is a need to ensure that residual and superseded copies or versions of the data that remain on storage media are destroyed in line with business policies for privacy, confidentiality and security.

Erasure will be required whenever it is deemed that the data on a storage element is sufficiently sensitive or of competitive value that the media cannot be reused, redeployed or made redundant without ensuring that the data is destroyed.

As part of the data lifecycle, data will potentially be replicated and migrated several times throughout their life before final destruction, as a result of media and technology change or management policies.

Common situations would include:

- Migration to secondary or tertiary archive storage followed by deletion of the source data
- Movement of data from a failing device to a spare.
- Migration and cut-over to new target media, retaining the source media for a "fall back" for some period then reuse (or resale) of the source media.

13.1.1 Existing Erasure standards

There are numerous erasure standards in the industry. These techniques generally involve writing a bit pattern to the storage media and in most cases require multiple passes of overwriting of these bit patterns. The following is an incomplete list of erasure techniques to illustrate the variety that exists today.

- HMG Infosec Standard 5, The Baseline Standard.
- HMG Infosec Standard 5, The Enhanced Standard.
- Peter Gutmann's algorithm.
- U.S.Department of Defense Sanitizing (DOD 5220.22-M)
- Bruce Schneier's algorithm.
- Navy Staff Office Publication (NAVSO P-5239-26) for RLL.
- The National Computer Security Center (NCSC-TG-025).
- Air Force System Security Instruction 5020.
- US Army AR380-19.
- German Standard VSIT
- OPNAVINST 5239.1A.

Because there is such a wide variety of techniques, this subprofile does not dictate which technique shall be used. The instrumentation shall tell the client which methods are supported. Since erasure of data on a volume may be a lengthy process and will most likely be a background task, the volume may provide the status of the erasure and may provide notification via an Indication of the erasure completion.

To support this profile, instrumentation shall provide a list of supported erasure methods in the `ErasureCapabilities.SupportedErasureMethods` property. If the instrumentation supports erasing a volume upon return to a storage pool, then the `ErasureCapabilities.CanEraseOnReturnToStoragePool` property shall be set to true. If the instrumentation does not support this capability, then the value shall be false (the default value). The `ErasureCapabilities` shall be associated to the `ErasureService` via the `ElementCapabilities` association.

If `CanEraseOnReturnToStoragePool` is true, then the `ErasureCapabilities.DefaultErasureMethod` shall be used to erase `StorageVolume` or `LogicalDisk` elements, unless the `ErasureSetting.ErasureMethod` is non-NULL. The instrumentation may provide a default value for this property. A client may be able to change the `ErasureCapabilities.DefaultErasureMethod` and `ErasureSetting.ErasureMethod`.

The erasure of `StorageExtents` is restricted to primordial extents only and shall be accomplished by calling `ErasureService.Erase` explicitly. The `CanEraseOnReturnToStoragePool` shall only be used for `StorageVolumes` and `LogicalDisks`.

To erase the volume explicitly, the user shall call the `ErasureService.Erase` method, passing in the volume to erase and the erasure method to use. The erasure method shall be one of the erasure methods the instrumentation supports. A NULL may be passed in as the `ErasureMethod`, in which case, the instrumentation shall use the `DefaultErasureMethod` from the capabilities as the erasure method. To erase a volume implicitly, it is required that the `CanEraseOnReturnToStoragePool` shall be true and that the `ErasureSetting` associated to the volume has the `EraseOnReturnToPool` value set to true. If these conditions are met, then when the user calls the `ReturnToStoragePool` method, the volume shall be erased before being returned to the pool.

If a `ConcreteJob` has been started as a result of the erasure (either from calling `Erase` or `ReturnToStoragePool`), then the `ConcreteJob` shall have an `AffectedJobElement` association to the `StorageVolume` being erased.

Table 70 shows the new properties and method introduced by this subprofile. While a `StorageVolume` is shown, the same shall apply to `LogicalDisk`.

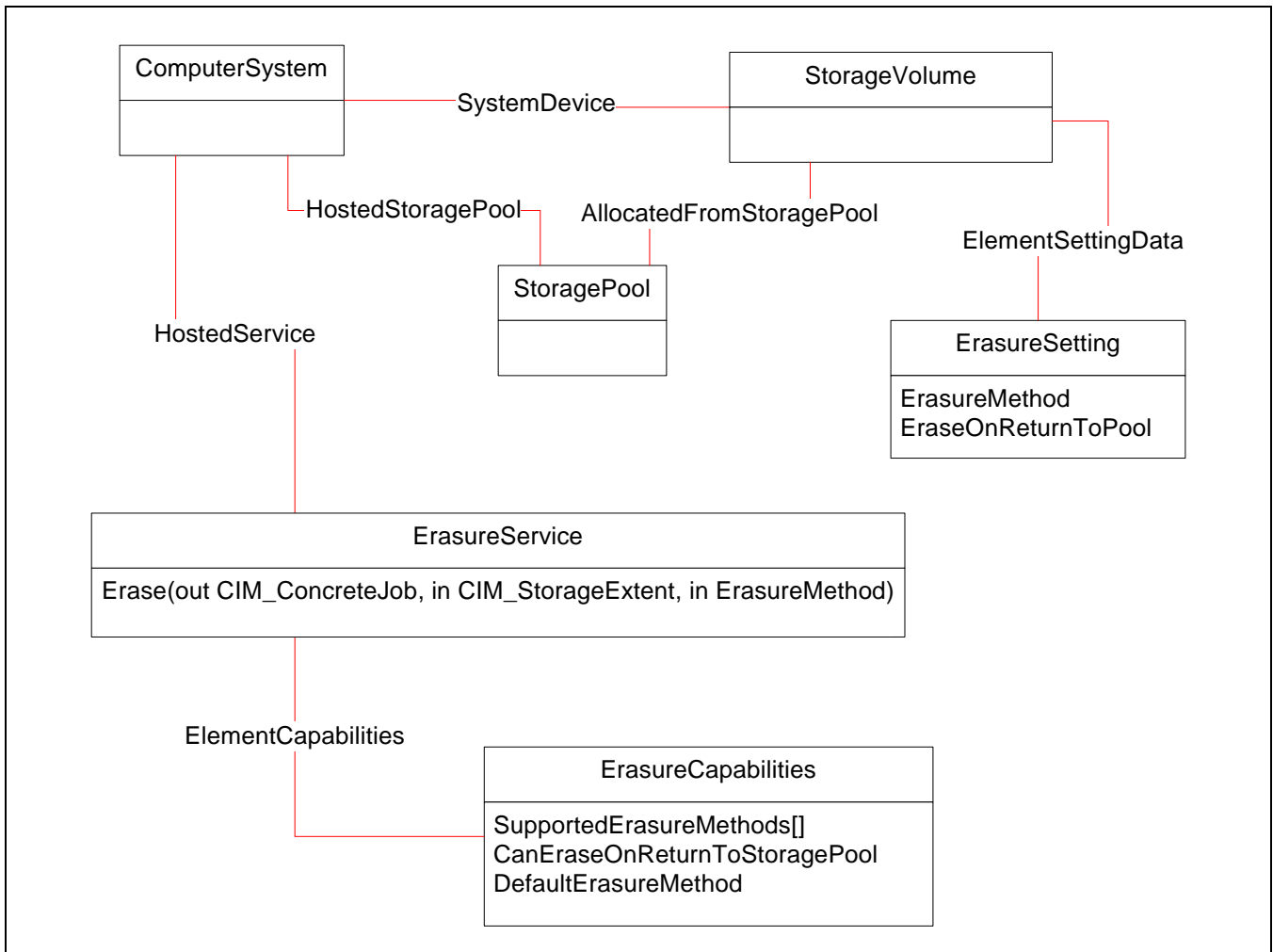


Figure 70 - Model Elements

13.2 Health and Fault Management Considerations

Not defined in this standard.

13.3 Cascading Considerations

Not applicable

13.4 Supported Profiles, Subprofiles, and Packages

Not defined in this standard.

13.5 Methods of the Profile

The Erase method in the ErasureService shall erase the contents of the volume using the specified erasure method. The erasure methods that the instrumentation supports shall be found in the ErasureCapabilities.SupportedErasureMethods property.

Table 340 - Erase Method

Method: Erase3			
Return Values:3			
Value3	Description3		
0: Job completed3	Job completed with no error3		
1: Not supported3	Method not supported3		
2: Unspecified Error3	3		
3: Timeout			
4: Failed	Refer to instance of CIM_Error		
5: Invalid parameter	Refer to instance of CIM_Error		
6: In Use			
7..4095	DMTF Reserved		
4096: Job started	REF returned to started ConcreteJob		
Errors:			
(status):registry:MessageID	ErrorName:MessageArguments		
Parameters:			
Qualifiers	Name	Type	Description/Values
OUT	Job	CIM_ConcreteJob REF	Returned if job started.
IN, REQ	Extent	CIM_StorageExtent REF	Extent (volume) to erase
IN, REQ	Type	uint16	Type of extent (StorageVolume, LogicalDisk, or primordial StorageExtent)
IN, REQ	ErasureMethod	uint32	Erasure method to use

13.6 Client Considerations and Recipes

These cases can be generalized into the explicit case of "Volume Erasure" and the implicit case of "Volume Deletion".

13.6.1 Recipe 1: Volume Erasure

This is the case where it is determined that the contents of a storage volume must be erased. This requires the client to call the ErasureService method Erase() to specify the StorageVolume and the ErasureMethod.

```
// DESCRIPTION:
//
// Erase a volume
//
// PRE-EXISTING CONDITIONS AND ASSUMPTIONS
//
// 1. The ErasureService has been found and the object path
```

Erase Profile

```
// value is stored in $EraseService->
// 2. The EraseCapabilities associated to the
// EraseService has been found and the instance stored
// in $ControllerCapabilities
// 3. The StorageVolume to use has been identified and the object path
// values are stored in $Volume->
// 4. The erase method to use has been determined and it's value
// stored in #EraseMethod

// Determine if there is a job created by method
// and wait for the job to complete
// Input:
// #ReturnCode : The return code of the method
// $ConcreteJob-> :The output parameter that may have a ConcreteJob REF.
// This method will return control if the recipe was not exited because of error
sub void WaitForJob(#ReturnCode, $ConcreteJob->) {
    if (4096 == #ReturnCode) {
        if ($ConcreteJob-> != null) {
            /*Wait until the completion of the job using $ConcreteJob-> as
            a filter Verify that the OperationalStatus contains 2 ("OK"),
            or 17 ("Completed") */
            $JobInstance = GetInstance($ConcreteJob->,
                false, false, false, null)
            if ($JobInstance.JobStatus != 7) { // 7 - Completed
                <ERROR! Job failed! >
            }
        } else {
            <ERROR! Missing Job reference>
        }
    }
}

// Step 1. Erase the volume

if ( (#EraseMethod != NULL) &&
    (contains(#EraseMethod,
        $ControllerCapabilities.SupportedEraseMethods[]) == false) ) {
    <ERROR! Invalid Erase method>
}

%InputArguments["Extent"]      = { $Volume-> }
%InputArguments["Type"]        = 1 // StorageVolume
%InputArguments["EraseMethod"] = #EraseMethod

#ReturnCode = InvokeMethod($EraseService->,
    "Erase",
```

Erase Profile

```
        %InputArguments,
        %OutputArguments)
// 0 is "Success" and 4096 is "Method Parameters Checked - Job Started"
if (#ReturnCode != 0 || #ReturnCode != 4096) {
    <ERROR! Method failure>
}

$Job-> = %OutputArguments["Job"]
if ($Job-> != null) {
    // Wait until job is finished
    &WaitForJob(#ReturnCode, $Job->)
}
```

13.6.2 Recipe 2: Volume Deletion

This case is where a volume is being returned to the storage pool, and it needs to be erased. The client needs to check the `CanEraseOnReturnToStoragePool` property to see if this is possible. If it is, then the client looks for an `EraseSetting` associated to the volume, creating one if necessary. The client sets the `EraseSetting.EraseMethod` and `EraseSetting.EraseOnReturnToStoragePool` for the setting associated to the volume, then calls `ReturnToStoragePool`.

```
// DESCRIPTION:
//
// Erase a volume as a byproduct of being deleted
//
// PRE-EXISTING CONDITIONS AND ASSUMPTIONS
//
// 1. The ErasureService has been found and the object path
//    value is stored in $ErasureService->
// 2. The ErasureCapabilities associated to the
//    ErasureService has been found and the instance stored
//    in $ControllerCapabilities
// 3. The StorageConfigurationService has been found and the object path
//    value is stored in $StorageConfigService->
// 4. The StorageVolume to use has been identified and the object path
//    values are stored in $Volume->
// 5. The erasure method to use has been determined and it's value
//    stored in #EraseMethod
//
// Determine if there is a job created by method
// and wait for the job to complete
// Input:
// #ReturnCode : The return code of the method
// $ConcreteJob-> :The output parameter that may have a ConcreteJob REF.
// This method will return control if the recipe was not exited because of error
sub void WaitForJob(#ReturnCode, $ConcreteJob->) {
    if (4096 == #ReturnCode) {
```

Erase Profile

```
if ($ConcreteJob-> != null) {
    /*Wait until the completion of the job using $ConcreteJob-> as
    a filter Verify that the OperationalStatus contains 2 ("OK"),
    or 17 ("Completed") */
    $JobInstance = GetInstance($ConcreteJob->,
        false, false, false, null)
    if ($JobInstance.JobStatus != 7) { // 7 - Completed
        <ERROR! Job failed! >
    }
} else {
    <ERROR! Missing Job reference>
}
}

// Step 1. Check capabilities

if ( $ControllerCapabilities.CanEraseOnReturnToStoragePool == false) {
    <ERROR! Implicit erasure not supported. Use Erase() method >
}

// Step 2. Find/create setting
$Setting[] = Associators($Volume->,
    "CIM_ElementSettingData",
    "SNIA_EraseSetting",
    null, null,
    false, false, null)
if ($Setting[].length == 0) {
    // Create setting
    $TheSetting = newInstance("SNIA_EraseSetting")
    $TheSetting.InstanceID = "SNIA:0001" // create unique ID
    $TheSetting.EraseMethod = #EraseMethod
    $TheSetting.EraseOnReturnToStoragePool = true
    $instance-> = CreateInstance($TheSetting)
}
else {
    $Setting[0].EraseMethod = #EraseMethod
    $Setting[0].EraseOnReturnToStoragePool = true
    ModifyInstance($Setting[0])
}

// Step 3 Delete the volume
%InArguments["TheElement"] = $Volume->

#ReturnCode = InvokeMethod($StorageService->,
    "ReturnToStoragePool",
```

Erasure Profile

```
%InArguments,  
%OutArguments)  
  
// 0 is "Success" and 4096 is "Method Parameters Checked - Job Started"  
if (#ReturnCode != 0 || #ReturnCode != 4096) {  
    <ERROR! Method failure>  
}  
  
$Job-> = %OutputArguments["Job"]  
if ($Job-> != null) {  
    // Wait until job is finished  
    &WaitForJob(#ReturnCode, $Job->)  
}
```

13.7 Registered Name and Version

Erasure version 1.2.0 (Component Profile)

CIM Schema Version: 2.12.0

13.8 CIM Elements

Table 341 describes the CIM elements for Erasure.

Table 341 - CIM Elements for Erasure

Element Name	Requirement	Description
13.8.1 CIM_AllocatedFromStoragePool	Mandatory	AllocationFromStoragePool as defined in the Array Profile.
13.8.2 CIM_LogicalDisk	Conditional	Conditional requirement: Conditional
13.8.3 CIM_StoragePool	Mandatory	
13.8.4 CIM_StorageVolume	Conditional	Conditional requirement: Conditional
13.8.5 SNIA_ErasureCapabilities	Mandatory	
13.8.6 SNIA_ErasureService	Mandatory	
13.8.7 SNIA_ErasureSetting	Mandatory	

13.8.1 CIM_AllocatedFromStoragePool

Created By: External

Modified By: External

Deleted By: External

Requirement: Mandatory

Table 342 describes class CIM_AllocatedFromStoragePool.

Table 342 - SMI Referenced Properties/Methods for CIM_AllocatedFromStoragePool

Properties	Flags	Requirement	Description & Notes
SpaceConsumed		Mandatory	
Antecedent		Mandatory	
Dependent		Mandatory	

13.8.2 CIM_LogicalDisk

Created By: Static

Modified By: Static

Deleted By: Static

Requirement: null

Table 343 describes class CIM_LogicalDisk.

Table 343 - SMI Referenced Properties/Methods for CIM_LogicalDisk

Properties	Flags	Requirement	Description & Notes
SystemCreationClassName		Mandatory	
SystemName		Mandatory	
CreationClassName		Mandatory	
DeviceID		Mandatory	

13.8.3 CIM_StoragePool

Created By: External

Modified By: External

Deleted By: External

Requirement: Mandatory

Table 344 describes class CIM_StoragePool.

Table 344 - SMI Referenced Properties/Methods for CIM_StoragePool

Properties	Flags	Requirement	Description & Notes
Primordial		Mandatory	
TotalManagedSpace		Mandatory	
RemainingManagedSpace		Mandatory	

13.8.4 CIM_StorageVolume

Created By: Static
 Modified By: Static
 Deleted By: Static
 Requirement: null

Table 345 describes class CIM_StorageVolume.

Table 345 - SMI Referenced Properties/Methods for CIM_StorageVolume

Properties	Flags	Requirement	Description & Notes
SystemCreationClassName		Mandatory	
SystemName		Mandatory	
CreationClassName		Mandatory	
DeviceID		Mandatory	

13.8.5 SNIA_EraseCapabilities

Created By: Static
 Requirement: Mandatory

Table 346 describes class SNIA_EraseCapabilities.

Table 346 - SMI Referenced Properties/Methods for SNIA_EraseCapabilities

Properties	Flags	Requirement	Description & Notes
ElementName		Mandatory	User friendly name for this instance of Capabilities.
InstanceID		Mandatory	Unique identifier for the instance.
EraseMethods		Mandatory	Indicates erasure methods supported.
DefaultEraseMethod		Mandatory	Erase method to use if none specified in the volume's setting.
CanEraseOnReturnToStoragePool		Mandatory	Indicates that the volume can be erased when deleted.
ElementTypesSupported		Mandatory	Supported element types for the Erase method. Valid values are StorageVolume, LogicalDisk, and StorageExtent.

13.8.6 SNIA_EraseService

Created By: Static
 Requirement: Mandatory

Table 347 describes class SNIA_ErasureService.

Table 347 - SMI Referenced Properties/Methods for SNIA_ErasureService

Properties	Flags	Requirement	Description & Notes
SystemCreationClassName		Mandatory	The scoping System CreationClassName.
SystemName		Mandatory	The scoping System Name.
CreationClassName		Mandatory	The name of the concrete subclass.
Name		Mandatory	Unique identifier for the Service.
Erase()		Mandatory	This service contains the Erase method used to erase storage elements.

13.8.7 SNIA_ErasureSetting

Created By: External

Modified By: External

Deleted By: External

Requirement: Mandatory

Table 348 describes class SNIA_ErasureSetting.

Table 348 - SMI Referenced Properties/Methods for SNIA_ErasureSetting

Properties	Flags	Requirement	Description & Notes
ErasureMethod		Mandatory	Erasure method to use. Must be one of the erasure methods supported by the instrumentation.
EraseOnReturnToPool		Mandatory	Indicates if this volume should be erased when deleted. Default is false.

EXPERIMENTAL

Erasure Profile

STABLE

14 Extent Composition Subprofile

14.1 Description

The Extent Composition Subprofile allows an implementation that supports the Block Services package to optionally provide an abstraction of how it virtualizes exposable block storage elements from the underlying Primordial storage pool. The abstraction is presented to the client as a representative hierarchy of extents. These extents are instances of CompositeExtents and StorageExtents linked by a combination of CompositeExtentBasedOn and BasedOn associations. The foundation of the hierarchy is a set of Primordial extents.

This subprofile is used optionally with the Array, Virtualization, Self-Contained NAS, NAS Head, and Volume Management profiles.

A Primordial storage extent can represent a Disk Drive in the Array or Self-contained NAS, a downstream virtualized Volume used by the Virtualizer or NAS Head Profiles, or a OS Logical Disk in the Volume Management Profile.

An exposable block storage element as used in this subprofile is defined as a Storage Volume or a Logical Disk.

In the presented hierarchy each extent (the dependent) is formed from those that it “precede” it (the antecedents) by a process of either decomposition or composition.

14.1.1 Decomposition

Decomposition is used to allocate space from an antecedent extent, in order to form a new dependent extent. This allocation may be partial or complete consumption. Complete consumption is the degenerate case in which all space in the antecedent extent is used. In this case the decomposed dependent extent may be either modeled even though it is one to one with the antecedent extent or omitted and the antecedent extent used in its stead.

14.1.2 Composition

Composition is used to form an a dependent extent from antecedent extents for the purpose of either concatenating the antecedent blocks to achieve a size goal, or to achieve a Quality Of Service goal such as mirroring the antecedent extents for redundancy, striping the antecedent extents for performance, or striping the antecedent extents with the addition of parity to achieve redundancy.

These extent “productions” can be assembled in a multi-layer hierarchy.

14.1.3 Model Element Summary

This subprofile uses the following CIM Classes:

LogicalDisk & StorageVolume - These are used to model the exposable block storage element. These are as defined in the Block Services Package. The StorageVolume may also be a Constituent Volume as defined by the Pools From Volumes Profile.

StorageExtent (Intermediate or Pool Component) - Used to represent the decomposition (partial allocation) of an Antecedent extent.

StorageExtent (Remaining) - Used to represent the unused portion of an antecedent StorageExtent (Pool Component).

CompositeExtent (Composite Intermediate or Composite Pool Component) - Used to represent the composition of several antecedent extents into a virtualized set of blocks with desired size and Quality-Of-Service.

BasedOn - Used to associate a Dependent and Antecedent extent in the subprofile hierarchy for both composition and decomposition. It is also used in one special case as a one-to-one (neither composing or decomposing), always associating the StorageVolume or LogicalDisk to the antecedent CompositeExtent. This is because, as a sibling of StorageExtent and LogicalDisk, CompositeExtent cannot be exposed directly.

CompositeExtentBasedOn - A subclass of BasedOn that is used in a composition production when the Dependent is a CompositeExtent which is describing striping; it contains Stripe Depth information. Stripe Depth is the number of blocks written to an Antecedent extent before moving on to the next extent. Although this property is on the association class, its values shall be the same for each instance of the association with the same Dependent CompositeExtent.

DEPRECATED

ConcreteComponent - Used to associate extents (Pool Component and Remaining) to their parent StoragePool (See 14.1.4.2).

DEPRECATED

AssociatedComponentExtent - Used to associate extents (Pool Component or Composite Pool Component) to their parent StoragePool (See 14.1.4.2).

StoragePool and AllocatedStoragePool are shown in instance diagrams for context but are part of the Block Service package Read Only sub-package.

Refer to 14.8 "CIM Elements" for detailed class descriptions.

14.1.4 Relation to other Packages and Subprofiles

14.1.4.1 Block Services StoragePool hierarchy.

The Block Services package defines the model for the hierarchy of pools from the exposable storage element to the Primordial Pool. The hierarchy defined in this subprofile parallels that pool hierarchy and is layered so that the virtualization can be presented within the pool level in which it actually takes place.

14.1.4.2 Component Extents

Component Extents of a pool are the most dependent extents in the pool; they are also the only extents that are directly *manageable* by the methods in the Block Services Package. They are also the only extents that figure into the reconciliation of managed space in the pool (see 14.1.4.3).

Although a given implementation may choose a low level (i.e., detailed) or high-level presentation of how it virtualizes a storage element from a pool, or how space in a pool is itself virtualized, the Pool Component extents that are part of an exposable block storage element's hierarchy shall be modeled along with their associations to the parent pool.

14.1.4.3 Block Services Extent Conservation

The Block Services package describes the concept of Extent Conservation, which describes the result of allocating storage from Pool Component extents using "Remain Space Extents". These extents are not modeled by the Extent Composition Subprofile, they are discoverable by the GetAvailableExtents method in Block Services.

14.1.4.4 Block Services Common RAID Levels

The Block Services Package describes a set of RAID Levels and in addition, properties on StorageSetting such as ExtentStripeLength and UserDataStripeDepth which allow creation of a subset of those RAID levels, using CreateOrModifyElementFromElements.

However, the Extent Composition Subprofile is capable of describing general organizations, such as heterogeneous, multi-layer RAID such as can be create by the Volume Management Profile. An example of this would be a RAID5 mirrored against a RAID0, a RAID(5,0)+1. Another example would be a three layer RAID organization such as a RAID10 where the bottom layer RAID1 members were concatenations of available extents.

14.1.5 Remaining Extents

When a StorageExtent (or CompositeExtent) is based on only part of an underlying storage extent (a partial allocation), the unused part of the underlying StorageExtent is represented by a Remaining StorageExtent. This is illustrated in Figure 71.

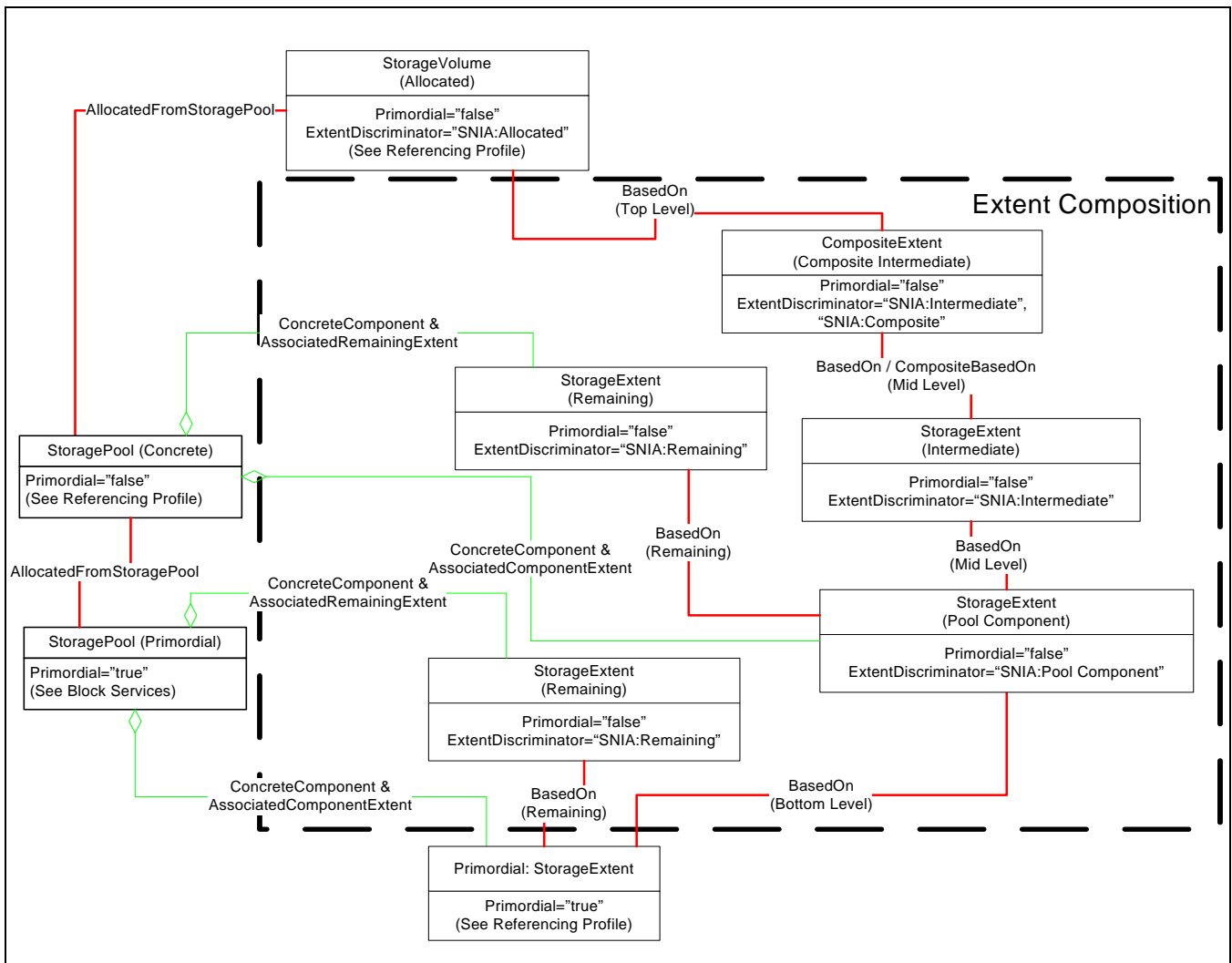


Figure 71 - Remaining Extents in Extent Composition

Figure 71 shows two Remaining StorageExtents. Building from the bottom, there is a Pool Component StorageExtent allocated from the Primordial StorageExtent. But this StorageExtent does not use all space on the primordial extent. So a Remaining StorageExtent is shown to represent the unallocated space on

the primordial extent. The Remaining StorageExtent has a BaseOn association to the primordial extent to indicate that it is unallocated space from the primordial extent. The Remaining Extent also has an AssociatedRemainingExtent association to the same primordial StoragePool that the primordial StorageExtent has its AssociatedComponentExtent association.

The Pool Component extent above the primordial storage extent also has a StorageExtent allocated from it that is also a partial allocation. So, it too has a Remaining StorageExtent to represent the unallocated space on the Pool Component StorageExtent. This Remaining StorageExtent has a BasedOn association to the Pool Component StorageExtent and an AssociatedRemainingExtent association to the same Concrete StoragePool that the Pool Component StorageExtent has its AssociatedComponentExtent association.

For more information and detail on the use and application of Remaining StorageExtents see 5.1.15 for extent conservation provisions.

14.1.6 Scenarios

The following example scenarios are common abstractions of the use-cases that were used when this subprofile was being defined. The scenarios are not intended to cover all possible variations of the use of Extent Composition.

14.1.6.1 Volume Composition

Figure 72: "Volume Composition from General QOS Pool" shows extent composition when a single RAID QOS/Level is applied directly to the construction of a StorageVolume. The Storage Volume or Logical Disk and the underlying CompositeExtent represent the same virtual extent and range of blocks; The initial BasedOn association between them is a one-to-one "dummy" association. The Storage Volume and Logical Disk classes do not have the necessary properties to describe the RAID information and the CompositeExtent which is a sibling class of StorageVolume and LogicalDisk, cannot be directly exposed. This Based on association does not represent composition or decomposition, but the main recipe (see

14.6.1) for this subprofile makes use of the decomposition function (i.e., complete consumption) to make this initial traversal.

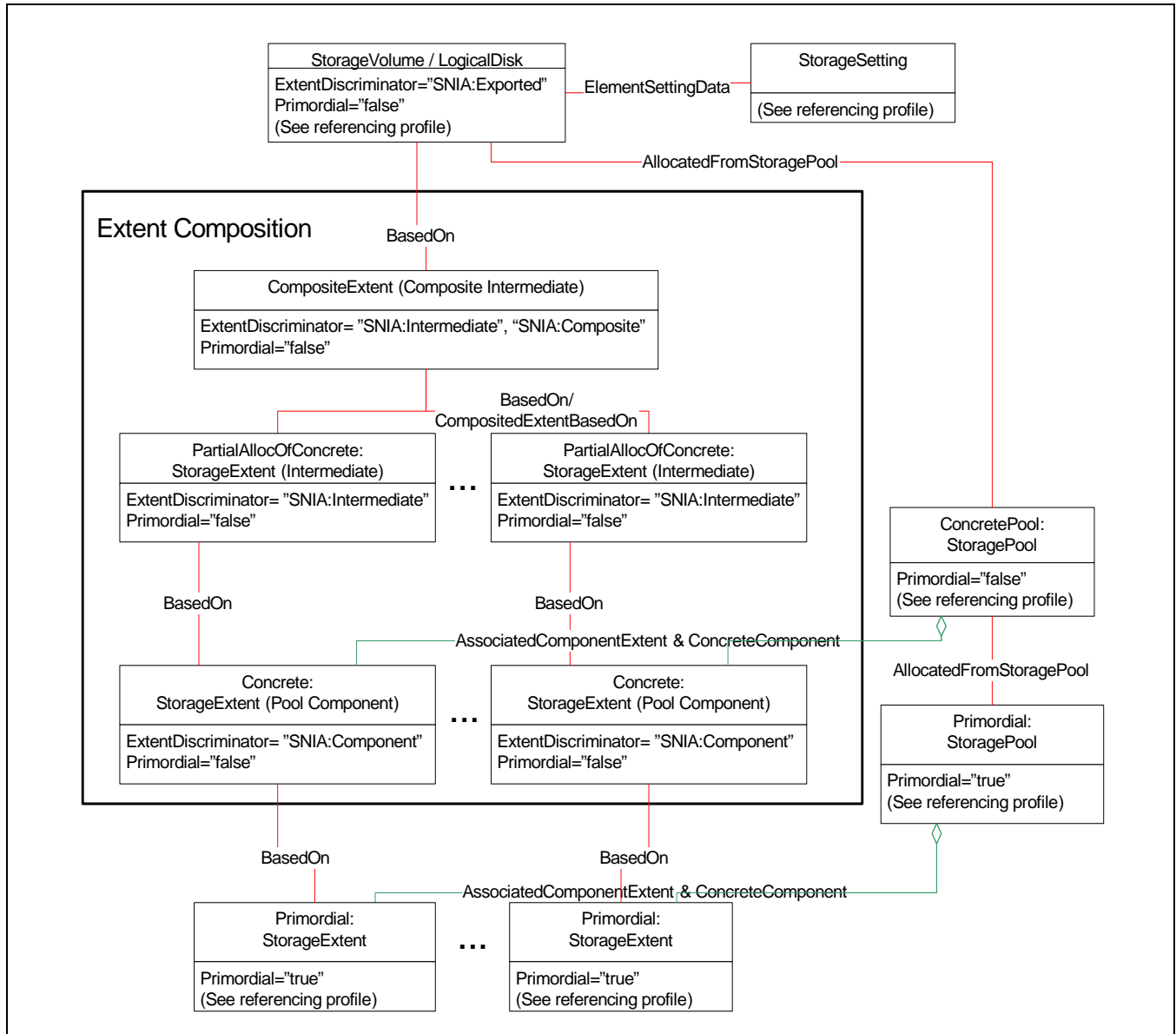


Figure 72 - Volume Composition from General QOS Pool

Figure 73: "Single QOS Pool Composition (RAID Groups)" shows a single composition (such as a RAID5 or RAID1). Not shown is the scenario where there may be two or more such back to back productions (such as a RAID10). Also not shown is the scenario where the two productions may be in different concrete pools in the hierarchy. A RAID10 Volume may be constructed as a RAID0 composition from a concrete pool that is itself a RAID1 pool (see 14.1.6.2).

In this scenario, note that the extents below the StorageVolume and the Component Extents are not part of the pool, but allocated from it.

In fact this StorageVolume and its companion CompositeExtent could be composed from member extents (labeled PartialAllocOfConcrete in the diagram) from different pools.

14.1.6.2 Pool Composition

Certain pools can be created or modified to contain one or more extents each with a single specific quality of service. These extents are known as Raid Groups. The bound space in each of these RAID Groups is represented by this subprofile as a single CompositeExtent at the top of an extent sub-hierarchy in that pool. Volumes created from this type of Pool are partially allocated (decomposed) from the CompositeExtent playing the role of the RAIDGroup. Figure 73 shows the Single QOS Pool Composition (RAID Groups).

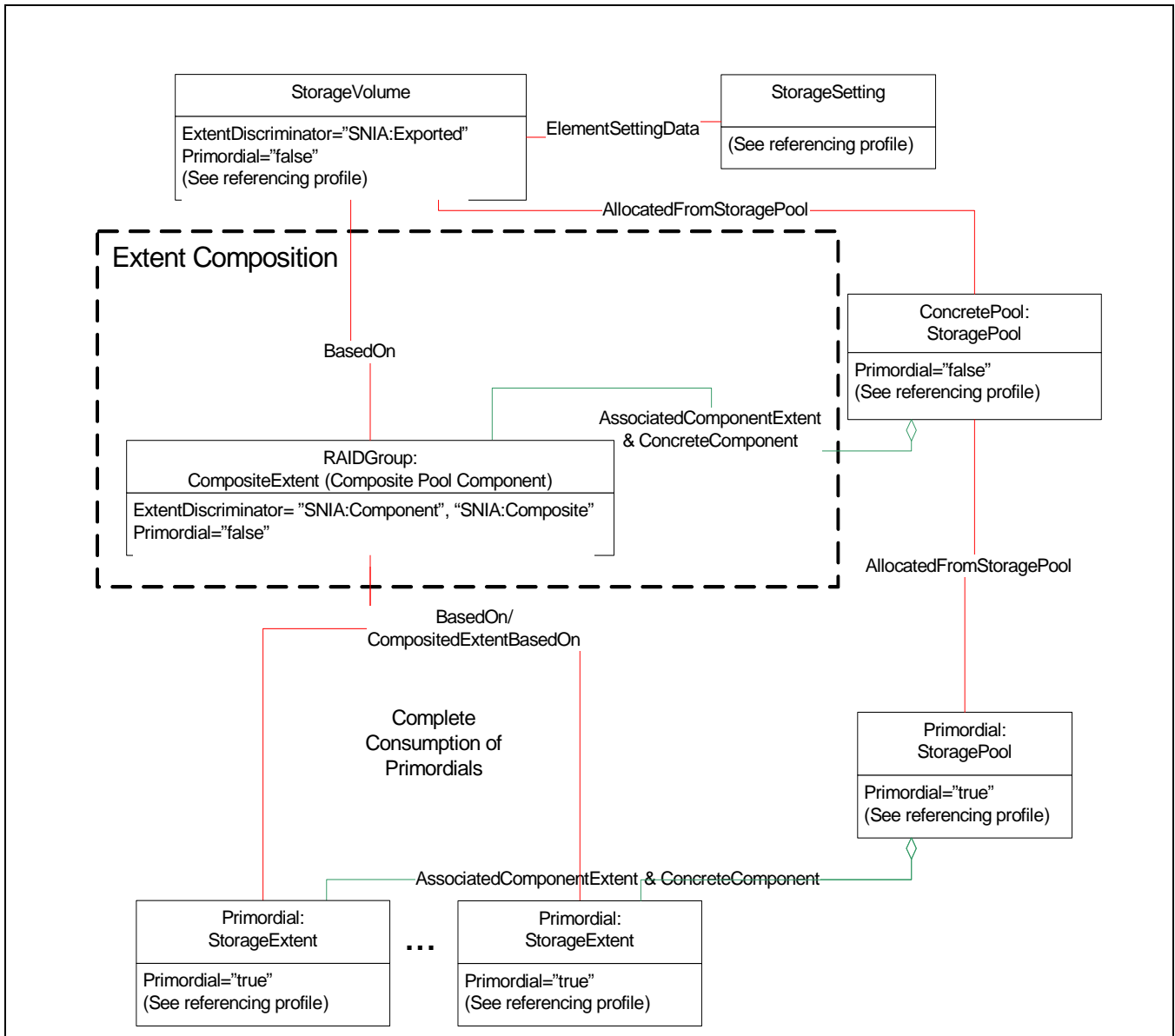


Figure 73 - Single QOS Pool Composition (RAID Groups)

Figure 74: "Single QOS Pool Composition - Two Concretes" extends this scenario by allocating a child concrete pool from the RAID Group instead of a Volume and then allocating the Volume from the child concrete. In this example the child pool contains a single component extent that has a single Quality of

Service (that of the parent RAID Group concrete pool). The Storage Volume or Logical Disk is allocated or decomposed directly from the pool component extent.

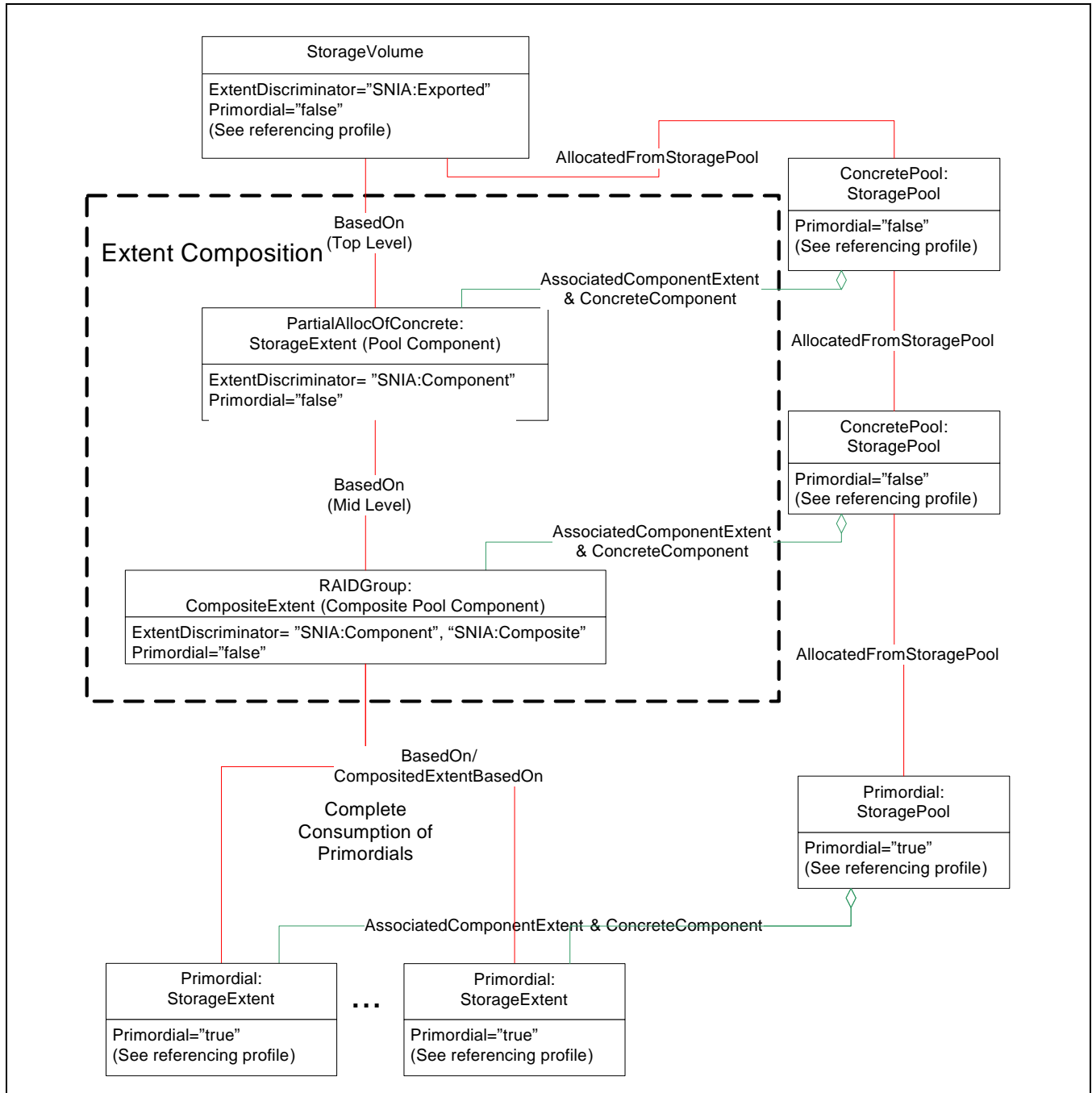


Figure 74 - Single QOS Pool Composition - Two Concretes

14.1.6.3 Example RAID Compositions from Block Services

Table 349 is an abridged version of the RAID Mapping table in Block Services. The table describes the RAID levels commonly used at the time this version of SMI-S was released. Table 349 lists the subset of those RAID Levels that can be modeled by using the Extent Composition Subprofile, and the properties used to distinguish them.

Following Table 349 are some example instance diagrams, showing the use of CompositeExtent, StorageExtent, BasedOn and CompositeExtentBasedOn to represent the construction of many of the RAID levels. In these cases there will be at most, two levels of CompositeExtent and CompositeExtentBasedOn/BasedOn.

In complex compositions, such as RAID10, there is no intermediate decomposition modeled; each extent Antecedent to the top level CompositeExtent is itself a CompositeExtent.

Table 349 - Supported Common RAID Levels

RAID Level	Package Redundancy	Data Redundancy	Extent Stripe Length	User Data Stripe Depth
JBOD	0	1	1	Null
0 (Striping)	0	1	2 - n	Vendor Dependent
1	1	2 - n	1	Null
10	1	2 - n	2 - n	Vendor Dependent
0+1	1	2 - n	2 - n	Vendor Dependent
3 or 4	1	1	3 - n	Vendor Dependent
4DP	2	1	4 - n	Vendor Dependent
5 (3/5)	1	1	3 - n	Vendor Dependent
6, 5DP	2	1	4 - n	Vendor Dependent
15	2	2 - n	3 - n	Vendor Dependent
50	1	1	3 - n	Vendor Dependent
51	2	2 - n	3 - n	Vendor Dependent

14.1.6.3.1 JBOD (Concatenation)

Figure 75: "Concatenation Composition" shows a partial instance diagram for a JBOD Volume or Pool, in which the Antecedent Extents are concatenated.

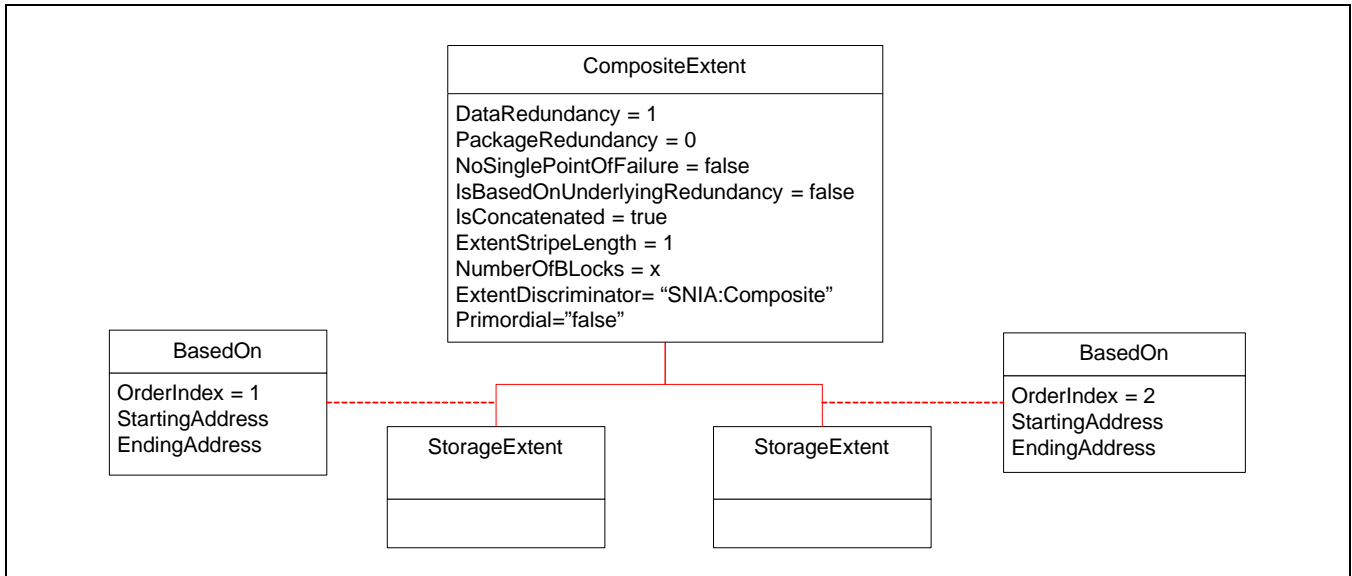


Figure 75 - Concatenation Composition

14.1.6.3.2 RAID0 (Striping)

Figure 76: "RAID0 Composition" shows a partial instance diagram for a RAID0 Volume or Pool.

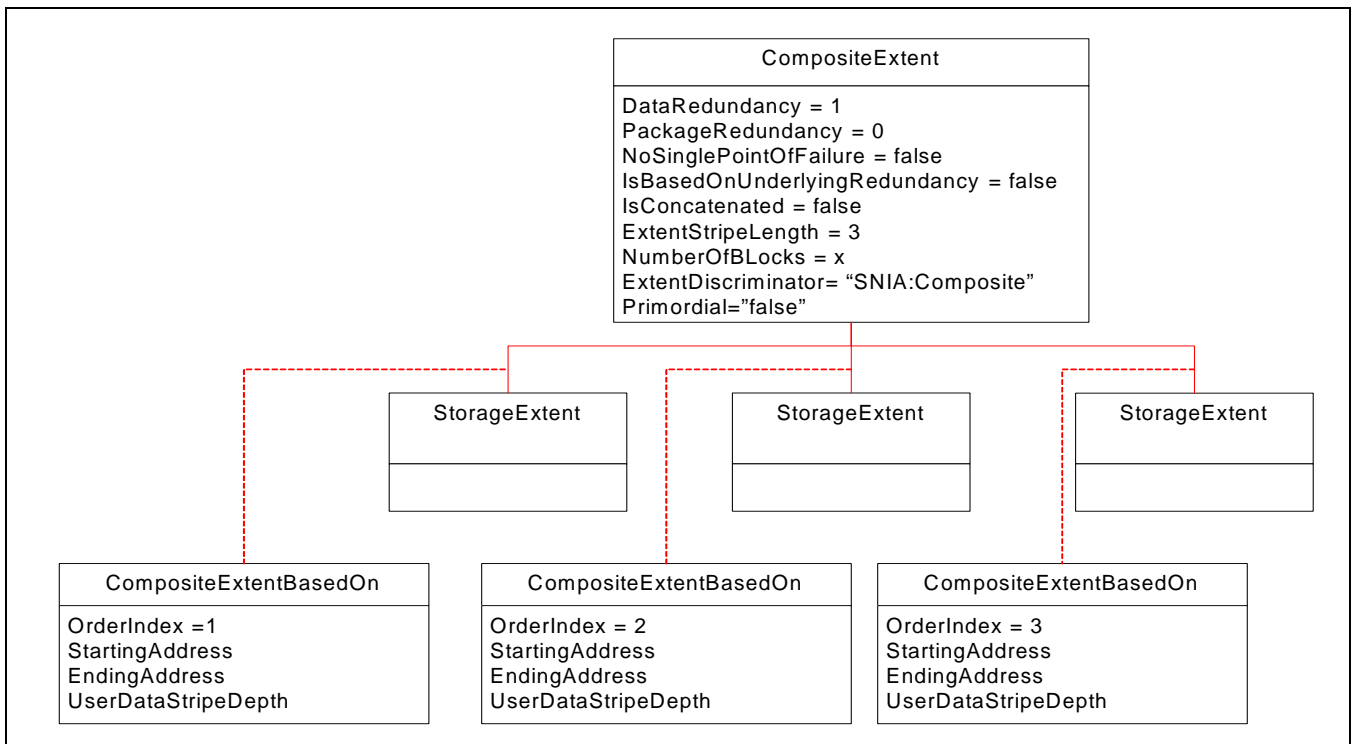


Figure 76 - RAID0 Composition

14.1.6.3.3 RAID1

Figure 77: "RAID1 Composition" shows a partial instance diagram for a RAID1 Volume or Pool.

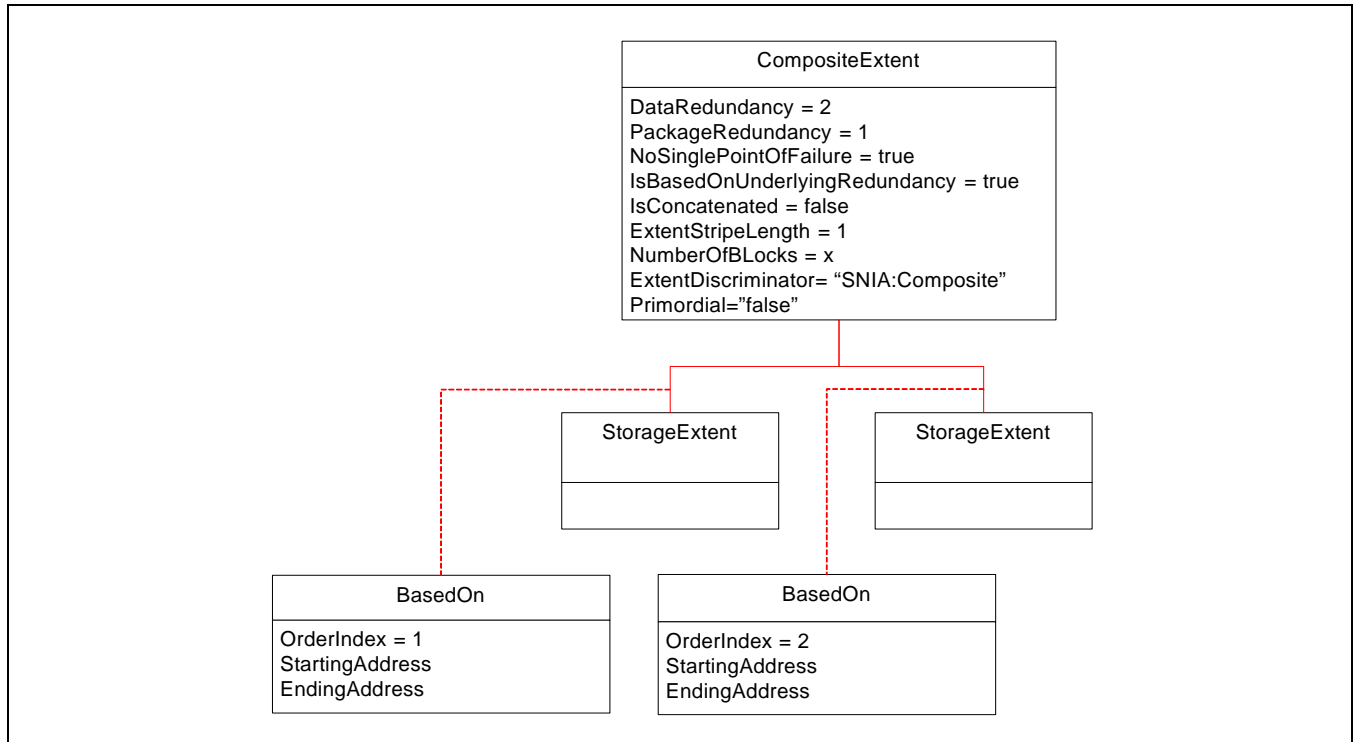


Figure 77 - RAID1 Composition

14.1.6.3.4 RAID10

Figure 78: "RAID10 Composition" shows a partial instance diagram for a RAID10 Volume or Pool. In this example the Data and Package Redundancy reflect the Quality of Service of the combined RAID Level, not just the top level composition which by itself is a non-redundant stripeset. That is, the top level is a RAID0, but the `DataRedundancy` value for the corresponding `CompositeExtent` is 2, reflecting two complete copies of the data.

Extent Composition Subprofile

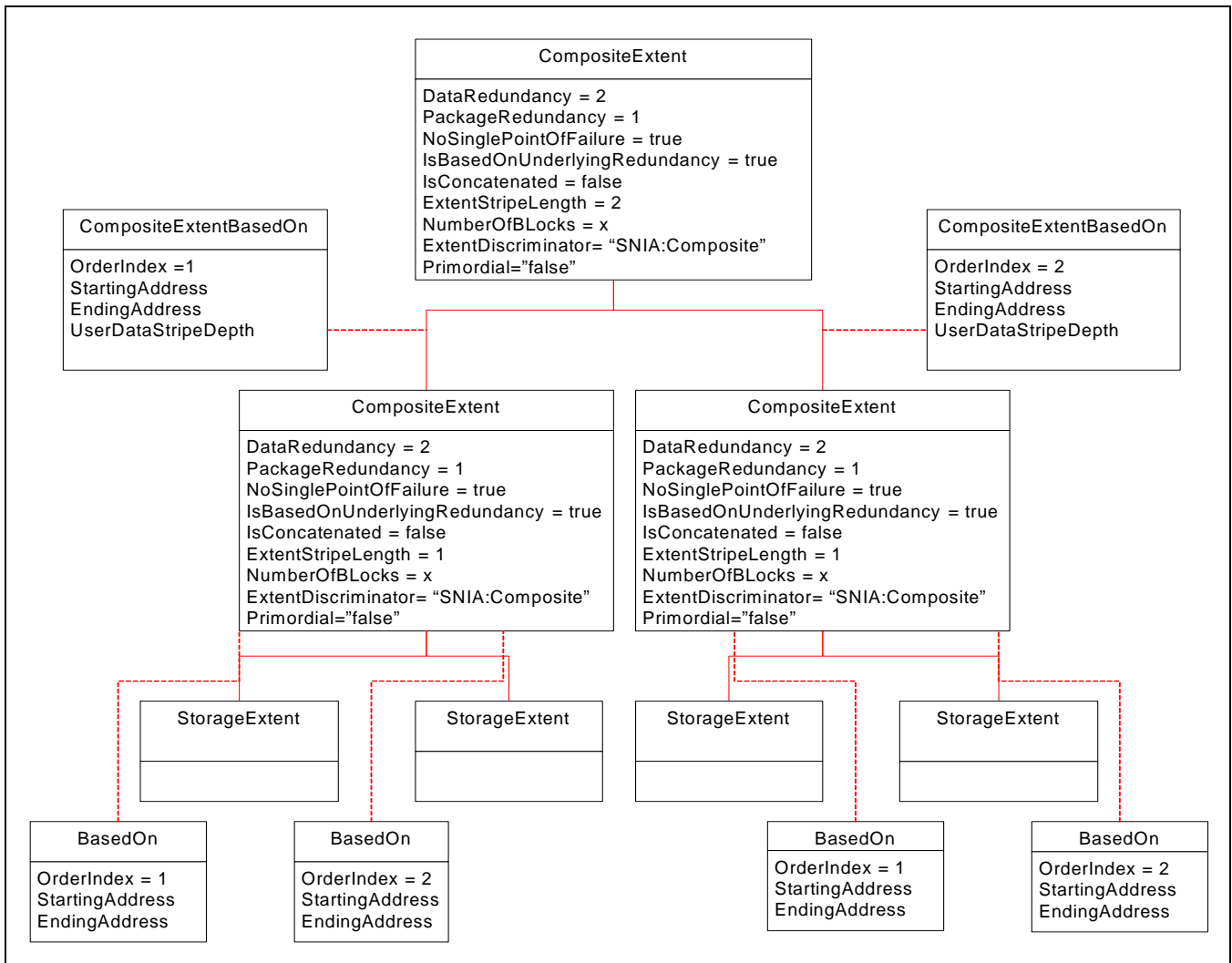


Figure 78 - RAID10 Composition

14.1.6.3.5 RAID0+1

Figure 79: "RAID0+1 Composition" shows a partial instance diagram for a RAID0+1 Volume or Pool

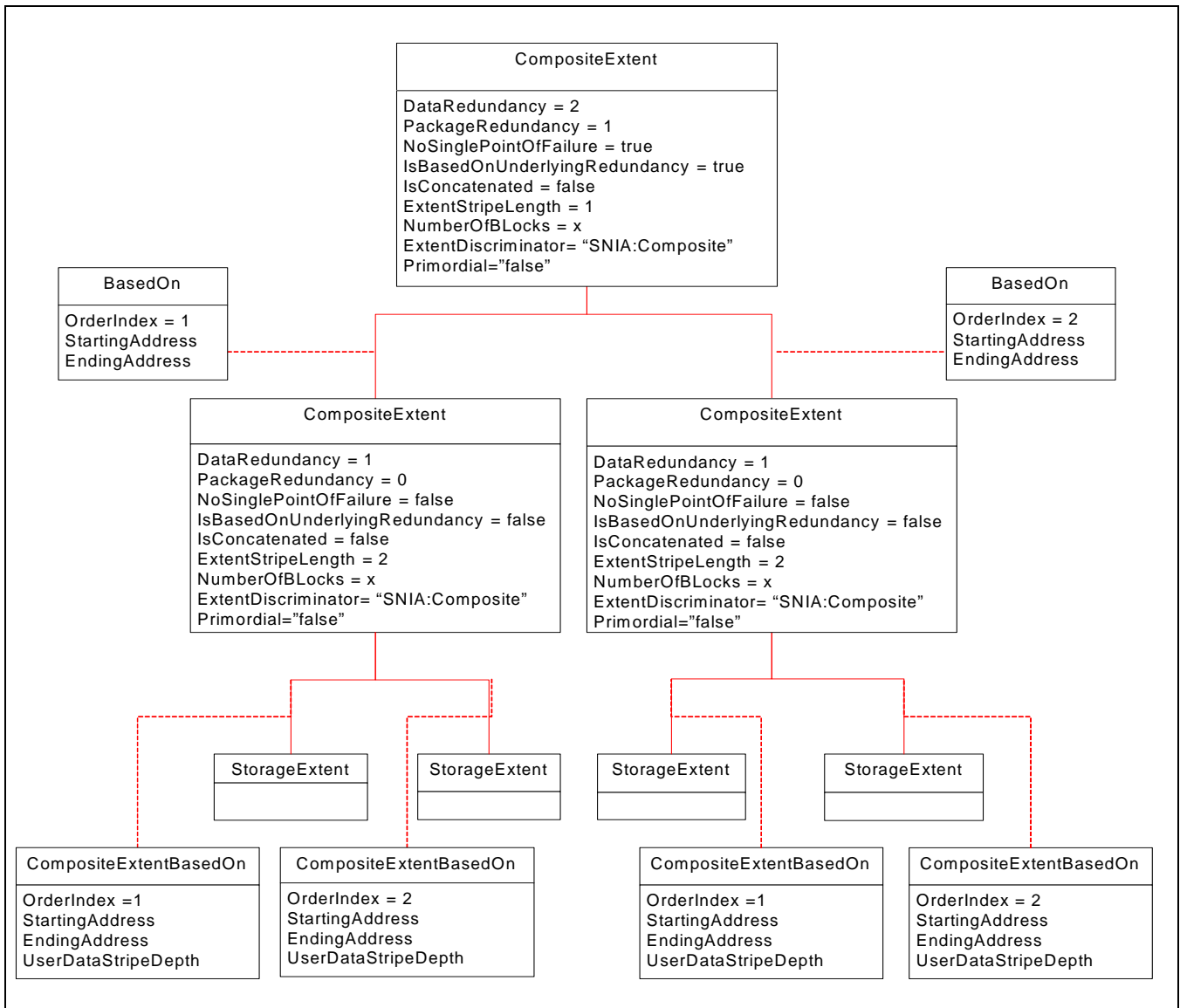


Figure 79 - RAID0+1 Composition

14.1.6.3.6 RAID4 or 5

Figure 80: "RAID4, 5 Composition" shows a partial instance diagram for a RAID4 or 5 Volume or Pool.

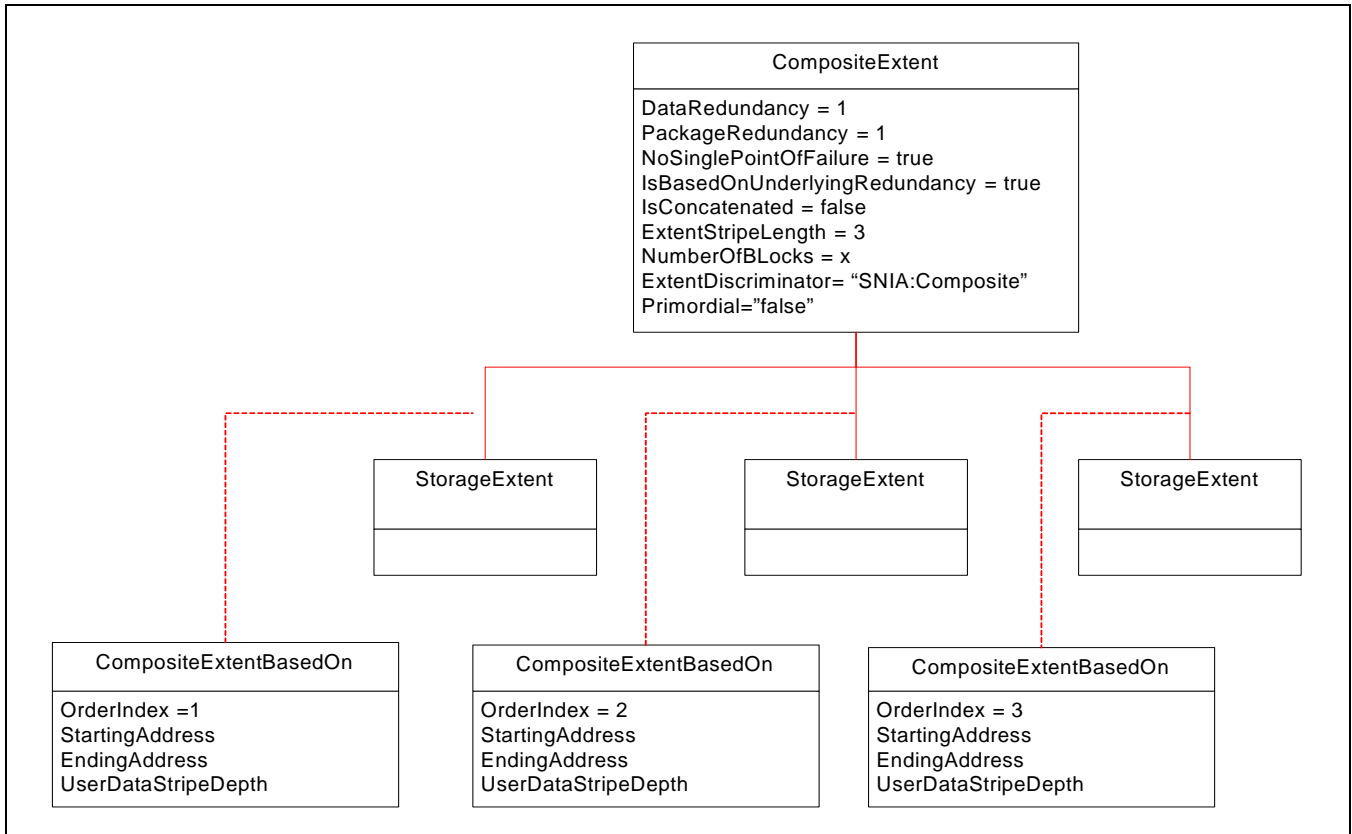


Figure 80 - RAID4, 5 Composition

14.1.6.3.7 RAID6, 5DP, and 4DP

Figure 81: "RAID 6, 5DP, 4DP" shows a partial instance diagram for a RAID6, 5DP, or 4DP Volume or Pool. Note that the `PackageRedundancy` is 2, indicating that two of the antecedent extents can fail

simultaneously without loss of data. Four extents are shown, the minimum required for these double parity RAID organizations.

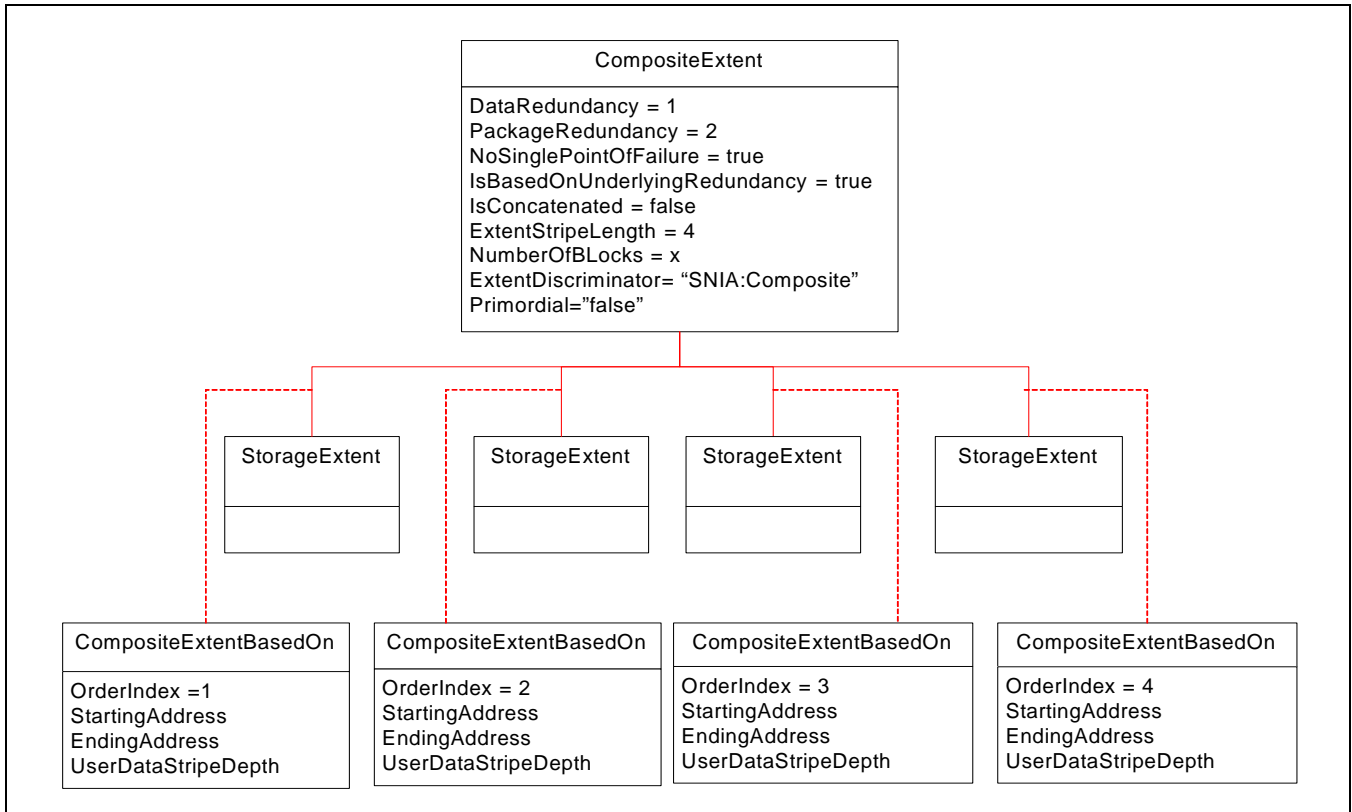


Figure 81 - RAID 6, 5DP, 4DP

14.1.6.3.8 RAID 15

Figure 82: "RAID15 Composition" shows a partial instance diagram for a RAID15 Volume or Pool. In this example the Data and Package Redundancy reflect the Quality of Service of the combined RAID Level, not just the top level composition which by itself is a simple RAID5.

NOTE Only CompositeExtent members 1 and 3 of the Raid 5 layer are shown.

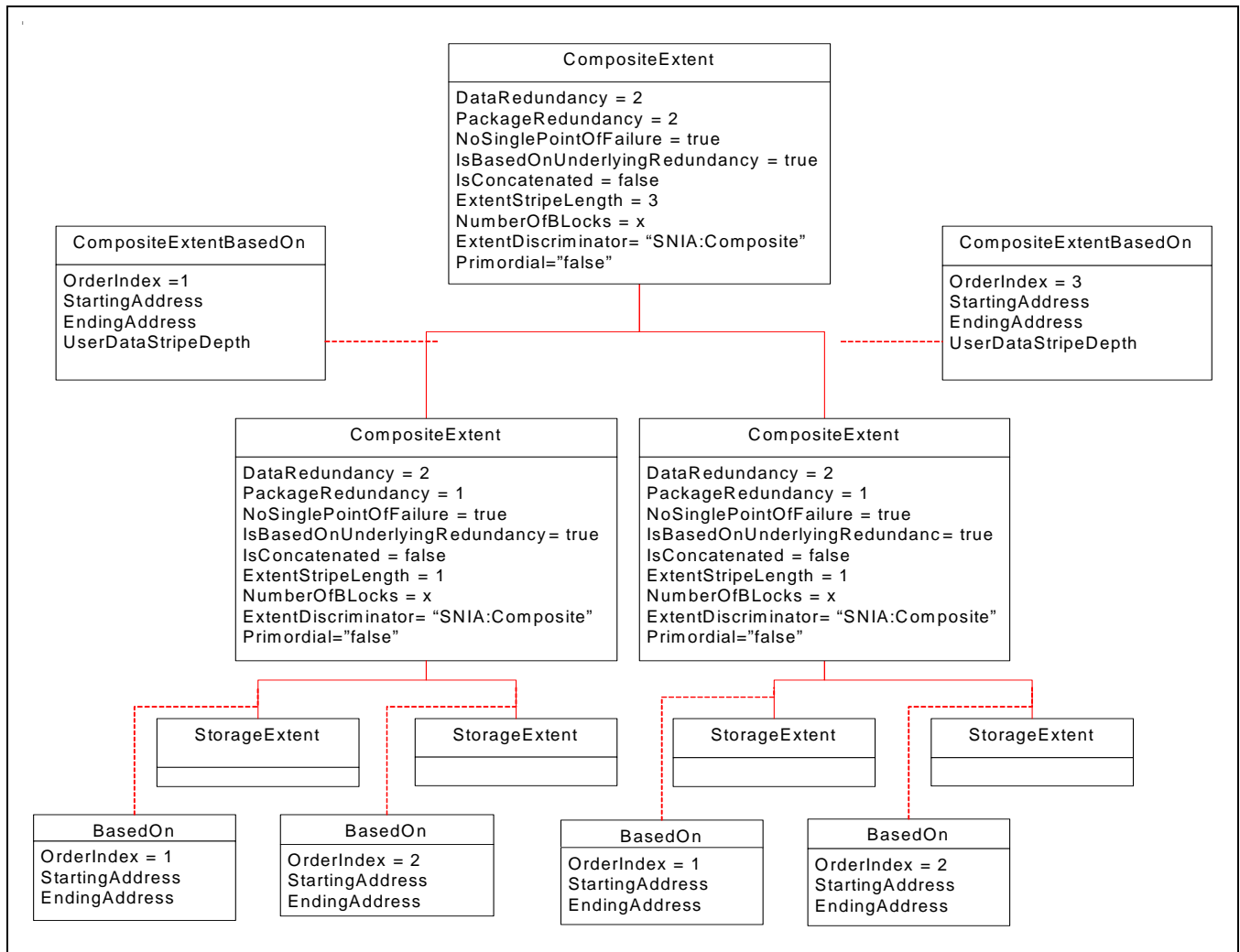


Figure 82 - RAID15 Composition

14.1.6.3.9 RAID50

Figure 83: "RAID50 Composition" shows a partial instance diagram for a RAID50 Volume or Pool. In this example the Data and Package Redundancy reflect the Quality of Service of the combined RAID Level, not just the top level composition which by itself is a non-redundant stripeset.

Extent Composition Subprofile

NOTE In the Raid 5 layer, CompositeExtent member 2 in each stripe member is not shown.

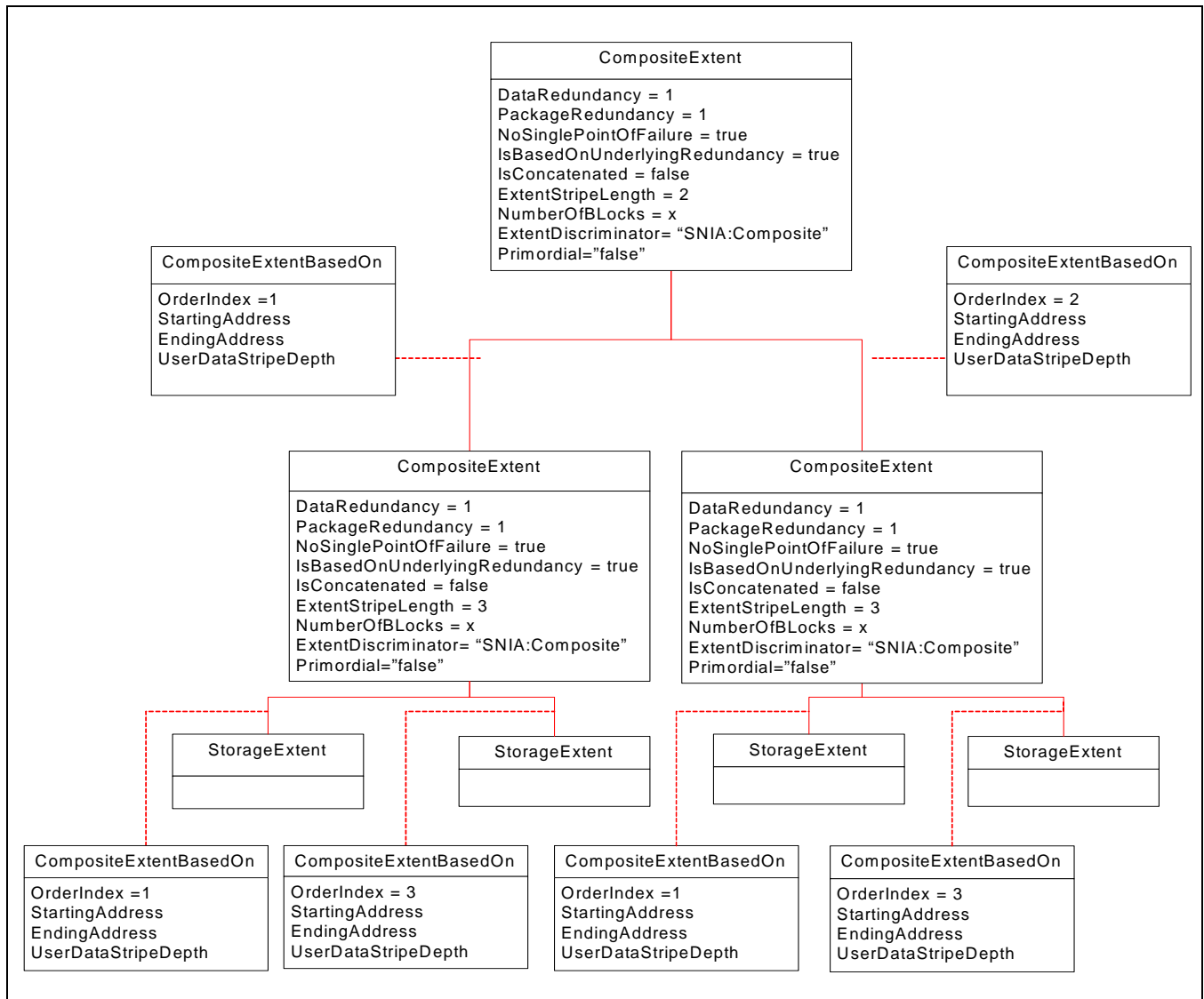


Figure 83 - RAID50 Composition

14.1.6.3.10 RAID51

Figure 84: "RAID51 Composition" shows a partial instance diagram for a RAID51 Volume or Pool. In this example the Data and Package Redundancy reflect the Quality of Service of the combined RAID Level, not just the top level composition which by itself is a simple mirror. That is, the top level is a RAID1, but the PackageRedundancy is 2, indicating the QOS for the entire hierarchy.

NOTE In the Raid 5 layer, CompositeExtent member 2 in each mirror is not shown.

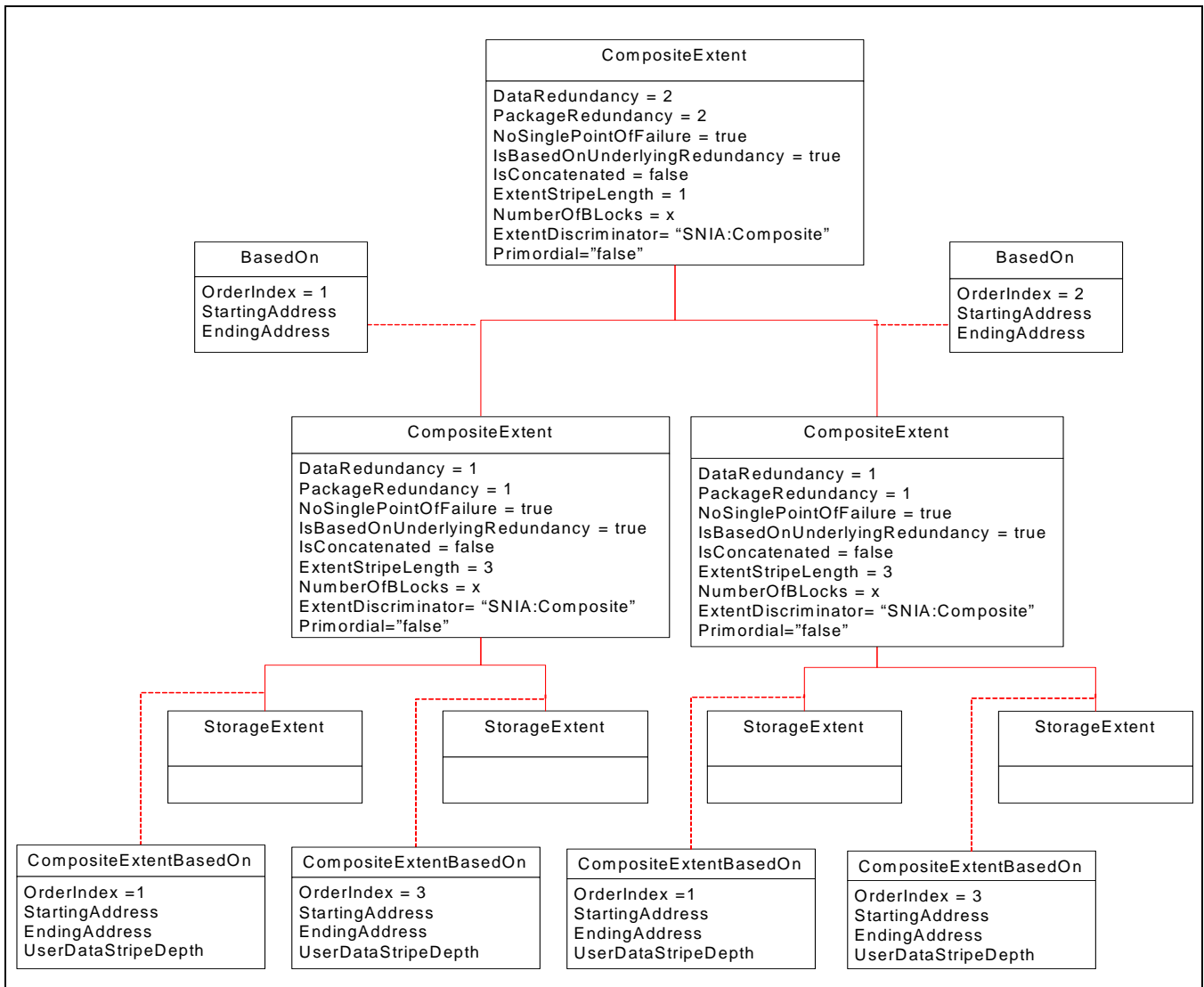


Figure 84 - RAID51 Composition

14.2 Health and Fault Management Considerations

Not defined in this standard.

14.3 Cascading Considerations

None.

14.4 Supported Subprofiles and Packages

Related Profiles for Extent Composition: Not defined in this standard.

14.5 Methods of the Profile

None.

14.6 Client Considerations and Recipes

14.6.1 Traverse the virtualization hierarchy of a StorageVolume or LogicalDisk

```

// DESCRIPTION
//
// This recipes defines a mechanism for traversing the extent hierarchy between
// the Exposable Block Storage Element and the Primordial Extents it makes use
// of, determining the RAID level structure, Concrete and Primordial pool
// membership.
//
// PRE-EXISTING CONDITIONS AND ASSUMPTIONS
// 1. The instance name for an exposable block storage element (e.g.
// StorageVolume, LogicalDisk) of interest has been previously identified as
// $BlockElement->.

// This function determines if an Extent is a Primary(non-remaining) Component
// of a Pool.
//
sub boolean IsPrimaryComponent(REF $TargetExtent->) {
    $Pools->[] = AssociatorNames($TargetExtent->,
        "CIM_ConcreteComponent",
        "CIM_StoragePool",
        "PartComponent",
        "GroupComponent")

    if ($Pools->[] != null && $Pools->[].length == 1) {
        // This Extent is a Component Extent of either a Concrete
        // or Primordial pool
        return true
    }
    else
        return false
}

// This function determines the RAID Level or Quality of Service of a
// CompositeExtent and then recursively traverses the hierarchy beneath it.
//
sub void traverseComposition(REF $Composite->) {

    // See if this composite is a Primary(non-remaining) Component
    // Extent of a Pool (for information only.)

```

Extent Composition Subprofile

```
#PrimaryComponent = &IsPrimaryComponent($Composite->)

// Get the instances of the associations in which this Extent is the
// Dependent reference. The association instances retrieved should be
// either BasedOn or CompositeExtentBasedOn.
$Associations[] = References($Composite->,
    NULL,
    "Dependent",
    false,
    false,
    NULL)

// Now get the underlying extents
$TargetExtents->[] = AssociatorNames($Composite->,
    Associations[0].getClassName(),
    NULL,
    "Dependent",
    "Antecedent")

// Examine the QOS of the current level's Composite Extent
$CompositeExtent = GetInstance($Composite->,
    false,
    false,
    false,
    {"IsConcatenated", "ExtentStripeLength",
    "IsBasedOnUnderlyingRedundancy"})

if (($Associations[0] ISA CIM_CompositeExtentBasedOn)
    && ($CompositeExtent.IsConcatenated == false)
    && ($CompositeExtent.ExtentStripeLength > 1)) {

    // The TargetExtents are striped together. Get the Stripe Depth from
    // the first association. The assumption here is that this property is
    // the same for each association instance.
    #StripeDepth = $Associations[0].UserDataStripeDepth

    // Inspect the RAID level.
    #RAID = 0
    if ($CompositeExtent.IsBasedOnUnderlyingRedundancy) {
        #RAID = 5
    }
} else {
    // Associations are CIM_BasedOn, So this is either a Mirror or
    // a Concatenation
    if (($CompositeExtent.IsBasedOnUnderlyingRedundancy == true)
        && ($CompositeExtent.IsConcatenated == false)
        && ($CompositeExtent.ExtentStripeLength == 1)) {
```

Extent Composition Subprofile

```
        // The TargetExtents are mirrored together,
        // This level is a RAID 1
    } else if (($CompositeExtent.IsBasedOnUnderlyingRedundancy == false)
        && ($CompositeExtent.IsConcatenated == true)
        && ($CompositeExtent.ExtentStripeLength == 1)) {
        // The TargetExtents are concatenated together,
        // This level is a JBOD.
    } else {
        <ERROR! Illegal combination of property values; does not
        correspond to supported composition type.>
    }
}

// Now for each underlying extent at this level, traverse the sub-tree
// it is the sub-root of. If the extent is a CompositeExtent, then this
// is part of a complex RAID level; recursively invoke the Composition
// Algorithm. Otherwise it is just a regular StorageExtent and thus
// either a Primordial or decomposed from an Antecedent, so invoke the
// recursive Decomposition Algorithm.
for (#i in $TargetExtents->[]) {
    if ($TargetExtents->[#i] ISA CIM_CompositeExtent) {
        &traverseComposition($TargetExtents->[#i])
    } else {
        &traverseDecomposition($TargetExtents->[#i])
    }
}

}

// This function recursively traverses the hierarchy below a non-Composite
// Storage Extent.
sub void traverseDecomposition(REF $SubjectExtent->) {

    // See if this extent is a Primary(non-remaining) Component
    // Extent of a Pool (for information only.)
    #PrimaryComponent = &IsPrimaryComponent($SubjectExtent->)

    // Check here to see if we have reached the leaves of the hierarchy
    $SubjectExtent = GetInstance($SubjectExtent->,
        false,
        false,
        false,
        {"Primordial"})

    if ($SubjectExtent.Primordial == true) {
        // Recursion ends with each Primordial Extent.
        <EXIT: Recursion ends with each Primordial Extent.>
    }
}
```

Extent Composition Subprofile

```
} else {

    // The Subject Extent is allocated partially or in full from the
    // Antecedent Extent, so a single BasedOn is expected.
    $TargetExtents[] = Associators($SubjectExtent->,
        "CIM_BasedOn",
        "CIM_StorageExtent",
        "Dependent",
        "Antecedent",
        false,
        false,
        {"Primordial"})

    // Since the Subject Extent is allocated from the Antecedent, there can
    // only be one Antecedent.
    if ($TargetExtents[] == null || $TargetExtents[].length != 1) {
        <ERROR! Extent allocated from multiple Antecedents>
    }
    $TargetExtent = $TargetExtents[0]

    if ($TargetExtent ISA CIM_CompositeExtent) {
        // This is a Composite Extent representing a RAID Level. Since we
        // encountered the Composite in a decomposition, the
        // Dependent/Antecedent relationship falls into one of the
        // following scenarios:
        //
        // o The Subject Extent is a StorageVolume that is one-to-one with
        //   the Target Composite Extent.
        //
        // o The Subject Extent is a StorageVolume partially allocated from
        //   the Target Composite Extent, where the Composite is a RAID Group.
        //
        // o The Subject Extent is a ComponentExtent of a Concrete pool and is
        //   partially allocated from the Target Composite Extent where the
        //   Composite is a RAID Group.
        //
        // Call the (recursive) function to analyze the sub-hierarchy
        // composed by the Target Extent.
        //
        &traverseComposition($TargetExtent.GetObjectPath())
    } else {
        // The Antecedent is a regular StorageExtent and was not
        // Primordial, so it must be in turn a dependent decomposed
        // from an Antecedent, so invoke
        // ourselves recursively.
        &traverseDecomposition($TargetExtent.GetObjectPath())
    }
}
```

```

    }
}

// MAIN
// Since the exposable block element is either one-to-one with the initial
// CompositeExtent, or a partial allocation of it (in the case of a RAID Group),
// decompose the block hierarchy.
//
&traverseDecomposition($BlockElement->)

```

14.6.2 Find the Primordial Extents used by a Storage Volume or Logical Disk

A storage administrator may want the information provided by this recipe for several reasons:

Failure Exposure: To understand what Drive or virtualized Volume failures may affect the health of a block storage element, or conversely what block storage elements are affected by a given Drive failure.

Performance and Loading: To avoid locating frequently accessed Volumes on the same Disk Drive.

Utilization: To avoid locating portions of too many volumes on the same Drive while leaving other drives under utilized.

```

// DESCRIPTION
//
// This recipe defines a mechanism for finding the Primordial Storage Extents
// used by a Storage Volume in an Array or Virtualizer, or a LogicalDisk in
// a Volume Manager or NAS system.
//
// PRE-EXISTING CONDITIONS AND ASSUMPTIONS
// 1. The instance name for an exposable block storage element (e.g.
// StorageVolume, LogicalDisk) of interest has been previously identified as
// $BlockElement->.

// This function recursively searches for the Primordial Storage Extents that
// comprise the specified block storage element.
sub $PrimordialExtents[] findPrimordials(REF $SubjectExtent->) {

    // Get the Extents that are Antecedent to the specified Extent.
    //
    $TargetExtents[] = Associators($SubjectExtent->,
        "CIM_BasedOn",
        "CIM_StorageExtent",
        "Dependent",
        "Antecedent",

```


Extent Composition Subprofile

```
        false,
        false,
        {"Primordial"})

// Examine each Extent at the next level to determine if its Primordial.
#i = 0
for (#j in $TargetExtents[]) {
    if ($TargetExtents[#j].Primordial == true) {
        // The Extent is Primordial, the recursion ends here. Add it to
        // the group of Primordials gathered at this level or below.
        $PrimordialExtents[#i++] = TargetExtents[j]
    } else {
        // The Extent is not Primordial, but it must be based on a
        // sub-hierarchy in which each leaf is a Primordial, so call this
        // function Recursively.
        $SubordinatePrimordialExtents[] =
            &findPrimordials(TargetExtents[#j].getObjectPath())
        if ($SubordinatePrimordialExtents[] == null
            || $SubordinatePrimordialExtents[].length == 0) {
            <ERROR! Found a Leaf Extent that is not a Primordial>
        }

        for (#k in $SubordinatePrimordialExtents[]) {
            // The recursion delivers the bottom for each branch
            // These need to be collected and added into the whole
            $PrimordialExtents[#i++] = SubordinatePrimordialExtents[#k]
        }
    }
}
return ($PrimordialExtents[])
}

// MAIN
// Make initial call to the recursive function.
$PrimordialExtents[] = &findPrimordials($BlockElement-)
if ($PrimordialExtents[] == null || $PrimordialExtents[].length == 0) {
    <ERROR! No Primordials Found>
} else {
    <EXIT: Primordial Extents accumulated>
}
```

14.7 Registered Name and Version

Extent Composition version 1.6.0 (Component Profile)

CIM Schema Version: 2.29

14.8 CIM Elements

Table 350 describes the CIM elements for Extent Composition.

Table 350 - CIM Elements for Extent Composition

Element Name	Requirement	Description
14.8.1 CIM_AssociatedComponentExtent (Pool Component to Concrete Pool)	Mandatory	
14.8.2 CIM_AssociatedRemainingExtent (Pool to its remaining extents)	Mandatory	
14.8.3 CIM_BasedOn (Mid level BasedOn)	Optional	Associates a Storage Extent (Pool Component or Intermediate) to underlying Storage Extents it is based on.
14.8.4 CIM_BasedOn (Top level BasedOn)	Mandatory	Associates a StorageVolume (or LogicalDisk) to the underlying Storage Extent it is based on.
14.8.5 CIM_CompositeExtent (Composite Intermediate)	Optional	Represents a Concrete StorageExtent that is a composite and does not have an AssociatedComponentExtent association to a Concrete StoragePool.
14.8.6 CIM_CompositeExtent (Composite Pool Component)	Optional	Represents a Concrete StorageExtent that is a composite and has an AssociatedComponentExtent association to a Concrete StoragePool.
14.8.7 CIM_CompositeExtentBasedOn	Optional	Associates a Composite Extent representing a striping simple RAID organization such as RAID 0 or RAID 5 to the underlying Storage Extents that it virtualizes.
14.8.8 CIM_ConcreteComponent (Pool Component to Concrete Pool)	Mandatory	Deprecated. Associate the extents that are playing the Pool Component role to their aggregating StoragePool.
14.8.9 CIM_ConcreteComponent (Remaining Extent to Pool)	Mandatory	Deprecated. Associate a remaining extent to the StoragePool for which it represents unused space.
14.8.10 CIM_FilterCollection (Extent Composition Predefined FilterCollection)	Conditional	Experimental. Conditional requirement: Required if the Experimental Indication Profile is supported and the SNIA_IndicationConfigurationCapabilities.SupportedFeatures='5' (Predefined Filter Collections). This is a collection of predefined IndicationFilters to which a client may subscribe.
14.8.11 CIM_HostedCollection (System to predefined Extent Composition IndicationFilters)	Conditional	Experimental. Conditional requirement: Required if the Experimental Indication Profile is supported and the SNIA_IndicationConfigurationCapabilities.SupportedFeatures='5' (Predefined Filter Collections).
14.8.12 CIM_MemberOfCollection (Extent Composition Filter Collection to FilterCollection)	Conditional	Experimental. Conditional requirement: Required if the Experimental Indication Profile is supported and the SNIA_IndicationConfigurationCapabilities.SupportedFeatures='5' (Predefined Filter Collections). This associates the Extent Composition predefined FilterCollection to the FilterCollection for the autonomous profile (e.g., the Array FilterCollection).
14.8.13 CIM_MemberOfCollection (Predefined Filter Collection to Extent Composition Filters)	Optional	Experimental. This associates the Extent Composition predefined FilterCollection to the predefined Filters supported by the implementation.
14.8.14 CIM_StorageExtent (Intermediate)	Optional	Represents a Concrete StorageExtent that is not a composite and does not have an AssociatedComponentExtent association to a Concrete StoragePool.

Table 350 - CIM Elements for Extent Composition

Element Name	Requirement	Description
14.8.15 CIM_StorageExtent (Pool Component)	Optional	Represents a Concrete StorageExtent that is not a composite and has an AssociatedComponentExtent association to a Concrete StoragePool.
14.8.16 CIM_StorageExtent (Remaining)	Optional	Represents a Concrete StorageExtent that identifies unused space in a Concrete StoragePool and has an AssociatedRemainingExtent association to that Concrete StoragePool.
14.8.17 CIM_SystemDevice (Composite Extent System)	Optional	Associates a CompositeExtent to a hosting computer system.
14.8.18 CIM_SystemDevice (Storage Extent System)	Optional	Associates a StorageExtent to a hosting computer system.

14.8.1 CIM_AssociatedComponentExtent (Pool Component to Concrete Pool)

The referenced StorageExtent represents capacity has not been allocated, is allocated in part, or is allocated in its entirety.

Requirement: Mandatory

Table 351 describes class CIM_AssociatedComponentExtent (Pool Component to Concrete Pool).

Table 351 - SMI Referenced Properties/Methods for CIM_AssociatedComponentExtent (Pool Component to Concrete Pool)

Properties	Flags	Requirement	Description & Notes
GroupComponent		Mandatory	The (non-empty) Concrete StoragePool.
PartComponent		Mandatory	The storage extent or composite extent that is a component of the concrete storage pool.

14.8.2 CIM_AssociatedRemainingExtent (Pool to its remaining extents)

The referenced StorageExtent represents the capacity of the StorageExtent on which it is based that was not used in resource allocation.

Requirement: Mandatory

Table 352 describes class CIM_AssociatedRemainingExtent (Pool to its remaining extents).

Table 352 - SMI Referenced Properties/Methods for CIM_AssociatedRemainingExtent (Pool to its remaining extents)

Properties	Flags	Requirement	Description & Notes
GroupComponent		Mandatory	The (non-empty, Concrete or Primordial) StoragePool.
PartComponent		Mandatory	The storage extent that represents free space in the concrete storage pool.

14.8.3 CIM_BasedOn (Mid level BasedOn)

Created By: External
 Modified By: External
 Deleted By: External
 Requirement: Optional

Table 353 describes class CIM_BasedOn (Mid level BasedOn).

Table 353 - SMI Referenced Properties/Methods for CIM_BasedOn (Mid level BasedOn)

Properties	Flags	Requirement	Description & Notes
StartingAddress		Optional	
EndingAddress		Optional	
Dependent		Mandatory	The Storage Extent (Pool Component, Intermediate, Composite Intermediate, Composite Pool Component or Remaining) that is based on underlying extents.
Antecedent		Mandatory	The underlying extents. They may be intermediate or Pool Components and they may be composite or uncomposed.

14.8.4 CIM_BasedOn (Top level BasedOn)

Created By: External
 Modified By: External
 Deleted By: External
 Requirement: Mandatory

Table 354 describes class CIM_BasedOn (Top level BasedOn).

Table 354 - SMI Referenced Properties/Methods for CIM_BasedOn (Top level BasedOn)

Properties	Flags	Requirement	Description & Notes
StartingAddress		Optional	
EndingAddress		Optional	
Dependent		Mandatory	The Storage Volume or Logical Disk that depends on the associated extent.
Antecedent		Mandatory	The extent on which the storage volume or logical disk is based.

14.8.5 CIM_CompositeExtent (Composite Intermediate)

Instances of this class with the discriminator of 'SNIA:Intermediate' and 'SNIA:Composite' are Concrete StorageExtents that are a composite and do not have an AssociatedComponentExtent association to a Concrete StoragePool.

Created By: External
 Modified By: External
 Deleted By: External
 Requirement: Optional

Table 355 describes class CIM_CompositeExtent (Composite Intermediate).

Table 355 - SMI Referenced Properties/Methods for CIM_CompositeExtent (Composite Intermediate)

Properties	Flags	Requirement	Description & Notes
Name	CD	Mandatory	
SystemCreationClassName		Mandatory	
SystemName		Mandatory	
CreationClassName		Mandatory	
DeviceID		Mandatory	
ExtentStatus		Mandatory	
DataRedundancy		Mandatory	
PackageRedundancy		Mandatory	
NoSinglePointOfFailure		Mandatory	
IsBasedOnUnderlyingRedundancy		Mandatory	
IsConcatenated		Mandatory	
ExtentStripeLength		Mandatory	
NumberOfBlocks		Mandatory	
ConsumableBlocks		Mandatory	The number of usable blocks.
BlockSize		Mandatory	
Primordial		Mandatory	This shall be 'false' for extents instantiated in Extent Composition.
ExtentDiscriminator		Mandatory	Experimental. This is array of values that shall contain 'SNIA:Intermediate' and 'SNIA:Composite'.

14.8.6 CIM_CompositeExtent (Composite Pool Component)

Instances of this class with the discriminator of 'SNIA:Pool Component' and 'SNIA:Composite' are Concrete StorageExtents that are a composite and have an AssociatedComponentExtent association to a Concrete StoragePool.

Created By: External

Modified By: External

Deleted By: External

Requirement: Optional

Table 356 describes class CIM_CompositeExtent (Composite Pool Component).

Table 356 - SMI Referenced Properties/Methods for CIM_CompositeExtent (Composite Pool Component)

Properties	Flags	Requirement	Description & Notes
Name	CD	Mandatory	
SystemCreationClassName		Mandatory	

Table 356 - SMI Referenced Properties/Methods for CIM_CompositeExtent (Composite Pool Component)

Properties	Flags	Requirement	Description & Notes
SystemName		Mandatory	
CreationClassName		Mandatory	
DeviceID		Mandatory	
ExtentStatus		Mandatory	
DataRedundancy		Mandatory	
PackageRedundancy		Mandatory	
NoSinglePointOfFailure		Mandatory	
IsBasedOnUnderlyingRedundancy		Mandatory	
IsConcatenated		Mandatory	
ExtentStripeLength		Mandatory	
NumberOfBlocks		Mandatory	
ConsumableBlocks		Mandatory	The number of usable blocks.
BlockSize		Mandatory	
Primordial		Mandatory	This shall be 'false' for extents instantiated in Extent Composition.
ExtentDiscriminator		Mandatory	Experimental. This is array of values that shall contain 'SNIA:Pool Component' and 'SNIA:Composite'.

14.8.7 CIM_CompositeExtentBasedOn

Created By: External

Modified By: External

Deleted By: External

Requirement: Optional

Table 357 describes class CIM_CompositeExtentBasedOn.

Table 357 - SMI Referenced Properties/Methods for CIM_CompositeExtentBasedOn

Properties	Flags	Requirement	Description & Notes
StartingAddress		Optional	
EndingAddress		Optional	
OrderIndex		Mandatory	Indicates the order in which the antecedent extents have blocks striped onto them.
UserDataStripeDepth		Mandatory	The number of blocks written to an Antecedent extent before moving on to the next extent Although this property is on the association class, its values shall be the same for each instance of the association with the same Dependent CompositeExtent.

Table 357 - SMI Referenced Properties/Methods for CIM_CompositeExtentBasedOn

Properties	Flags	Requirement	Description & Notes
Dependent		Mandatory	The composite extent that is based on underlying extents.
Antecedent		Mandatory	The extents on which the composite extent is based. They may be intermediate or pool component extents and they may be either other composite extents or uncomposed extents.

14.8.8 CIM_ConcreteComponent (Pool Component to Concrete Pool)

Deprecated. Associate the extents that are playing the Pool Component role to their aggregating StoragePool. This is Deprecated since its function is better covered by AssociatedComponentExtent.

Created By: External

Modified By: External

Deleted By: External

Requirement: Mandatory

Table 358 describes class CIM_ConcreteComponent (Pool Component to Concrete Pool).

Table 358 - SMI Referenced Properties/Methods for CIM_ConcreteComponent (Pool Component to Concrete Pool)

Properties	Flags	Requirement	Description & Notes
GroupComponent		Mandatory	The (non-empty) Concrete StoragePool.
PartComponent		Mandatory	The storage extent or composite extent that is a component of the concrete storage pool.

14.8.9 CIM_ConcreteComponent (Remaining Extent to Pool)

Deprecated.

Created By: External

Modified By: External

Deleted By: External

Requirement: Mandatory

Table 359 describes class CIM_ConcreteComponent (Remaining Extent to Pool).

Table 359 - SMI Referenced Properties/Methods for CIM_ConcreteComponent (Remaining Extent to Pool)

Properties	Flags	Requirement	Description & Notes
GroupComponent		Mandatory	The (non-empty) StoragePool.
PartComponent		Mandatory	The storage extent that represents unused space in the storage pool.

14.8.10 CIM_FilterCollection (Extent Composition Predefined FilterCollection)

Experimental. This is a collection of predefined IndicationFilters to which a client may subscribe. A Extent Composition implementation shall indicate support for predefined FilterCollections by the SNIA_IndicationConfigurationCapabilities.FeaturesSupported = '5' (Predefined Filter Collections).

Requirement: Required if the Experimental Indication Profile is supported and the SNIA_IndicationConfigurationCapabilities.SupportedFeatures='5' (Predefined Filter Collections).

Table 360 describes class CIM_FilterCollection (Extent Composition Predefined FilterCollection).

Table 360 - SMI Referenced Properties/Methods for CIM_FilterCollection (Extent Composition Predefined FilterCollection)

Properties	Flags	Requirement	Description & Notes
InstanceID		Mandatory	Shall specify the unique identifier for an instance of this class within the Implementation namespace.
CollectionName		Mandatory	The value of CollectionName shall be 'SNIA:Extent Composition:Predefined'.

14.8.11 CIM_HostedCollection (System to predefined Extent Composition IndicationFilters)

Experimental.

Requirement: Required if the Experimental Indication Profile is supported and the SNIA_IndicationConfigurationCapabilities.SupportedFeatures='5' (Predefined Filter Collections).

Table 361 describes class CIM_HostedCollection (System to predefined Extent Composition IndicationFilters).

Table 361 - SMI Referenced Properties/Methods for CIM_HostedCollection (System to predefined Extent Composition IndicationFilters)

Properties	Flags	Requirement	Description & Notes
Dependent		Mandatory	Reference to the predefined FilterCollection for Extent Composition.
Antecedent		Mandatory	Reference to the 'Top level' System.

14.8.12 CIM_MemberOfCollection (Extent Composition Filter Collection to FilterCollection)

Experimental. This associates the Extent Composition predefined FilterCollection to the FilterCollection for the autonomous profile (e.g., the Array FilterCollection).

Requirement: Required if the Experimental Indication Profile is supported and the SNIA_IndicationConfigurationCapabilities.SupportedFeatures='5' (Predefined Filter Collections).

Table 362 describes class CIM_MemberOfCollection (Extent Composition Filter Collection to FilterCollection).

Table 362 - SMI Referenced Properties/Methods for CIM_MemberOfCollection (Extent Composition Filter Collection to FilterCollection)

Properties	Flags	Requirement	Description & Notes
Collection		Mandatory	Reference to the Extent Composition predefined FilterCollection.
Member		Mandatory	Reference to the Extent Composition predefined FilterCollection.

14.8.13 CIM_MemberOfCollection (Predefined Filter Collection to Extent Composition Filters)

Experimental. This associates the Extent Composition predefined FilterCollection to the predefined Filters supported by the implementation.

Requirement: Optional

Table 363 describes class CIM_MemberOfCollection (Predefined Filter Collection to Extent Composition Filters).

Table 363 - SMI Referenced Properties/Methods for CIM_MemberOfCollection (Predefined Filter Collection to Extent Composition Filters)

Properties	Flags	Requirement	Description & Notes
Collection		Mandatory	Reference to the Extent Composition predefined FilterCollection.
Member		Mandatory	Reference to the predefined IndicationFilters of the Extent Composition implementation.

14.8.14 CIM_StorageExtent (Intermediate)

Instances of this class with the discriminator of 'SNIA:Intermediate' are Concrete StorageExtents that are not a composite and do not have an AssociatedComponentExtent association to a Concrete StoragePool.

Created By: External

Modified By: External

Deleted By: External

Requirement: Optional

Table 364 describes class CIM_StorageExtent (Intermediate).

Table 364 - SMI Referenced Properties/Methods for CIM_StorageExtent (Intermediate)

Properties	Flags	Requirement	Description & Notes
SystemCreationClassName		Mandatory	
SystemName		Mandatory	
CreationClassName		Mandatory	
DeviceID		Mandatory	
ExtentStatus		Mandatory	
NumberOfBlocks		Mandatory	
ConsumableBlocks		Mandatory	The number of usable blocks.
BlockSize		Mandatory	
Primordial		Mandatory	This shall be 'false' for extents instantiated in Extent Composition.
ExtentDiscriminator		Mandatory	Experimental. This is array of values that shall contain 'SNIA:Intermediate'.

14.8.15 CIM_StorageExtent (Pool Component)

Instances of this class with the discriminator of 'SNIA:Pool Component' are Concrete StorageExtents that are not a composite and have an AssociatedComponentExtent association to a Concrete StoragePool.

Created By: External

Modified By: External

Deleted By: External

Requirement: Optional

Table 365 describes class CIM_StorageExtent (Pool Component).

Table 365 - SMI Referenced Properties/Methods for CIM_StorageExtent (Pool Component)

Properties	Flags	Requirement	Description & Notes
SystemCreationClassName		Mandatory	
SystemName		Mandatory	
CreationClassName		Mandatory	
DeviceID		Mandatory	
ExtentStatus		Mandatory	
NumberOfBlocks		Mandatory	
ConsumableBlocks		Mandatory	The number of usable blocks.
BlockSize		Mandatory	
Primordial		Mandatory	This shall be 'false' for extents instantiated in Extent Composition.
ExtentDiscriminator		Mandatory	Experimental. This is array of values that shall contain 'SNIA:Pool Component'.

14.8.16 CIM_StorageExtent (Remaining)

Instances of this class with the discriminator of 'SNIA:Remaining' are Concrete StorageExtents that are not a composite and have an AssociatedRemainingExtent association to the Concrete StoragePool for which they represent free space.

Created By: External

Modified By: External

Deleted By: External

Requirement: Optional

Table 366 describes class CIM_StorageExtent (Remaining).

Table 366 - SMI Referenced Properties/Methods for CIM_StorageExtent (Remaining)

Properties	Flags	Requirement	Description & Notes
SystemCreationClassName		Mandatory	
SystemName		Mandatory	
CreationClassName		Mandatory	

Table 366 - SMI Referenced Properties/Methods for CIM_StorageExtent (Remaining)

Properties	Flags	Requirement	Description & Notes
DeviceID		Mandatory	
ExtentStatus		Mandatory	
NumberOfBlocks		Mandatory	
ConsumableBlocks		Mandatory	The number of usable blocks.
BlockSize		Mandatory	
Primordial		Mandatory	This shall be 'false' for extents instantiated in Extent Composition.
ExtentDiscriminator		Mandatory	Experimental. This is array of values that shall contain 'SNIA:Remaining'.

14.8.17 CIM_SystemDevice (Composite Extent System)

Created By: Static

Modified By: Static

Deleted By: Static

Requirement: Optional

Table 367 describes class CIM_SystemDevice (Composite Extent System).

Table 367 - SMI Referenced Properties/Methods for CIM_SystemDevice (Composite Extent System)

Properties	Flags	Requirement	Description & Notes
GroupComponent		Mandatory	A reference to an instance of Computer System.
PartComponent		Mandatory	A reference to an instance of CIM_CompositeExtent (Composite Intermediate or Composite Pool Component) used in this profile.

14.8.18 CIM_SystemDevice (Storage Extent System)

Created By: Static

Modified By: Static

Deleted By: Static

Requirement: Optional

Table 368 describes class CIM_SystemDevice (Storage Extent System).

Table 368 - SMI Referenced Properties/Methods for CIM_SystemDevice (Storage Extent System)

Properties	Flags	Requirement	Description & Notes
GroupComponent		Mandatory	A reference to an instance of Computer System.
PartComponent		Mandatory	A reference to an instance of CIM_StorageExtent (Intermediate, Pool Component or Remaining) used in this profile.

STABLE

DEPRECATED

15 LUN Creation Subprofile

The functionality of the LUN Creation and Pool Manipulation Capabilities, and Settings Subprofiles have been subsumed by the Clause 5: Block Services Package.

The LUN Creation Subprofile is defined in section 7.3.3.11 of SMI-S 1.0.2.

DEPRECATED

DEPRECATED

16 Extent Mapping Subprofile

The functionality of the Extent Mapping Subprofile (Section 7.3.3.5 of SMI-S 1.0.2) has been subsumed by the Extent Composition Subprofile (8.3.1.15).

DEPRECATED

DEPRECATED**17 LUN Mapping and Masking Subprofile**

The LUN Mapping and Masking Subprofile (section 7.3.3.14 in SMI-S 1.0.2) has been replaced by Clause 18: Masking and Mapping Subprofile.

17.1 Compatibility with SMI-S 1.0 clients.

Problems with the functionality and complexity of the LUN Mapping and Masking Subprofile in SMI-S 1.0 required some changes that may not be backwards compatible in the 1.1.0 version. The Mapping and Masking Subprofile now reduces the complexity by replacing the 1.0.2 extrinsic methods and severely constraining the valid combinations of parameters. Additionally, changes made to support non-FC transports and non-SCSI protocols also affect backwards compatibility. Specifically, associating the SCSIProtocolController to a SCSIProtocolEndpoint instead of LogicalPort. SCSIProtocolEndpoint is associated to the LogicalPort. Separating the port from the protocol allows the port to be used with non-SCSI protocols such as IP. Most of the model is identical, but new classes, properties, and methods have been added to simplify it's operation. Some of the old methods are still used in 1.1.0.

Class and association changes to the model for 1.1.0:

- SAPAvailableForElement replaces the ProtocolControllerForPort association
- SCSIProtocolEndpoint replaces LogicalPort
- LogicalPort is associated to SCSIProtocolEndpoint via PortImplementsEndpoint (see 17 LUN Mapping and Masking Subprofile in *Storage Management Technical Specification, Part 3 Common Profiles, 1.6.1 Rev 6*.)
- AuthorizedPrivilege associations to SystemSpecificCollection via AuthorizedSubject associations are no longer allowed

Instrumentation may be able to provide 1.0.2 and 1.0 compliant implementations in a single namespace, if the following conditions are met:

- ProtocolControllerMaskingCapabilities.ProtocolControllerSupportsCollections is false (StorageHardwareID instances are referenced directly by AuthorizedSubject associations).
- There is exactly a 1-1-1 relationship between instance of AuthorizedSubject, AuthorizedPrivilege, and AuthorizedTarget. In other words, Privilege instances cannot be shared.

If these criteria are not met, instrumentation could provide separate 1.0.2 and 1.1.0 implementations in separate CIM namespaces.

DEPRECATED

STABLE**Clause 18: Masking and Mapping Subprofile****18.1 Description**

NOTE See 17.1 for notes on compatibility with the LUN Mapping and Masking Subprofile in SMI-S 1.0.2.

Many disk arrays provide an interface for the administrator to specify which initiators can access what volumes through which target ports. The effect is that the given volume is only visible to SCSI commands that originate from the specified initiators through specific sets of target ports. There may also be a capability to select the SCSI Logical Unit Number as seen by an initiator through a specific set of ports. The ability to limit access is called *Device Masking*; the ability to specify the device address seen by particular initiators is called *Device Mapping* (For SCSI systems, these terms are known as *LUN Masking* and *LUN Mapping*.)

Given a storage system with no LUN masking or mapping, all hosts/initiators see the same elements when they discover a storage system. In a storage system supporting LUN Masking, logical units are masked (hidden) from SCSI initiators (Host Bus Adaptors) by default. The administrator uses the Masking and Mapping Subprofile to determine which logical units are visible (exposed) to specific initiators through which target ports. The LUN masking and mapping interfaces allow an administrator to customize the “view” of elements that are discovered. The effect is that the real storage system appears to be a number of subsets - each subset exposing a view customized for a particular set of initiators.

The management model is built on these “views” of a storage system - each view is a subset of components the administrator exposes to certain hosts - and the classes that model the authorization and access rights.

The model described here is generalized to include access management in disks arrays, virtualization systems, and routers used in tape libraries. The model is also generalized beyond just SCSI and Fibre Channel implementations. Many of the examples and use cases refer to LUN masking in Fibre Channel arrays, but the model is general.

18.1.1 Views and Paths

The key concepts for Device Masking and Mapping are view and path. A “view” is a list of logical units exposed to a list of initiators through a list of target ports, modeled as SCSIProtocolController (SPC) with associated LogicalDevices, StorageHardwareIDs, and SCSIProtocolEndpoints. The logical devices have logical unit numbers and access permissions relative to the view, modeled as DeviceNumber and DeviceAccess properties of the ProtocolControllerForUnit association. A full “path” is a combination of one each logical unit, initiator port, and target port - the concept of path is independent from a CIM model, but a view expresses a combinations of paths that comply with SCSI rules. In essence, an SPC serves as a collection of paths - each initiator ID is granted access to each logical unit through each target port.

In addition, there are partial and invalid states. A partial path is a path missing associations to instances of logical unit, initiator port, or target port. In practice, some arrays do not support partial paths and other arrays support some, but not all, configurations with partial paths. An SPC lacking associations to logical units, initiator ports, or target ports - as required by the underlying implementation - is in an invalid partial path state.

An invalid view state is a combination of classes and associations in the provider that does not map to a committed configuration of the underlying implementation. The 1.0 LUN Masking and Mapping interfaces required clients to perform multiple transactions to achieve a valid view, forcing providers to maintain invalid view states while waiting for the client to complete a sequence of transactions. This created non-interoperability when the providers only supported transactions in a certain order, and when a second client looked at the model before a sequence of transactions was completed.

An SPC with no instances of one type of association (to initiators, targets, or LUs) with support from the instrumentation is in a valid partial path state. The result is that the SPC does not expose any valid SCSI paths. Instrumentation may support these states as convenience to clients - allowing a client to quickly activate/deactivate a configuration by adding/removing associations - or as an intermediate state between multiple ExposePath or HidePath requests. It is not mandatory in SMI-S to support these partial path states, but clients need to understand which partial path states are and are not valid.

18.1.2 Model Elements

The model uses three basic types of objects:

LogicalDevice, the superclass of volumes and tape drives representing SCSI logical units

SCSIProtocolController - models the "view" described above.

SCSIProtocolEndpoint – models the SCSI protocol aspects of a port. A SCSIProtocolEndpoint is associated to one or more ports (modeled as subclasses of LogicalPort). SCSIProtocolEndpoint and classes (such as FCPort) representing ports are part of target port subprofiles.

These objects are related by two associations:

ProtocolControllerForUnit associates a SCSIProtocolController with its LogicalDevices; the controller-relative address (such as a SCSI Logical Unit Number) is modeled as the DeviceNumber property of ProtocolControllerForUnit.

SAPAvailableForElement associates a SCSIProtocolController to one or more SCSIProtocolEndpoints.

In this subprofile, the existence of a ControllerConfigurationService with a ConcreteDependency association to a SCSIProtocolController governs the high-level device mapping and masking policy for that protocol controller.

If the service does not exist, then regardless of host port, the policy is that **SAPAvailableForElement** associates SCSIProtocolController to all SCSIProtocolEndpoints that represent SCSI target behavior (that is, have Role property set to "Target").

If the service is present, then for a particular host port, the policy is that SAPAvailableForElement connects a SCSIProtocolController to a SCSIProtocolEndpoint only when access is explicitly granted.

Figure 85: "Generic System with no Configuration Service" and Figure 86: "Generic System with ControllerConfigurationService" depict an instance diagram of a generic storage system with dual-port access to four logical devices and an implementation with no device mapping and masking services. All

of the LogicalDevices are exposed to all initiators with the same DeviceNumber. Figure 85: "Generic System with no Configuration Service" depicts a configuration with no LUN Masking capabilities.

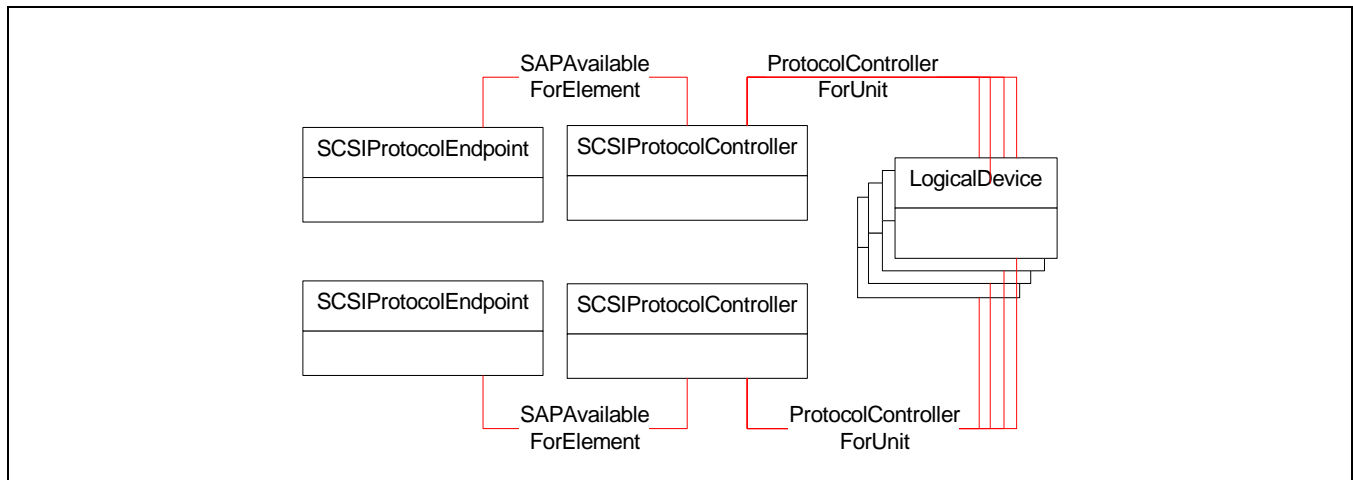


Figure 85 - Generic System with no Configuration Service

Figure 86: "Generic System with ControllerConfigurationService" depicts the same configuration in an implementation with an ControllerConfigurationService defined. In this case, access to the ProtocolController is denied to each host port unless it is specifically granted access.

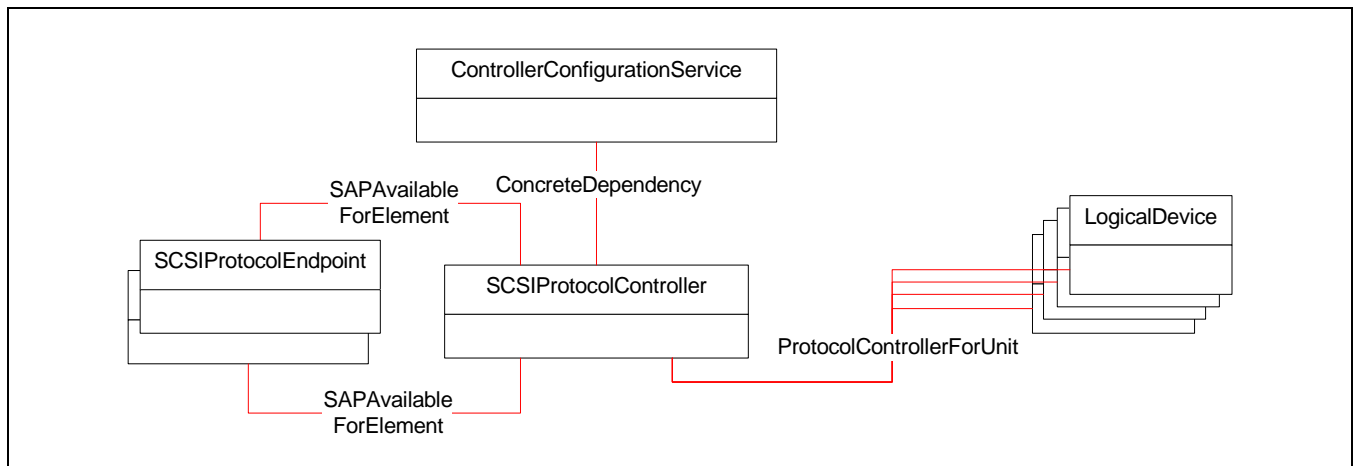


Figure 86 - Generic System with ControllerConfigurationService

The means to grant access is discussed in 18.5.1 "ExposePaths" and also in 18.5.2 "ExposePathsWithNameAndHostType".

18.1.3 SCSIProtocolController Views

Device Masking limits the devices seen by particular host initiators (such as HBAs). For example, when a host discovers a device (using SCSI Report LUNs and Inquiry commands), it may see two of four LogicalDevices, other hosts may see no LogicalDevices, and yet other hosts may only see LogicalDevices through a subset of target ports.

Device Mapping allows the same LogicalDevice to be assigned different DeviceNumber (LUN) as seen by different host HBAs. This would allow each of four LogicalDevices to appear to be Logical Unit zero to four different hosts.

An initiator sees a single view (SCSIProtocolController) through a target port. This view includes LogicalDevices explicitly exposed to specified initiators and “default access” LogicalDevices (that are exposed to all initiators).

An administrator can use the ControllerConfigurationService interfaces to create “views” (SCSIProtocolControllers) of a storage system – each view exposes a subset of components that are intended to behave as a cohesive subset. In particular, a view:

- is associated with a set of LogicalDevices;
- may be exposed to zero or more host ports;
- is associated with one or more target device ports;
- shall not be exposed through a particular host / target port pair that is in use by another view. (In other words, a view corresponds to the logical unit inventory provided by SCSI REPORT LUNS and INQUIRY commands).

For systems where access is granted through all or no target ports (where ProtocolControllerMaskingCapabilities.PortsPerView is set to “All Ports share the same View”), this rule is simpler – an initiator StorageHardwareID shall not be associated with more than one view (SCSIProtocolController).

- each LogicalDevice in a view shall have a unique DeviceNumber (SCSI logical unit number);
- a LogicalDevice may be in multiple views, and in each may be assigned the same or different DeviceNumbers (Logical Units);

The device uses the initiator port identifier to authorize access and to determine the view to present to the HBA. The initiator ID (such as FC Port WWN) is modeled as a subclass of Identity called StorageHardwareID. As used in this subprofile, AuthorizedSubject associates a AuthorizedPrivilege with a StorageHardwareID. As used in this subprofile, AuthorizedTarget associates an AuthorizedPrivilege with a SCSIProtocolController.

In this version of the subprofile, there is exactly a one-to-one-to-one relationship between AuthorizedSubject, AuthorizedPrivilege, and AuthorizedTarget. In other words, for each StorageHardwareID associated to a SCSIProtocolController, there will be unique instances of AuthorizedSubject, AuthorizedPrivilege, and AuthorizedTarget

For each StorageHardwareID relationship to a SCSIProtocolController there shall also be an instance of the AssociatedPrivilege association. The AssociatedPrivilege association is in addition to the instances of AuthorizedPrivilege, AuthorizedSubject and AuthorizedTarget. AuthorizedPrivilege, AuthorizedSubject and AuthorizedTarget are deprecated and will be removed in a future version of the specification. To maintain backward compatibility with the previous versions of SMI-S, the implementation shall continue to provide instances of these classes.

See Figure 87, “Relationship of Initiator IDs, Endpoints, and Logical Units” for the relationship between these classes.

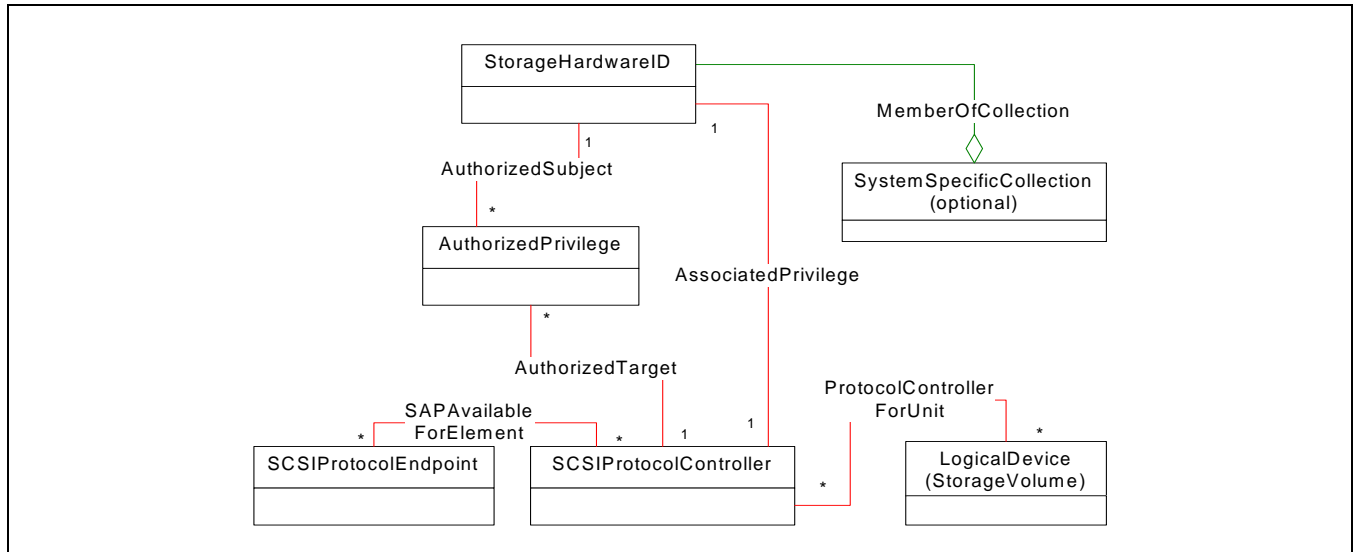


Figure 87 - Relationship of Initiator IDs, Endpoints, and Logical Units

18.1.4 Initiator ID Collections

An implementation may optionally model collections of Initiator IDs. This is modeled as depicted in Figure 87: "Relationship of Initiator IDs, Endpoints, and Logical Units". If the implementation supports collection of initiator IDs, the instrumentation shall set ProtocolControllerMaskingCapabilities.ProtocolControllerSupportsCollections to True

18.1.5 Default View / Default Logical Unit Access

An implementation may expose some logical units to all initiators while restricting access to others. A default LUN exposes the same SCSI logical unit to all initiators, so adding a default LUN requires that the instrumentation assure that no existing logical-unit-view map uses that same logical unit address. Whenever a new SCSIProtocolController is created, it is automatically attached to all default LUNs

This is modeled with a SCSIProtocolController that is associated via AuthorizedTarget to a AuthorizedPrivilege that is associated via AuthorizedSubject to a StorageHardwareID with an Name property set to null (not the zero-length string ""). These are known as **default protocol controllers** - exposing a view that is granted by default to all initiators, regardless or masking rules. If the implementation supports default protocol controllers, the instrumentation shall instantiate at least one default protocol controller when the instrumentation starts. The instrumentation shall reject any client attempt to delete a default protocol controller.

Only one null-name StorageHardwareID is allowed. It is associated to all default SPCs. No other StorageHardwareIDs may be associated to default SPCs. A target port can be associated with at most one default SPC.

For the one null-name StorageHardwareID that is related to each default SCSIProtocolController, there shall be one instance of the AssociatedPrivilege association.

If ProtocolControllerMaskingCapabilities.PortsPerView is not set to “All Ports share the same View”, the instrumentation may support multiple default protocol controllers, but a target port shall not be associated to more than one default protocol controller.

A client requests a logical unit be given default access by associating with the default protocol controller using `ExposeDefaultLUs` method. The instrumentation shall ensure that the requested unit number is not used in any `SCSIProtocolController` connected to target ports associated with the default protocol controller. If the unit number is available, the logical unit is attached to the default protocol controller and all the other protocol controllers that share its target ports. Similarly, a client requests default access be removed from a logical unit by calling `HideDefaultLUs`, passing in a reference to the default protocol controller and the logical unit's ID.

18.1.6 Arbitrary Logical Units

If the implementation supports logical units for management (rather than storage), they shall be modeled with `SCSIArbitraryLogicalUnit`. If these management units are exposed regardless of masking access then they shall be associated to the default protocol controller.

18.1.7 Read-only versus Read-Write access

`ExposePaths` (and `ExposePathsWithNameAndHostType`) includes a `DeviceAccesses` parameter that is used to set the `DeviceAccess` property of `ProtocolControllerForUnit` association.

18.1.8 Read-Only Volumes

An implementation may model a volume that is readable, but not writable to any initiator by setting `StorageVolume.Access` to "Readable" (1).

18.1.9 Finding Volumes that are not Mapped

A `StorageVolume` is considered mapped if it is exposed to an initiator. Instrumentation shall inform clients whether a volume is or is not mapped using the "In-Band Access Granted" value in `StorageVolume.ExtentStatus` array property. If a volume is associated with one or more protocol controllers and one of the associated protocol controllers is associated with one or more `StorageHardwareIDs`, the instrumentation shall set "In-Band Access Granted" in `ExtentStatus`. Otherwise, "In-Band Access Granted" shall not be set.

18.1.10 Limits on Map counts per Logical Unit

`ProtocolControllerMaskingCapabilities.MaximumMapCount` is the maximum number of times the underlying implementation allows a logical unit to be mapped (in other words, the maximum number of `ProtocolControllerForUnit` associations that can be associated to the logical unit represented by the `LogicalDevice` subclass. The instrumentation sets this to 0 if it has no limit.

18.1.11 Deactivated Logical Units

Instrumentation may describe inaccessibility of a logical unit through a path using `ProtocolControllerForUnit.AccessState`. This property may be read, but not written by clients. Possible values are Active, Inactive, "Replication In Progress", and "Mapping Inconsistency".

Since default protocol controllers were not defined in SMI-S 1.0, a client could have created a configuration that does not comply with the SMI-S 1.1.0 semantics (which are intended to mimic SCSI's). Similarly, a non-compliant configuration could have been created using non-SMI-S interfaces. Instrumentation may set `AccessState` to "Mapping Inconsistency" to express these states. A client request to set a valid mapping configuration using `ExposePaths` (or `ExposePathsWithNameAndHostType`) should clear this state and reset `AccessState` to Active.

18.1.12 SCSIProtocolController Properties

Table 369 - SCSIProtocolController Property Description

Property	Description	Impact on ExposePaths (see 1)	Impact on HidePaths
SPCAllowsNoLUs	It is valid to have no LogicalDevices associated with an SPC	If true, LUNames, DeviceNumbers, and DeviceAccesses may be null. If false, LUNames and DeviceAccesses shall be non-null; DeviceNumbers depends on ClientSelectableDeviceNumbers	If true, then all associated LogicalDevices may be specified in LUNames. If false and client specifies names of all associated LUs in LUNames, then see 2
SPCAllowsNoTargets	It is valid to have no target ports associated with an SPC	If true, TargetPortIDs may be null. If false, TargetPortIDs shall be non-null.	If true, then all associated target ports may be specified in TargetPortIDs. If false, and client specifies names of all associated target ports in TargetPortIDs, then see 2
SPCAllowsNoInitiators	In is valid to have no initiator port IDs associated with an SPC	If true, InitiatorPortIDs may be null. If false, InitiatorPortIDs shall be non-null.	If true, then all associated initiator port IDs may be specified in InitiatorPortIDs. If false, and client specifies names of all associated initiator port IDs in InitiatorPortIDs, then see 2
<p>1. This only applies to the "Create a new view" use case for ExposePaths. Note: The method ExposePathsWithNameAndHostType can also be used in place of ExposePaths.</p> <p>2. The result of this HidePaths request would be an invalid partial path state; therefore, the instrumentation shall delete the SPC and all its associations.</p>			

There are two clarifications to the property descriptions in Table 369. If the implementation supports partial path SPCs, the intrinsic DeleteInstance is used to delete an SPC with no full paths. If DeleteInstance is called to delete an SPC with full paths, the instrumentation shall return CIM Error with CIM_ERR_FAILED status code.

18.1.13 Initiator Setting Data

Some storage systems allow a customer (or host-side agent) to provide information about OS hosting initiators. The storage system uses this information to provide OS-specialized behavior (for example, SCSI responses). Being able to identify the OS-specific operating mode ("host mode") of an element (i.e., FCPort or SCSIProtocolController) is essential because there are variances in SCSI communications between different operating systems or even different versions of the same operating system, and having the incorrect "host mode" will cause operations to have degraded performance or even fail. This information is modeled as StorageClientSettingData. StorageClientSettingData.ClientTypes[] is an array of OS names. This array property allows a single StorageClientSettingData instance to apply to multiple OS Types. The StorageClientSettingData instances shall be scoped to a particular ComputerSystem because a CIM server hosting multiple devices will need to distinguish the valid StorageClientSettingData instances for one array from another.

The instrumentation should provide a meaningful name for each StorageClientSettingData instance; typically this will be names already exposed via existing management tools and documentation.

StorageClientSettingData instances are not created by clients; any storage system that provides OS type behavior advertises these instances (via EnumerateInstance and GetInstance) and associates them (using ElementSettingData) with elements previously configured with the setting behavior.

A client can associate StorageHardwareIDs to a StorageClientSettingData instance (when a customer or host agent maps an initiator to an OS type). This is done by specifying the Setting parameter to CreateStorageHardwareID). A client can also associate a StorageClientSettingData instance to a storage system element (such as a Port, a SCSIProtocolController, or a StorageVolume) to request that this element exhibit the setting-specific behavior. This is done by creating a new ElementSettingData association from the element to the StorageClientSettingData instance using the intrinsic CreateInstance method. If any ElementSettingData association between the element and a StorageClientSettingData instance already exists, it shall be deleted by the client before calling CreateInstance. Figure 88: "StorageClientSettingData Model" provides an example.

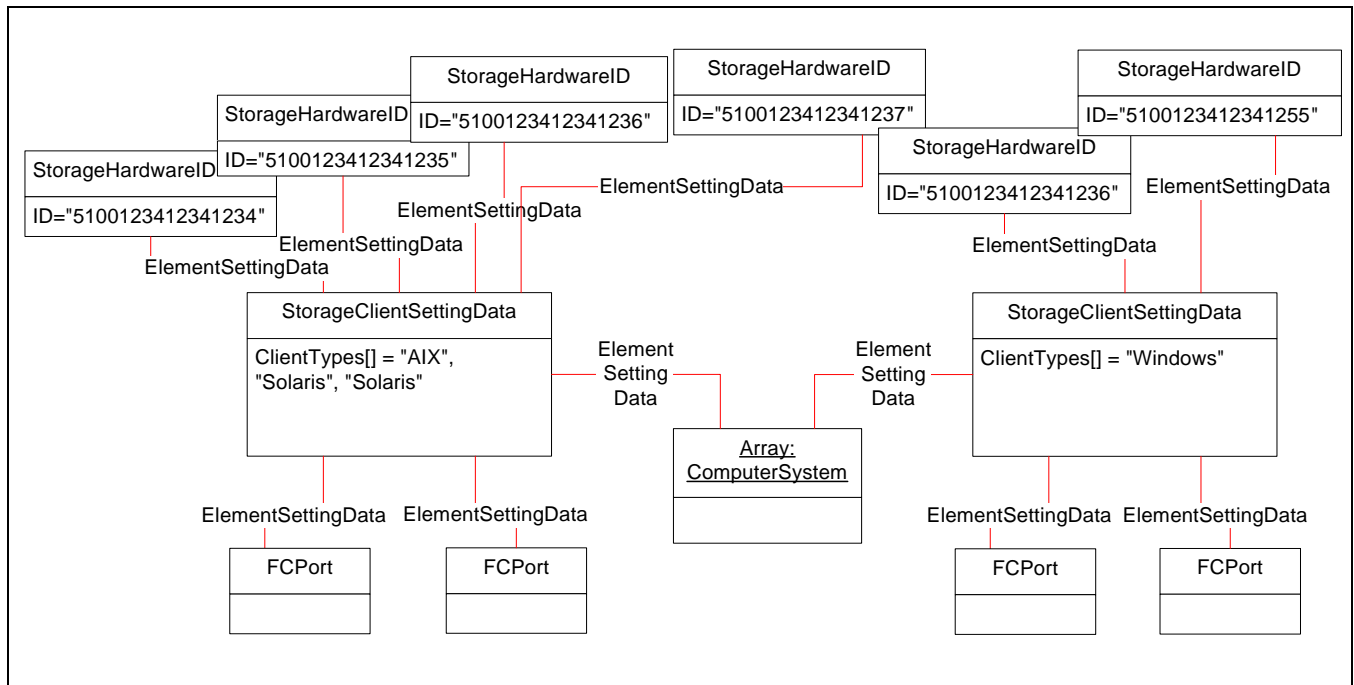


Figure 88 - StorageClientSettingData Model

method. If an instrumentation does not support all of the methods as defined by this subprofile, these properties can help a client determine if there is sufficient support to manage masking and mapping. Any instrumentation that does not support the required methods of this subprofile shall not be considered compliant even if these properties are supported.

18.1.16 Element Naming

The name of a ProtocolController, StorageHardwareID, GatewayPathID, or SystemSpecificCollection may be changed. The existence of the EnabledLogicalElementCapabilities instance associated to the element indicates that the element can be named. If ElementNameEditSupported is set to TRUE, then the ElementName of the associated element name may be modified.

The MaxElementNameLen property indicates the maximum supported ElementName length, and the ElementNameMask property provides the regular expression that expresses the limits of the name; see 18.8.19 for the class definition for EnabledLogicalElementCapabilities for details for this property.

Since the ElementNameMask can describe the maximum length of the ElementName, any length defined in the regexp is in addition to the restriction defined in MaxElementNameLen (causing the smaller value to be the maximum length).

EXPERIMENTAL

The SupportedElementNameCodeSet property of the ImplementationCapabilities instance (associated to top-level ComputerSystem) indicates the supported character code set for the ElementName.

To determine if the implementation supports supplying the ElementName during creation of an element, such as a SCSIProtocolController or a StorageHardwareId, see the method GetElementNameCapabilities in section 18.5.11.1.

EXPERIMENTAL

18.2 Health and Fault Management Considerations

None.

18.3 Cascading Considerations

None.

18.4 Supported Subprofiles, and Packages

None.

18.5 Methods of the Profile

18.5.1 ExposePaths

ExposePaths is used in place of the AssignAccess and AttachDevice methods used in 1.0. The problem with these methods was that they required the clients to perform multiple transactions to achieve a valid view. This forced providers to maintain invalid view states while waiting for the client to complete a sequence of transactions. This also created non-interoperability when the providers only supported transactions in a certain order, and when a second client looked at the model before a sequence of transactions was completed.

ExposePaths performs the mapping and masking operation in one method call. It exposes a list of SCSI logical units (such as RAID volumes or tape drives) to a list of initiators through a list of target ports, through one or more SCSIProtocolControllers (SPCs). Support for the 1.0 equivalent functionality is available by passing in an existing SCSIProtocolController.

There are two modes of operation, create and modify. If a NULL value is passed in for the SPC, then the instrumentation will create at least one SPC that satisfies the request. Depending upon the instrumentation capabilities, more than one SPC may be created. (e.g. if ProtocolControllerMaskingCapabilities.OneHardwareIDPerView is true and more than one initiatorID was passed in, then one SPC per initiatorID will be created). If an SPC is passed in, then the instrumentation attempts to add the new paths to the existing SPC. Depending upon the instrumentation capabilities, this may result in the creation of additional SPCs. The instrumentation shall return an error if honoring this request would violate SCSI semantics.

For creating an SPC, the parameters that need to be specified are dependent upon the SPCAllows* properties in ProtocolControllerMaskingCapabilities. If SPCAllowsNoLUs is false, the caller shall specify a list of LUNames. If it is true, the caller may specify a list of LUNames or may pass in null. If SPCAllowsNoTargets is false and PortsPerView is not 'All Ports share the same view' the caller shall specify a list of TargetPortIDs. If it is true, the caller may specify a list of TargetPortIDs or may pass in null. If SPCAllowsNoInitiators is false, the caller shall specify a list of InitiatorPortIDs. If it is true, the caller may specify a list of InitiatorPortIDs or may pass in null. If LUNames is not null, the caller shall specify the DeviceAccess for each logical unit. If the provider's ProtocolControllerMaskingCapabilities.ClientSelectableDeviceNumbers property is TRUE then the client shall either provide a list of device numbers (LUNs) to use for the paths to be created or pass in NULL. If is false, the client shall pass in NULL for this parameter.

The LUNames, DeviceNumbers, and DeviceAccesses parameters are mutually indexed arrays - any element in DeviceNumbers or DeviceAccesses will set a property relative to the LogicalDevice instance named in the corresponding element of LUNames. LUNames and DeviceAccesses shall have the same number of elements. DeviceNumbers shall be null (asking the instrumentation to assign numbers) or have the same number of elements as LUNames. If these conditions are not met, the instrumentation shall return a 'Invalid Parameter' status.

For modifying an SPC, there are three specific use cases identified. The instrumentation shall support these use cases. Other permutations are allowed, but are vendor-specific. The use cases are: Add LUs to a view, Add initiator IDs to a view, and Add target port IDs to a view.

Add LUs to a view requires that the LUNames parameter not be null and that the InitiatorIDs and TargetPortIDs parameters be null. DeviceNumbers may be null if ClientSelectableDeviceNumbers is false. DeviceAccesses shall be specified.

Add initiator IDs to a view requires that the LUNames parameter be null, that the InitiatorIDs not be null, and that the TargetPortIDs parameters be null. DeviceNumbers and DeviceAccesses shall be null.

Add target port IDs to a view requires that the LUNames and InitiatorPortIDs parameters be null and is only possible if PortsPerView is 'Multiple Ports Per View'. DeviceNumbers and DeviceAccess shall also be null.

If a client calls ExposePaths specifying logical units already associated to the SPC and specifies different DeviceNumber or DeviceAccesses values, the instrumentation shall change these properties in the appropriate ProtocolControllerForUnit instance(s).

When calling ExposePaths where an entry (e.g., LogicalDevice) does not exist, then ExposePaths shall fail and report an error.

There are four valid use cases for ExposePaths - create plus the three modify use cases above. These four use cases and the requirements for parameters are summarized in Table 370.

Table 370 - ExposePath Use Cases

parameters/use cases	LUNames	InitiatorPortIDs	TargetPortIDs	DeviceNumbers	DeviceAccesses	ProtocolControllers (on input)
Create a new view	See 1)	See 1)	See 1) See 2)	See 3)	Mandatory, see 4)	NULL
Add LUs to a view	Mandatory	NULL	NULL	See 3)	Mandatory, see 4)	contains a single SPC ref
Add initiator IDs to a view (see 5)	NULL	Mandatory	NULL	NULL	NULL	contains a single SPC ref
Add target port IDs to a view (see 6)	NULL	NULL	Mandatory	NULL	NULL	contains a single SPC ref
Vendor-specific	As long as all the previous use cases are implemented, the instrumentation may support other vendor-specific combinations of parameters.					
1. Dependent on values of new SPCAllowsNo* capability properties described below 2. If PortsPerView is "All ports share same view", TargetPortIDs parameter shall be null. 3. If ClientSelectableDeviceNumbers is true, shall either be null or have same number of elements as LUNames. If ClientSelectableDeviceNumbers is false, shall be null. 4. shall have same number of elements as LUNames 5. Only valid if OneHardwareIDPerView is false 6. Only valid if PortsPerView is "Multiple Ports per View"						

The relevant rules of SCSI semantics are:

- an SPC shall not be exposed through a particular host/target port pair that is in use by another SPC. (In other words, an SPC and its associated logical units and ports together correspond to the logical unit inventory provided by SCSI REPORT LUNS and INQUIRY commands)
- each LogicalDevice associated to an SPC shall have a unique ProtocolControllerForUnit DeviceNumber (logical unit number)

The instrumentation shall report an error if the client request would violate one of these rules.

If the instrumentation provides PrivilegeManagementService, the results of setting DeviceAccesses shall be synchronized with PrivilegeManagementService as described in the ProtocolControllerForUnit DeviceAccess description (18.8.27 "CIM_ProtocolControllerForUnit").

Implementations that support SCSIProtocolController naming and setting the SCSIProtocolController Host Type can implement the ExposePathsWithNameAndHostType method, as defined in section 18.5.2.

18.5.1.1 Uint32 ExposePaths

OUT CIM_ConcreteJob REF Job

Reference to the job (may be null if no job started)

IN string LUNames[]

An array of IDs of logical unit instances. The LU instances need to already exist. The members of this array shall match the Name property of LogicalDevice instances that represent SCSI logical units. See Table 370, "ExposePath Use Cases" for situations where this parameter may be null.

IN string InitiatorPortIDs[]

IDs of initiator ports. If existing StorageHardwareID instances exist, they shall be used. If no StorageHardwareID instance matches, then one is implicitly created. See Table 370, “ExposePath Use Cases” for situations where this parameter may be null.

IN string TargetPortIDs[]

IDs of target ports. See Table 370, “ExposePath Use Cases” for situations where this parameter may be null.

IN string DeviceNumbers[]

A list of logical unit numbers to assign to the corresponding logical unit in the LUNames parameter. (within the context of the elements specified in the other parameters). If the LUNames parameter is null, then this parameter shall be null. Otherwise, if this parameter is null, all LU numbers are assigned by the hardware or instrumentation. This shall be formatted as unseparated uppercase hexadecimal digits, with no leading “0x”.

IN uint16 DeviceAccesses[]

A list of permissions to assign to the corresponding logical unit in the LUNames parameter. This specifies the permission to assign within the context of the elements specified in the other parameters. Setting this to 'No Access' assigns the DeviceNumbers for the associated initiators, but does not grant read or write access. If the LUNames parameter is not null then this parameter shall be specified.

IN/OUT CIM_SCSIProtocolController REF ProtocolControllers[]

An array of references to SCSIProtocolControllers (SPCs). On input, this can be null, or contain exactly one element; if null on input, the instrumentation will create one or more new SPC instances.

On output, this will be either null (if a job was created) or the set of SPCs affected (those created or modified). or those having some part of the ‘view’ modified, e.g. such as association being created or an AuthorizedPrivilege being created). If a job was started, references to the SPCs affected will be found by following the AffectedJobElement association from the job.

18.5.2 ExposePathsWithNameAndHostType

With SMI-S 1.6.1 and CIM 2.31, the method ExposePathsWithNameAndHostType is available. The method ExposePathsWithNameAndHostType is an expanded version of ExposePaths, with additional parameters, namely, ElementName (a scalar of type string) and StorageClientSettingData (a scalar of type Reference).

ExposePathsWithNameAndHostType allows clients to supply the SCSIProtocolController names into the path exposure operations, as well as to specify the “host information” for a newly created SCSIProtocolController. The host information allows the storage array to “better” prepare the storage elements with the operating system specific requirements.

The `ProtocolControllerMaskingCapabilities.ExposePathsWithNameAndHostTypeSupported` boolean property indicates if the implementation supports the method ExposePathsWithNameAndHostType.

18.5.2.1 Updated StorageClientSettingData

The StorageClientSettingData.ClientTypes has been expanded to include additional entries, such as 19 (VMware ESXi) and 20 (Microsoft Windows Server 2008).

The existing ClientType value 15 (Microsoft windows) is generally used for all variation of Microsoft Windows. However, to take advantage of the additional features of Microsoft Windows Server 2008, ClientType should be set to 20 (Microsoft Windows Server 2008).

18.5.2.2 InitiatorPortID Format

An InitiatorPortID supplied to the `ExposePathsWithNameAndHostType` method may optionally be preceded by the associated Node WWN and a colon (":") separator. For example, "NodeWWN : PortWWN".

NOTE Without the colon separator, it is assumed that the supplied InitiatorPortID is the PortWWN – this is to maintain backward compatibility with the existing implementations.

18.5.2.3 uint32 ExposePathsWithNameAndHostType

The method `ExposePathsWithNameAndHostType` includes all parameters of the method `ExposePaths` with the following additional parameters:

IN string ElementName

The string to be used in the ElementName of the new ProtocolController.

If more than one SCSIProtocolController is created, the supplied ElementName will be used as the prefix for subsequent SCSIProtocolControllers' ElementName. For example, if ElementName is "Foo", the subsequent ElementNames may be "Foo_1", "Foo_2", "Foo_3", etc.

IN CIM_StorageClientSettingData REF ClientSettingData

A reference to the StorageClientSettingData containing the OSType appropriate for this initiator. If left NULL, the instrumentation assumes a standard OSType - i.e., that no OS-specific behavior for this initiator is defined.

On path creation, multiple SCSIProtocolControllers may be created (depending on the implementation). This means, the supplied StorageClientSettingData is applied to all created SCSIProtocolControllers.

For path modifications, since only one SCSIProtocolController may be supplied (as required by `ExposePaths`) the supplied StorageClientSettingData only affects the supplied SCSIProtocolController.

See section 18.5.1.1 for the description of `ExposePaths` parameters.

18.5.3 HidePaths

`HidePaths` is used in place of the `HideAccess` and `DetachDevice` methods used in SMI-S 1.0. The problem with these methods is the same as `AssignAccess` and `AttachDevice`, in that they required the clients to perform multiple transactions to achieve a valid view. This forced providers to maintain invalid view states while waiting for the client to complete a sequence of transactions. This also created non-interoperability when the providers only supported transactions in a certain order, and when a second client looked at the model before a sequence of transactions was completed.

`HidePaths` is the inverse of `ExposePaths`. It hides a list of SCSI logical units (such as RAID volumes or tape drives) from a list of initiators through a list of target ports, through one or more SCSIProtocolControllers (SPCs). Support the 1.0 equivalent functionality is available by passing in an existing SCSIProtocolController.

When hiding logical units, there are three specific use cases identified. The instrumentation shall support these use cases. Other permutations are allowed, but are vendor-specific. The use cases are: Remove LUs from a view, Remove initiator IDs from a view, and Remove target port IDs from a view.

Remove LUs from a view requires that the LUNames parameter not be null and that the InitiatorIDs and TargetPortIDs parameters be null.

Remove initiator IDs from a view requires that the LUNames parameter be null, that the InitiatorIDs not be null, and that the TargetPortIDs parameters be null.

Remove target port IDs from a view requires that the LUNames and InitiatorPortIDs parameters be null.

The disposition of the SPC when the last logical unit, initiator ID, or target port ID is removed depends upon the ProtocolControllerMaskingCapabilities SPCAllowsNo* properties. If SPCAllowsNoLUs is false, then the SPC is automatically deleted when the last logical unit is removed. If SPCAllowsNoTargets is false, then the SPC is automatically deleted when the last target port ID is removed. If SPCAllowsNoInitiators is false, then the SPC is automatically deleted when the last initiator port ID is removed. In all other cases, the SPC needs to be explicitly deleted via the DeleteInstance intrinsic function or via the DeleteProtocolController method. The use cases for HidePaths() are summarized in Table 371.

Table 371 - HidePaths Use Cases

Parameters/use cases	LUNames	InitiatorPortIDs	TargetPortIDs	ProtocolController (on input) see 1
Remove LUs from a view	Mandatory	NULL	NULL	contains a single SPC ref
Remove initiator IDs from a view	NULL	Mandatory	NULL	contains a single SPC ref
Remove target ports from a view (see 2)	NULL	NULL	Mandatory	contains a single SPC ref
Hide full paths from a view	Mandatory	Mandatory	Mandatory	contains a single SPC ref
Vendor-specific	As long as all the previous use cases are implemented, the instrumentation may support other vendor-specific combinations of parameters.			
<ol style="list-style-type: none"> On output, the provider returns a list of refs to SPCs that have been affected (those created or modified or those having some part of the 'view' modified, e.g. such as association being created or deleted an AuthorizedPrivilege being created or deleted). Will be NULL if the SPC is automatically deleted as a result of one or more of the SPCAllowsNoLUs, SPCAllowsNoTargets, or SPCAllowsNoInitiators conditions being met as a result of the HidePaths operation. Only valid if PortsPerView is "Multiple Ports per View" 				

When calling HidePaths where the Port, SPC, StorageHardwareID, or StorageVolume exist, but the association(s) that are being modified don't exist (e.g. calling HidePaths for a volume that is not currently exposed), then HidePaths may return success. The rationale for returning success is the net result of the operation is the same whether or not the association exists, so it is not necessarily considered an error

However, when calling HidePaths where an entry (e.g. Port) does not exist, then HidePaths shall return an error. The difference between this and the above case is that the above has just a connection between instances missing, while this case has an actual instance missing. The net result of the HidePaths operation would be different because HidePaths does not delete the instance (with the exception of the AuthorizedPrivilege), just the association between instances.

18.5.3.1 uint32 HidePaths

OUT CIM_ConcreteJob REF Job

Reference to the job (may be null if no job started)

IN string LUNames[]

An array of IDs of logical unit instances. The LU instances need to already exist. See Table 371, "HidePaths Use Cases" for situations where this parameter may be null.

IN string InitiatorPortIDs[]

IDs of initiator ports. See Table 371, "HidePaths Use Cases" for situations where this parameter may be null.

IN string TargetPortIDs[]

IDs of target ports. See Table 371, "HidePaths Use Cases" for situations where this parameter may be null.

IN/OUT CIM_SCSIProtocolController REF ProtocolControllers[]

An array of references to SCSIProtocolControllers (SPCs). On input, this can be null, or contain exactly one element. The instrumentation will attempt to remove associations (LUNames, InitiatorPortIDs, or TargetPortIDs) from this SPC. Depending upon the specific implementation, the instrumentation may need to create new SPCs with a subset of the remaining associations.

On output, this will be either null (if a job was created or if the SPC was automatically removed per the SPCAllowsNo* rules) or the set of SPCs affected (those created or modified). If a job was started, references to the SPCs affected will be found by following the AffectedJobElement association from the job.

18.5.4 ExposeDefaultLUs

ExposeDefaultLUs is similar to ExposePaths, except ExposeDefaultLUs works with 'default view' SPCs. The 'default view' SPC exposes logical units to all initiators. This SPC is identified by an association to a StorageHardwareID with Name property set to the empty string. ExposeDefaultLUs exposes a list of SCSI logical units (such as RAID volumes or tape drives) through a 'default view' SCSIProtocolController (SPC) through a list of target ports.

As with ExposePaths, there are two modes of operation, create and modify. If a NULL value is passed in for the SPC, then the instrumentation will attempt to create a new default view. If PortsPerView is 'All Ports share the same view', then there is at most one default view SPC. If PortsPerView is not 'All Ports share the same view', then there may be multiple default view SPCs as long as different ports are associated with each. If an SPC is passed in, then the instrumentation adds the new paths to the existing SPC. The instrumentation may return an error if honoring this request would violate SCSI semantics.

For creating a default view SPC, the parameters that need to be specified are dependent upon the SPCAllows* properties in ProtocolControllerMaskingCapabilities. If SPCAllowsNoLUs is false, the caller shall specify a list of LUNames. If it is true, the caller may specify a list of LUNames or may pass in null. If SPCAllowsNoTargets is false, the caller shall specify a list of TargetPortIDs. If it is true, the caller may specify a list of TargetPortIDs or may pass in null. If LUNames is not null, the caller shall specify the DeviceAccess for each logical unit. If the provider's ProtocolControllerMaskingCapabilities ClientSelectableDeviceNumbers property is TRUE then the client shall either provide a list of device numbers (LUNs) to use for the paths to be created or pass in NULL. If is false, the client shall pass in NULL for this parameter.

The LUNames, DeviceNumbers, and DeviceAccesses parameters are mutually indexed arrays - any element in DeviceNumbers or DeviceAccesses will set a property relative to the LogicalDevice instance named in the corresponding element of LUNames. LUNames and DeviceAccesses shall have the same number of elements. DeviceNumbers shall be null (asking the instrumentation to assign numbers) or have the same number of elements as LUNames. If these conditions are not met, the instrumentation shall return a 'Invalid Parameter' status.

For modifying an SPC, there are two specific use cases identified. The instrumentation shall support one and the other is required depending on a how a property is set. Other permutations are allowed, but are vendor-specific.

The required use case is - Add LUs to a default view. Add LUs to a default view requires that the LUNames parameter not be null and that the TargetPortIDs parameters be null. DeviceNumbers may be null if ClientSelectableDeviceNumbers is false. DeviceAccesses shall be specified.

Add target port IDs to a default view is only valid if PortsPerView is set to 'Multiple Ports per View'. It requires that the LUNames, DeviceNumbers, and DeviceAccesses shall also be null. The use cases for ExposeDefaultLUs() are summarized in Table 372.

Table 372 - Use Cases for ExposeDefaultLUs

Parameters / use cases	LUNames	TargetPortIDs	DeviceNumbers	DeviceAccesses	ProtocolControllers (on input)
Create a new default view (see 1)	See 2)	See 2)	See 3)	Mandatory, see 4)	Shall be null
Add LUs to a view	Mandatory	Shall be null	See 3)	Mandatory, see 4)	Shall contain a single SPC ref
Add target port IDs to a view (see 5)	Shall be null	Mandatory	Shall be null	Shall be null	Shall contain a single SPC ref
Vendor-Specific	As long as all the previous use cases are implemented, the instrumentation may support other vendor-specific combinations of parameters.				
<ol style="list-style-type: none"> 1. Only valid if PortsPerView is not "All Ports share the same View" 2. Dependent on values of SPCAllows* capability properties described above 3. If ClientSelectableDeviceNumbers is true, shall either be null or have same number of elements as LUNames. If ClientSelectableDeviceNumbers is false, shall be null. 4. Shall have same number of elements as LUNames 5. Only valid if PortsPerView is "Multiple Ports per View" 					

The relevant rules of SCSI semantics are:

- an SPC shall be exposed through a particular host/target port pair that is in use by another SPC. (In other words, an SPC and its associated logical units and ports together correspond to the logical unit inventory provided by SCSI REPORT LUNS and INQUIRY commands)
- each LogicalDevice associated to an SPC shall have a unique ProtocolControllerForUnit DeviceNumber (logical unit number)

The instrumentation shall report an error if the client request would violate one of these rules.

If the instrumentation provides PrivilegeManagementService, the results of setting DeviceAccesses shall be synchronized with PrivilegeManagementService as described in the ProtocolControllerForUnit DeviceAccess description (18.8.27 "CIM_ProtocolControllerForUnit").

If the instrumentation supports ExposeDefaultLUs then it shall also support HideDefaultLUs.

18.5.4.1 uint32 ExposeDefaultLUs

OUT CIM_ConcreteJob REF Job

Reference to the job (may be null if no job started)

IN string LUNames[]

An array of IDs of logical unit instances. The LU instances shall already exist. The members of this array shall match the Name property of LogicalDevice instances that represent SCSI logical units. See Table 372, "Use Cases for ExposeDefaultLUs" for situations where this parameter may be null.

IN string TargetPortIDs[]

IDs of target ports. See Table 372, "Use Cases for ExposeDefaultLUs" for situations where this parameter may be null.

IN string DeviceNumbers[]

A list of logical unit numbers to assign to the corresponding logical unit in the LUNames parameter. (within the context of the elements specified in the other parameters). If the LUNames parameter is null, then this parameter shall be null. Otherwise, if this parameter is null, all LU numbers are assigned by the hardware or instrumentation. Each element shall be formatted as unseparated uppercase hexadecimal digits, with no leading "0x".

IN uint16 DeviceAccesses[]

A list of permissions to assign to the corresponding logical unit in the LUNames parameter. This specifies the permission to assign within the context of the elements specified in the other parameters. Setting this to 'No Access' assigns the DeviceNumbers for the associated initiators, but does not grant read or write access. If the LUNames parameter is not null then this parameter shall be specified.

IN/OUT CIM_SCSIProtocolController REF ProtocolControllers[]

An array of references to SCSIProtocolControllers (SPCs). On input, this can be null, or contain exactly one element; there may be multiple references on output. If null on input, the instrumentation will create one or more new SPC instances.

On output, this will be either null (if a job was created) or the set of SPCs affected (those created or modified). If a job was started, references to the SPCs affected will be found by following the AffectedJobElement association from the job.

18.5.5 HideDefaultLUs

HideDefaultLUs is similar to HidePaths, except HideDefaultLUs works with 'default view' SPCs. The 'default view' SPC exposes logical units to all initiators. This SPC is identified by an association to a StorageHardwareID with Name property set to the empty string. HideDefaultLUs hides a list of SCSI logical units (such as RAID volumes or tape drives) through a 'default view' SCSIProtocolController (SPC) through a list of target ports.

HideDefaultLUs is the inverse of ExposeDefaultLUs. It hides a list of SCSI logical units (such as RAID volumes or tape drives) from a list of initiators through a list of target ports, through one or more SCSIProtocolControllers (SPCs).

When hiding logical units, there are two specific use cases identified. The use cases are: Remove LUs from a default view and Remove target port IDs from a default view. Remove LUs from a default view requires that the LUNames parameter not be null and that the TargetPortIDs parameter be null. Remove target port IDs from a default view is required if PortsPerView is Multiple Ports per view. It requires that the LUNames parameter be null.

The instrumentation shall support the Remove LUs case and shall support the remove target port IDs if PortsPerView is set to 'Multiple Ports per View'. Other permutations are allowed, but are vendor-specific.

If both LUNames and TargetIDs parameters are non-null and ProtocolControllerMaskingCapabilities.MaximumMapCount is 0, then the instrumentation shall create new SPCs and change associations as necessary to meet the client request and maintain the relevant rules of SCSI in the ExposeDefaultLUs description. If both LUNames and TargetIDs parameters are non-null and ProtocolControllerMaskingCapabilities.MaximumMapCount is greater than 0, then any client that

cannot be honored by changing associations to the specified SPC shall receive a 'Maximum Map Count Error' response. The use cases for HideDefaultLUs are summarized in Table 373

Table 373 - Use Cases for HideDefaultLUs

parameters/ use cases	LUNames	TargetPortIDs	ProtocolController (on input)
Remove LUs from a default view	Mandatory	Shall be null	Mandatory
Remove target ports from a view (see 1)	Shall be null	Mandatory	Mandatory
Vendor-specific	As long as all the previous usecases are implemented, the instrumentation may support other vendor-specific combinations of parameters.		
1. Only valid if PortsPerView is "Multiple Ports per View"			

The disposition of the SPC when the last logical unit or target port ID is removed depends upon the ProtocolControllerMaskingCapabilites SPCAllows* properties. If SPCAllowsNoLUs is false, then the SPC is automatically deleted when the last logical unit is removed. If SPCAllowsNoTargets is false, then the SPC is automatically deleted when the last target port ID is removed. In all other cases, the SPC shall be explicitly deleted via the DeleteInstance intrinsic function.

If the instrumentation supports HideDefaultLUs then it shall also support ExposeDefaultLUs.

18.5.5.1 uint32 HideDefaultLUs

OUT CIM_ConcreteJob REF Job

Reference to the job (may be null if no job started)

IN string LUNames[]

An array of IDs of logical unit instances. The LU instances shall already exist. See Table 373, "Use Cases for HideDefaultLUs" for situations where this parameter may be null.

IN string TargetPortIDs[]

IDs of target ports. See Table 373, "Use Cases for HideDefaultLUs" for situations where this parameter may be null.

IN/OUT CIM_SCSIProtocolController REF ProtocolControllers[]

An array of references to SCSIProtocolControllers (SPCs). On input, this shall contain exactly one element. The instrumentation will attempt to remove associations (LUNames or TargetPortIDs) from this SPC. Depending upon the specific implementation, the instrumentation may need to create new SPCs with a subset of the remaining associations.

On output, this will be either null (if a job was created or if the SPC was automatically removed per the SPCAllowsNo* rules) or the set of SPCs affected (those created or modified). If a job was started, references to the SPCs affected will be found by following the AffectedJobElement association from the job.

18.5.6 CreateStorageHardwareID

CreateStorageHardwareID creates a StorageHardwareID and the ConcreteDependency association between this service and the new StorageHardwareID.

18.5.6.1 Uint32 CreateStorageHardwareID(

IN string ElementName

The ElementName of the new StorageHardwareID instance.

IN string StorageID

StorageID is the value used by the SecurityService to represent identity - in this case, a hardware worldwide unique name.

IN Uint16 IDType

The type of the StorageID property.

IN string OtherIDType

The type of the storage ID, when IDType is 'Other'.

IN CIM_StorageClientSettingData REF Setting

REF to the StorageClientSettingData containing the OSType appropriate for this initiator. If left NULL, the instrumentation assumes a standard OSType - i.e., that no OS-specific behavior for this initiator is defined.

IN CIM_StorageHardwareID REF HardwareID

REF to the new StorageHardwareID instance.

18.5.7 DeleteStorageHardwareID

DeleteStorageHardwareID deletes a StorageHardwareID and the ConcreteDependency association between the ID and the service. If the StorageHardwareID still has associations to AuthorizedPrivilege instances (and thus to ProtocolControllers), then this method shall return an error. The reason is that deleting it without deleting the associations would cause an invalid model. Deleting the Association and AuthorizedPrivilege and SPC would be a very unexpected side effect. The client shall call HidePaths() first to delete these associations.

18.5.7.1 Uint32 DeleteStorageHardwareID

IN CIM_StorageHardwareID REF HardwareID

REF to the StorageHardwareID to delete

18.5.8 CreateHardwareIDCollection

Create a group of StorageHardwareIDs as a new instance of SystemSpecificCollection. This is useful to define a set of authorized subjects that can access volumes in a disk array. This method allows the client to make a request of a specific Service instance to create the collection and provide the appropriate class name. When these capabilities are standardized in CIM/WBEM, this method can be deprecated and intrinsic methods used. In addition to creating the collection, this method causes the creation of the HostedCollection association (to this service's scoping system) and MemberOfCollection association to members of the IDs parameter.

18.5.8.1 uint32 CreateHardwareIDCollection

IN string ElementName

The ElementName to be assigned to the created collection.

IN string HardwareIDs[]

Array of strings containing representations of references to StorageHardwareID instances that will become members of the new collection.

OUT CIM_SystemSpecificCollection REF Collection

The new instance of SystemSpecificCollection that is created.

18.5.9 AddHardwareIDsToCollection

Create MemberOfCollection instances between the specified Collection and the StorageHardwareIDs. This method allows the client to make a request of a specific Service instance to create the associations. When these capabilities are standardized in CIM/WBEM, this method can be deprecated and intrinsic methods used.

18.5.9.1 uint32 AddHardwareIDsToCollection

IN string HardwareIDs[]

Array of strings containing representations of references to StorageHardwareID instances that will become members of the collection.

IN CIM_SystemSpecificCollection REF Collection

The Collection which groups the StorageHardwareIDs.

EXPERIMENTAL

18.5.10 DeleteProtocolController

DeleteProtocolController deletes the ProtocolController and all associations connected directly to this ProtocolController. It shall also delete any AuthorizedPrivilege instances associated to this ProtocolController as otherwise they would be left dangling. Since this subprofile does not have the notion of child ProtocolControllers, the DeleteChildrenProtocolControllers parameter shall be false. If the DeleteLogicalUnits parameter is True, the provider also deletes LogicalDevice instances associated via ProtocolControllerForUnit to this ProtocolController. LogicalDevice instances shall only be deleted when they are not part of any other ProtocolControllerForUnit associations. Whether or not the volumes may be deleted shall be determined by the instrumentation's support for the ReturnToStoragePool method in Block Services.

18.5.10.1 Uint32 DeleteProtocolController(

IN CIM_ProtocolController REF ProtocolController

ProtocolController to be deleted.

IN boolean DeleteChildrenProtocolControllers

If true, the management instrumentation provider will also delete 'child' ProtocolControllers (i.e., those defined as Dependent references in instances of AssociatedProtocolController where this ProtocolController is the Antecedent reference). Also, all direct associations involving the 'child' ProtocolControllers will be removed.

IN boolean DeleteUnits

If true, the management instrumentation provider will also delete LogicalDevice instances associated via ProtocolControllerForUnit, to this ProtocolController and its children. (Note that 'child' controllers will only be affected if the DeleteChildrenProtocolControllers input parameter is TRUE). LogicalDevice instances are only deleted if there are NO remaining ProtocolControllerForUnit associations, to other ProtocolControllers.

EXPERIMENTAL

18.5.11 GetElementNameCapabilities

This method of the ProtocolControllerMaskingCapabilities class indicates if the implementation supports element naming during creation of an element.

Additionally, this method indicates the supported methods to modify the ElementName of existing storage elements.

18.5.11.1 uint32 GetElementNameCapabilities(

```
[IN,
  ValueMap { "2", "3", "..", "0x8000.." },
  Values { "StorageHardwareID", "SCSIProtocolController",
    "DMTF Reserved", "Vendor Specific" } ]
uint16 ElementType,
  [IN]
CIM_ManagedElement REF Goal,
  [OUT,
  ValueMap { "2", "3", "4",
    "..", "32768..65535" },
  Values { "ElementName can be supplied during creation",
    "ElementName can be modified with InvokeMethod",
    "ElementName can be modified with intrinsic method",
    "DMTF Reserved", "Vendor Specific" } ]
uint16 SupportedFeatures[],
  [OUT]
uint16 MaxElementNameLen,
  [OUT]
string ElementNameMask );
```

The parameters are:

- **ElementType:** (required) This enumeration specifies the type of object.
- **Goal:** Currently this parameter is not used in this profile and it can be set to Null.
- **SupportedFeatures:** This OUT parameter is an array indicating what methods can accept the element name for creation or modification of a storage element. For example, the value of "ElementName can be supplied during creation" indicates the method such as ControllerConfigurationService.ExposePathsWithNameAndHostType accepts the ElementName when creating a new SCSIProtocolController. An empty array indicates ElementNaming for ElementType is not supported.
- **MaxElementNameLen:** This OUT parameter specifies the maximum supported ElementName length.
- **ElementNameMask:** This OUT parameter expresses the restrictions on ElementName. The mask is expressed as a regular expression. See DMTF standard ABNF with the Management Profile Specification Usage Guide, Annex C for the regular expression syntax permitted. Since the ElementNameMask can describe the maximum length of the ElementName, any length defined in the regexp is in addition to the restriction defined in MaxElementNameLen (causing the smaller value to be the maximum length). If NULL, it indicates no restrictions on the ElementName.

This method returns the following statuses:

0 - "Completed with No Error"

The method has completed immediately with no errors.

1 - "Not Supported"

This method is not supported at this time.

3 - "Timeout"

4 - "Failed"

5 - "Invalid Parameter"

One or more of the parameters are invalid

EXPERIMENTAL

18.6 Client Considerations and Recipes

18.6.1 Expose and Hide LUNs

```
// DESCRIPTION:
//
// Test the accuracy of the Masking and Mapping
//
// PRE-EXISTING CONDITIONS AND ASSUMPTIONS
//
// 1. A reference to a storage element, a Storage Volume or Logical Disk
//    is defined in the $StorageElement-> variable
//    This storage element must not already be masked to any initiator
// 2. The WWN of two different Initiator Ports to be masked to is defined in the
//    #InitiatorWWN1 and #InitiatorWWN2 variables.
// 3. The value of
//    CIM_ProtocolControllerMaskingCapabilities.ClientSelectableDeviceNumbers
//    is stored in #ClientSelectableDeviceNumbers
// 4. If #ClientSelectableDeviceNumbers is TRUE, the device number to be used
//    for mapping is defined in #DeviceNumber.
// 5. The value of CIM_ProtocolControllerMaskingCapabilities.PortsPerView is
//    stored in #PortsPerView
// 6. If #PortsPerView != 4 (All ports share the same view), the target port WWN
//    is contained in the #TargetPortWWN variable.
// 7. The ControllerConfigurationService has been found and the object path
//    value is stored in $ControllerConfigService->
//
// 8. The value of CIM_ProtocolControllerMaskingCapabilities.OneHardwareIDPerView
//    is
//
//    stored in #OneHardwareIDPerView
// 9. (If CIM_ProtocolControllerMaskingCapabilities.ExposePathsSupported is null)
//    OR
```

Masking and Mapping Subprofile

```
//      ((If CIM_ProtocolControllerMaskingCapabilities.ExposePathsSupported is NOT
//              null) AND
//      (CIM_ProtocolControllerMaskingCapabilities.ExposePathsSupported is true))

// Determine if there is a job created by method
// and wait for the job to complete
// Input:
//      #ReturnCode : The return code of the method
//      $ConcreteJob-> :The output parameter that may have a ConcreteJob REF.
// This method will return control if the recipe was not exited because of error
sub void WaitForJob(#ReturnCode, $ConcreteJob->) {
    if (4096 == #ReturnCode) {
        if ($ConcreteJob-> != null) {
            /*Wait until the completion of the job using $ConcreteJob-> as
            a filter Verify that the OperationalStatus contains 2 ("OK"),
            or 17 ("Completed") */
            $JobInstance = GetInstance($ConcreteJob->,
                false, false, false, null)
            if ($JobInstance.JobState != 7) { // 7 - Completed
                <ERROR! Job failed! >
            }
        } else {
            <ERROR! Missing Job reference>
        }
    }
}

// Step 1. Subscribe for indications on the Job

// Job success -- Status is '17' ("Completed") and '2' ("OK")

#Filter1 = "SELECT FROM CIM_InstModification

           WHERE SourceInstance ISA CIM_ConcreteJob

           AND ANY SourceInstance.OperationalStatus[*] = 17

           AND ANY SourceInstance.OperationalStatus[*] = 2 "

// Determine if the Indication already exists

// If it doesn't, create it

// Job failure -- Status is '17' ("Completed") and '6' ("Error")
```

Masking and Mapping Subprofile

```
#Filter2 = "SELECT * FROM CIM_InstModification

        WHERE SourceInstance ISA CIM_ConcreteJob

        AND ANY SourceInstance.OperationalStatus[*] = 17

        AND ANY SourceInstance.OperationalStatus[*] = 6 "

// Determine if the Indication already exists

// If it doesn't, create it

// Step 2. Expose a new LUN to an initiator
$StorageElement = GetInstance($StorageElement->,
    false, false, false, {"Name"})
%InputArguments["LUNames"] = {$StorageElement.Name}
%InputArguments["InitiatorPortIDs"] = {#InitiatorWWN1}

if (#PortsPerView != 4) { // 4 = All ports share the same view
    %InputArguments["TargetPortIDs"] = {#TargetPortWWN}
}

if (#ClientSelectableDeviceNumbers == TRUE) {
    %InputArguments["DeviceNumbers"] = {#DeviceNumber}
    %InputArguments["DeviceAccesses"] = {2} // Read-Write
}
else {
    %InputArguments["DeviceNumbers"] = NULL
    %InputArguments["DeviceAccesses"] = NULL
}

#ReturnCode = InvokeMethod($ControllerConfigService->,
    "ExposePaths",
    %InputArguments,
    %OutputArguments)
// 0 is "Success" and 4096 is "Method Parameters Checked - Job Started"
if (#ReturnCode != 0 || #ReturnCode != 4096) {
    <ERROR! Method failure>
}

$MMJob-> = %OutputArguments["Job"]
if ($MMJob-> == null) {
    $CreatedOrModifiedSPCs->[] = %OutputArguments["ProtocolControllers"]
}
else {
    // Wait until job is finished
```

Masking and Mapping Subprofile

```
&WaitForJob(#ReturnCode, $MMJob->)

// Now get the SPCs
$CreatedOrModifiedSPCs->[] = Associators(
    $MMJob->,
    "CIM_AffectedJobElement",
    "CIM_ProtocolController",
    "AffectingElement",
    "AffectedElement",
    false, false, null)
}

// Verify results
if ($CreatedOrModifiedSPCs->[].length == 0) {
    <ERROR! There must be one or more SPC created or modified>
}

#Found = false
for #i in $CreatedOrModifiedSPCs->[] {
    $CheckSPCForUnits[] = References($CreatedOrModifiedSPCs->[#i],
        "CIM_ProtocolControllerForUnit",
        "Antecedent",
        false, false, null)
    for #u in $CheckSPCForUnits[] {
        if (#ClientSelectableDeviceNumbers == TRUE) {
            if ($CheckSPCForUnits[#u].DeviceNumber != #DeviceNumber ||
                $CheckSPCForUnits[#u].DeviceAccess != 2) {
                // no match found try next one (if any)
                continue
            }
        }
    }

    // Validate Initiator ID
    $CheckAuthTargets->[] = AssociatorNames($CheckSPCForUnits[#u].Antecedent,
        "CIM_AuthorizedTarget",
        "CIM_AuthorizedPrivilege",
        null, null)

    for #k in $CheckAuthTargets->[] {
        $StorageHWIDs[] = Associators($CheckAuthTargets->[#k],
            "CIM_AuthorizedSubject",
            "CIM_StorageHardwareID",
            null, null, false, false, null)
        for #j in $StorageHWIDs[] {
            if ($StorageHWIDs[#j].StorageID == #InitiatorWWN1) {
                #Found = true
                break
            }
        }
    }
}
```

Masking and Mapping Subprofile

```
    }
  }
  if (#Found == true) {
    break
  }
}
// Validate StorageElement
if (#Found == true) { // If we didn't find initiator then don't bother
  $CheckStorageElement = GetInstance($CheckSPCForUnits[#u].Dependent,
    false, false, false, null)
  if ($StorageElement.Name != $CheckStorageElement.Name) {
    <ERROR! Masked and Mapped Storage Element not found>
  }
}
}
}
if (#Found == false) {
  <ERROR! Created mapping and masking was not found>
}
// Note: since we created one SPC, there should only be one entry here
$AllCreatedOrModifiedSPCs->[] = $CreatedOrModifiedSPCs->[]

// Step 3. Expose a currently exposed LUN to a different initiator

if (#OneHardwareIDPerView == FALSE) {
  %InputArguments["LUNames"] = NULL
  %InputArguments["InitiatorPortIDs"] = {#InitiatorWWN2}
  %InputArguments["TargetPortIDs"] = NULL
  %InputArguments["DeviceAccesses"] = NULL
  // Note: ExposePaths on a modify operation takes an array containing
  // one and only one SPC, which is what we have here
  %InputArguments["ProtocolControllers"] = { $CreatedOrModifiedSPCs->[0]}

  #ReturnCode = InvokeMethod($ControllerConfigService->,
    "ExposePaths",
    %InputArguments,
    %OutputArguments)
  // 0 is "Success" and 4096 is "Method Parameters Checked - Job Started"
  if (#ReturnCode != 0 || #ReturnCode != 4096) {
    <ERROR! Method failure>
  }
}

$MMJob-> = %OutputArguments["Job"]
if ($MMJob-> == null) {
  $CreatedOrModifiedSPCs->[] = %OutputArguments["ProtocolControllers"]
}
```

Masking and Mapping Subprofile

```
}
else {
    // Wait until job is finished
    &WaitForJob(#ReturnCode, $MMJob->)

    // Now get the SPCs
    $CreatedOrModifiedSPCs->[] = Associators($MMJob->,
        "CIM_AffectedJobElement",
        "CIM_ProtocolController",
        "AffectingElement",
        "AffectedElement",
        false, false, null)
}

// Verify results
if ($CreatedOrModifiedSPCs->[].length == 0) {
    <ERROR! There must be one or more SPC created or modified>
}

#Found = false
for #i in $CreatedOrModifiedSPCs->[] {
    $CheckSPCForUnits[] = References($CreatedOrModifiedSPCs->[#i],
        "CIM_ProtocolControllerForUnit",
        "Antecedent",
        false, false, null)
    for #u in $CheckSPCForUnits[] {
        // Validate Initiator ID
        $CheckAuthTargets->[] =
            AssociatorNames($CheckSPCForUnits[#u].Antecedent,
                "CIM_AuthorizedTarget",
                "CIM_AuthorizedPrivilege",
                null, null)
        for #k in $CheckAuthTargets->[] {
            $StorageHWIDs[] = Associators($CheckAuthTargets->[#k],
                "CIM_AuthorizedSubject",
                "CIM_StorageHardwareID",
                null, null, false, false, null)
            for #j in $StorageHWIDs[] {
                if ($StorageHWIDs[#j].StorageID == #InitiatorWWN2) {
                    #Found = true
                    break
                }
            }
        }
        if (#Found == true) {
            break
        }
    }
}
}
```

Masking and Mapping Subprofile

```
// Validate StorageElement
if (#Found == true) { // If we didn't find initiator then don't bother
    $CheckStorageElement =
        GetInstance($CheckSPCForUnits[#u].Dependent,
                    false, false, false, null)
    if ($StorageElement.Name != $CheckStorageElement.Name) {
        <ERROR! Masked and Mapped Storage Element not found>
    }
}
}
}
if (#Found == false) {
    <ERROR! Created mapping and masking was not found>
}

$AllCreatedOrModifiedSPCs->[] = $AllCreatedOrModifiedSPCs->[] +
    $CreatedOrModifiedSPCs->[]
/* Current contents of $AllCreatedOrModifiedSPCs->[] array
   plus any new, unique SPC REFS */
} // if #OneHardwareIDPerView == FALSE

// Step 4. Hide the paths previously exposed
// Since we can only pass in one SPC to HidePaths, we need to loop
// through the SPCs and call HidePaths for each one

$ModifiedSPCs->[] = null

for #spc in $AllCreatedOrModifiedSPCs->[] {
    $StorageElement = GetInstance($StorageElement->,
        false, false, false, {"Name"})
    %InputArguments2["LUNames"] = {$StorageElement.Name}

    if (#OneHardwareIDPerView == FALSE) {
        %InputArguments2["InitiatorPortIDs"] = {#InitiatorWWN1,#InitiatorWWN2}
    }

    else {

        %InputArguments2["InitiatorPortIDs"] = {#InitiatorWWN1}
    }
}
```

Masking and Mapping Subprofile

```
if (#PortsPerView != 4) { // All ports share the same view
    %InputArguments["TargetPortIDs"] = {#TargetPortWWN}
}

%InputArguments2["ProtocolControllers"] = {$AllCreatedOrModifiedSPCs->[#spc]}

#ReturnCode = InvokeMethod($ControllerConfigService->,
    "HidePaths",
    %InputArguments2, %OutputArguments2)
// 0 is "Success" and 4096 is "Method Parameters Checked - Job Started"
if(#ReturnCode != 0 || #ReturnCode != 4096) {
    <ERROR! Method failure>
}

// Save any SPCs returned for later validation

$MMJob-> = %OutputArguments["Job"]
if ($MMJob == null) {

    $ModifiedSPCs->[] = %OutputArguments["ProtocolControllers"]

}
else {
    // Wait until job is finished
    &WaitForJob(#ReturnCode, $MMJob->)

    // Now get the SPCs

    $CreatedOrModifiedSPCs->[] = Associators(

        $MMJob->,

        "CIM_AffectedJobElement",

        "CIM_ProtocolController",

        "AffectingElement",

        "AffectedElement",

        false,
```


Masking and Mapping Subprofile

```
        false,

        null)

$ModifiedSPCs->[] = $ModifiedSPCs->[] + $CreatedOrModifiedSPCs->[]

/* Current contents of $ModifiedSPCs->[] array
   plus any new, unique SPC REFS from $CreatedOrModifiedSPCs->[]

       this list may be null */
}

}

// Verify results
#Found = false

// See if the storage element is still associated to one of the SPCs
$CheckSPCs->[] = AssociatorNames($StorageElement->,
                                "CIM_ProtocolControllerForUnit",
                                "CIM_ProtocolController",

                                // Assumes StorageElement LogicalDevice
                                null, null)
for #x in $CheckSPCs->[] {
    for #i in $ModifiedSPCs->[] {
        if($CheckSPCs->[#x].DeviceID == $ModifiedSPCs->[#i].DeviceID) {
            #Found = true

            break
        }
    }

    if (#Found == true) {

        <ERROR! Element still mapped>
    }
}

// See if the Initiator WWNs are still associated to one of the SPCs

for #i in $ModifiedSPCs->[] {
    $CheckAuthPrivilege->[] = AssociatorNames($ModifiedSPCs->[#i],
                                                "CIM_AuthorizedTarget",
```

Masking and Mapping Subprofile

```
        "CIM_AuthorizedPrivilege",
        null, null)

for #k in $CheckAuthPrivilege->[] {
    $StorageHWIDs[] = Associators($CheckAuthPrivilege->[#k],
        "CIM_AuthorizedSubject",
        "CIM_StorageHardwareID",
        null, null, false, false, { "StorageID" })

    for #j in $StorageHWIDs[] {
        if($StorageHWIDs[#j].StorageID == #InitiatorWWN1 ||

            $StorageHWIDs[#j].StorageID == #InitiatorWWN2 ) {
            #Found = true
            break
        }
    }

    if(#Found == true) {

        break // CheckAuthTargets loop
    }

}

if(#Found == true) {
    <ERROR! Element still masked>
}
}
```

18.6.2 Set Host Mode for a Port

```
// DESCRIPTION:

//

// Associate a ElementSettingData to a Port

// In this use case, the client wishes to set the FCPort to a specific

// OS-type.

// 1. Find a StorageClientSettingData instance to uses by enumerating

// all instances of StorageClientSettingData scoped to that

// ComputerSystem
```

Masking and Mapping Subprofile

```
// 2. Identify the Port to use

// 3. Find the existing ElementSettingData association (if any),

// 4. Delete it via DeleteInstance

// 5. Create a new one from the Port to the

//   StorageClientSettingData via CreateInstance

// PRE-EXISTING CONDITIONS AND ASSUMPTIONS

//

// 1. The StorageClientSettingData instance to use has been identified

//   and its reference stored in $ClientSettingData->

// 2. A Port has been identified and the reference stored in

//   $Port->

// Step 1. Delete any existing ElementSettingData association

$ExistingAssocs[] = Associators(

    $Port->,

    "CIM_ElementSettingData",

    "CIM_StorageClientSettingData",

    "ManagedElement",

    "SettingData",

    false, false, null)

for #i in $ExistingAssocs[] {

    $ObjectPath-> = $ExistingAssocs[#i].getObjectPath()
```

```
#Result = DeleteInstance($ObjectPath->)
}

// Step 2. Associate the Port to the new setting

$instance = newInstance("CIM_ElementSettingData")

$instance.ManagedElement = $Port->

$instance.SettingData = $ClientSettingData->

$CreatedInst-> = CreateInstance($instance)
```

18.6.3 Set Host Mode for a ProtocolController

```
// DESCRIPTION:

//

// Associate a ElementSettingData to a ProtocolController

// In this use case, the client wishes to set the ProtocolController

// to a specific OS-type.

// 1. Find a StorageClientSettingData instance to uses by enumerating

// all instances of StorageClientSettingData scoped to that

// ComputerSystem

// 2. Identify the ProtocolController to use

// 3. Find the existing ElementSettingData association (if any),

// 4. Delete it via DeleteInstance

// 5. Create a new one from the ProtocolController to the
```

Masking and Mapping Subprofile

```
// StorageClientSettingData via CreateInstance

// PRE-EXISTING CONDITIONS AND ASSUMPTIONS

//

// 1. The StorageClientSettingData instance to use has been identified

// and its reference stored in $ClientSettingData->

// 2. A ProtocolController has been identified and the reference stored in

// $SPC->

// Step 1. Delete any existing ElementSettingData association

$ExistingAssocs[] = Associators(

    $SPC->,

    "CIM_ElementSettingData",

    "CIM_StorageClientSettingData",

    "ManagedElement",

    "SettingData",

    false, false, null)

for #i in $ExistingAssocs[] {

    $ObjectPath-> = $ExistingAssocs[#i].getObjectPath()

    #Result = DeleteInstance($ObjectPath->)

}

// Step 2. Associate the ProtocolController to the new setting
```

```

$instance = newInstance("CIM_ElementSettingData")

$instance.ManagedElement = $SPC->

$instance.SettingData = $ClientSettingData->

$CreatedInst-> = CreateInstance($instance)

```

18.7 Registered Name and Version

Masking and Mapping version 1.4.0 (Component Profile)

18.8 CIM Elements

Table 374 describes the CIM elements for Masking and Mapping.

Table 374 - CIM Elements for Masking and Mapping

Element Name	Requirement	Description
18.8.1 CIM_AuthorizedPrivilege	Mandatory	
18.8.2 CIM_AuthorizedSubject	Mandatory	
18.8.3 CIM_AuthorizedTarget	Mandatory	
18.8.4 CIM_ConcreteDependency (Associates ControllerConfiguirationService and ProtocolController)	Mandatory	
18.8.5 CIM_ConcreteDependency (Associates PrivilegeManagementService and AuthorizedPrivilege)	Mandatory	
18.8.6 CIM_ConcreteDependency (Associates StorageHardwareIDManagementService and StorageHardwareID)	Mandatory	
18.8.7 CIM_ConcreteDependency (Associates StorageHardwareIDManagementService and SystemSpecificCollection)	Conditional	Conditional requirement: Implementation support for collections of StorageHardwareIDs.
18.8.8 CIM_ControllerConfigurationService	Mandatory	
18.8.9 CIM_ElementCapabilities (EnabledLogicalElementCapabilities to ControllerConfigurationService)	Optional	Associates EnabledLogicalElementCapabilities with ControllerConfigurationService.
18.8.10 CIM_ElementCapabilities (EnabledLogicalElementCapabilities to ProtocolController)	Optional	Expressed the ability for the element to be named or have its state changed.
18.8.11 CIM_ElementCapabilities (EnabledLogicalElementCapabilities to StorageHardwareID)	Optional	Associates EnabledLogicalElementCapabilities to StorageHardwareID.

Table 374 - CIM Elements for Masking and Mapping

Element Name	Requirement	Description
18.8.12 CIM_ElementCapabilities (EnabledLogicalElementCapabilities to StorageHardwareIDManagementService)	Optional	Associates EnabledLogicalElementCapabilities with StorageHardwareIDManagementService.
18.8.13 CIM_ElementCapabilities (EnabledLogicalElementCapabilities to SystemSpecificCollection)	Conditional	Conditional requirement: Implementation support for collections of StorageHardwareIDs. Associates EnabledLogicalElementCapabilities and SystemSpecificCollection.
18.8.14 CIM_ElementCapabilities (System to ProtocolControllerMaskingCapabilities)	Mandatory	
18.8.15 CIM_ElementSettingData (Associates ComputerSystem and StorageClientSettingData)	Mandatory	
18.8.16 CIM_ElementSettingData (Associates Port and StorageClientSettingData)	Optional	
18.8.17 CIM_ElementSettingData (Associates ProtocolController and StorageClientSettingData)	Optional	
18.8.18 CIM_ElementSettingData (Associates StorageHardwareID and StorageClientSettingData)	Optional	
18.8.19 CIM_EnabledLogicalElementCapabilities	Optional	This class is used to express the naming and possible requested state change possibilities for storage elements.
18.8.20 CIM_HostedCollection	Conditional	Conditional requirement: Implementation support for collections of StorageHardwareIDs.
18.8.21 CIM_HostedService (Associates ComputerSystem and ControllerConfigurationService)	Mandatory	
18.8.22 CIM_HostedService (Associates ComputerSystem and PrivilegeManagementService)	Mandatory	
18.8.23 CIM_HostedService (Associates ComputerSystem and StorageHardwareIDManagementService)	Mandatory	
18.8.24 CIM_MemberOfCollection	Conditional	Conditional requirement: Implementation support for collections of StorageHardwareIDs.
18.8.25 CIM_PrivilegeManagementService	Mandatory	
18.8.26 CIM_ProtocolController	Mandatory	
18.8.27 CIM_ProtocolControllerForUnit	Mandatory	
18.8.28 CIM_ProtocolControllerMaskingCapabilities	Mandatory	
18.8.29 CIM_SAPAvailableForElement	Mandatory	
18.8.30 CIM_StorageClientSettingData	Mandatory	
18.8.31 CIM_StorageHardwareID	Mandatory	
18.8.32 CIM_StorageHardwareIDManagementService	Mandatory	
18.8.33 CIM_SystemSpecificCollection	Conditional	Conditional requirement: Implementation support for collections of StorageHardwareIDs.
18.8.34 SNIA_ProtocolControllerMaskingCapabilities	Optional	An experimental subclass of CIM_ProtocolControllerMaskingCapabilities.
18.8.35 SNIA_StorageHardwareID	Optional	Experimental SNIA class adding SAS Address IDs.

Table 374 - CIM Elements for Masking and Mapping

Element Name	Requirement	Description
18.8.36 SNIA_StorageHardwareIDManagementService	Optional	Experimental subclass with support for SAS StorageHardwareIDs.
SELECT * FROM CIM_InstCreation WHERE SourceInstance ISA CIM_ProtocolController	Mandatory	Creation of a ProtocolController.
SELECT * FROM CIM_InstDeletion WHERE SourceInstance ISA CIM_ProtocolController	Mandatory	Deletion of a ProtocolController.
SELECT * FROM CIM_InstCreation WHERE SourceInstance ISA CIM_ProtocolControllerForUnit	Mandatory	Creation of a ProtocolControllerForUnit association.
SELECT * FROM CIM_InstDeletion WHERE SourceInstance ISA CIM_ProtocolControllerForUnit	Mandatory	Deletion of a ProtocolControllerForUnit association.
SELECT * FROM CIM_InstModification WHERE SourceInstance ISA CIM_ProtocolControllerForUnit	Mandatory	Modification of a ProtocolControllerForUnit association (e.g. changing DeviceNumber).
SELECT * FROM CIM_InstCreation WHERE SourceInstance ISA CIM_AuthorizedSubject	Mandatory	Creation of an AuthorizedSubject association.
SELECT * FROM CIM_InstDeletion WHERE SourceInstance ISA CIM_AuthorizedSubject	Mandatory	Deletion of an AuthorizedSubject association.

18.8.1 CIM_AuthorizedPrivilege

Created By: Extrinsic: CIM_ControllerConfigurationService.ExposePaths, CIM_ControllerConfigurationService.HidePaths

Modified By: Extrinsic: CIM_ControllerConfigurationService.ExposePaths, CIM_ControllerConfigurationService.HidePaths

Deleted By: Extrinsic: CIM_ControllerConfigurationService.ExposePaths, CIM_ControllerConfigurationService.HidePaths

Requirement: Mandatory

Table 375 describes class CIM_AuthorizedPrivilege.

Table 375 - SMI Referenced Properties/Methods for CIM_AuthorizedPrivilege

Properties	Flags	Requirement	Description & Notes
InstanceID		Mandatory	Opaque and unique identifier.
ElementName		Optional	User friendly name.
PrivilegeGranted		Mandatory	Indicates if the privilege is granted or not.
Activities		Mandatory	For SMI-S, shall be 5,6 ('Read' and 'Write').

18.8.2 CIM_AuthorizedSubject

Created By: Extrinsic: CIM_ControllerConfigurationService.ExposePaths, CIM_ControllerConfigurationService.HidePaths

Modified By: Extrinsic: CIM_ControllerConfigurationService.ExposePaths, CIM_ControllerConfigurationService.HidePaths

Deleted By: Extrinsic: CIM_ControllerConfigurationService.ExposePaths,
 CIM_ControllerConfigurationService.HidePaths
 Requirement: Mandatory

Table 376 describes class CIM_AuthorizedSubject.

Table 376 - SMI Referenced Properties/Methods for CIM_AuthorizedSubject

Properties	Flags	Requirement	Description & Notes
PrivilegedElement		Mandatory	The Subject for which Privileges are granted or denied.
Privilege		Mandatory	The Privilege either granted or denied to an Identity or group of Identities collected by a Role.

18.8.3 CIM_AuthorizedTarget

Created By: Extrinsic: CIM_ControllerConfigurationService.ExposePaths,
 CIM_ControllerConfigurationService.HidePaths
 Modified By: Extrinsic: CIM_ControllerConfigurationService.ExposePaths,
 CIM_ControllerConfigurationService.HidePaths
 Deleted By: Extrinsic: CIM_ControllerConfigurationService.ExposePaths,
 CIM_ControllerConfigurationService.HidePaths
 Requirement: Mandatory

Table 377 describes class CIM_AuthorizedTarget.

Table 377 - SMI Referenced Properties/Methods for CIM_AuthorizedTarget

Properties	Flags	Requirement	Description & Notes
TargetElement		Mandatory	The target set of resources to which the Privilege applies.
Privilege		Mandatory	The Privilege affecting the target resource.

18.8.4 CIM_ConcreteDependency (Associates ControllerConfigurationService and ProtocolController)

Created By: Static
 Modified By: Static
 Deleted By: Static
 Requirement: Mandatory

Table 378 describes class CIM_ConcreteDependency (Associates ControllerConfigurationService and ProtocolController).

Table 378 - SMI Referenced Properties/Methods for CIM_ConcreteDependency (Associates ControllerConfigurationService and ProtocolController)

Properties	Flags	Requirement	Description & Notes
Dependent		Mandatory	
Antecedent		Mandatory	

18.8.5 CIM_ConcreteDependency (Associates PrivilegeManagementService and AuthorizedPrivilege)

Created By: Static
 Modified By: Static
 Deleted By: Static
 Requirement: Mandatory

Table 379 describes class CIM_ConcreteDependency (Associates PrivilegeManagementService and AuthorizedPrivilege).

Table 379 - SMI Referenced Properties/Methods for CIM_ConcreteDependency (Associates PrivilegeManagementService and AuthorizedPrivilege)

Properties	Flags	Requirement	Description & Notes
Antecedent		Mandatory	
Dependent		Mandatory	

18.8.6 CIM_ConcreteDependency (Associates StorageHardwareIDManagementService and StorageHardwareID)

Created By: Static
 Modified By: Static
 Deleted By: Static
 Requirement: Mandatory

Table 380 describes class CIM_ConcreteDependency (Associates StorageHardwareIDManagementService and StorageHardwareID).

Table 380 - SMI Referenced Properties/Methods for CIM_ConcreteDependency (Associates StorageHardwareIDManagementService and StorageHardwareID)

Properties	Flags	Requirement	Description & Notes
Antecedent		Mandatory	
Dependent		Mandatory	

18.8.7 CIM_ConcreteDependency (Associates StorageHardwareIDManagementService and SystemSpecificCollection)

Created By: Static

Modified By: Static

Deleted By: Static

Requirement: Implementation support for collections of StorageHardwareIDs.

Table 381 describes class CIM_ConcreteDependency (Associates StorageHardwareIDManagementService and SystemSpecificCollection).

Table 381 - SMI Referenced Properties/Methods for CIM_ConcreteDependency (Associates StorageHardwareIDManagementService and SystemSpecificCollection)

Properties	Flags	Requirement	Description & Notes
Antecedent		Mandatory	
Dependent		Mandatory	

18.8.8 CIM_ControllerConfigurationService

Created By: Static

Modified By: Static

Deleted By: Static

Requirement: Mandatory

Table 382 describes class CIM_ControllerConfigurationService.

Table 382 - SMI Referenced Properties/Methods for CIM_ControllerConfigurationService

Properties	Flags	Requirement	Description & Notes
SystemCreationClassName		Mandatory	The scoping System CreationClassName.
SystemName		Mandatory	The scoping System Name.
CreationClassName		Mandatory	The name of the concrete subclass.
Name		Mandatory	Unique identifier for the Service.
ExposePaths()		Conditional	Conditional requirement: ExposePaths and HidePaths are required if ExposePathsSupported is NULL or set to True.
HidePaths()		Conditional	Conditional requirement: ExposePaths and HidePaths are required if ExposePathsSupported is NULL or set to True.
ExposeDefaultLUs()		Optional	
HideDefaultLUs()		Optional	
DeleteProtocolController()		Optional	

18.8.9 CIM_ElementCapabilities (EnabledLogicalElementCapabilities to ControllerConfigurationService)

Created By: Static
 Modified By: Static
 Deleted By: Static
 Requirement: Optional

Table 383 describes class CIM_ElementCapabilities (EnabledLogicalElementCapabilities to ControllerConfigurationService).

Table 383 - SMI Referenced Properties/Methods for CIM_ElementCapabilities (EnabledLogicalElementCapabilities to ControllerConfigurationService)

Properties	Flags	Requirement	Description & Notes
Capabilities		Mandatory	The capabilities object associated with the element.
ManagedElement		Mandatory	The managed element.

18.8.10 CIM_ElementCapabilities (EnabledLogicalElementCapabilities to ProtocolController)

Created By: Static
 Modified By: Static
 Deleted By: Static
 Requirement: Optional

Table 384 describes class CIM_ElementCapabilities (EnabledLogicalElementCapabilities to ProtocolController).

Table 384 - SMI Referenced Properties/Methods for CIM_ElementCapabilities (EnabledLogicalElementCapabilities to ProtocolController)

Properties	Flags	Requirement	Description & Notes
Capabilities		Mandatory	The capabilities object associated with the element.
ManagedElement		Mandatory	

18.8.11 CIM_ElementCapabilities (EnabledLogicalElementCapabilities to StorageHardwareID)

Created By: Static
 Modified By: Static
 Deleted By: Static
 Requirement: Optional

Table 385 describes class CIM_ElementCapabilities (EnabledLogicalElementCapabilities to StorageHardwareID).

Table 385 - SMI Referenced Properties/Methods for CIM_ElementCapabilities (EnabledLogicalElementCapabilities to StorageHardwareID)

Properties	Flags	Requirement	Description & Notes
Capabilities		Mandatory	The capabilities object associated with the element.
ManagedElement		Mandatory	

18.8.12 CIM_ElementCapabilities (EnabledLogicalElementCapabilities to StorageHardwareIDManagementService)

Created By: Static

Modified By: Static

Deleted By: Static

Requirement: Optional

Table 386 describes class CIM_ElementCapabilities (EnabledLogicalElementCapabilities to StorageHardwareIDManagementService).

Table 386 - SMI Referenced Properties/Methods for CIM_ElementCapabilities (EnabledLogicalElementCapabilities to StorageHardwareIDManagementService)

Properties	Flags	Requirement	Description & Notes
Capabilities		Mandatory	The capabilities object associated with the element.
ManagedElement		Mandatory	The managed element.

18.8.13 CIM_ElementCapabilities (EnabledLogicalElementCapabilities to SystemSpecificCollection)

Created By: Static

Modified By: Static

Deleted By: Static

Requirement: Implementation support for collections of StorageHardwareIDs.

Table 387 describes class CIM_ElementCapabilities (EnabledLogicalElementCapabilities to SystemSpecificCollection).

Table 387 - SMI Referenced Properties/Methods for CIM_ElementCapabilities (EnabledLogicalElementCapabilities to SystemSpecificCollection)

Properties	Flags	Requirement	Description & Notes
Capabilities		Mandatory	The capabilities object associated with the element.
ManagedElement		Mandatory	

18.8.14 CIM_ElementCapabilities (System to ProtocolControllerMaskingCapabilities)

Created By: Static
 Modified By: Static
 Deleted By: Static
 Requirement: Mandatory

Table 388 describes class CIM_ElementCapabilities (System to ProtocolControllerMaskingCapabilities).

Table 388 - SMI Referenced Properties/Methods for CIM_ElementCapabilities (System to ProtocolControllerMaskingCapabilities)

Properties	Flags	Requirement	Description & Notes
ManagedElement		Mandatory	
Capabilities		Mandatory	

18.8.15 CIM_ElementSettingData (Associates ComputerSystem and StorageClientSettingData)

Created By: Static
 Modified By: Static
 Deleted By: Static
 Requirement: Mandatory

Table 389 describes class CIM_ElementSettingData (Associates ComputerSystem and StorageClientSettingData).

Table 389 - SMI Referenced Properties/Methods for CIM_ElementSettingData (Associates ComputerSystem and StorageClientSettingData)

Properties	Flags	Requirement	Description & Notes
ManagedElement		Mandatory	
SettingData		Mandatory	

18.8.16 CIM_ElementSettingData (Associates Port and StorageClientSettingData)

Created By: CreateInstance
 Modified By: Static
 Deleted By: DeleteInstance
 Requirement: Optional

Table 390 describes class CIM_ElementSettingData (Associates Port and StorageClientSettingData).

Table 390 - SMI Referenced Properties/Methods for CIM_ElementSettingData (Associates Port and StorageClientSettingData)

Properties	Flags	Requirement	Description & Notes
ManagedElement		Mandatory	
SettingData		Mandatory	

18.8.17 CIM_ElementSettingData (Associates ProtocolController and StorageClientSettingData)

Created By: CreateInstance

Modified By: Static

Deleted By: DeleteInstance

Requirement: Optional

Table 391 describes class CIM_ElementSettingData (Associates ProtocolController and StorageClientSettingData).

Table 391 - SMI Referenced Properties/Methods for CIM_ElementSettingData (Associates ProtocolController and StorageClientSettingData)

Properties	Flags	Requirement	Description & Notes
ManagedElement		Mandatory	
SettingData		Mandatory	

18.8.18 CIM_ElementSettingData (Associates StorageHardwareID and StorageClientSettingData)

Created By: Extrinsic: CIM_StorageHardwareIDManagementService.CreateStorageHardwareID

Modified By: Static

Deleted By: Extrinsic: CIM_StorageHardwareIDManagementService.DeleteStorageHardwareID

Requirement: Optional

Table 392 describes class CIM_ElementSettingData (Associates StorageHardwareID and StorageClientSettingData).

Table 392 - SMI Referenced Properties/Methods for CIM_ElementSettingData (Associates StorageHardwareID and StorageClientSettingData)

Properties	Flags	Requirement	Description & Notes
ManagedElement		Mandatory	
SettingData		Mandatory	

18.8.19 CIM_EnabledLogicalElementCapabilities

Created By: Static

Modified By: Static

Deleted By: Static

Requirement: Optional

Table 393 describes class CIM_EnabledLogicalElementCapabilities.

Table 393 - SMI Referenced Properties/Methods for CIM_EnabledLogicalElementCapabilities

Properties	Flags	Requirement	Description & Notes
ElementName		Mandatory	The moniker for the instance.
ElementNameEditSupported		Mandatory	Denotes whether an storage element can be named.
MaxElementNameLen		Mandatory	Specifies the maximum length in glyphs (letters) for the name. See MOF for details.
ElementNameMask		Mandatory	The regular expression that specifies the possible content and format for the element name. See MOF for details.
RequestedStatesSupported		Optional	Expresses the states to which this element may be changed using the RequestStateChange method. If this property, it may be assumed that the state may not be changed.

18.8.20 CIM_HostedCollection

Created By: Extrinsic: CIM_StorageHardwareIDManagementService.CreateHardwareIDCollection

Modified By: Static

Deleted By: Static

Requirement: Implementation support for collections of StorageHardwareIDs.

Table 394 describes class CIM_HostedCollection.

Table 394 - SMI Referenced Properties/Methods for CIM_HostedCollection

Properties	Flags	Requirement	Description & Notes
Antecedent		Mandatory	
Dependent		Mandatory	

18.8.21 CIM_HostedService (Associates ComputerSystem and ControllerConfigurationService)

Created By: Static

Modified By: Static

Deleted By: Static

Requirement: Mandatory

Table 395 describes class CIM_HostedService (Associates ComputerSystem and ControllerConfigurationService).

Table 395 - SMI Referenced Properties/Methods for CIM_HostedService (Associates ComputerSystem and ControllerConfigurationService)

Properties	Flags	Requirement	Description & Notes
Antecedent		Mandatory	
Dependent		Mandatory	

18.8.22 CIM_HostedService (Associates ComputerSystem and PrivilegeManagementService)

Created By: Static
 Modified By: Static
 Deleted By: Static
 Requirement: Mandatory

Table 396 describes class CIM_HostedService (Associates ComputerSystem and PrivilegeManagementService).

Table 396 - SMI Referenced Properties/Methods for CIM_HostedService (Associates ComputerSystem and PrivilegeManagementService)

Properties	Flags	Requirement	Description & Notes
Antecedent		Mandatory	
Dependent		Mandatory	

18.8.23 CIM_HostedService (Associates ComputerSystem and StorageHardwareIDManagementService)

Created By: Static
 Modified By: Static
 Deleted By: Static
 Requirement: Mandatory

Table 397 describes class CIM_HostedService (Associates ComputerSystem and StorageHardwareIDManagementService).

Table 397 - SMI Referenced Properties/Methods for CIM_HostedService (Associates ComputerSystem and StorageHardwareIDManagementService)

Properties	Flags	Requirement	Description & Notes
Antecedent		Mandatory	
Dependent		Mandatory	

18.8.24 CIM_MemberOfCollection

Created By: Extrinsic: CIM_StorageHardwareIDManagementService.CreateHardwareIDCollection, CIM_StorageHardwareIDManagementService.AddHardwareIDsToCollection
 Modified By: Static
 Deleted By: Static
 Requirement: Implementation support for collections of StorageHardwareIDs.

Table 398 describes class CIM_MemberOfCollection.

Table 398 - SMI Referenced Properties/Methods for CIM_MemberOfCollection

Properties	Flags	Requirement	Description & Notes
Collection		Mandatory	
Member		Mandatory	

18.8.25 CIM_PrivilegeManagementService

Created By: Static

Modified By: Static

Deleted By: Static

Requirement: Mandatory

Table 399 describes class CIM_PrivilegeManagementService.

Table 399 - SMI Referenced Properties/Methods for CIM_PrivilegeManagementService

Properties	Flags	Requirement	Description & Notes
SystemCreationClassName		Mandatory	The scoping System CreationClassName.
CreationClassName		Mandatory	The name of the concrete subclass.
SystemName		Mandatory	The scoping System Name.
Name		Mandatory	Uniquely identifies the Service.
ElementName		Mandatory	User friendly name.
AssignAccess()		Mandatory	
RemoveAccess()		Mandatory	

18.8.26 CIM_ProtocolController

Created By: Extrinsic: CIM_ControllerConfigurationService.ExposePaths, CIM_ControllerConfigurationService.HidePaths

Modified By: Extrinsic: CIM_ControllerConfigurationService.ExposePaths, CIM_ControllerConfigurationService.HidePaths

Deleted By: Extrinsic: CIM_ControllerConfigurationService.ExposePaths, CIM_ControllerConfigurationService.HidePaths

Requirement: Mandatory

Table 400 describes class CIM_ProtocolController.

Table 400 - SMI Referenced Properties/Methods for CIM_ProtocolController

Properties	Flags	Requirement	Description & Notes
SystemCreationClassName		Mandatory	The scoping System CreationClassName.
CreationClassName		Mandatory	The name of the concrete subclass.
SystemName		Mandatory	The scoping System's Name.
DeviceID		Mandatory	Unique name for the ProtocolController.

18.8.27 CIM_ProtocolControllerForUnit

Created By: Extrinsic: CIM_ControllerConfigurationService.ExposePaths, CIM_ControllerConfigurationService.HidePaths, CIM_ControllerConfigurationService.ExposeDefaultLUs, CIM_ControllerConfigurationService.HideDefaultLUs

Modified By: Extrinsic: CIM_ControllerConfigurationService.ExposePaths, CIM_ControllerConfigurationService.HidePaths, CIM_ControllerConfigurationService.ExposeDefaultLUs, CIM_ControllerConfigurationService.HideDefaultLUs

Deleted By: Extrinsic: CIM_ControllerConfigurationService.ExposePaths, CIM_ControllerConfigurationService.HidePaths, CIM_ControllerConfigurationService.ExposeDefaultLUs, CIM_ControllerConfigurationService.HideDefaultLUs

Requirement: Mandatory

Table 401 describes class CIM_ProtocolControllerForUnit.

Table 401 - SMI Referenced Properties/Methods for CIM_ProtocolControllerForUnit

Properties	Flags	Requirement	Description & Notes
DeviceNumber		Mandatory	Address (e.g. LUN) of the associated Device. Shall be formatted as unseparated uppercase hexadecimal digits, with no leading 0x.
DeviceAccess		Mandatory	The access rights granted to the referenced logical unit as exposed through referenced ProtocolController.
Antecedent		Mandatory	
Dependent		Mandatory	A reference to the SCSI logical unit (for example, a Block Services StorageVolume).

18.8.28 CIM_ProtocolControllerMaskingCapabilities

Created By: Static

Modified By: Static

Deleted By: Static

Requirement: Mandatory

Table 402 describes class CIM_ProtocolControllerMaskingCapabilities.

Table 402 - SMI Referenced Properties/Methods for CIM_ProtocolControllerMaskingCapabilities

Properties	Flags	Requirement	Description & Notes
InstanceID		Mandatory	Opaque and unique identifier.
ElementName		Mandatory	User-friendly name.
ValidHardwareIDTypes		Mandatory	A list of the valid values for StorageHardwareID.IDType.
PortsPerView		Mandatory	Indicates the way that ports per view (ProtocolController) are handled.
ClientSelectableDeviceNumbers		Mandatory	Indicates whether the client can specify the DeviceNumbers parameter when calling ControllerConfigurationService.ExposePaths().
OneHardwareIDPerView		Mandatory	Set to true if this storage system limits configurations to a single subject hardware ID per view.
PrivilegeDeniedSupported		Mandatory	Set to true if this storage system allows a client to create a Privilege instance with PrivilegeGranted set to FALSE.
UniqueUnitNumbersPerPort		Mandatory	Indicates whether different ProtocolControllers attached to a SCSIProtocolEndpoint can expose the same unit numbers (e.g. multiple LUN 0s) or if the numbers must be unique.
ProtocolControllerSupportsCollections		Optional	Indicates the storage system supports SystemSpecificCollections of StorageHardwareIDs.
OtherValidHardwareIDTypes		Conditional	Conditional requirement: Properties required when ValidHardwareIDTypes includes 1 (Other). An array of strings describing types for valid StorageHardwareID.IDType. Used when the ValidHardwareIDTypes includes Other.
MaximumMapCount		Mandatory	The maximum number of ProtocolControllerForUnit associations that can be associated with a single LogicalDevice (for example, StorageVolume). Zero indicates there is no limit.
SPCAllowsNoLUs		Mandatory	Set to true if a client can create an SPC with no LogicalDevices.
SPCAllowsNoTargets		Mandatory	Set to true if a client can create an SPC with no target SCSIProtocolEndpoints.
SPCAllowsNoInitiators		Mandatory	Set to true if a client can create an SPC with no StorageHardwareIDs.
SPCSupportsDefaultViews		Mandatory	Set to true if the instrumentation supports default view SPCs that exposes logical units to all initiators.
ExposePathsSupported		Optional	Set to true if this storage system supports the ExposePaths and HidePaths methods.
GetElementNameCapabilities()		Optional	

18.8.29 CIM_SAPAvailableForElement

Created By: Extrinsic: CIM_ControllerConfigurationService.ExposePaths, CIM_ControllerConfigurationService.HidePaths, CIM_ControllerConfigurationService.ExposeDefaultLUs, CIM_ControllerConfigurationService.HideDefaultLUs

Modified By: Extrinsic: CIM_ControllerConfigurationService.ExposePaths, CIM_ControllerConfigurationService.HidePaths, CIM_ControllerConfigurationService.ExposeDefaultLUs, CIM_ControllerConfigurationService.HideDefaultLUs

Deleted By: Extrinsic: CIM_ControllerConfigurationService.ExposePaths,
 CIM_ControllerConfigurationService.HidePaths, CIM_ControllerConfigurationService.ExposeDefaultLUs,
 CIM_ControllerConfigurationService.HideDefaultLUs

Requirement: Mandatory

Table 403 describes class CIM_SAPAvailableForElement.

Table 403 - SMI Referenced Properties/Methods for CIM_SAPAvailableForElement

Properties	Flags	Requirement	Description & Notes
AvailableSAP		Mandatory	
ManagedElement		Mandatory	

18.8.30 CIM_StorageClientSettingData

Created By: Static

Modified By: Static

Deleted By: Static

Requirement: Mandatory

Table 404 describes class CIM_StorageClientSettingData.

Table 404 - SMI Referenced Properties/Methods for CIM_StorageClientSettingData

Properties	Flags	Requirement	Description & Notes
InstanceID		Mandatory	Opaque and unique identifier.
ElementName		Mandatory	A user-friendly name.
ClientTypes		Mandatory	Array of OS names.

18.8.31 CIM_StorageHardwareID

Created By: Extrinsic: CIM_StorageHardwareIDManagementService.CreateStorageHardwareID,
 CIM_ControllerConfigurationService.ExposePaths

Modified By: Static

Deleted By: Extrinsic: CIM_StorageHardwareIDManagementService.DeleteStorageHardwareID

Requirement: Mandatory

Table 405 describes class CIM_StorageHardwareID.

Table 405 - SMI Referenced Properties/Methods for CIM_StorageHardwareID

Properties	Flags	Requirement	Description & Notes
InstanceID		Mandatory	Opaque and unique identifier.
StorageID	N	Mandatory	The worldwide unique ID.
IDType		Mandatory	StorageID type. Values may be 1 2 3 4 5 (Other or PortWWN or NodeWWN or Hostname or iSCSI Name).

18.8.32 CIM_StorageHardwareIDManagementService

Created By: Static
 Modified By: Static
 Deleted By: Static
 Requirement: Mandatory

Table 406 describes class CIM_StorageHardwareIDManagementService.

Table 406 - SMI Referenced Properties/Methods for CIM_StorageHardwareIDManagementService

Properties	Flags	Requirement	Description & Notes
SystemCreationClassName		Mandatory	The scoping System CreationClassName.
SystemName		Mandatory	The scoping System Name.
CreationClassName		Mandatory	The name of the concrete subclass.
Name		Mandatory	Uniquely identifies the Service.
CreateStorageHardwareID()		Mandatory	
DeleteStorageHardwareID()		Mandatory	
CreateHardwareIDCollection()		Optional	
AddHardwareIDsToCollection()		Optional	

18.8.33 CIM_SystemSpecificCollection

Created By: Extrinsic: CIM_StorageHardwareIDManagementService.CreateHardwareIDCollection
 Modified By: Static
 Deleted By: Static
 Requirement: Implementation support for collections of StorageHardwareIDs.

Table 407 describes class CIM_SystemSpecificCollection.

Table 407 - SMI Referenced Properties/Methods for CIM_SystemSpecificCollection

Properties	Flags	Requirement	Description & Notes
InstanceID		Mandatory	Opaque and unique identifier.
ElementName		Mandatory	A user-friendly name.

18.8.34 SNIA_ProtocolControllerMaskingCapabilities

An experimental subclass of CIM_ProtocolControllerMaskingCapabilities that adds properties asserting method support and support for SAS StorageHardwareIDs.

Created By: Static

Modified By: Static
 Deleted By: Static
 Requirement: Optional

Table 408 describes class SNIA_ProtocolControllerMaskingCapabilities.

Table 408 - SMI Referenced Properties/Methods for SNIA_ProtocolControllerMaskingCapabilities

Properties	Flags	Requirement	Description & Notes
SupportedAsynchronousActions		Mandatory	Indicates which operations will result in a Job being created.
SupportedSynchronousActions		Mandatory	Indicates which operations will execute without a Job being created.

18.8.35 SNIA_StorageHardwareID

Created By: Extrinsic: CIM_StorageHardwareIDManagementService.CreateStorageHardwareID, CIM_ControllerConfigurationService.ExposePaths

Modified By: Static

Deleted By: Extrinsic: CIM_StorageHardwareIDManagementService.DeleteStorageHardwareID

Requirement: Optional

Table 409 describes class SNIA_StorageHardwareID.

Table 409 - SMI Referenced Properties/Methods for SNIA_StorageHardwareID

Properties	Flags	Requirement	Description & Notes
InstanceID		Mandatory	Opaque and unique identifier.
StorageID	N	Mandatory	The worldwide unique ID.
IDType		Mandatory	StorageID type. Values may be 1 2 3 4 5 7 (Other or PortWWN or NodeWWN or Hostname or iSCSI Name or SAS Address).

18.8.36 SNIA_StorageHardwareIDManagementService

Experimental subclass with support for SAS StorageHardwareIDs.

Created By: Static

Modified By: Static

Deleted By: Static

Requirement: Optional

Table 410 describes class SNIA_StorageHardwareIDManagementService.

Table 410 - SMI Referenced Properties/Methods for SNIA_StorageHardwareIDManagementService

Properties	Flags	Requirement	Description & Notes
SystemCreationClassName		Mandatory	The scoping System CreationClassName.
SystemName		Mandatory	The scoping System Name.

Table 410 - SMI Referenced Properties/Methods for SNIA_StorageHardwareIDManagementService

Properties	Flags	Requirement	Description & Notes
CreationClassName		Mandatory	The name of the concrete subclass.
Name		Mandatory	Uniquely identifies the Service.
CreateStorageHardwareID ()		Mandatory	Experimental: may use SAS Address IDType.
DeleteStorageHardwareID ()		Mandatory	
CreateHardwareIDCollecti on()		Optional	
AddHardwareIDsToCollecti on()		Optional	

STABLE

DEPRECATED

19 Pool Manipulation Capabilities, and Settings Subprofile

The functionality of the LUN Creation and Pool Manipulation Capabilities, and Settings Subprofiles has been subsumed by the Clause 5: Block Services Package.

The Pool Manipulation Capabilities, and Settings Subprofile is defined in section 7.3.3.10 of SMI-S 1.0.2.

DEPRECATED

EXPERIMENTAL

20 Storage Server Asymmetry Profile

20.1 Description

20.1.1 Overview

High-availability storage servers using multiple redundant storage processors exhibit a range of interrelated behavior involving load-balancing, ports, and failover. This profile provides for management of these aspects.

Many such systems have the concept of a storage resource (either a RAID group or a storage volume) having an assignment to, or affinity for, one of the storage processors in a redundant set. This affinity may have one or more underlying architectural reasons for existing. Examples are both front-end (target) port connectivity with and between processors, cache processing, virtualization (RAID) processing, or connectivity partitioning of back end resources.

When the storage processor for which the storage resource has affinity fails, the resource is taken over by one of the other processors in the redundancy set

When both storage processors are healthy, the ports on the storage processor for which the storage resource as affinity provide full bandwidth access to the resource. The ports on the “other” storage processors provide full, limited, or standby access, depending on implementation

20.1.2 Relationship to Multiple Computer System Subprofile

This profile is a component profile (or subprofile) and extends the functionality of the Multiple Computer System Subprofile, which in turn references this profile as a supported profile. This profile requires the use of the Multiple Computer System Subprofile.

A separate profile was created for two purposes. Firstly, the functionality of Asymmetric Access is largely storage-related and since the MCS is a common profile, the asymmetry functions are specified separately. Secondly, although some asymmetric behavior may be modeled using provisions under the Multiple Computer System Profile regarding aggregating resources to the lowest level ComputerSystem that represents availability, many implementations aggregate all resources to the top-level ComputerSystem, even though these implementations exhibit asymmetric behavior. These resources include CIM_StorageVolumes, CIM_StoragePools, CIM_ProtocolControllers, CIM_ProtocolEndpoints, and the CIM_StorageConfiguration and CIM_ControllerConfiguration services. CIM_LogicalPorts are usually aggregated to the lower level systems that represent the storage processors.

Asymmetric behavior is modeled through constructs in this profile and is independent of SystemDevice and Hosting associations in Multiple Computer System.

20.1.3 Relationship to Masking and Mapping Subprofile

The Masking and Mapping Subprofile provides the means to expose storage volumes to initiators through front-end ports. In systems with asymmetric behavior, Masking and Mapping alone does not provide for determining whether the action of the ExposePaths method will result in the creation of a path that is primary, secondary, or standby from a performance standpoint.

This profile is does not formally extend Masking and Mapping but augments it's functionality by providing the model constructs to support this determination by a client. It does this with model relationships directly between groups of front-end ports (which are represented by subclasses of CIM_ProtocolEndpoint) and groups of storage resources, independent of the implementation of Mapping and Masking “View” CIM_ProtocolControllers. This is necessary because some implementations may not generate “primary” and “standby” view/mappings for the ports on each storage processor but instead

share common view controllers between storage processors, making it impossible to use the “view” CIM_ProtocolController to group ports with volumes.

20.1.4 Relationship to T10

This subprofile supports the passive management of the functionality defined in the Target Port Group Access States clause of the T10 SPC-4 specification.

20.1.5 Behavior, Characteristics, and Capabilities

The behavioral use cases for redundant systems are used to derive asymmetry characteristics which in turn are used to distill capabilities for the profile that allow a client to interpret the asymmetric model objects.

20.1.5.1 Port Failover

The first differentiator to consider when trying to classify asymmetric behavior is target port failover behavior. Front-end ports on storage processors in a redundancy set exhibit either transparent or non-transparent behavior when the supporting storage processor fails

20.1.5.1.1 Transparent

In transparent failover, a storage processor can support multiple virtual ports, that is the ports that it normally has, and the functionality of ports from a failed storage processor in the same redundancy set. Stated another way, when a storage processor fails, its ports don't fail, they fail over to a healthy storage processor. This mode is called transparent because the host sees only a transient loss of access to the port. The port itself is still present after the failover.

20.1.5.1.2 Non-Transparent

In this type of architecture, the ports supported by a storage processor fail when the processor fails. Access to the storage volumes that were exposed through the failed ports is provided through ports on a surviving processor.

20.1.5.2 Port Asymmetry

Healthy storage servers have variant functionality with respect to access to volumes through ports on different storage processors. This may be related to the affinity of such volumes (or the pools to which they belong) to storage processors as described in 20.1.5.3 "Storage Resource Affinity". In some systems, there is “full” bandwidth access to a volume through both ports on processor A and ports on processor B. This is actually symmetric access. In other cases, access to a volume is full bandwidth access through ports on the storage processor (“this”) for which the volumes have affinity and “reduced” bandwidth access through ports on the “other” processor. The third variation is the there is no access at all, other than inquiry type commands, through ports on the “other” processor, until the processor for which the volumes have affinity fails. This functionality is reflexive in that there is full access to volumes having affinity for the “other” processor through ports on that processor, while there is reduced access or no access to volumes affinity to “other” through ports on “this”.

20.1.5.3 Storage Resource Affinity

Storage resource affinity is the behavior that in many redundant servers, storage resources, either individual volumes or RAID groups (also called RAID sets or RAID ranks) and thus the volumes allocated from them, have an affinity for a given storage processor in a redundancy set. This affinity may stem from allocation of non-dual ported drives to a processor or assignment of these resources to a processor for cache or RAID processing architectural considerations. Managing this affinity is necessary on redundant systems as part of a static load balancing strategy. This is true even when the front-end ports exhibit symmetric access behavior, because assigning all resources to one storage processor may degrade the overall system throughput.

20.1.6 Model

20.1.6.1 Classes

This profile introduces five new classes. These include one capabilities class, two collections, and two associations, shown in Figure 90.

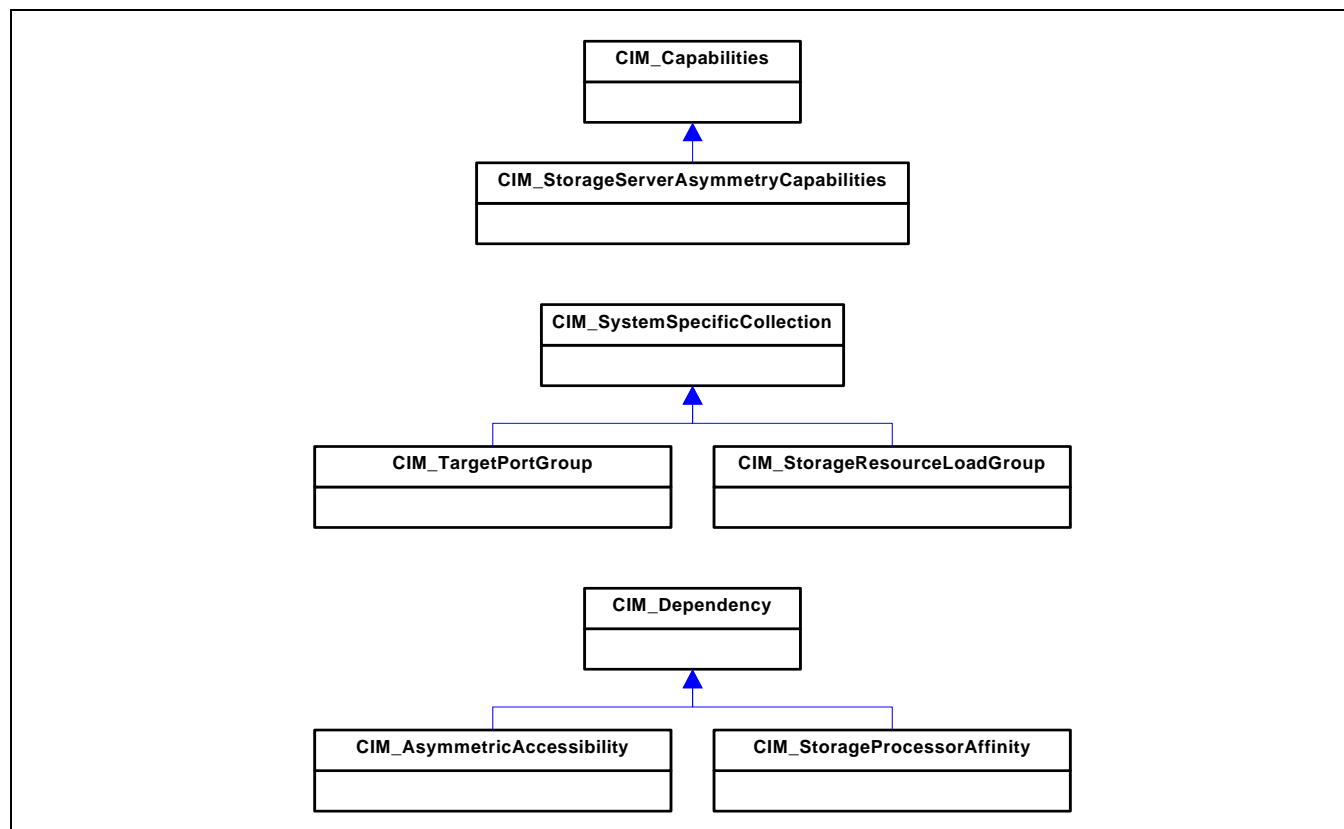


Figure 90 - Storage Asymmetry Class Hierarchy

20.1.6.1.1 Asymmetry Capabilities

This class contains properties that enable a client to determine the combination of asymmetry characteristics implemented by the subject storage system. More specifically, they guide the client algorithms in interpretation of the instances of the asymmetry classes and associations. The capabilities are detailed in 20.8 "CIM Elements".

20.1.6.1.2 TargetPortGroup

This sub-class of CIM_SystemSpecificCollection aggregates the instances of CIM_ProtocolEndpoint or its subclasses that represent the ports on a storage processor (represented by CIM_ComputerSystem). The ports are aggregated because their relationship to the storage processors for failover and to the storage resources for accessibility are the same.

Whether ProtocolEndpoint is used directly or one of its subclasses is used depends on which Target Port component profile is implemented by the storage server.

Because CIM_TargetPortGroup ISA CIM_SystemSpecificCollection there must be an instance of CIM_HostedCollection from each instance of CIM_TargetPortGroup to the instance of CIM_ComputerSystem in the referencing Multiple Computer System Profile that represents the Top-Level System.

20.1.6.1.2.1 Multiple Hierarchical TargetPortGroups

Some Target Port profiles, such as the iSCS Target Port Profile, may have a hierarchy of ProtocolEndpoints. Each layer of ProtocolEndpoints in the hierarchy that can have affinity for a storage processor may be aggregated by a separate TargetPortGroup. This enables a client to determine which lower-level ProtocolEndpoints in the hierarchy may be used to create upper-level ProtocolEndpoints with the desired affinity. An example is the need to select TCPProtocolEndpoints with the same affinity for a storage processor when attempting to create an iSCSIProtocolEndpoint for that same processor.

20.1.6.1.3 StorageResourceLoadGroup

This sub-class of CIM_SystemSpecificCollection aggregates either the storage volumes or storage pools that have the same affinity for a storage processor. What type of storage resource is aggregated depends on whether the pools have affinity or are common between processors and just the individual volumes have affinity. There is a capabilities property to specify this. There is one static instance of StorageResourceLoadGroup for each storage processor, with a single exception described in 20.1.6.1.3.1.

Because CIM_StorageResourceLoadGroup ISA CIM_SystemSpecificCollection there must be an instance of CIM_HostedCollection from each instance of CIM_StorageResourceLoadGroup to the instance of CIM_ComputerSystem in the referencing Multiple Computer System Profile that represents the Top-Level System.

20.1.6.1.3.1 Single Volume Accessibility Override.

Some implementations allow for the normal “healthy” accessibility to a Storage Volume on the “other” storage processor through ports on “this” storage processor to be overridden. Normally in an asymmetric system this accessibility is “Standby” or “Active-NonOptimized”. This override gives Active-Optimized, or full bandwidth access to this single volume.

This is modeled by an additional instance of StorageResourceLoadGroup that collects the subject volume together with an instance of AsymmetricAccessibility that associates that special StorageResourceLoadGroup with the TargetPortGroup. The properties on AsymmetricAccessibility reflect the override. This profile does not support the action that creates or removes the override. Methods of this profile that relate to assignment of affinity operate on the default static instance of StorageResourceLoadGroup only.

20.1.6.1.4 StorageProcessorAffinity

This sub-class of CIM_Dependency associates instances of StorageResourceLoadGroup in a Redundancy Set to each instance of CIM_ComputerSystem representing a storage processor. Primary and Active properties are used to surface what the affinity is in both healthy and failed situations, and which storage processor owns the resource group which is where the Load Group will fail back to.

20.1.6.1.5 Asymmetric Accessibility

This sub-class of CIM_Dependency associates instances of StorageResourceLoadGroup in a Redundancy Set to each instance of CIM_CIM_TargetPortGroup in the same RedundancySet. The AccessibilityState surfaces both the current and normal (healthy) accessibility of volumes in the LoadGroup from ports in the Port Group.

20.1.6.2 Instance Diagrams

The following instance diagrams provide show various asymmetry use cases. They are extensions of the MCS model, but for readability do not show Hosting and SystemDevice relationships. All instances are scoped to the top-level system.

Figure 91 shows the Asymmetry instances in context of the Multiple Computer System Profile for a dual redundant storage server.

Figure 91, Figure 92, Figure 93, and Figure 94 do not show the RedundancySet-related classes.

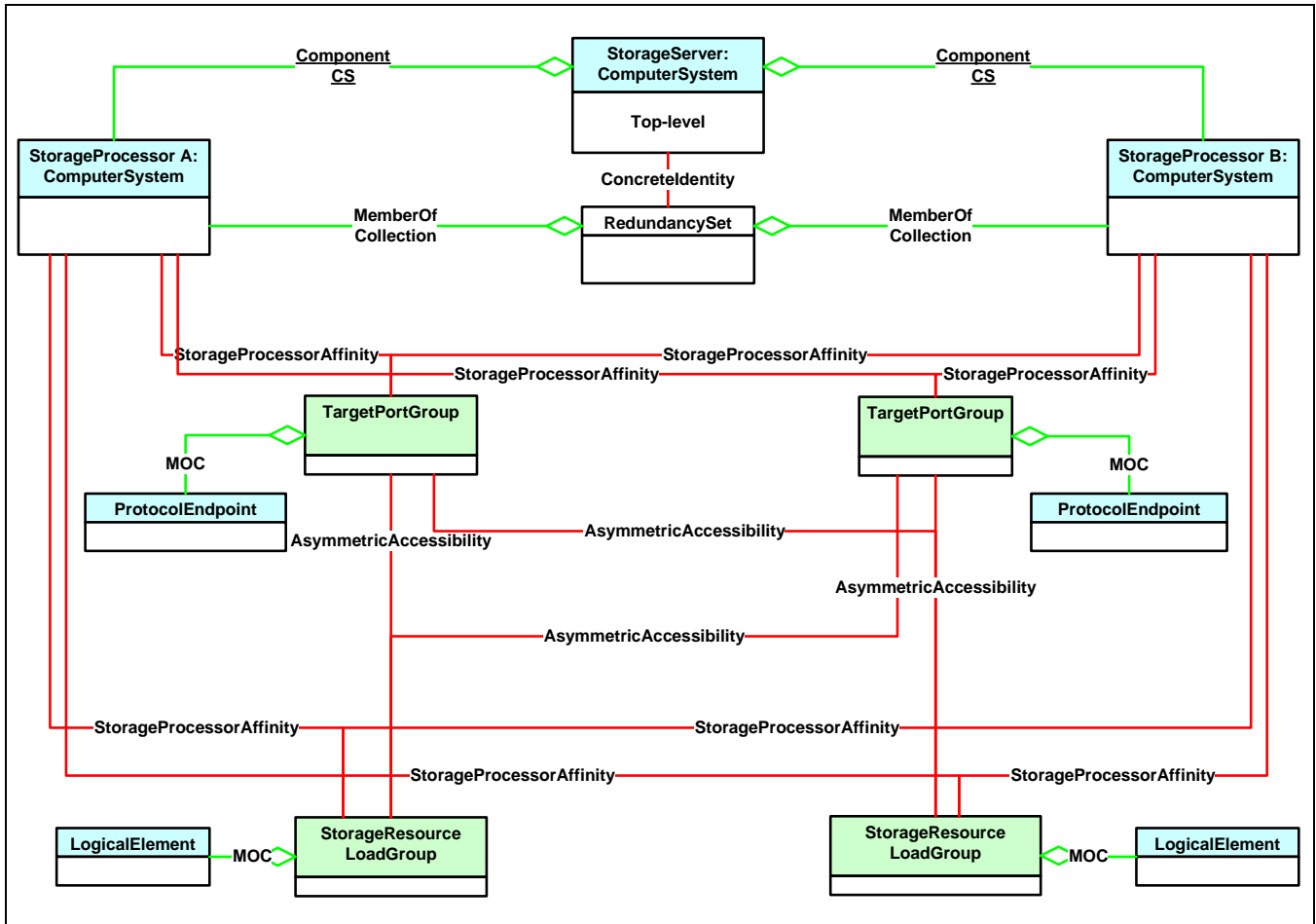


Figure 91 - Asymmetry with MCS

20.1.6.2.1 Multiple Tiers of Systems

Not shown is a system that has three tiers (see 30 Multiple Computer System Subprofile in *Storage Management Technical Specification, Part 3 Common Profiles, 1.6.1 Rev 6*). This type of system may aggregate storage processors into more than one redundant-failover sub-system. These subsystems are then clustered in a non-failover, but load-balancing relationship to form the top-level storage server. In this type of system, StorageProcessorAffinity associations would be contained within failover subsystems, but AsymmetricAccessibility associations may span subsystem boundaries to reflect mid-level load-balancing paths.

20.1.6.2.2 Non-Transparent Asymmetry Cases

Figure 92: "Ports Do Not Failover, Healthy" and Figure 93: "Ports Do Not Failover, Failed Controller" are instance diagrams that show the model for healthy and failed situations in a non-transparent port implementation. Because the ports and thus the Target Port Group do not failover, there is no need for a

StorageResourceAffinity association from the Target Port Group on the storage processor to which the ports belong to the "Other" storage processor.

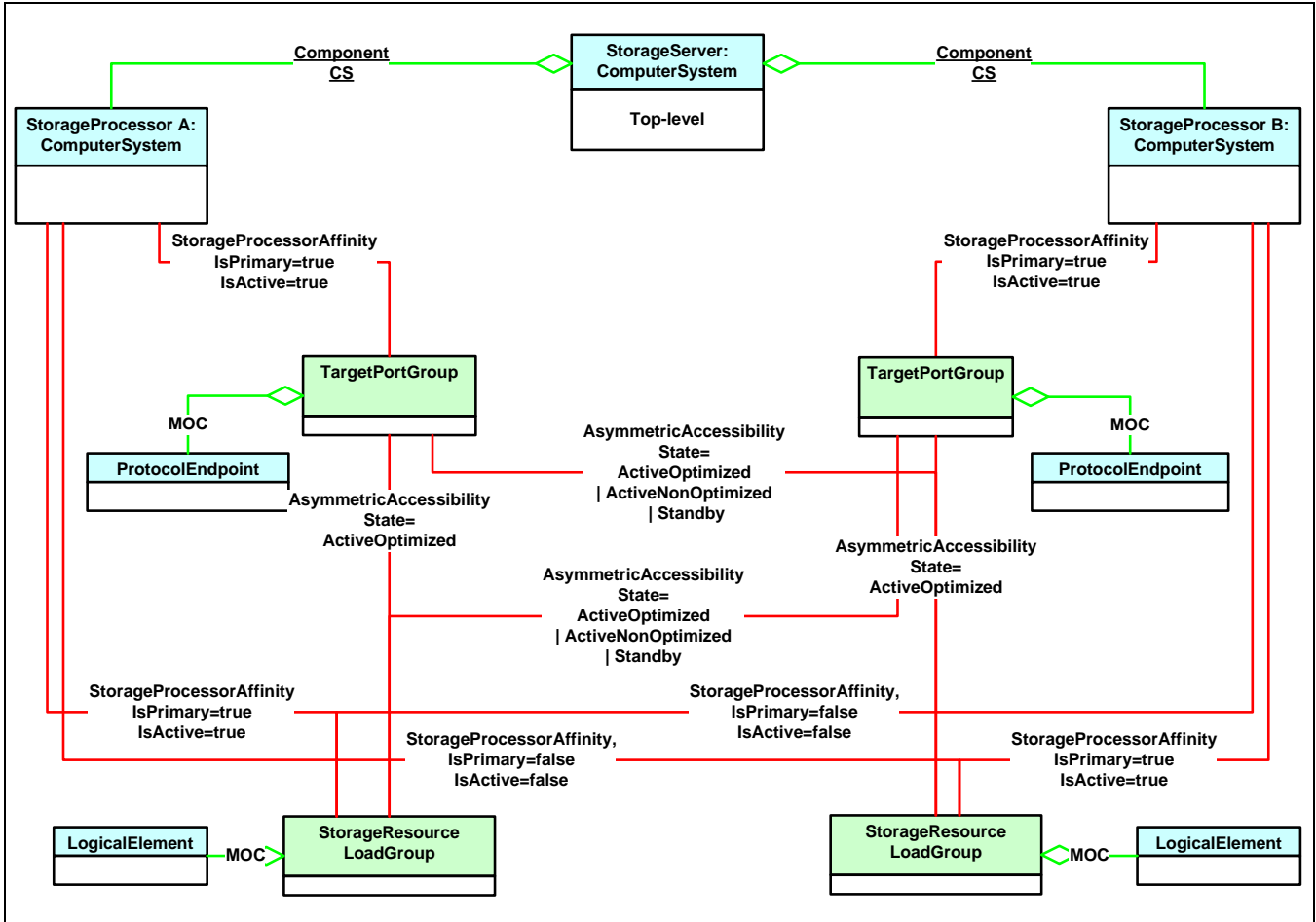


Figure 92 - Ports Do Not Failover, Healthy

Storage Server Asymmetry Profile

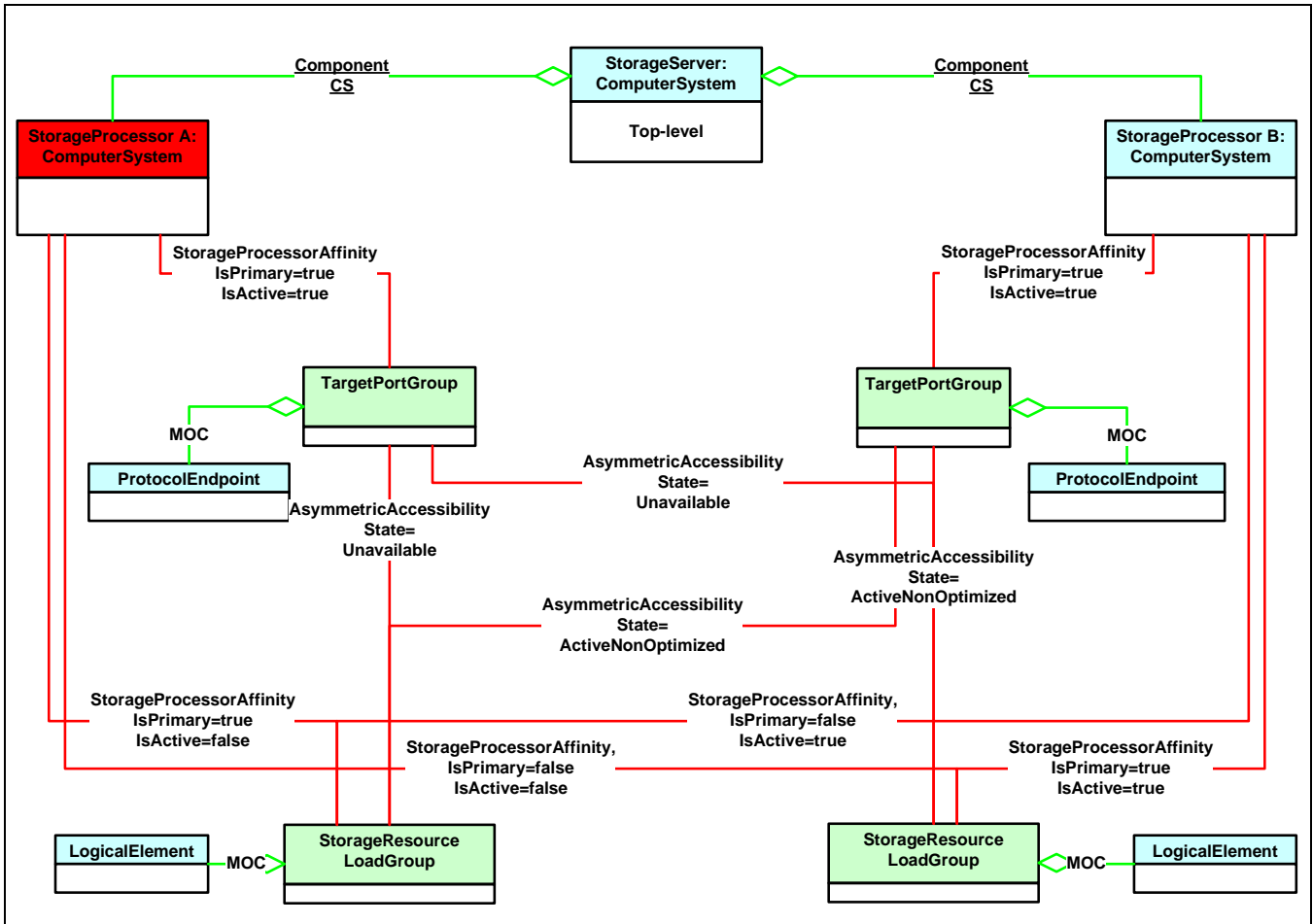


Figure 93 - Ports Do Not Failover, Failed Controller

20.1.6.2.3 Transparent Asymmetry Cases

Figure 94: "Ports Failover, Healthy" and Figure 95: "Ports Failover, Failed Controller" are instance diagrams that show the model for healthy and failed situations in a transparent failover port implementation.

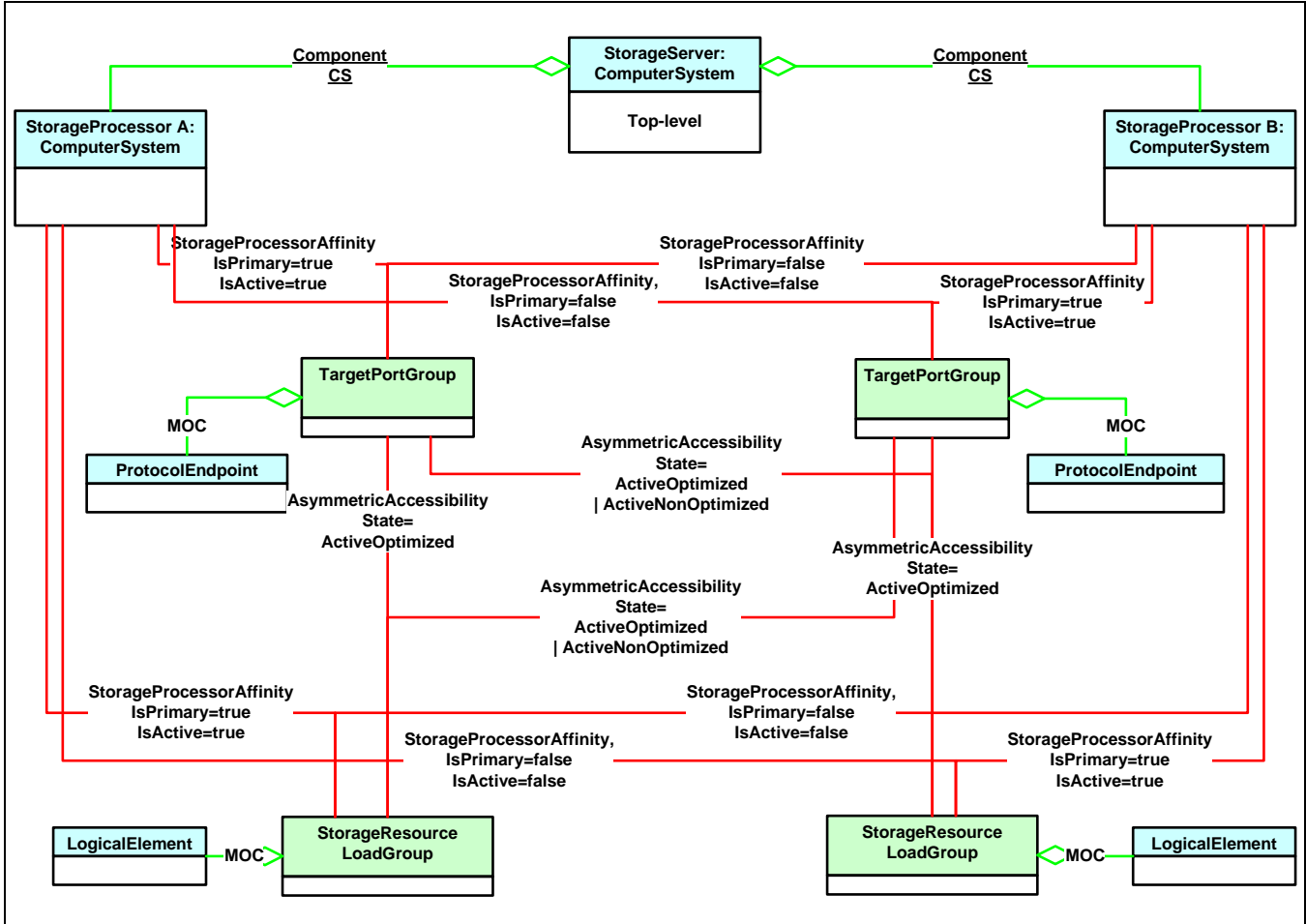


Figure 94 - Ports Failover, Healthy

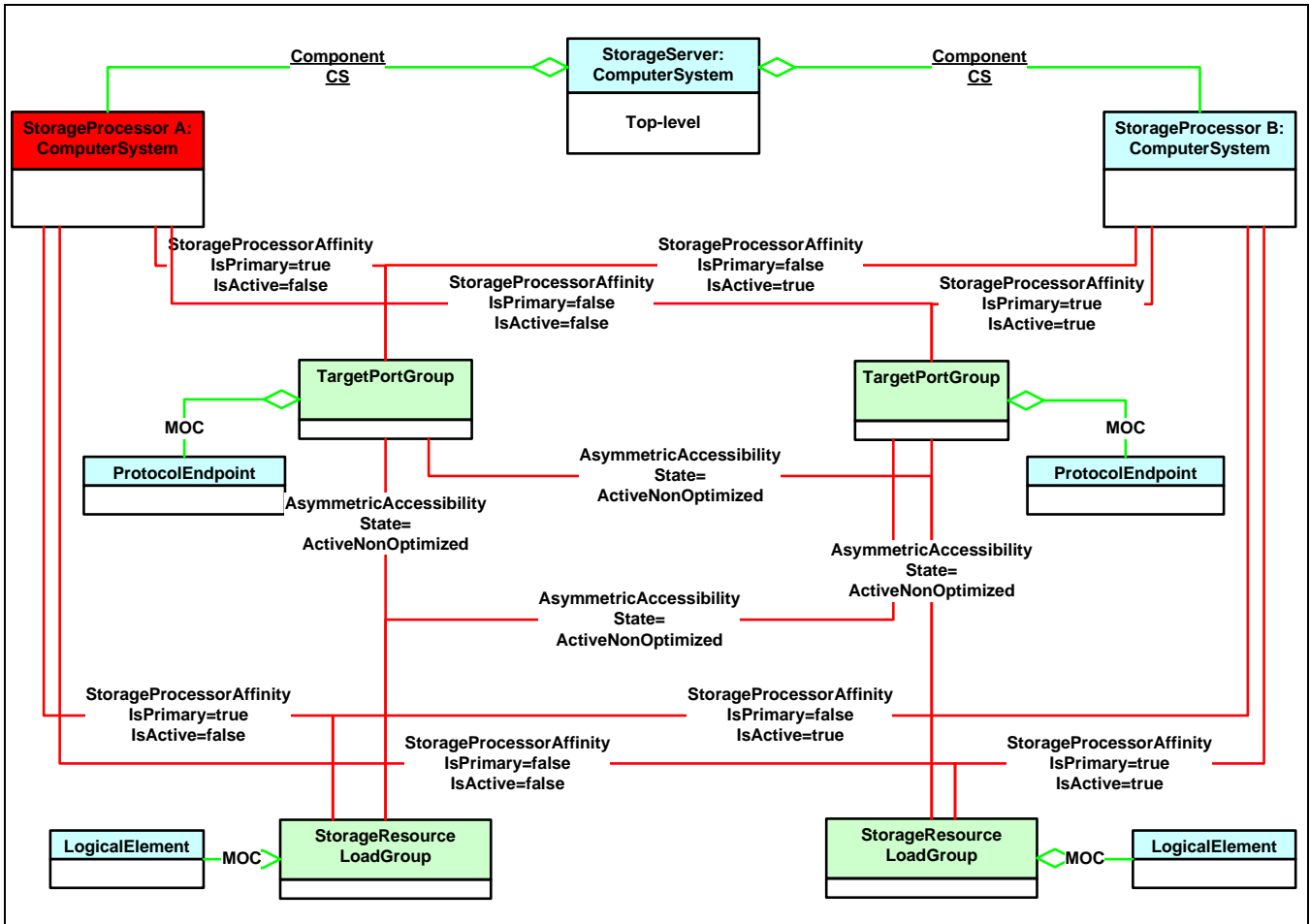


Figure 95 - Ports Failover, Failed Controller

20.2 Health and Fault Management Consideration

None

20.3 Cascading Considerations

None.

20.4 Supported Profiles, Subprofiles, and Packages

None.

20.5 Methods of the Profile

20.5.1 Assign Storage Resource Affinity

This profile specific method of CIM_StorageConfigurationService starts a job to assign affinity of a StoragePool(s) or StorageVolume(s) to a storage processor. At the conclusion of the operation, the resource will be associated by CIM_MemberOfCollection to the StorageResourceLoadGroup with the primary affinity for the specified storage processor. The existing instance of CIM_MemberOfCollection to the existing StorageResourceLoadGroup is deleted.

Support for this method is indicated by the presence of an instance of StorageServerAsymmetryCapabilities in which the property StorageResourceAffinityAssignable is 'true'. If 0 is returned, the function completed successfully and no ConcreteJob instance was required. If 4096/0x1000 is returned, a job will be started to assign the element. The Job's reference will be returned in the output parameter Job.

AssignStorageResourceAffinity

IN, string **ResourceType**

This specifies whether the resource is a StorageVolume (= 2) or StoragePool (= 3).

OUT, CIM_ConcreteJob REF **JOB**,

Reference to a job which may be created (may be null if job completed).

IN, CIM_ComputerSystem REF **StorageProcessor**

Reference to the storage processor to which to assign the resource.

IN, CIM_LogicalElement REF **StorageResources[]**

Array of references to storage resource instances to be assigned.

20.5.1.1 Return Codes

Completed with No Error - 0

Not Supported - 1

Unknown - 2

Timeout - 3

Failed - 4

Invalid Parameter - 5

In Use - 6

Method Parameters Checked - Job Started - 4096

Size Not Supported - 4097

20.6 Client Considerations and Recipes

20.6.1 Determine which ports provide full bandwidth access to a storage element.

```
//
// DESCRIPTION
// Determine which ports on a storage server provide full
// bandwidth access to a storage volume.
//
// PRE-EXISTING CONDITIONS AND ASSUMPTIONS
// 1. The Top-Level ComputerSystem representing the target system of interest
// has been previously identified and defined in the $StorageServer-> variable.
//
// 2. The CIM_StorageVolume of interest has been previously identified
```

Storage Server Asymmetry Profile

```
// and defined in the $StorageVolume-> variable.
//
// MAIN
// Step 1. Locate the instance of CIM_StorageServerAsymmetryCapabilities
// associated to the
// target ComputerSystem to insure the profile is supported.
//
$StorageServerAsymmetryCapabilities[] = Associators($StorageServer->,
    "CIM_ElementCapabilities",
    "CIM_StorageServerAsymmetryCapabilities",
    "ManagedElement",
    "Capabilities",
    false,
    false,
    {"StorageResourceSymmetryCapability"})

if ($StorageServerAsymmetryCapabilities[] == null ||
    $StorageServerAsymmetryCapabilities[].length != 1) {
    <ERROR! The profile capabilities could not be found>
}
// Step 2. Check to see if this server has symmetric behavior.
// If so, exit here as an optimization.
//
if ( $StorageServerAsymmetryCapabilities[0].StorageResourceSymmetryCapability == 2
    ) // Symmetric
    { <EXIT! Symmetric. All ports on the server provide full bandwidth access.> }

// Step 3. Find the Storage Resource Load Group to which this volume belongs.
//
$StorageResourceLoadGroup->[] = AssociatorNames($StorageVolume->,
    "CIM_MemberOfCollection",
    "CIM_StorageResourceLoadGroup",
    "ManagedElement",
    "Collection")

if ($StorageResourceLoadGroup[] == null || $StorageResourceLoadGroup[].length !=
    1)
    { <ERROR! Volume must be a member of one and only one Load Group > }

// Step 4. Find the Target Port groups whose member ports provide full
// bandwidth access to the subject volume, and collect the port references for
// each such port group.
//
$AsymmetricAccessibility[] = References($StorageResourceLoadGroup->[0],
    "CIM_AsymmetricAccessibility",
    "Dependent",
    false,
    false,
    {"Antecedent", "NormalAccessState"})
```

Storage Server Asymmetry Profile

```

#index = 0
for #i in $AsymmetricAccessibility[] {
    if ( $AsymmetricAccessibility[#i].NormalAccessState == 5 ) { // Active
        Optimized
        $Ports->[] = AssociatorNames($AsymmetricAccessibility[#i].Antecedent,
            "CIM_MemberOfCollection",
            "CIM_ProtocolEndpoint",
            "Collection",
            "ManagedElement")

        if ($Ports->[] != null ) {
            for #j in $Ports->[] {
                $FullAccessPorts->[#index] = $Ports->[#j]
                #index++
            }
        }
    }
}
<EXIT: $Ports will contain the references to the ProtocolEndpoints representing
the ports which
will give full bandwidth access to the volume.>

```

20.7 Registered Name and Version

Storage Server Asymmetry version 1.4.0 (Component Profile)

20.8 CIM Elements

Table 411 describes the CIM elements for Storage Server Asymmetry.

Table 411 - CIM Elements for Storage Server Asymmetry

Element Name	Requirement	Description
20.8.1 CIM_AsymmetricAccessibility	Mandatory	This association indicates the accessibility of StorageVolumes in the StorageResourceLoadGroup through ports in the associated TargetPortGroup.
20.8.2 CIM_ElementCapabilities (To Top-level ComputerSystem)	Mandatory	
20.8.3 CIM_HostedCollection (Top-Level System to Load Group)	Mandatory	Associates the instances of StorageResourceLoadGroup to the Top-Level ComputerSystem. Enables a Client to find these groups without first traversing to each Storage Processor ComputerSystem.
20.8.4 CIM_HostedCollection (Top-Level System to Port Group)	Mandatory	Associates the instances of TargetPortGroup to the Top-Level ComputerSystem. Enables a Client to find these groups without first traversing to each Storage Processor ComputerSystem.
20.8.5 CIM_MemberOfCollection (SATA Target Port Group)	Conditional	Conditional requirement: Requires TargetPortGroup to aggregate CIM_ProtocolEndpoint. Used to aggregate SATA Target Ports in a Target Port Group.

Table 411 - CIM Elements for Storage Server Asymmetry

Element Name	Requirement	Description
20.8.6 CIM_MemberOfCollection (SB Target Port Group)	Conditional	Conditional requirement: Requires TargetPortGroup to aggregate SNIA_SBProtocolEndpoint. Used to aggregate SB Target Ports in a Target Port Group.
20.8.7 CIM_MemberOfCollection (SCSI Target Port Group)	Conditional	Conditional requirement: Requires TargetPortGroup to aggregate CIM_SCSIProtocolEndpoint or Requires TargetPortGroup to aggregate CIM_SCSIProtocolEndpoint or Requires TargetPortGroup to aggregate CIM_SCSIProtocolEndpoint or Requires TargetPortGroup to aggregate CIM_SCSIProtocolEndpoint. Used to aggregate DA, FC, SPI, or SAS Target Ports in a Target Port Group.
20.8.8 CIM_MemberOfCollection (Storage Resource Load Group aggregating Storage Pools)	Conditional	Conditional requirement: Requires StorageResourceLoadGroup to aggregate CIM_StoragePool. Aggregates Storage Pools in a Storage Resource Load Group.
20.8.9 CIM_MemberOfCollection (Storage Resource Load Group aggregating Storage Volumes)	Conditional	Conditional requirement: Requires StorageResourceLoadGroup to aggregate CIM_StorageVolume. Aggregates Storage Volumes in a Storage Resource Load Group.
20.8.10 CIM_MemberOfCollection (iSCSI Target Port Group)	Conditional	Conditional requirement: Requires TargetPortGroup to aggregate CIM_iSCSIProtocolEndpoint. Used to aggregate iSCSI Target Ports in a Target Port Group.
20.8.11 CIM_StorageConfigurationService	Optional	
20.8.12 CIM_StorageProcessorAffinity (StorageResourceLoadGroup)	Mandatory	Indicates a processing affinity and state between a TargetPortGroup and a ComputerSystem representing a storage processor in a redundant storage server. The processor can host the group in either a healthy or failover state. Instances of this association are static, one for each combination of StorageResourceLoadGroup and ComputerSystem in the RedundancySet.
20.8.13 CIM_StorageProcessorAffinity (Target Port Group)	Mandatory	Indicates a processing affinity and state between a TargetPortGroup and a ComputerSystem representing a storage processor in a redundant storage server. The processor can host the group in either a healthy or failover state. Instances of this association are static, one for each combination of StorageResourceLoadGroup and ComputerSystem in the RedundancySet.
20.8.14 CIM_StorageResourceLoadGroup (Load Groups)	Mandatory	StorageResourceLoadGroup aggregates either the StoragePools or the individual StorageVolumes that have the same affinity for a storage processor. The affinity of this group may change during failover or failback/rebind from one storage processor to another in a storage server. StorageResourceLoadGroup has a instance of the StorageProcessorAffinity association to each instance of CIM_ComputerSystem representing a storage processor that may host the StorageResourceLoadGroup in either a healthy or failover state. Each instance of StorageResourceLoadGroup in a storage server is also associated to each instance of TargetPortGroup in the server by the AsymmetricAccessibility class.

Table 411 - CIM Elements for Storage Server Asymmetry

Element Name	Requirement	Description
20.8.15 CIM_StorageServerAsymmetryCapabilities	Mandatory	This class defines the asymmetric characteristics and capabilities of a redundant storage server. The properties in this class guide client algorithms in the interpretation of the instances of StorageResourceLoadGroup, TargetPortGroup, StorageProcessorAffinity, and AsymmetricAccessibility, and also determining support for methods that affect assignment of storage resources to storage processors.
20.8.16 CIM_TargetPortGroup (Port Groups)	Mandatory	TargetPortGroup aggregates the ProtocolEndpoints representing a group of target ports in a storage server. The ProtocolEndpoints may be a subclass of CIM_ProtocolEndpoint as appropriate for the type of target port implemented by the storage server. The target ports are aggregated because they have the same affinity for an associated storage processor for failover and the same accessibility state to storage resources in a given StorageResourceLoadGroup. The TargetPortGroup may have either a fixed affinity for a storage processor within the server or an affinity that changes during failover from one storage processors to another. TargetPortGroup has a instance of the StorageProcessorAffinity association to each instance of CIM_ComputerSystem representing a storage processor that may host the TargetPortGroup in either a healthy or failover state. Each instance of TargetPortGroup in a storage server is also associated to each instance of StorageResourceLoadGroup in the server by the AsymmetricAccessibility class.
SELECT * FROM CIM_InstModification WHERE SourceInstance ISA CIM_StorageProcessorAffinity AND SourceInstance.CIM_StorageProcessorAffinity::IsActive <> PreviousInstance.CIM_StorageProcessorAffinity::IsActive	Mandatory	CQL -Change in Affinity of a StorageResourceLoadGroup.
SELECT * FROM CIM_InstModification WHERE SourceInstance ISA CIM_StorageProcessorAffinity AND SourceInstance.IsActive <> PreviousInstance.IsActive	Mandatory	Deprecated WQL -Change in Affinity of a StorageResourceLoadGroup.
SELECT * FROM CIM_InstModification WHERE SourceInstance ISA CIM_AsymmetricAccessibility AND SourceInstance.CIM_AsymmetricAccessibility::CurrentAccessState <> PreviousInstance.CIM_AsymmetricAccessibility::CurrentAccessState	Mandatory	CQL -Modification of accessibility to a storage element.
SELECT * FROM CIM_InstModification WHERE SourceInstance ISA CIM_AsymmetricAccessibility AND SourceInstance.CurrentAccessState <> PreviousInstance.CurrentAccessState	Mandatory	Deprecated WQL -Modification of accessibility to a storage element.

20.8.1 CIM_AsymmetricAccessibility

Created By: Static

Modified By: External

Deleted By: Static

Requirement: Mandatory

Table 412 describes class CIM_AsymmetricAccessibility.

Table 412 - SMI Referenced Properties/Methods for CIM_AsymmetricAccessibility

Properties	Flags	Requirement	Description & Notes
CurrentAccessState		Mandatory	This property indicates the current accessibility state of volumes in the StorageResourceLoadGroup through ports in the TargetPortGroup. With the exception of 'Unavailable', the states are those defined by the T10 SPC-4 Target Port Group Access States clause. 2(Unavailable): The volumes are not accessible in any way. 3(Standby): No data access to the volume is possible. Status and other non-data access commands are available. 4(Active Non-Optimized): Data access to the volume is available at less than full bandwidth. 5(Active Optimized): Data access to the volume is available at full bandwidth.
NormalAccessState		Mandatory	This property indicates the accessibility state of volumes in the StorageResourceLoadGroup through ports in the TargetPortGroup when the primary storage processor hosting the groups is healthy. With the exception of 'Unavailable', the states are those defined by the T10 SPC-4 Target Port Group Access States clause. 2(Unavailable): The volumes are not accessible in any way. 3(Standby): No data access to the volume is possible. Status and other non-data access commands are available. 4(Active Non-Optimized): Data access to the volume is available at less than full bandwidth. 5(Active Optimized): Data access to the volume is available at full bandwidth.
Antecedent		Mandatory	The Port Group.
Dependent		Mandatory	The Storage Resource Load Group.

20.8.2 CIM_ElementCapabilities (To Top-level ComputerSystem)

Created By: Static

Modified By: External

Deleted By: Static

Requirement: Mandatory

Table 413 describes class CIM_ElementCapabilities (To Top-level ComputerSystem).

Table 413 - SMI Referenced Properties/Methods for CIM_ElementCapabilities (To Top-level ComputerSystem)

Properties	Flags	Requirement	Description & Notes
ManagedElement		Mandatory	The Top-level Storage Server ComputerSystem.
Capabilities		Mandatory	StorageServerAsymmetryCapabilities.

20.8.3 CIM_HostedCollection (Top-Level System to Load Group)

Created By: Static

Modified By: Static

Deleted By: Static

Requirement: Mandatory

Table 414 describes class CIM_HostedCollection (Top-Level System to Load Group).

Table 414 - SMI Referenced Properties/Methods for CIM_HostedCollection (Top-Level System to Load Group)

Properties	Flags	Requirement	Description & Notes
Antecedent		Mandatory	
Dependent		Mandatory	

20.8.4 CIM_HostedCollection (Top-Level System to Port Group)

Created By: Static

Modified By: Static

Deleted By: Static

Requirement: Mandatory

Table 415 describes class CIM_HostedCollection (Top-Level System to Port Group).

Table 415 - SMI Referenced Properties/Methods for CIM_HostedCollection (Top-Level System to Port Group)

Properties	Flags	Requirement	Description & Notes
Antecedent		Mandatory	
Dependent		Mandatory	

20.8.5 CIM_MemberOfCollection (SATA Target Port Group)

Created By: Static

Modified By: External

Deleted By: Static

Requirement: Requires TargetPortGroup to aggregate CIM_ProtocolEndpoint.

Table 416 describes class CIM_MemberOfCollection (SATA Target Port Group).

Table 416 - SMI Referenced Properties/Methods for CIM_MemberOfCollection (SATA Target Port Group)

Properties	Flags	Requirement	Description & Notes
Collection		Mandatory	The Target Port Group.
Member		Mandatory	The SATA Target Ports.

20.8.6 CIM_MemberOfCollection (SB Target Port Group)

Created By: Static

Modified By: External

Deleted By: Static

Requirement: Requires TargetPortGroup to aggregate SNIA_SBProtocolEndpoint.

Table 417 describes class CIM_MemberOfCollection (SB Target Port Group).

Table 417 - SMI Referenced Properties/Methods for CIM_MemberOfCollection (SB Target Port Group)

Properties	Flags	Requirement	Description & Notes
Collection		Mandatory	The Target Port Group.
Member		Mandatory	The The SB Target Ports.

20.8.7 CIM_MemberOfCollection (SCSI Target Port Group)

Created By: Static

Modified By: External

Deleted By: Static

Requirement: Requires TargetPortGroup to aggregate CIM_SCSIProtocolEndpoint or Requires TargetPortGroup to aggregate CIM_SCSIProtocolEndpoint or Requires TargetPortGroup to aggregate CIM_SCSIProtocolEndpoint or Requires TargetPortGroup to aggregate CIM_SCSIProtocolEndpoint.

Table 418 describes class CIM_MemberOfCollection (SCSI Target Port Group).

Table 418 - SMI Referenced Properties/Methods for CIM_MemberOfCollection (SCSI Target Port Group)

Properties	Flags	Requirement	Description & Notes
Collection		Mandatory	The Target Port Group.
Member		Mandatory	The DA, FC, SPI, or SAS Target Ports.

20.8.8 CIM_MemberOfCollection (Storage Resource Load Group aggregating Storage Pools)

Created By: Static

Modified By: External

Deleted By: Static

Requirement: Requires StorageResourceLoadGroup to aggregate CIM_StoragePool.

Table 419 describes class CIM_MemberOfCollection (Storage Resource Load Group aggregating Storage Pools).

Table 419 - SMI Referenced Properties/Methods for CIM_MemberOfCollection (Storage Resource Load Group aggregating Storage Pools)

Properties	Flags	Requirement	Description & Notes
Collection		Mandatory	The Storage Resource Load Group.
Member		Mandatory	The StoragePools.

20.8.9 CIM_MemberOfCollection (Storage Resource Load Group aggregating Storage Volumes)

Created By: Static

Modified By: External

Deleted By: Static

Requirement: Requires StorageResourceLoadGroup to aggregate CIM_StorageVolume.

Table 420 describes class CIM_MemberOfCollection (Storage Resource Load Group aggregating Storage Volumes).

Table 420 - SMI Referenced Properties/Methods for CIM_MemberOfCollection (Storage Resource Load Group aggregating Storage Volumes)

Properties	Flags	Requirement	Description & Notes
Collection		Mandatory	The Storage Resource Load Group.
Member		Mandatory	The Storage Volumes.

20.8.10 CIM_MemberOfCollection (iSCSI Target Port Group)

Created By: Static

Modified By: External

Deleted By: Static

Requirement: Requires TargetPortGroup to aggregate CIM_iSCSIProtocolEndpoint.

Table 421 describes class CIM_MemberOfCollection (iSCSI Target Port Group).

Table 421 - SMI Referenced Properties/Methods for CIM_MemberOfCollection (iSCSI Target Port Group)

Properties	Flags	Requirement	Description & Notes
Collection		Mandatory	The Target Port Group.
Member		Mandatory	The iSCSI Target Ports.

20.8.11 CIM_StorageConfigurationService

Created By: Static

Modified By: Static

Deleted By: Static

Requirement: Optional

Table 422 describes class CIM_StorageConfigurationService.

Table 422 - SMI Referenced Properties/Methods for CIM_StorageConfigurationService

Properties	Flags	Requirement	Description & Notes
SystemCreationClassName		Mandatory	
CreationClassName		Mandatory	
SystemName		Mandatory	

Table 422 - SMI Referenced Properties/Methods for CIM_StorageConfigurationService

Properties	Flags	Requirement	Description & Notes
Name		Mandatory	
AssignStorageResourceAffinity()		Optional	Start a job to assign affinity of a StoragePool(s) or StorageVolume(s) to a storage processor. At the conclusion of the operation, the resource will be a member of the StorageResourceLoadGroup with the primary affinity for the specified storage processor. Support for this method is indicated by the presence of an instance of StorageServerAsymmetryCapabilites in which the property StorageResourceAffinityAssignable is 'true'. If 0 is returned, the function completed successfully and no ConcreteJob instance was required. If 4096/0x1000 is returned, a job will be started to assign the element. The Job's reference will be returned in the output parameter Job.

20.8.12 CIM_StorageProcessorAffinity (StorageResourceLoadGroup)

Created By: Static

Modified By: External

Deleted By: Static

Requirement: Mandatory

Table 423 describes class CIM_StorageProcessorAffinity (StorageResourceLoadGroup).

Table 423 - SMI Referenced Properties/Methods for CIM_StorageProcessorAffinity (StorageResourceLoadGroup)

Properties	Flags	Requirement	Description & Notes
IsPrimary		Mandatory	This property is set to true if the TargetPortGroup is hosted by the storage processor when the processor is healthy. It is set to false if the group can be hosted by the processor when the primary storage processor for the group has failed. For each StorageResourceLoadGroup, one instance of StorageProcessorAffinity will have IsPrimary=true, the rest will have IsPrimary=false.
IsActive		Mandatory	This property is set to true if the StorageResourceLoadGroup is currently being hosted by the storage processor.
Antecedent		Mandatory	The storage processor for which the Storage Resource Load Group has affinity.
Dependent		Mandatory	The Storage Resource Load Group.

20.8.13 CIM_StorageProcessorAffinity (Target Port Group)

Created By: Static

Modified By: External

Deleted By: Static

Requirement: Mandatory

Table 424 describes class CIM_StorageProcessorAffinity (Target Port Group).

Table 424 - SMI Referenced Properties/Methods for CIM_StorageProcessorAffinity (Target Port Group)

Properties	Flags	Requirement	Description & Notes
IsPrimary		Mandatory	This property is set to true if the TargetPortGroup is hosted by the storage processor when the processor is healthy. It is set to false if the group can be hosted by the processor when the primary storage processor for the group has failed. For each StorageResourceLoadGroup, one instance of StorageProcessorAffinity will have IsPrimary=true, the rest will have IsPrimary=false.
IsActive		Mandatory	This property is set to true if the TargetPortGroup is currently being hosted by the storage processor.
Antecedent		Mandatory	The storage processor for which the Port Group has affinity.
Dependent		Mandatory	The Target Port Group.

20.8.14 CIM_StorageResourceLoadGroup (Load Groups)

Created By: Static

Modified By: Static

Deleted By: Static

Requirement: Mandatory

20.8.15 CIM_StorageServerAsymmetryCapabilities

Created By: Static

Modified By: Static

Deleted By: Static

Requirement: Mandatory

Table 425 describes class CIM_StorageServerAsymmetryCapabilities.

Table 425 - SMI Referenced Properties/Methods for CIM_StorageServerAsymmetryCapabilities

Properties	Flags	Requirement	Description & Notes
StorageResourceSymmetryCapability		Mandatory	If this property is set to Symmetric it indicates that the StoragePools or StorageVolumes are processed in a distributed load-balanced manner between storage processors. If this property is set to Asymmetric it indicates that the StoragePools or StorageVolumes are have a primary affinity for one storage processor.
StorageResourceType		Mandatory	If this property is set to StorageVolume it indicates that the StoragePools have symmetric behavior(or no affinity) and that the Volumes have affinity for one storage processor or the other. If this property is set to StoragePool it indicates that a StoragePool as well as the Volumes allocated from it have affinity for one storage processor or the other.
StorageResourceAffinityAsignable		Mandatory	Set to true if this storage system allows the client to specify which storage processor a storage resource is assigned to, either using one of the CreateOrModify methods or the AssignStorageResourceAffinity method on StorageConfigurationService.

Table 425 - SMI Referenced Properties/Methods for CIM_StorageServerAsymmetryCapabilities

Properties	Flags	Requirement	Description & Notes
PortGroupFailoverBehavior		Mandatory	This property specifies whether a storage server supports transparent or non-transparent failover of TargetPortGroups. If this value is 2(Port Group Fails), a TargetPortGroup will have a single StorageProcessorAffinity association to the storage processor it belongs to and will fail with. If this property has a value of 3, the TargetPortGroup will have a StorageProcessorAffinity association to each storage processor that can host it's function, and the properties on the association will indicate both which processor is primary and which is currently hosting the ports in the group.
TargetPortSymmetryCapability		Mandatory	This property indicates the normal(healthy) state accessibility to volumes both in the StorageResourceLoadGroup on the same storage processor as a TargetPortGroup, and to volumes in StorageResourceLoadGroups on 'other' storage processors in the redundant server. If this values is 2(Symmetric): There is equal bandwidth access to volumes on all storage processors through target ports on this storage processor. If this value is 3(Asymmetric Non-Optimized): There is full bandwidth access to volumes in the StorageResourceLoadGroup on the same storage processor as the TargetPortGroup and degraded bandwidth access to volumes in the StorageResourceLoadGroups on the 'other' storage processors. If this value is 4(Asymmetric No Access): There is full bandwidth access to volumes in the StorageResourceLoadGroup on the same storage processor as the TargetPortGroup and no access to volumes on 'other' storage processors.

20.8.16 CIM_TargetPortGroup (Port Groups)

Created By: Static

Modified By: Static

Deleted By: Static

Requirement: Mandatory

EXPERIMENTAL

Storage Server Asymmetry Profile

DEPRECATED

21 Block Services Resource Ownership Subprofile

NOTE The Block Services Resource Ownership Subprofile is scheduled for removal for SMI-S 2.0. The functionality of this profile will not be replaced in SMI-S 2.0. The Storage Network Industry Association (SNIA) is not aware of any implementations of this profile. The SNIA would like to hear from anyone that has implemented the Block Services Resource Ownership Subprofile. If your company or organization has implemented this subprofile and is a member of the SNIA, please contact the DRM Technical Working Group or indicate your preference to keep this subprofile in SMI-S 2.0 during member reviews and ballots. If your company or organization has implemented this subprofile and is not a member of the SNIA, please indicate your preference to keep this subprofile as part of SMI-S using the SNIA feedback portal: http://www.snia.org/tech_activities/feedback/ .

21.1 Description

The Block Services Resource Ownership common subprofile models control over the rights of a client to grant or deny access to block storage resources, as shown in Figure 96. By asserting exclusive control over these rights, one client can control which other clients may access those resources. This subprofile is intended for environments in which multiple CIM clients may not be completely aware of each other's activities, making it important that use of the resource not be disrupted by a client that is unaware of shared resource use. Specific examples include use of a volume by in-band virtualizers and NAS gateways, where attempts to manage the volume by clients not associated with this use could be seriously disruptive. An intended configuration is that a CIM client exists in the cascading device that has exclusive use of the volume. The Resource Ownership Subprofile is optional.

Block Services Resource Ownership Subprofile

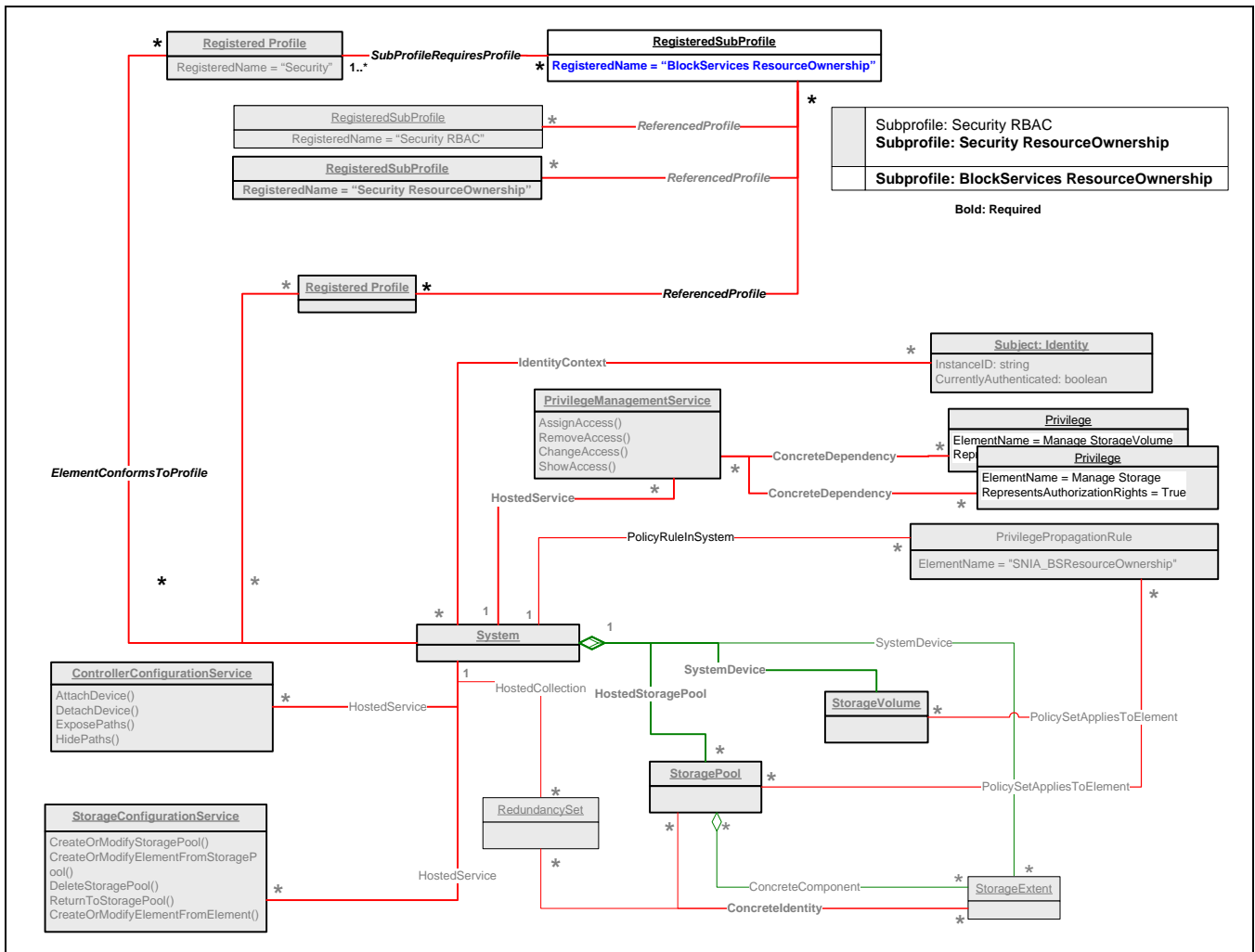


Figure 96 - Resource Ownership for Block Services

This profile concerns itself with the existence and use of two sets of rights which may be realized as two Privilege instances that are associated via ConcreteDependency to a PrivilegeManagementService. There is one Privilege to "Manage StorageVolume" and a superset of that to "Manage Storage". Each is described in Table 426.

Table 426 - Block Service Management Rights

ElementName	Property	Index	Value
Manage StorageVolume	Activities	0	Execute
	QualifiersFormats	0	<class>.method

Table 426 - Block Service Management Rights

ElementName	Property	Index	Value
	ActivityQualifiers	0	StorageConfigurationService. ReturnToStoragePool StorageConfigurationService. CreateorModifyElementfromElements StorageConfigurationService.AttachDevice, StorageConfigurationService.DetachDevice, StorageConfigurationService.ExposePaths, StorageConfigurationService.HidePaths, PrivilegeManagementService.AssignAccess, PrivilegeManagementService.ChangeAccess, ModifyInstance, SetProperty
Manage Storage	Activities	0	Execute
	QualifiersFormats	0	<class>.method
	ActivityQualifiers	0	StorageConfigurationService. CreateOrModifyStoragePool, StorageConfigurationService. CreateOrModifyElementFromStoragePool, StorageConfigurationService. DeleteStoragePool, StorageConfigurationService. ReturnToStoragePool, StorageConfigurationService. CreateorModifyElementfromElements, ControllerConfigurationService.AttachDevice, ControllerConfigurationService.DetachDevice, ControllerConfigurationService.ExposePaths, ControllerConfigurationService.HidePaths, PrivilegeManagementService.AssignAccess, PrivilegeManagementService.ChangeAccess, ModifyInstance, SetProperty

This profile assumes that the intrinsic CreateInstance and DeleteInstance methods are not supported for either StorageVolumes or StoragePools.

With RepresentsAuthorizationRights set to True, the ChangeAccess call may be used to assign "Manage StorageVolume" rights to a StorageVolume for a particular set of subjects, each represented by an Identity. Once this assignment is made, only members of that set of subjects are permitted to assign "Manage StorageVolume" rights to other subjects, (regardless of the setting of RepresentsAuthorizationRights. The ShowAccess call may be used to list the rights granted to a particular subject Identity and target StorageVolume or StoragePool.

To establish an "Owner" in the sense meant by this profile, only one subject is assigned the "Manage StorageVolume" privilege with RepresentsAuthorizationRights set both to True and False.

The same strategy is used to assign "Manage Storage" rights to a StoragePool.

Even though the SMI-S 1.1 ExposePaths and HidePaths extrinsics act on StorageVolumes by the LUID string parameter rather than a reference, nevertheless they are governed by authorization rights.

This profile requires that every StorageVolume allocated from a StoragePool that is governed by "Manage Storage" rights be assigned the corresponding "Manage StorageVolume" rights to the same subject. This is an implicit PrivilegePropagationRule, which need not be made explicit to be in affect. Whenever ChangeAccess, or other means, is used to modify the "Manage StorageVolume" rights of a particular

subject to a StoragePool, those rights are propagated for that subject to all StorageVolumes that have an AllocatedFromStoragePool association to that StoragePool.

If an explicit PrivilegePropagationRule is used, it shall have ElementName set to "SNIA_BSResourceOwnership".

Optionally, a QueryCondition, (not shown), may be associated to that PrivilegePropagationRule via PolicyConditionInPolicyRule, (not shown), if specified the QueryCondition instance shall have its QueryLanguage property set to "2", meaning "CQL", its QueryResultName set to "SNIA_BSResourceOwnershipCondition" and its Query property set to

```

"SELECT (M.SourceInstanceHost || '/' || M.SourceInstanceModelPath) AS PMSPath,
        M.MethodParameters.Subject,
        M.MethodParameters.Target,
FROM CIM_InstMethodCall M,
WHERE M.MethodName = 'ChangeAccess'
AND    M.ReturnValue = 0
AND    M.PreCall = FALSE
AND    M.MethodParameters.Target ISA CIM_StoragePool
AND    ANY P IN M.MethodParameters.Privileges[*]
        SATISFIES (P.ElementName = 'ManageStorage')
    
```

Additionally, if this optional QueryCondition is associated then a corresponding MethodAction instance, (not shown), shall also be associated to the same PrivilegePropagationRule via PolicyActionInPolicyRule, (not shown). The MethodAction instance shall have its QueryLanguage property set to "2", meaning "CQL", its InstMethodCallName set to "SNIA_BSResourceOwnershipAction" and its Query property set to

```

"SELECT (BS.PMSPath || '.' || 'ChangeAccess') AS MethodName,
        BS.Subject AS Subject,
        ObjectPath(SV) AS Target,
        NULL AS PropagationPolicies,
        BS.Privileges AS Privileges
FROM SNIA_BSResourceOwnershipCondition BS,
        CIM_AllocatedFromStoragePool AFSP,
        CIM_StorageVolume SV,
        CIM_Privilege P
WHERE ObjectPath(SV) = AFSP.Dependent
AND    BS.Target = AFSP.Antecedent
AND    P.ElementName = 'Manage StorageVolume'
    
```

If AuthorizedSubject/AuthorizedTarget associations are implemented, then these need to be created as appropriate to reflect the assigned rights. In any case, a client may use ShowAccess to determine what privileges are in force for particular subject Identity, StorageVolume or StoragePool.

If the ChangeAccess request to establish ownership is not permitted, then the return status shall be CIM_ERR_ACCESS_DENIED. This result may be because the requestor is not permitted to make the call, or the requestor does not have sufficient rights to modify ownership of the target.

Some vendors may define additional vendor-specific extrinsic operations that need to be restricted in order to realize the functionality of Resource Ownership. Execution of each such vendor-specific extrinsics shall be added to the above list of restricted activities. Clients may check for the presence of at least the above list of restricted activities, but shall not check for an exact match to the above list, as such a check may fail if there are vendor-specific extrinsics that are also restricted.

21.1.1 Design considerations

This list realizes a number of design decisions:

- For simplicity, the "Manage Storage" Privilege is a superset of the "Manage StorageVolume" Privilege. The "Manage Storage" Privilege may be used against both StorageVolumes and StoragePools. When applied to a StorageVolume, methods called out in that Privilege that do not affect StorageVolumes are simply ignored.
- The capability to own StoragePools is signaled by a PrivilegeManagementService with a ConcreteDependency.Dependent "Manage Storage" Privilege with RepresentsAuthorizationRights set to True.
- The "Manage StorageVolume" Privilege does not provide the ability to manage StoragePools.
- DeleteProtocolController is not restricted. The design goal is to control resource management in a fashion that keeps reasonably well-behaved clients from causing unintended problems. Control of the StoragePool and StorageVolume instances is sufficient, as a reasonably well-behaved client should at least call DetachDevice or HidePaths on the associated StorageVolumes before calling DeleteProtocolController (both DeleteDevice and HidePaths are controlled), or at the very least understand what the attached volumes are being used for before deleting the protocol controller. The ProtocolControllerforPort and the associated port (e.g., FCPort) are also not restricted for similar reasons.
- RemoveAccess and ChangeAccess are not restricted to avoid complexity. These could be restricted by creating a second type of resource ownership Privilege to control them, and the corresponding access Privileges to enforce the restrictions, but for 1.1, it seems reasonable to trust clients that don't know what they're doing to avoid invocations of RemoveAccess and ChangeAccess.
- ServiceAffectsElement associations are assumed between Services and affected elements. (See Figure 97: "ServiceAffectsElement Associations for ResourceOwnership".) This subprofile does not REQUIRE an implementation to present these associations unless there is more than one of a particular type Service in the profiled Namespace.

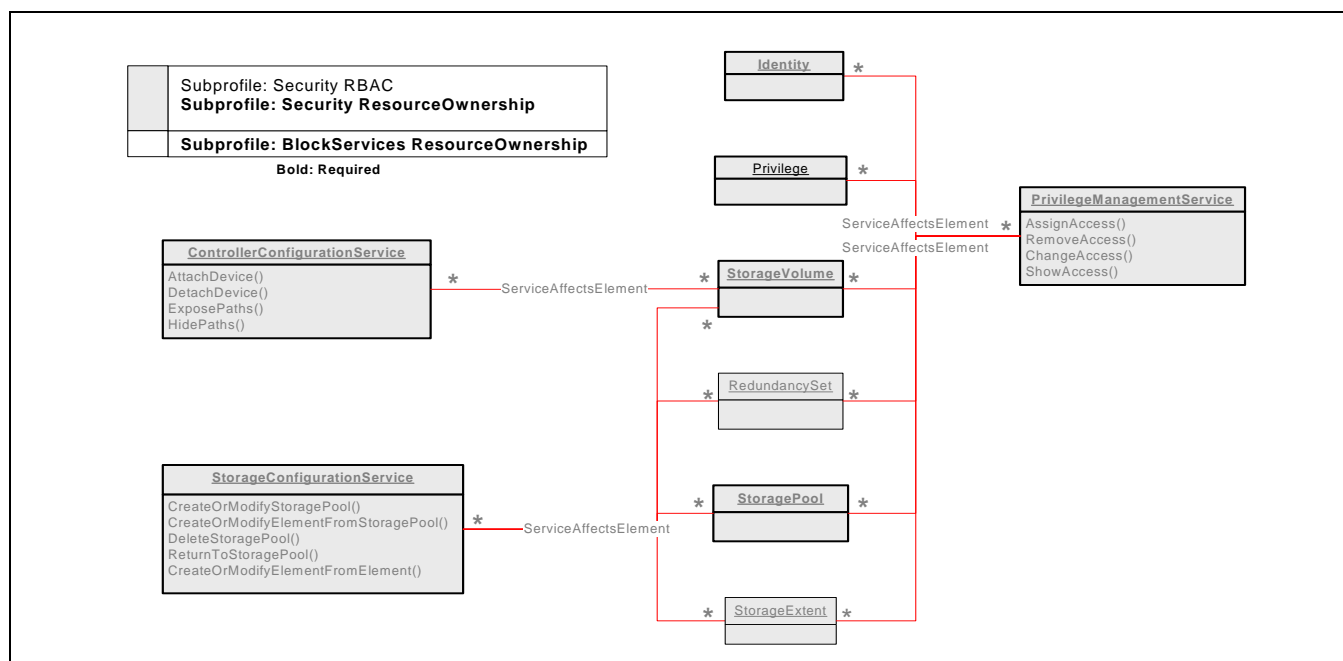


Figure 97 - ServiceAffectsElement Associations for ResourceOwnership

- AuthorizedPrivilege instances are assumed when a Privilege is granted to a subject or assigned to a target. (See Figure 98: "AuthorizedPrivilege Associations for ResourceOwnership".) AuthorizedTarget and AuthorizedSubject associations are assumed between the AuthorizedPrivilege and the target and subject entities respectively. This subprofile does not REQUIRE the implementation to make these instances explicit.

Instead this profile relies on the ChangeAccess method to grant or deny rights and on the ShowAccess method to display rights

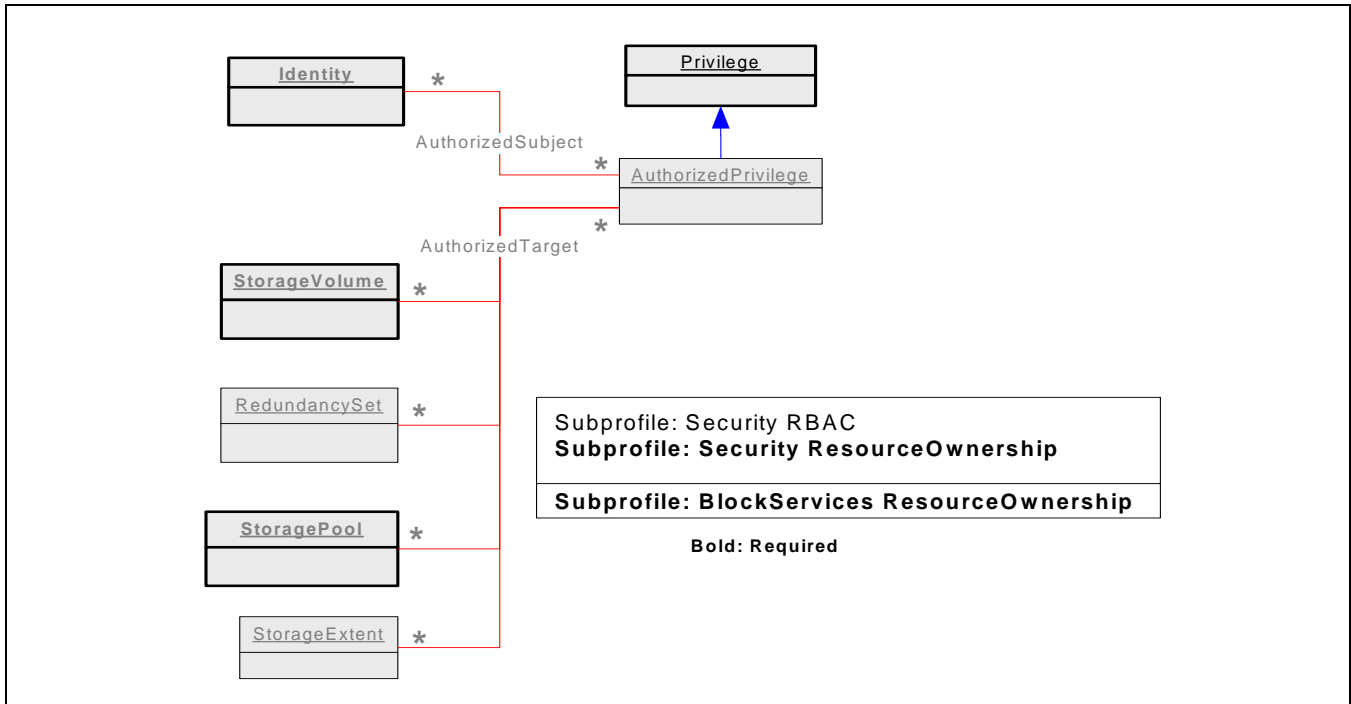


Figure 98 - AuthorizedPrivilege Associations for ResourceOwnership

- PrivilegePropagationRule instances are assumed with appropriate PolicySetAppliesToElement associations to StoragePool and StorageVolume instances and a PolicyRuleInSystem association to a System instances. This subprofile does not REQUIRE either the PrivilegePropagationRule instances nor the related association instances.

21.1.2 Privilege Propagation

Propagation is a means of restricting the number of AuthorizedTarget associations for a Privilege. Propagation has two elements:

- 1) Privilege restrictions on a StoragePool propagate to ConcreteComponent.PartComponent StorageExtents.
- 2) Privilege restrictions on a StoragePool propagate across ConcreteIdentity to a StorageExtent aspect. (For instance when a Raid 5 extent is used as a StoragePool.)
- 3) Privilege restrictions on a StorageExtent propagate across ConcreteIdentity to a RedundancySet aspect. (For instance when spares are available for a Raid 5 extent.)

To place these rules in force, a PrivilegePropagationRule instance is associated via PolicySetAppliesToElement to affected StoragePools or StorageVolumes. This rule shall have its ElementName set to "BlockServices ResourceOwnership" and it shall not have any PolicyCondition or PolicyAction instances associated with it.

ShowAccess may be used to determine the resulting behavior.

21.2 Client Considerations and Recipes

Resource Ownership Privileges can be distinguished from LUN Mapping/Masking privileges as the latter contain Execute (instance of Activities[]) cdb=* (ActivityQualifiers[]) SCSI Command (QualifierFormats[]).

A cascading provider determines whether or not Resource Ownership is supported by an array by looking for Block Services Resource Ownership as a RegisteredSubprofile of the Array Profile.

While this subprofile is intended to support cascading, it can be used with any CIM Client that can authenticate to the CIM Server and thereby obtain an authenticated Identity.

A client can determine whether resource ownership restrictions are enforced on a StorageVolume or StoragePool by using the ShowAccess method (preferred) or by association traversal via AuthorizedTarget to resource ownership Privileges.

When CIM Servers are cascaded, it's necessary to be able to associate the embedded CIM client (e.g., in a virtualizer or NAS head) with the Identity in the array that is the AuthorizedSubject of the privileges. Assuming shared secrets, this can be modeled and realized as follows:

- In the virtualizer or NAS Head, a CIM Service instance is associated (ServiceSAPDependency) with a RemoteServiceAccessPoint that has associated via CredentialContext to a SharedSecret credential that contains information necessary for authentication.
 - RemoteID: String by which the principal is known. This maps to Account.UserID
 - Secret: Password or other secret. This is set, but is not typically readable.
- In the array, the Identity instance is created that is authenticated by the Credential in the previous step. This Identity may be associated via ConcretelIdentity to an Account. Or, it may be associated via IdentityContext to a RemoteServiceAccessPoint that provides access to a 3rd Party Authentication service. If the latter, then the Security 3rdPartyAuthentication Subprofile shall be present on the Array.
- When the CIM client uses HTTP authentication with that username and password, the authenticated Identity is assigned to the CIM client's session.

There is no requirement that the Identity and Account instances in the array be creatable or manipulable via CIM. The contents of these instances have significant security implications and hence the ability to create and change them need to be carefully controlled. This example uses HTTP authentication, but is not meant to exclude other forms of authentication.

DEPRECATED

IMPLEMENTED

22 Storage Virtualizer Profile

22.1 Description

Storage virtualizers act like RAID arrays but can use storage provided by systems external to the storage virtualizer and local disks. A storage virtualizer system combines both remote and local storage to create a seamless pool. The virtualization system allocates volumes from the pool for host systems to use.

The basic virtualizer system profile provides a read-only view of the system. The various subprofiles indicated in Figure 99: "Storage Virtualizer Package Diagram" extend this description and also enable configuration. Refer to 22.4 for more information on these optional extensions. This profile also includes the mandatory 31 Physical Package Package (in *Storage Management Technical Specification, Part 3 Common Profiles, 1.6.1 Rev 6*) that describes the physical layout of the system and includes product identification information. The modeling in this document is split into various sections that describe how to model particular elements of an storage virtualizer system.

Figure 99: "Storage Virtualizer Package Diagram" illustrates the relationship between the packages related to the Storage Virtualizer Profile.

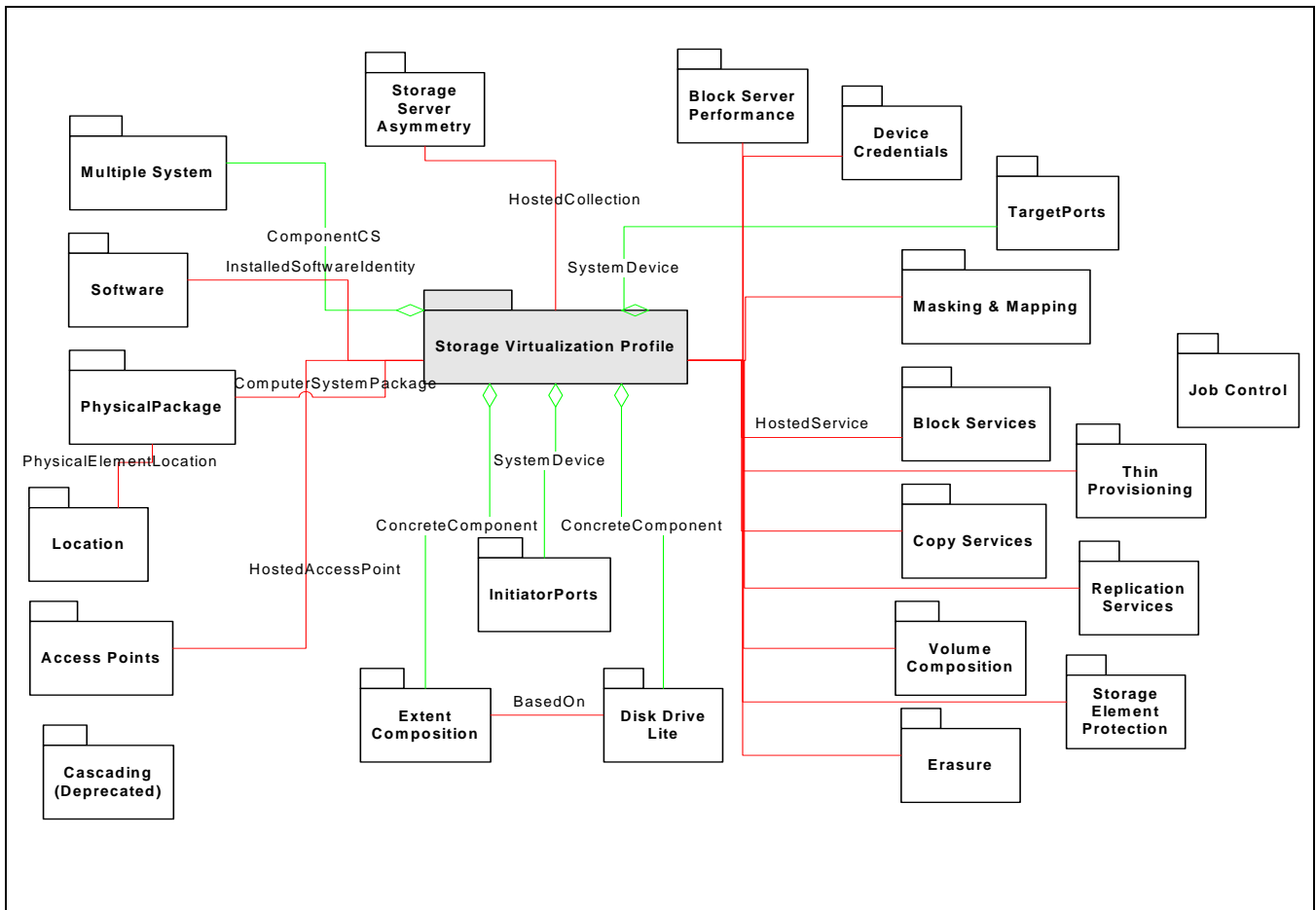


Figure 99 - Storage Virtualizer Package Diagram

22.1.1 Instance Diagram

The diagrams used in this document are 'Instance' diagrams implying the actual classes that you implement rather than the class hierarchy diagrams often used to show CIM models. This is felt to be easier to understand. Refer to the DMTF MOF files for information on class inheritance information and full information on the properties and methods used.

Figure 100: "Storage Virtualizer System Instance" is an instance diagram of a simple Storage Virtualization system.

Storage Virtualizer Profile

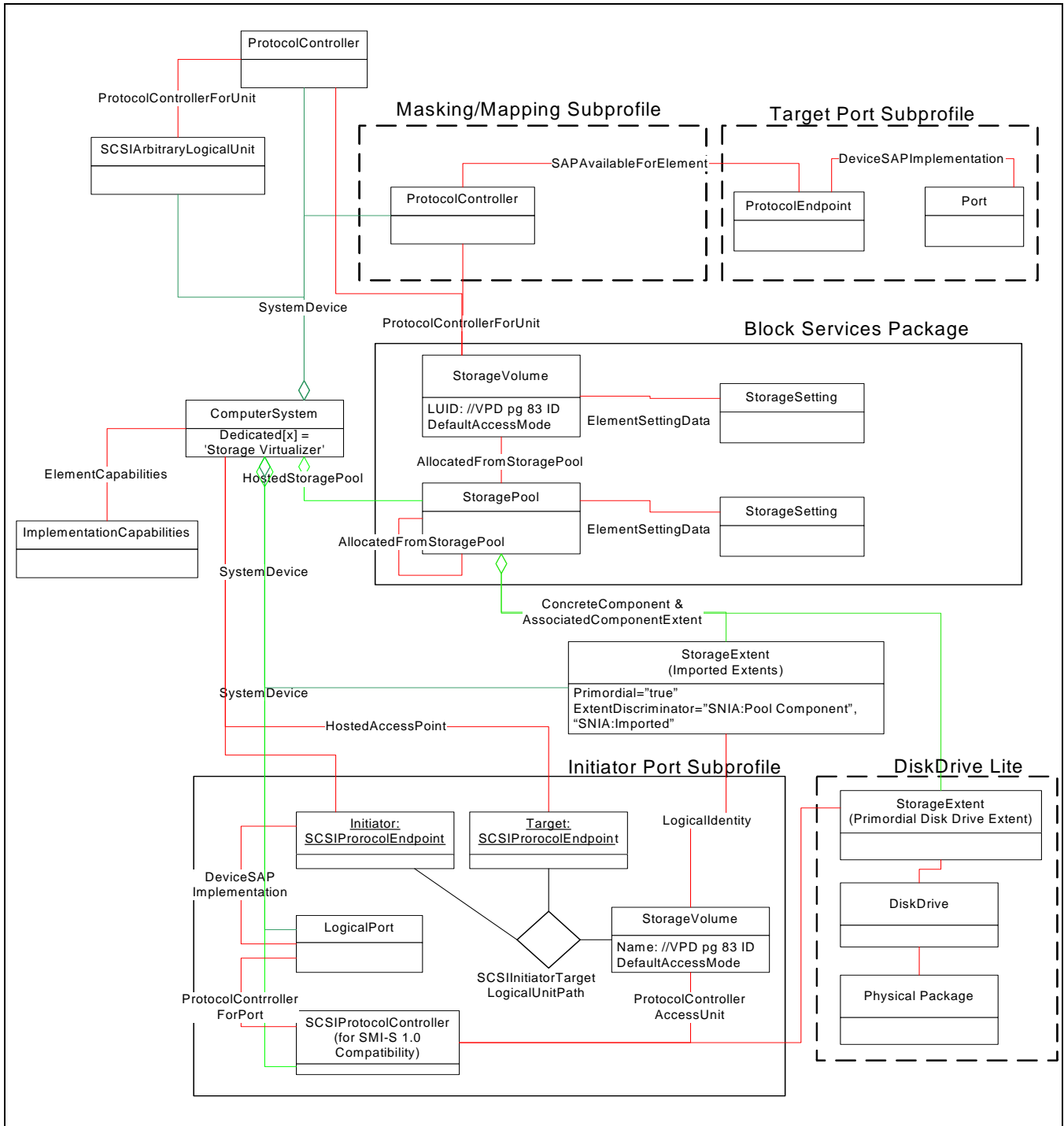


Figure 100 - Storage Virtualizer System Instance

EXPERIMENTAL

22.1.1.1 Primordial StorageExtent Dependency

The StorageElementExtentDependency and ResourcePoolExtentDependency associations show the direct associations between the “imported” primordial storage extents and dependent storage elements (such as StorageVolumes) and resource pools (such as StoragePools), respectively.

Figure 101 shows the StorageElementExtentDependency association between an imported primordial StorageExtent and a dependent StorageVolume. Additionally, the figure shows the ResourcePoolExtentDependency association between two imported primordial storage extents and a dependent StoragePool.

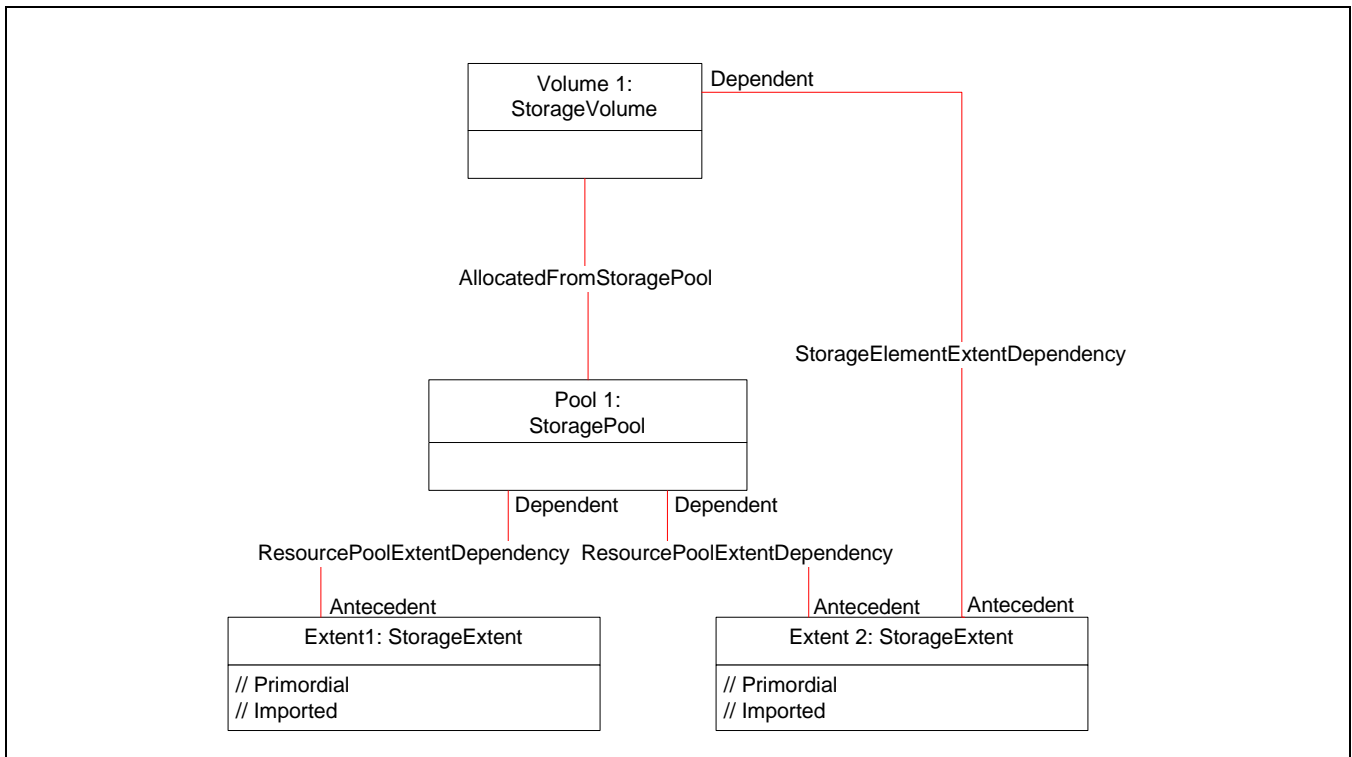


Figure 101 - Dependency to Primordial StorageExtents

Figure 102 shows the ResourcePoolExtentDependency associations to a storage pool hierarchy. In this figure, Pool2 is allocated from Pool1. Pool1 is dependent on Extents 1 and 2, however, Pool2 is only dependent on Extent 2.

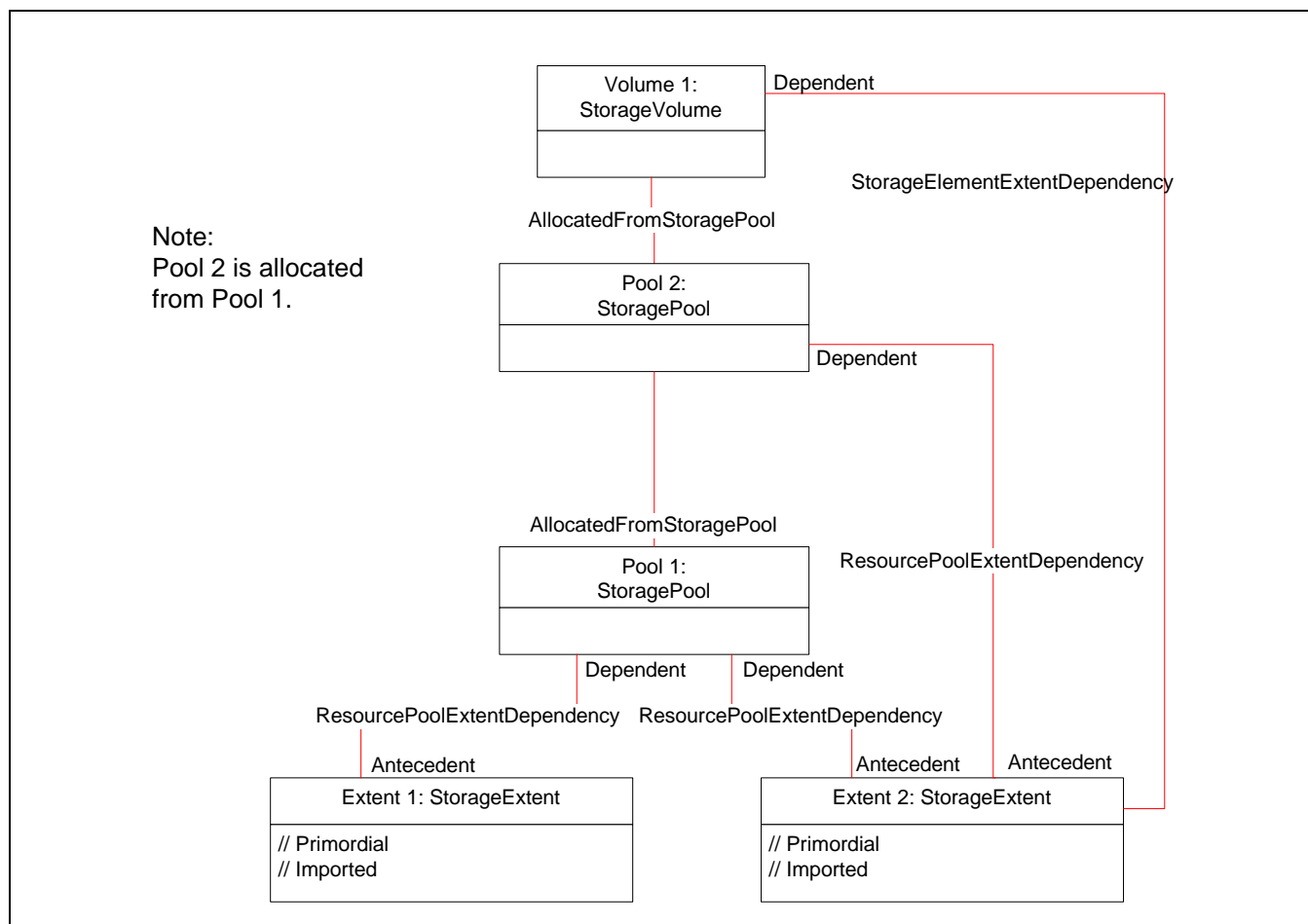


Figure 102 - Primordial Extent Dependency and Pool Hierarchy

EXPERIMENTAL

22.1.2 Storage Virtualization System

The Virtualization system is modeled using the ComputerSystem class with the “Dedicated” properties set to ‘BlockServer’ and “StorageVirtualizer”. The model allows the system to be a cluster or contain redundant components, but the components act as a single system. The ComputerSystem class and common Multiple Computer System Subprofile model this.

EXPERIMENTAL

The capabilities of the Storage Virtualizer implementation are identified in an instance of CIM_ImplementationCapabilities, which is associated to the top level Storage Virtualizer ComputerSystem via ElementCapabilities. This includes information on the capacity optimization techniques supported by the Storage Virtualizer.

EXPERIMENTAL

The StoragePool classes in the center of the diagram represents the mapping from array storage to volumes for host access. The pool is hosted on the ComputerSystem and services to control it are host on the same controller. The StorageExtent at the bottom of the screen represents the storage from external arrays used by the mapping. These StorageExtents are connected to the pool using the ConcreteComponent association. The SCSIProtocolController with the ProtocolControllerAccessesUnit association to the StorageVolume are provided for clients convenience (and compatibility with SMI-S 1.0).

StorageVolumes at the upper right are the volumes created from the StoragePool and are accessible from hosts. The associations to the SCSIProtocolController and to the Port indicate ports the volume is mapped to. The StorageVolumes are described by the StorageSetting class connected by the ElementSettingData association.

22.1.3 Disk Drive Lite

The Disk Drive Lite Subprofile is optional. It should be used to model storage local to the storage virtualizer system. The Disk Drive Lite model includes a StorageExtent instance that represents the storage of the disk drive. If the Disk Drive Lite Profile is implemented, the StorageExtent shall be associated to a primordial pool. It may share a primordial pool with external storage or it can have its own primordial pool.

22.1.4 Controller Software

Information on the installed controller software is represented by the optional Software Subprofile. This is linked to the controller using an InstalledSoftwareIdentity association.

22.1.5 Device Management Access

Most devices now have a web GUI to allow device specific configuration. This is modeled using the common subprofile "Access Point".

22.1.6 Physical Modeling

The physical aspects of the storage virtualizer ComputerSystem are represented by the *Storage Management Technical Specification, Part 3 Common Profiles, 1.6.1 Rev 6 Package 31 "Physical Package Package"* and the optional *Storage Management Technical Specification, Part 3 Common Profiles, 1.6.1 Rev 6 27 "Location Subprofile"*, which provide more details.

22.1.7 Services

The system hosts services used to control the configuration of the system's resources. These services are optional and modeled by Clause 5: "Block Services Package", 9 "Copy Services Subprofile", and 26 "Job Control Subprofile".

22.1.8 Ports

An implementation of the storage virtualizer shall implement at least one Target Ports Subprofile and may implement one or more of the Initiator Ports Subprofiles. However, this specification does not specify any particular port type be supported. In either target or initiator cases, the ports could be FC or iSCSI. All port subprofiles are documented in *Storage Management Technical Specification, Part 3 Common Profiles, 1.6.1 Rev 6*.

The storage virtualizer ConcreteComponent StorageExtent instances shown in the Initiator Ports Profile are the optional remote LogicalDevice instances from Initiator Ports. However, these StorageExtents are mandatory in the Storage Virtualizer Profile.

EXPERIMENTAL

22.1.9 Model Element Summary

This Profile defines the following CIM Classes (and their uses):

ComputerSystem (Top Level System) - This is the top level ComputerSystem of the Storage Virtualizer, distinguished by the Dedicated Property of '15' and '21'.

ComputerSystem (Shadow) - This is the ComputerSystem(s) to which the Storage Virtualizer cascades.

SCSIArbitraryLogicalUnit - To represent a LUN address for receiving SCSI commands.

SCSIProtocolController - To represent wide-open mapping of volumes (in the absence of the Masking and Mapping Profile).

StorageExtent (Imported Extents) - Used to represent the volumes that have been imported from external devices.

StorageVolume (Shadow) - Used to represent the volumes that are imported to the Storage Virtualizer.

EXPERIMENTAL

22.2 Health and Fault Management

Defined in the included subprofiles.

EXPERIMENTAL

22.3 Storage Virtualizer Support for Cascading

The Cascading Profile (see 24 Cascading Subprofile in the *Storage Management Technical Specification, Part 3 Common Profiles, 1.6.1 Rev 6*) has been deprecated in favor of embedding the cascading related classes in the Storage Virtualizer Profile. The classes identified in this section identify the elements of Storage Virtualizer support for the cascading function.

Figure 103: "Virtualizer, Cascading and Initiator Ports" shows the relationship between the Storage Virtualizer and the elements that support cascading of elements to other block server profiles. For example, cascading is required when the virtualizer imports logical units from arrays.

Each imported array is modeled in the virtualizer with a shadow ComputerSystem; the arrays' logical units are modeled using shadow StorageVolume instances. These are depicted in Figure 103: "Virtualizer, Cascading and Initiator Ports" in the box labeled "Cascading Support".

Each shadow ComputerSystem (representing an array) is associated to the Storage Virtualizer ComputerSystem using a Dependency association. StorageVolume models an Array logical unit and is associated to storage virtualizer ConcreteComponent StorageExtent via the LogicalIdentity association. The StorageExtent represents the virtualizer's view of logical units imported from arrays. The StorageExtents are local resources. The shadow ComputerSystem and StorageVolumes contain the correlatable IDs needed to map virtualizer resources to equivalent objects in an Array Profile.

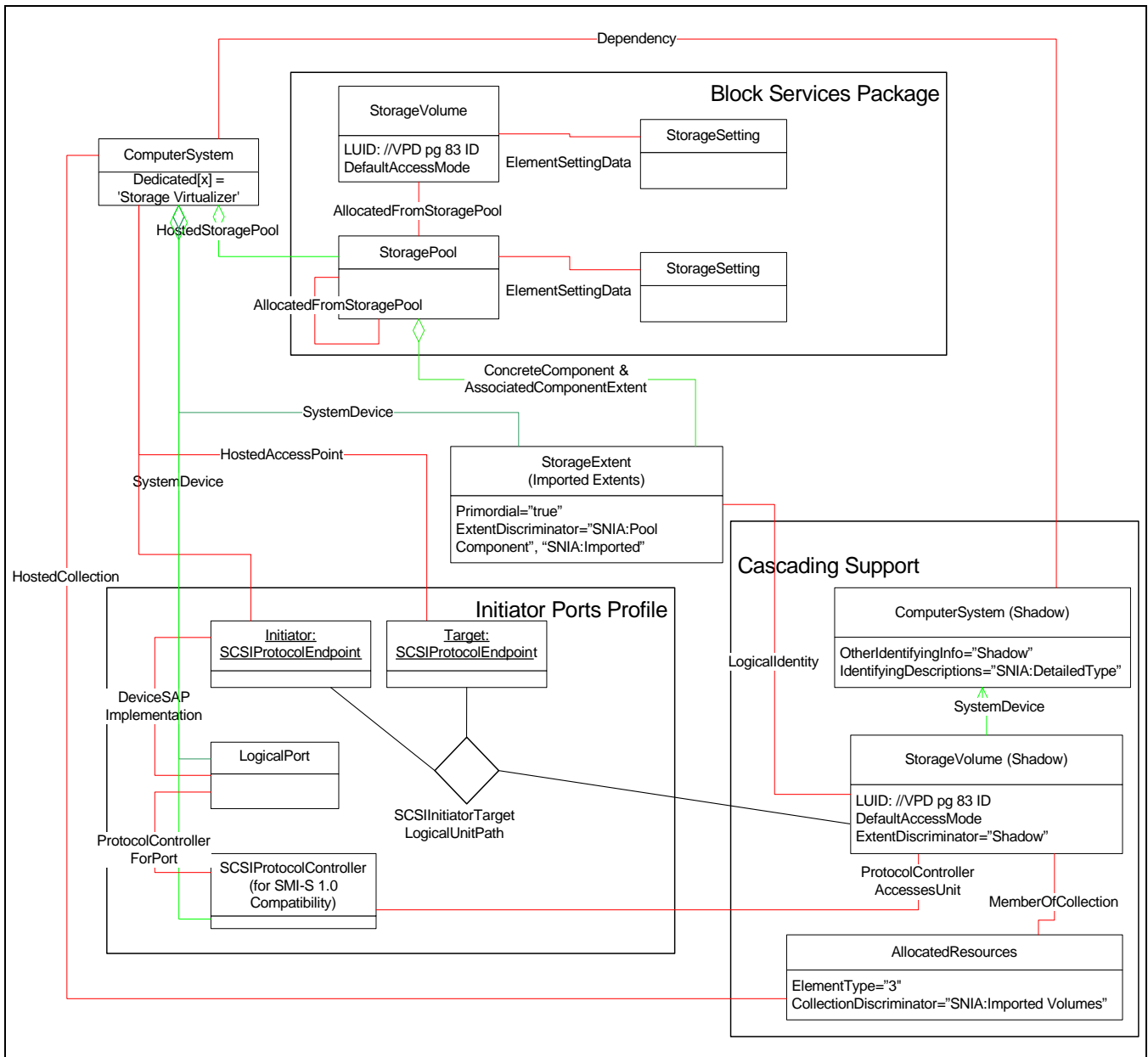


Figure 103 - Virtualizer, Cascading and Initiator Ports

The AllocatedResources collection identifies the shadow StorageVolumes that are actually allocated to the StorageVirtualizer for its use. Optionally, the implementation may also have a RemoteResources collection that identifies all the storage volumes it can see on the SAN.

EXPERIMENTAL

22.4 Supported Subprofiles and Packages

Table 427 describes the supported profiles for Storage Virtualizer.

Table 427 - Supported Profiles for Storage Virtualizer

Profile Name	Organization	Version	Requirement	Description
Access Points	SNIA	1.3.0	Optional	
Block Server Performance	SNIA	1.6.1	Optional	
Block Storage Views	SNIA	1.6.0	Optional	Experimental.
CKD Block Services	SNIA	1.5.0	Optional	Experimental.
Cluster	SNIA	1.0.2	Optional	Deprecated. See Multiple Computer System
Extra Capacity Set	SNIA	1.0.2	Optional	Deprecated. See Multiple Computer System
Disk Drive	SNIA	1.0.2	Optional	Deprecated. See Disk Drive Lite
Disk Drive Lite	SNIA	1.6.0	Optional	
Extent Mapping	SNIA	1.0.2	Optional	Deprecated. See Extent Composition
Erasure	SNIA	1.2.0	Optional	Experimental.
Storage Server Asymmetry	SNIA	1.4.0	Optional	Experimental.
Volume Composition	SNIA	1.5.0	Optional	Experimental.
Storage Element Protection	SNIA	1.4.0	Optional	Experimental.
Copy Services	SNIA	1.5.0	Optional	
Pool Manipulation Capabilities and Settings	SNIA	1.0.2	Optional	Deprecated. See Block Services
LUN Creation	SNIA	1.0.2	Optional	Deprecated. See Block Services
Device Credentials	SNIA	1.3.0	Optional	
LUN Mapping and Masking	SNIA	1.0.2	Optional	Deprecated. See Masking and Mapping
Job Control	SNIA	1.5.0	Optional	
Location	SNIA	1.4.0	Optional	
Masking and Mapping	SNIA	1.4.0	Optional	
Group Masking and Mapping	SNIA	1.5.0	Optional	
Software	SNIA	1.4.0	Optional	
Multiple Computer System	SNIA	1.2.0	Optional	
Backend Ports	SNIA	1.0.2	Optional	Deprecated. See specific Initiator Ports
Disk Sparing	SNIA	1.5.0	Optional	
Extent Composition	SNIA	1.6.0	Optional	
Cascading	SNIA	1.3.0	Mandatory	Deprecated. This is deprecated in favor of embedding cascading elements in the Storage Virtualizer profile.
Block Services	SNIA	1.6.1	Mandatory	
Physical Package	SNIA	1.5.0	Mandatory	

Table 427 - Supported Profiles for Storage Virtualizer

Profile Name	Organization	Version	Requirement	Description
Health	SNIA	1.2.0	Mandatory	
Thin Provisioning	SNIA	1.6.0	Optional	Experimental.
Replication Services	SNIA	1.6.1	Optional	Experimental.
Operational Power	SNIA	1.5.0	Optional	Experimental.
Launch In Context	DMTF	1.0.0	Optional	Experimental. See DSP1102, version 1.0.0
iSCSI Target Ports	SNIA	1.6.0	Support for at least one is mandatory.	
FC Target Ports	SNIA	1.4.0		
SAS Target Ports	SNIA	1.4.0		Experimental.
SB Target Ports	SNIA	1.2.0		
FC Initiator Ports	SNIA	1.6.0		
iSCSI Initiator Ports	SNIA	1.2.0		Experimental.
SAS Initiator Ports	SNIA	1.4.0		Experimental.
ATA Initiator Ports	SNIA	1.4.0		Experimental.
SB Initiator Ports	SNIA	1.4.0		Experimental.
Indication	SNIA	1.5.0	Support for at least one is mandatory.	Deprecated. See the SNIA Indications Profile
Indications	SNIA	1.6.0		Experimental.
Indications	DMTF	1.2.0		Experimental. See DSP1054, version 1.2.0

22.5 Methods of the Profile

None.

22.6 Use Cases

EXPERIMENTAL

22.6.1 Discover the Capacity Optimization Support in an Storage Virtualizer

22.6.1.1 Summary

From a list of available Storage Virtualizer devices, determine which devices support any capacity optimization techniques.

22.6.1.2 Basic Course of Events

- 1) Administrator identifies an available virtualizer device.
- 2) Administrator determines if the virtualizer advertises implementation capabilities.
- 3) System responds with an implementation capabilities.
- 4) Administrator inspects the capacity optimization techniques supported by the virtualizer

22.6.1.3 Alternative Paths

none

22.6.1.4 Exception Paths

FAILED:

- The Storage Virtualizer System does not report implementation capabilities
- The Storage Virtualizer System reports implementation capabilities, but reports “none” for supported capacity optimizations.

22.6.1.5 Triggers

Device selection for provisioning storage for an application.

22.6.1.6 Assumptions

The administrator has a list of candidate storage virtualizer system names for doing provisioning.

22.6.1.7 Preconditions

The systems are available.

EXPERIMENTAL**22.7 Registered Name and Version**

Storage Virtualizer version 1.6.0 (Autonomous Profile)

CIM Schema Version: 2.25

22.8 CIM Elements

Table 428 describes the CIM elements for Storage Virtualizer.

Table 428 - CIM Elements for Storage Virtualizer

Element Name	Requirement	Description
22.8.1 CIM_AssociatedComponentExtent (Pool Component to Primordial Pool)	Conditional	Conditional requirement: Implementation of the Extent Composition profile.
22.8.2 CIM_ComputerSystem (Shadow)	Mandatory	Experimental. 'Top level' system that represents a block storage device (e.g., an Array).
22.8.3 CIM_ComputerSystem (Top Level System)	Mandatory	'Top-level' system that represents the whole virtualizer. Associated to RegisteredProfile.
22.8.4 CIM_ConcreteComponent (Imported Extents to Primordial Pool)	Mandatory	Used to associate StorageExtents that are playing the Pool Component role to a Primordial StoragePool.
22.8.5 CIM_Dependency (Systems)	Mandatory	Experimental. This associates the block storage (e.g., Array) System to the Storage Virtualizer System.
22.8.6 CIM_ElementCapabilities (ImplementationCapabilities to System)	Optional	Experimental. Associates the conformant Storage Virtualizer ComputerSystem to the CIM_ImplementationCapabilities supported by the implementation.

Table 428 - CIM Elements for Storage Virtualizer

Element Name	Requirement	Description
22.8.7 CIM_FilterCollection (Storage Virtualizer Predefined FilterCollection)	Conditional	Experimental. Conditional requirement: Required if the Experimental Indication Profile is supported and the SNIA_IndicationConfigurationCapabilities.SupportedFeatures='5' (Predefined Filter Collections). This is a collection of predefined IndicationFilters to which a client may subscribe.
22.8.8 CIM_FilterCollection (Storage Virtualizer ProfileSpecificLifecycleIndicationFilterCollection)	Optional	Experimental. This is a collection of Lifecycle IndicationFilters defined by the Storage Virtualizer Profile.
22.8.9 CIM_HostedCollection (Allocated Resources)	Mandatory	Experimental. This would associate the AllocatedResources collection to the top level system for the Storage Virtualizer.
22.8.10 CIM_HostedCollection (Remote Resources)	Conditional	Experimental. Conditional requirement: This is required if SNIA_RemoteResources is modeled. This would associate the RemoteResources collection to the top level system for the Storage Virtualizer.
22.8.11 CIM_HostedCollection (Storage Virtualizer to ProfileSpecificLifecycleIndicationFilterCollection)	Optional	Experimental.
22.8.12 CIM_HostedCollection (Storage Virtualizer to predefined FilterCollection)	Conditional	Experimental. Conditional requirement: Required if the Experimental Indication Profile is supported and the SNIA_IndicationConfigurationCapabilities.SupportedFeatures='5' (Predefined Filter Collections).
22.8.13 CIM_ImplementationCapabilities (ImplementationCapabilities)	Optional	Experimental. The capabilities of the profile implementation.
22.8.14 CIM_IndicationFilter (Storage Virtualizer LogicalPort OperationalStatus)	Conditional	Deprecated. Conditional requirement: Required if the Experimental Indication Profile is supported and the SNIA_IndicationConfigurationCapabilities.SupportedFeatures='3' (Predefined Filters). This is the 'pre-defined' CIM_IndicationFilter instance for changes in the OperationalStatus of LogicalPorts.
22.8.15 CIM_IndicationFilter (Storage Virtualizer Storage Volume OperationalStatus)	Conditional	Experimental. Conditional requirement: Required if the Experimental Indication Profile is supported and the SNIA_IndicationConfigurationCapabilities.SupportedFeatures='3' (Predefined Filters). This is the 'pre-defined' CIM_IndicationFilter instance for changes in the OperationalStatus of StorageVolumes.
22.8.16 CIM_IndicationFilter (Storage Virtualizer System Creation)	Conditional	Experimental. Conditional requirement: Required if the Experimental Indication Profile is supported and the SNIA_IndicationConfigurationCapabilities.SupportedFeatures='3' (Predefined Filters). This is the 'pre-defined' CIM_IndicationFilter instance for the addition of a new Storage Virtualizer system instance.
22.8.17 CIM_IndicationFilter (Storage Virtualizer System Deletion)	Conditional	Experimental. Conditional requirement: Required if the Experimental Indication Profile is supported and the SNIA_IndicationConfigurationCapabilities.SupportedFeatures='3' (Predefined Filters). This is the 'pre-defined' CIM_IndicationFilter instance for the removal of a new Storage Virtualizer system instance.
22.8.18 CIM_IndicationFilter (Storage Virtualizer System OperationalStatus)	Conditional	Experimental. Conditional requirement: Required if the Experimental Indication Profile is supported and the SNIA_IndicationConfigurationCapabilities.SupportedFeatures='3' (Predefined Filters). This is the 'pre-defined' CIM_IndicationFilter instance for changes in the OperationalStatus of a System.

Table 428 - CIM Elements for Storage Virtualizer

Element Name	Requirement	Description
22.8.19 CIM_IndicationFilter (WQL Storage Virtualizer FCPort OperationalStatus)	Optional	Deprecated. This is the 'pre-defined' WQL version of the CIM_IndicationFilter instance for changes in the OperationalStatus of FCPorts.
22.8.20 CIM_IndicationFilter (WQL Storage Virtualizer Storage Volume OperationalStatus)	Optional	Deprecated. This is the 'pre-defined' WQL version of the CIM_IndicationFilter instance for changes in the OperationalStatus of StorageVolumes.
22.8.21 CIM_IndicationFilter (WQL Storage Virtualizer System OperationalStatus)	Optional	Deprecated. This is the 'pre-defined' WQL version of the CIM_IndicationFilter instance for changes in the OperationalStatus of a System.
22.8.22 CIM_LogicalIdentity (Shadow Storage Volume)	Mandatory	Experimental. Associates a Storage Virtualizer StorageExtent to a shadow instance of an (imported) StorageVolume.
22.8.23 CIM_MemberOfCollection (Allocated Resources)	Mandatory	Experimental. This supports collecting StorageVolumes. This is required to support the AllocatedResources collection.
22.8.24 CIM_MemberOfCollection (Predefined Filter Collection to Storage Virtualizer Filters)	Conditional	Experimental. Conditional requirement: Required if the Experimental Indication Profile is supported and the SNIA_IndicationConfigurationCapabilities.SupportedFeatures='5' (Predefined Filter Collections). This associates the Storage Virtualizer predefined FilterCollection to the predefined Filters supported by the Storage Virtualizer.
22.8.25 CIM_MemberOfCollection (Remote Resources)	Optional	Experimental. This supports collecting all Shadow instances of StorageVolume that the Storage Virtualizer has available to use. This is optional when used to support the RemoteResources collection (the RemoteResources collection is optional).
22.8.26 CIM_MemberOfCollection (Storage Virtualizer ProfileSpecificLifecycleIndicationFilterCollection to Storage Virtualizer Filters)	Optional	Experimental. This associates the Storage Virtualizer ProfileSpecificLifecycleIndicationFilterCollection to the Filters defined by the Storage Virtualizer Profile.
22.8.27 CIM_ProtocolControllerForUnit (Arbitrary LU for All LUNs View)	Conditional	Conditional requirement: Elements that are mandatory if Masking and Mapping is not implemented.
22.8.28 CIM_ProtocolControllerForUnit (Storage volumes for All LUNs View)	Conditional	Conditional requirement: Elements that are mandatory if Masking and Mapping is not implemented.
22.8.29 CIM_RemoteServiceAccessPoint (Shadow)	Optional	Experimental. CIM_RemoteServiceAccessPoint represents the management interface to a Shadow system.
22.8.30 CIM_ResourcePoolExtentDependency (PoolExtentDependency)	Conditional	Conditional requirement: Implementation of the Extent Composition profile.
22.8.31 CIM_SAPAvailableForElement	Conditional	Experimental. Conditional requirement: This is required if CIM_RemoteServiceAccessPoint is modeled. Represents the association between a RemoteServiceAccessPoint and the Shadow (e.g., Array) System to which it provides access.
22.8.32 CIM_SCSIArbitraryLogicalUnit (Arbitrary LU)	Optional	A SCSI Logical Unit that exists only for management of the virtualizer.
22.8.33 CIM_SCSIProtocolController (All LUNs View)	Conditional	Conditional requirement: Elements that are mandatory if Masking and Mapping is not implemented.
22.8.34 CIM_StorageElementExtentDependency (ElementExtentDependency)	Conditional	Conditional requirement: Implementation of the Extent Composition profile.

Table 428 - CIM Elements for Storage Virtualizer

Element Name	Requirement	Description
22.8.35 CIM_StorageExtent (Imported Extents)	Mandatory	Used to represent the storage imported from external arrays and used as ConcreteComponents of Primordial StoragePools.
22.8.36 CIM_StorageVolume (Shadow)	Mandatory	Experimental. A shadow copy of a remote StorageVolume that is imported to the Storage Virtualizer.
22.8.37 CIM_SystemDevice (Shadow StorageVolumes)	Mandatory	Experimental. This association links shadow StorageVolumes to the scoping (Shadow) system (of the array). This is used to associate the shadow StorageVolummes with the System that manages them.
22.8.38 CIM_SystemDevice (System to SCSIArbitraryLogicalUnit)	Conditional	Conditional requirement: Elements that are mandatory if SCSIArbitraryLogicalUnit is instantiated. This association links SCSIArbitraryLogicalUnit to the scoping system.
22.8.39 CIM_SystemDevice (System to SCSIProtocolController)	Conditional	Conditional requirement: Elements that are mandatory if Masking and Mapping is not implemented. This association links SCSIProtocolController to the scoping system.
22.8.40 CIM_SystemDevice (System to StorageExtent)	Mandatory	This association links the primordial imported StorageExtent to the scoping system.
22.8.41 SNIA_AllocatedResources	Mandatory	Experimental. This is a SystemSpecificCollection for collecting StorageVolumes that are being used by the Storage Virtualizer (e.g., StorageVolumes that the Virtualizer is using as Imported Primordial Extents).
22.8.42 SNIA_RemoteResources	Optional	Experimental. This is a SystemSpecificCollection for collecting StorageVolumes that may be allocated by the Storage Virtualizer profile (e.g., StorageVolumes that may be allocated to support a Storage Virtualizer primordial storage pool).
SELECT * FROM CIM_InstCreation WHERE SourceInstance ISA CIM_ComputerSystem	Mandatory	Creation of a ComputerSystem instance. See section <i>Storage Management Technical Specification, Part 4 Block Devices, 1.6.1 Rev 6</i> 22.8.16 CIM_IndicationFilter (Storage Virtualizer System Creation).
SELECT * FROM CIM_InstDeletion WHERE SourceInstance ISA CIM_ComputerSystem	Mandatory	Deletion of a ComputerSystem instance. See section <i>Storage Management Technical Specification, Part 4 Block Devices, 1.6.1 Rev 6</i> 22.8.17 CIM_IndicationFilter (Storage Virtualizer System Deletion).
SELECT * FROM CIM_InstModification WHERE SourceInstance ISA CIM_StorageVolume AND SourceInstance.OperationalStatus <> PreviousInstance.OperationalStatus	Optional	Deprecated. Deprecated WQL -Modification of OperationalStatus of a Storage Volume instance, provided for backward compatibility with In-band Virtualization. See section <i>Storage Management Technical Specification, Part 4 Block Devices, 1.6.1 Rev 6</i> 22.8.20 CIM_IndicationFilter (WQL Storage Virtualizer Storage Volume OperationalStatus).
SELECT * FROM CIM_InstModification WHERE SourceInstance ISA CIM_StorageVolume AND SourceInstance.CIM_StorageVolume::OperationalStatus <> PreviousInstance.CIM_StorageVolume::OperationalStatus	Mandatory	CQL -Modification of OperationalStatus of a Storage Volume instance. See section <i>Storage Management Technical Specification, Part 4 Block Devices, 1.6.1 Rev 6</i> 22.8.15 CIM_IndicationFilter (Storage Virtualizer Storage Volume OperationalStatus).

Table 428 - CIM Elements for Storage Virtualizer

Element Name	Requirement	Description
SELECT * FROM CIM_InstModification WHERE SourceInstance ISA CIM_FCPort AND SourceInstance.OperationalStatus <> PreviousInstance.OperationalStatus	Optional	Deprecated. Deprecated WQL -Modification of OperationalStatus of a FC port instance, provided for backward compatibility with In-band Virtualization. See section <i>Storage Management Technical Specification, Part 4 Block Devices, 1.6.1 Rev 6 22.8.19</i> CIM_IndicationFilter (WQL Storage Virtualizer FCPort OperationalStatus).
SELECT * FROM CIM_InstModification WHERE SourceInstance ISA CIM_LogicalPort AND SourceInstance.CIM_LogicalPort::OperationalStatus <> PreviousInstance.CIM_LogicalPort::OperationalStatus	Mandatory	Deprecated. CQL -Modification of OperationalStatus of a Logical (FC or Ethernet) port instance. See section <i>Storage Management Technical Specification, Part 4 Block Devices, 1.6.1 Rev 6 22.8.14</i> CIM_IndicationFilter (Storage Virtualizer LogicalPort OperationalStatus).
SELECT * FROM CIM_InstModification WHERE SourceInstance ISA CIM_ComputerSystem AND SourceInstance.OperationalStatus <> PreviousInstance.OperationalStatus	Optional	Deprecated. Deprecated WQL -Modification of OperationalStatus of a ComputerSystem instance, provided for backward compatibility with In-band Virtualization. See section <i>Storage Management Technical Specification, Part 4 Block Devices, 1.6.1 Rev 6 22.8.21</i> CIM_IndicationFilter (WQL Storage Virtualizer System OperationalStatus).
SELECT * FROM CIM_InstModification WHERE SourceInstance ISA CIM_ComputerSystem AND SourceInstance.CIM_ComputerSystem::OperationalStatus <> PreviousInstance.CIM_ComputerSystem::OperationalStatus	Mandatory	CQL -Modification of OperationalStatus of a ComputerSystem instance. See section <i>Storage Management Technical Specification, Part 4 Block Devices, 1.6.1 Rev 6 22.8.18</i> CIM_IndicationFilter (Storage Virtualizer System OperationalStatus).

22.8.1 CIM_AssociatedComponentExtent (Pool Component to Primordial Pool)

The referenced primordial imported StorageExtent represents capacity has not been allocated, is allocated in part, or is allocated in its entirety.

Requirement: Implementation of the Extent Composition profile.

Table 429 describes class CIM_AssociatedComponentExtent (Pool Component to Primordial Pool).

Table 429 - SMI Referenced Properties/Methods for CIM_AssociatedComponentExtent (Pool Component to Primordial Pool)

Properties	Flags	Requirement	Description & Notes
GroupComponent		Mandatory	The Primordial StoragePool.
PartComponent		Mandatory	The imported storage extent that is a component of the primordial storage pool.

22.8.2 CIM_ComputerSystem (Shadow)

Experimental.

Created By: Static

Modified By: Static

Deleted By: Static

Requirement: Mandatory

Table 430 describes class CIM_ComputerSystem (Shadow).

Table 430 - SMI Referenced Properties/Methods for CIM_ComputerSystem (Shadow)

Properties	Flags	Requirement	Description & Notes
CreationClassName		Mandatory	
Name		Mandatory	Unique identifier for the shadow system. E.g., IP address.
ElementName		Mandatory	User friendly name.
OtherIdentifyingInfo	C	Mandatory	At least one of the indices of this array should contain any of the valid system name formats. Another index should contain the string 'Shadow'.
IdentifyingDescriptions	C	Mandatory	For system names this array property should contain the NameFormat of the system name (e.g., 'Ipv4 Address' if the OtherIdentifyInfo is an IPv4 address). In the index for the OtherIdentifyingInfo string 'Shadow' the IdentifyingDescriptions entry should be 'SNIA:DetailedType'.
OperationalStatus		Mandatory	Overall status of the shadow system, as seen by the Storage Virtualizer.
NameFormat		Mandatory	Format for Name property.
Dedicated		Mandatory	Indicates that this computer system is dedicated to operation as a block storage system (e.g., an Array).
PrimaryOwnerContact	M	Optional	Contact details for owner.
PrimaryOwnerName	M	Optional	Owner of the shadow system.

22.8.3 CIM_ComputerSystem (Top Level System)

Created By: Static

Modified By: Static

Deleted By: Static

Requirement: Mandatory

Shall be associated to RegisteredProfile using ElementConformsToProfile association. The RegisteredProfile instance shall have RegisteredName set to 'Storage Virtualizer', RegisteredOrganization set to 'SNIA', and RegisteredVersion set to '1.6.0'.

Table 431 describes class CIM_ComputerSystem (Top Level System).

Table 431 - SMI Referenced Properties/Methods for CIM_ComputerSystem (Top Level System)

Properties	Flags	Requirement	Description & Notes
CreationClassName		Mandatory	
Name	C	Mandatory	Unique identifier for the storage virtualizer. Eg IP address or a FC WWN.
ElementName		Mandatory	User friendly name.
OtherIdentifyingInfo	C	Mandatory	
IdentifyingDescriptions	C	Mandatory	
OperationalStatus		Mandatory	Overall status of the storage virtualizer.
NameFormat		Mandatory	Format for Name property.

Table 431 - SMI Referenced Properties/Methods for CIM_ComputerSystem (Top Level System)

Properties	Flags	Requirement	Description & Notes
Dedicated		Mandatory	The values 15 and 21 indicate that this computer system is dedicated to operation as a storage virtualizer.
PrimaryOwnerContact	M	Optional	Contact details for owner.
PrimaryOwnerName	M	Optional	Owner of the storage virtualizer.

22.8.4 CIM_ConcreteComponent (Imported Extents to Primordial Pool)

Created By: Static

Modified By: Static

Deleted By: Static

Requirement: Mandatory

Table 432 describes class CIM_ConcreteComponent (Imported Extents to Primordial Pool).

Table 432 - SMI Referenced Properties/Methods for CIM_ConcreteComponent (Imported Extents to Primordial Pool)

Properties	Flags	Requirement	Description & Notes
GroupComponent		Mandatory	A Primordial StoragePool.
PartComponent		Mandatory	The imported StorageExtent.

22.8.5 CIM_Dependency (Systems)

Experimental. CIM_Dependency is an association between a shadow System (e.g., Array) and the Storage Virtualizer top level System (ComputerSystem). The specific nature of the dependency is determined by associations between resources (imported StorageExtents) of the Storage Virtualizer system and resources (StorageVolumes) of the shadow system.

CIM_Dependency is not subclassed from anything.

Created By: Static

Modified By: Static

Deleted By: Static

Requirement: Mandatory

Table 433 describes class CIM_Dependency (Systems).

Table 433 - SMI Referenced Properties/Methods for CIM_Dependency (Systems)

Properties	Flags	Requirement	Description & Notes
Antecedent		Mandatory	The Storage Virtualizer top level System.
Dependent		Mandatory	The shadow System (e.g., system of the Array device).

22.8.6 CIM_ElementCapabilities (ImplementationCapabilities to System)

Experimental. Associates the conformant Storage Virtualizer ComputerSystem to the CIM_ImplementationCapabilities supported by the implementation.

Created By: Static

Modified By: Static

Deleted By: Static

Requirement: Optional

Table 434 describes class CIM_ElementCapabilities (ImplementationCapabilities to System).

Table 434 - SMI Referenced Properties/Methods for CIM_ElementCapabilities (ImplementationCapabilities to System)

Properties	Flags	Requirement	Description & Notes
Capabilities		Mandatory	The ImplementationCapabilities.
ManagedElement		Mandatory	The conformant Storage Virtualizer ComputerSystem that has ImplementationCapabilities.

22.8.7 CIM_FilterCollection (Storage Virtualizer Predefined FilterCollection)

Experimental. This is a collection of predefined IndicationFilters to which a client may subscribe. A Storage Virtualizer implementation shall indicate support for predefined FilterCollections by the SNIA_IndicationConfigurationCapabilities.FeaturesSupported = '5' (Predefined Filter Collections).

Requirement: Required if the Experimental Indication Profile is supported and the SNIA_IndicationConfigurationCapabilities.SupportedFeatures='5' (Predefined Filter Collections).

Table 435 describes class CIM_FilterCollection (Storage Virtualizer Predefined FilterCollection).

Table 435 - SMI Referenced Properties/Methods for CIM_FilterCollection (Storage Virtualizer Predefined FilterCollection)

Properties	Flags	Requirement	Description & Notes
InstanceID		Mandatory	Shall specify the unique identifier for an instance of this class within the Implementation namespace.
CollectionName		Mandatory	The value of CollectionName shall be 'SNIA:Storage Virtualizer:Predefined'.

22.8.8 CIM_FilterCollection (Storage Virtualizer ProfileSpecificLifecycleIndicationFilterCollection)

Experimental. This is a collection of Lifecycle IndicationFilters defined by the Storage Virtualizer Profile.

Requirement: Optional

Table 436 describes class CIM_FilterCollection (Storage Virtualizer ProfileSpecificLifecycleIndicationFilterCollection).

Table 436 - SMI Referenced Properties/Methods for CIM_FilterCollection (Storage Virtualizer ProfileSpecificLifecycleIndicationFilterCollection)

Properties	Flags	Requirement	Description & Notes
InstanceID		Mandatory	See the InstanceID definition in section <i>Storage Management Technical Specification, Part 3 Common Profiles, 1.6.1 Rev 6 50.6.13</i> CIM_FilterCollection (StaticFilterCollection).
CollectionName		Mandatory	The value of CollectionName shall be 'SNIA:Storage Virtualizer:ProfileSpecificLifecycleIndicationFilterCollection'.

22.8.9 CIM_HostedCollection (Allocated Resources)

Experimental. CIM_HostedCollection defines a SystemSpecificCollection in the context of a scoping System. It represents a Collection that only has meaning in the context of a System, and/or whose elements are restricted by the definition of the System. In the Storage Virtualizer profile, it is used to associate the Allocated Resources to the top level Computer System of the Storage Virtualizer.

CIM_HostedCollection is subclassed from CIM_HostedDependency.

Created By: Static

Modified By: Static

Deleted By: Static

Requirement: Mandatory

Table 437 describes class CIM_HostedCollection (Allocated Resources).

Table 437 - SMI Referenced Properties/Methods for CIM_HostedCollection (Allocated Resources)

Properties	Flags	Requirement	Description & Notes
Antecedent		Mandatory	The Top Level System of the Storage Virtualizer.
Dependent		Mandatory	The AllocatedResources collection of shadow storage volumes.

22.8.10 CIM_HostedCollection (Remote Resources)

Experimental. CIM_HostedCollection defines a SystemSpecificCollection in the context of a scoping System. It represents a Collection that only has meaning in the context of a System, and/or whose elements are restricted by the definition of the System. In the Storage Virtualizer Profile, it is used to associate the Remote Resources to the top level Computer System of the Storage Virtualizer.

CIM_HostedCollection is subclassed from CIM_HostedDependency.

Created By: Static

Modified By: Static

Deleted By: Static

Requirement: This is required if SNIA_RemoteResources is modeled.

Table 438 describes class CIM_HostedCollection (Remote Resources).

Table 438 - SMI Referenced Properties/Methods for CIM_HostedCollection (Remote Resources)

Properties	Flags	Requirement	Description & Notes
Antecedent		Mandatory	The Top Level System of the Storage Virtualizer.
Dependent		Mandatory	The RemoteResources collection of shadow storage volumes.

22.8.11 CIM_HostedCollection (Storage Virtualizer to ProfileSpecificLifecycleIndicationFilterCollection)

Experimental.

Requirement: Optional

Table 439 describes class CIM_HostedCollection (Storage Virtualizer to ProfileSpecificLifecycleIndicationFilterCollection).

Table 439 - SMI Referenced Properties/Methods for CIM_HostedCollection (Storage Virtualizer to Profile-SpecificLifecycleIndicationFilterCollection)

Properties	Flags	Requirement	Description & Notes
Dependent		Mandatory	Reference to the ProfileSpecificLifecycleIndicationFilterCollection for the Storage Virtualizer.
Antecedent		Mandatory	Reference to the 'Top level' Storage Virtualizer System.

22.8.12 CIM_HostedCollection (Storage Virtualizer to predefined FilterCollection)

Experimental.

Requirement: Required if the Experimental Indication Profile is supported and the SNIA_IndicationConfigurationCapabilities.SupportedFeatures='5' (Predefined Filter Collections).

Table 440 describes class CIM_HostedCollection (Storage Virtualizer to predefined FilterCollection).

Table 440 - SMI Referenced Properties/Methods for CIM_HostedCollection (Storage Virtualizer to predefined FilterCollection)

Properties	Flags	Requirement	Description & Notes
Dependent		Mandatory	Reference to the predefined FilterCollection for the Storage Virtualizer.
Antecedent		Mandatory	Reference to the 'Top level' Storage Virtualizer System.

22.8.13 CIM_ImplementationCapabilities (ImplementationCapabilities)

Experimental. The capabilities (features) of the profile implementation.

Created By: Static

Modified By: Static

Deleted By: Static

Requirement: Optional

Table 441 describes class CIM_ImplementationCapabilities (ImplementationCapabilities).

Table 441 - SMI Referenced Properties/Methods for CIM_ImplementationCapabilities (ImplementationCapabilities)

Properties	Flags	Requirement	Description & Notes
InstanceID		Mandatory	An opaque, unique id for the implementation capability of an implementation.
ElementName		Optional	A provider supplied user-friendly name for this CIM_ImplementationCapabilities element.
SupportedCapacityOptimizations		Mandatory	This array of strings lists the capacity optimization techniques that are supported by the implementation. Valid string values are "none" "SNIA:Thin Provisioning" "SNIA:Data Compression" "SNIA:Data Deduplication".
SupportedViews		Mandatory	This array of strings lists the view classes that are supported by the implementation. Valid string values are "none" "SNIA:VolumeView" "SNIA:DiskDriveView" "SNIA:ExposedView" "SNIA:MaskingMapView" "SNIA:MappingProtocolControllerView" "SNIA:StoragePoolView" "SNIA:ReplicaPairView" .

22.8.14 CIM_IndicationFilter (Storage Virtualizer LogicalPort OperationalStatus)

Deprecated. This is the 'pre-defined' CIM_IndicationFilter instance for changes in the OperationalStatus of LogicalPorts.

Created By: Static

Modified By: Static

Deleted By: Static

Requirement: Required if the Experimental Indication Profile is supported and the SNIA_IndicationConfigurationCapabilities.SupportedFeatures='3' (Predefined Filters).

Table 442 describes class CIM_IndicationFilter (Storage Virtualizer LogicalPort OperationalStatus).

Table 442 - SMI Referenced Properties/Methods for CIM_IndicationFilter (Storage Virtualizer LogicalPort OperationalStatus)

Properties	Flags	Requirement	Description & Notes
SystemCreationClassName		Mandatory	See the SystemCreationClassName definition in section <i>Storage Management Technical Specification, Part 3 Common Profiles, 1.6.1 Rev 6 50.6.25</i> CIM_IndicationFilter (StaticIndicationFilter).
CreationClassName		Mandatory	See the CreationClassName definition in section <i>Storage Management Technical Specification, Part 3 Common Profiles, 1.6.1 Rev 6 50.6.25</i> CIM_IndicationFilter (StaticIndicationFilter).
SystemName		Mandatory	See the SystemName definition in section <i>Storage Management Technical Specification, Part 3 Common Profiles, 1.6.1 Rev 6 50.6.25</i> CIM_IndicationFilter (StaticIndicationFilter).
Name		Mandatory	This shall be 'SNIA:Storage Virtualizer:LogicalPortOperationalStatus'.
SourceNamespace	N	Optional	Deprecated. See the SourceNamespace definition in section <i>Storage Management Technical Specification, Part 3 Common Profiles, 1.6.1 Rev 6 50.6.28</i> CIM_IndicationFilter (pre-defined).
SourceNamespaces	N	Mandatory	Experimental. See the SourceNamespaces definition in section <i>Storage Management Technical Specification, Part 3 Common Profiles, 1.6.1 Rev 6 50.6.25</i> CIM_IndicationFilter (StaticIndicationFilter).

Table 442 - SMI Referenced Properties/Methods for CIM_IndicationFilter (Storage Virtualizer LogicalPort OperationalStatus)

Properties	Flags	Requirement	Description & Notes
Query		Mandatory	SELECT * FROM CIM_InstModification WHERE SourceInstance ISA CIM_LogicalPort AND SourceInstance.CIM_LogicalPort::OperationalStatus <> PreviousInstance.CIM_LogicalPort::OperationalStatus.
QueryLanguage		Mandatory	This shall be 'DMTF:CQL'.
ElementName	N	Optional	See the ElementName definition in section <i>Storage Management Technical Specification, Part 3 Common Profiles, 1.6.1 Rev 6 50.6.28</i> CIM_IndicationFilter (pre-defined).

22.8.15 CIM_IndicationFilter (Storage Virtualizer Storage Volume OperationalStatus)

Experimental. This is the 'pre-defined' CIM_IndicationFilter instance for changes in the OperationalStatus of StorageVolumes.

Created By: Static

Modified By: Static

Deleted By: Static

Requirement: Required if the Experimental Indication Profile is supported and the SNIA_IndicationConfigurationCapabilities.SupportedFeatures='3' (Predefined Filters).

Table 443 describes class CIM_IndicationFilter (Storage Virtualizer Storage Volume OperationalStatus).

Table 443 - SMI Referenced Properties/Methods for CIM_IndicationFilter (Storage Virtualizer Storage Volume OperationalStatus)

Properties	Flags	Requirement	Description & Notes
SystemCreationClassName		Mandatory	See the SystemCreationClassName definition in section <i>Storage Management Technical Specification, Part 3 Common Profiles, 1.6.1 Rev 6 50.6.25</i> CIM_IndicationFilter (StaticIndicationFilter).
CreationClassName		Mandatory	See the CreationClassName definition in section <i>Storage Management Technical Specification, Part 3 Common Profiles, 1.6.1 Rev 6 50.6.25</i> CIM_IndicationFilter (StaticIndicationFilter).
SystemName		Mandatory	See the SystemName definition in section <i>Storage Management Technical Specification, Part 3 Common Profiles, 1.6.1 Rev 6 50.6.25</i> CIM_IndicationFilter (StaticIndicationFilter).
Name		Mandatory	This shall be 'SNIA:Storage Virtualizer:StorageVolumeOperationalStatus'.
SourceNamespace	N	Optional	Deprecated. See the SourceNamespace definition in section <i>Storage Management Technical Specification, Part 3 Common Profiles, 1.6.1 Rev 6 50.6.28</i> CIM_IndicationFilter (pre-defined).
SourceNamespaces	N	Mandatory	Experimental. See the SourceNamespaces definition in section <i>Storage Management Technical Specification, Part 3 Common Profiles, 1.6.1 Rev 6 50.6.25</i> CIM_IndicationFilter (StaticIndicationFilter).
Query		Mandatory	SELECT * FROM CIM_InstModification WHERE SourceInstance ISA CIM_StorageVolume AND SourceInstance.CIM_StorageVolume::OperationalStatus <> PreviousInstance.CIM_StorageVolume::OperationalStatus.

Table 443 - SMI Referenced Properties/Methods for CIM_IndicationFilter (Storage Virtualizer Storage Volume OperationalStatus)

Properties	Flags	Requirement	Description & Notes
QueryLanguage		Mandatory	This shall be 'DMTF:CQL'.
ElementName	N	Optional	See the ElementName definition in section <i>Storage Management Technical Specification, Part 3 Common Profiles, 1.6.1 Rev 6 50.6.28</i> CIM_IndicationFilter (pre-defined).

22.8.16 CIM_IndicationFilter (Storage Virtualizer System Creation)

Experimental. This is the 'pre-defined' CIM_IndicationFilter instance for the addition of a new Storage Virtualizer system instance. This would represent the addition of a controller computer system to the Storage Virtualizer.

Created By: Static

Modified By: Static

Deleted By: Static

Requirement: Required if the Experimental Indication Profile is supported and the SNIA_IndicationConfigurationCapabilities.SupportedFeatures='3' (Predefined Filters).

Table 444 describes class CIM_IndicationFilter (Storage Virtualizer System Creation).

Table 444 - SMI Referenced Properties/Methods for CIM_IndicationFilter (Storage Virtualizer System Creation)

Properties	Flags	Requirement	Description & Notes
SystemCreationClassName		Mandatory	See the SystemCreationClassName definition in section <i>Storage Management Technical Specification, Part 3 Common Profiles, 1.6.1 Rev 6 50.6.25</i> CIM_IndicationFilter (StaticIndicationFilter).
CreationClassName		Mandatory	See the CreationClassName definition in section <i>Storage Management Technical Specification, Part 3 Common Profiles, 1.6.1 Rev 6 50.6.25</i> CIM_IndicationFilter (StaticIndicationFilter).
SystemName		Mandatory	See the SystemName definition in section <i>Storage Management Technical Specification, Part 3 Common Profiles, 1.6.1 Rev 6 50.6.25</i> CIM_IndicationFilter (StaticIndicationFilter).
Name		Mandatory	This shall be 'SNIA:Storage Virtualizer:SystemCreation'.
SourceNamespace	N	Optional	Deprecated. See the SourceNamespace definition in section <i>Storage Management Technical Specification, Part 3 Common Profiles, 1.6.1 Rev 6 50.6.28</i> CIM_IndicationFilter (pre-defined).
SourceNamespaces	N	Mandatory	Experimental. See the SourceNamespaces definition in section <i>Storage Management Technical Specification, Part 3 Common Profiles, 1.6.1 Rev 6 50.6.25</i> CIM_IndicationFilter (StaticIndicationFilter).
Query		Mandatory	SELECT * FROM CIM_InstCreation WHERE SourceInstance ISA CIM_ComputerSystem.
QueryLanguage		Mandatory	This should be 'DMTF:CQL' for CQL queries, but may be 'WQL' or 'SMI-S V1.0'. WQL and SMI-S V1.0 are deprecated in favor of 'DMTF:CQL'.
ElementName	N	Optional	See the ElementName definition in section <i>Storage Management Technical Specification, Part 3 Common Profiles, 1.6.1 Rev 6 50.6.28</i> CIM_IndicationFilter (pre-defined).

22.8.17 CIM_IndicationFilter (Storage Virtualizer System Deletion)

Experimental. This is the 'pre-defined' CIM_IndicationFilter instance for the removal of a new Storage Virtualizer system instance. This would represent the removal of a controller computer system from the Storage Virtualizer.

Created By: Static

Modified By: Static

Deleted By: Static

Requirement: Required if the Experimental Indication Profile is supported and the SNIA_IndicationConfigurationCapabilities.SupportedFeatures='3' (Predefined Filters).

Table 445 describes class CIM_IndicationFilter (Storage Virtualizer System Deletion).

Table 445 - SMI Referenced Properties/Methods for CIM_IndicationFilter (Storage Virtualizer System Deletion)

Properties	Flags	Requirement	Description & Notes
SystemCreationClassName		Mandatory	See the SystemCreationClassName definition in section <i>Storage Management Technical Specification, Part 3 Common Profiles, 1.6.1 Rev 6 50.6.25 CIM_IndicationFilter (StaticIndicationFilter)</i> .
CreationClassName		Mandatory	See the CreationClassName definition in section <i>Storage Management Technical Specification, Part 3 Common Profiles, 1.6.1 Rev 6 50.6.25 CIM_IndicationFilter (StaticIndicationFilter)</i> .
SystemName		Mandatory	See the SystemName definition in section <i>Storage Management Technical Specification, Part 3 Common Profiles, 1.6.1 Rev 6 50.6.25 CIM_IndicationFilter (StaticIndicationFilter)</i> .
Name		Mandatory	This shall be 'SNIA:Storage Virtualizer:SystemDeletion'.
SourceNamespace	N	Optional	Deprecated. See the SourceNamespace definition in section <i>Storage Management Technical Specification, Part 3 Common Profiles, 1.6.1 Rev 6 50.6.28 CIM_IndicationFilter (pre-defined)</i> .
SourceNamespaces	N	Mandatory	Experimental. See the SourceNamespaces definition in section <i>Storage Management Technical Specification, Part 3 Common Profiles, 1.6.1 Rev 6 50.6.25 CIM_IndicationFilter (StaticIndicationFilter)</i> .
Query		Mandatory	SELECT * FROM CIM_InstDeletion WHERE SourceInstance ISA CIM_ComputerSystem.
QueryLanguage		Mandatory	This should be 'DMTF:CQL' for CQL queries, but may be 'WQL' or 'SMI-S V1.0'. WQL and SMI-S V1.0 are deprecated in favor of 'DMTF:CQL'.
ElementName	N	Optional	See the ElementName definition in section <i>Storage Management Technical Specification, Part 3 Common Profiles, 1.6.1 Rev 6 50.6.28 CIM_IndicationFilter (pre-defined)</i> .

22.8.18 CIM_IndicationFilter (Storage Virtualizer System OperationalStatus)

Experimental. This is the 'pre-defined' CIM_IndicationFilter instance for changes in the OperationalStatus of a System.

Created By: Static

Modified By: Static

Deleted By: Static

Requirement: Required if the Experimental Indication Profile is supported and the SNIA_IndicationConfigurationCapabilities.SupportedFeatures='3' (Predefined Filters).

Table 446 describes class CIM_IndicationFilter (Storage Virtualizer System OperationalStatus).

Table 446 - SMI Referenced Properties/Methods for CIM_IndicationFilter (Storage Virtualizer System OperationalStatus)

Properties	Flags	Requirement	Description & Notes
SystemCreationClassName		Mandatory	See the SystemCreationClassName definition in section <i>Storage Management Technical Specification, Part 3 Common Profiles, 1.6.1 Rev 6 50.6.25</i> CIM_IndicationFilter (StaticIndicationFilter).
CreationClassName		Mandatory	See the CreationClassName definition in section <i>Storage Management Technical Specification, Part 3 Common Profiles, 1.6.1 Rev 6 50.6.25</i> CIM_IndicationFilter (StaticIndicationFilter).
SystemName		Mandatory	See the SystemName definition in section <i>Storage Management Technical Specification, Part 3 Common Profiles, 1.6.1 Rev 6 50.6.25</i> CIM_IndicationFilter (StaticIndicationFilter).
Name		Mandatory	This shall be 'SNIA:Storage Virtualizer:SystemOperationalStatus'.
SourceNamespace	N	Optional	Deprecated. See the SourceNamespace definition in section <i>Storage Management Technical Specification, Part 3 Common Profiles, 1.6.1 Rev 6 50.6.28</i> CIM_IndicationFilter (pre-defined).
SourceNamespaces	N	Mandatory	Experimental. See the SourceNamespaces definition in section <i>Storage Management Technical Specification, Part 3 Common Profiles, 1.6.1 Rev 6 50.6.25</i> CIM_IndicationFilter (StaticIndicationFilter).
Query		Mandatory	SELECT * FROM CIM_InstModification WHERE SourceInstance ISA CIM_ComputerSystem AND SourceInstance.CIM_ComputerSystem::OperationalStatus <> PreviousInstance.CIM_ComputerSystem::OperationalStatus.
QueryLanguage		Mandatory	This shall be 'DMTF:CQL'.
ElementName	N	Optional	See the ElementName definition in section <i>Storage Management Technical Specification, Part 3 Common Profiles, 1.6.1 Rev 6 50.6.28</i> CIM_IndicationFilter (pre-defined).

22.8.19 CIM_IndicationFilter (WQL Storage Virtualizer FCPort OperationalStatus)

Deprecated. This is the 'pre-defined' WQL version of the CIM_IndicationFilter instance for changes in the OperationalStatus of FCPorts.

Created By: Static

Modified By: Static

Deleted By: Static

Requirement: Optional

Table 447 describes class CIM_IndicationFilter (WQL Storage Virtualizer FCPort OperationalStatus).

Table 447 - SMI Referenced Properties/Methods for CIM_IndicationFilter (WQL Storage Virtualizer FCPort OperationalStatus)

Properties	Flags	Requirement	Description & Notes
SystemCreationClassName		Mandatory	See the SystemCreationClassName definition in section <i>Storage Management Technical Specification, Part 3 Common Profiles, 1.6.1 Rev 6 50.6.25</i> CIM_IndicationFilter (StaticIndicationFilter).
CreationClassName		Mandatory	See the CreationClassName definition in section <i>Storage Management Technical Specification, Part 3 Common Profiles, 1.6.1 Rev 6 50.6.25</i> CIM_IndicationFilter (StaticIndicationFilter).
SystemName		Mandatory	See the SystemName definition in section <i>Storage Management Technical Specification, Part 3 Common Profiles, 1.6.1 Rev 6 50.6.25</i> CIM_IndicationFilter (StaticIndicationFilter).
Name		Mandatory	This shall be 'SNIA:Storage Virtualizer:FCPortOperationalStatusWQL'.
SourceNamespace	N	Optional	Deprecated. See the SourceNamespace definition in section <i>Storage Management Technical Specification, Part 3 Common Profiles, 1.6.1 Rev 6 50.6.28</i> CIM_IndicationFilter (pre-defined).
SourceNamespaces	N	Mandatory	Experimental. See the SourceNamespaces definition in section <i>Storage Management Technical Specification, Part 3 Common Profiles, 1.6.1 Rev 6 50.6.25</i> CIM_IndicationFilter (StaticIndicationFilter).
Query		Mandatory	SELECT * FROM CIM_InstModification WHERE SourceInstance ISA CIM_FCPort AND SourceInstance.OperationalStatus <> PreviousInstance.OperationalStatus.
QueryLanguage		Mandatory	This shall be 'WQL' or 'SMI-S V1.0'.
ElementName	N	Optional	See the ElementName definition in section <i>Storage Management Technical Specification, Part 3 Common Profiles, 1.6.1 Rev 6 50.6.28</i> CIM_IndicationFilter (pre-defined).

22.8.20 CIM_IndicationFilter (WQL Storage Virtualizer Storage Volume OperationalStatus)

Deprecated. This is the 'pre-defined' WQL version of the CIM_IndicationFilter instance for changes in the OperationalStatus of StorageVolumes.

Created By: Static

Modified By: Static

Deleted By: Static

Requirement: Optional

Table 448 describes class CIM_IndicationFilter (WQL Storage Virtualizer Storage Volume OperationalStatus).

Table 448 - SMI Referenced Properties/Methods for CIM_IndicationFilter (WQL Storage Virtualizer Storage Volume OperationalStatus)

Properties	Flags	Requirement	Description & Notes
SystemCreationClassName		Mandatory	See the SystemCreationClassName definition in section <i>Storage Management Technical Specification, Part 3 Common Profiles, 1.6.1 Rev 6 50.6.25</i> CIM_IndicationFilter (StaticIndicationFilter).
CreationClassName		Mandatory	See the CreationClassName definition in section <i>Storage Management Technical Specification, Part 3 Common Profiles, 1.6.1 Rev 6 50.6.25</i> CIM_IndicationFilter (StaticIndicationFilter).
SystemName		Mandatory	See the SystemName definition in section <i>Storage Management Technical Specification, Part 3 Common Profiles, 1.6.1 Rev 6 50.6.25</i> CIM_IndicationFilter (StaticIndicationFilter).
Name		Mandatory	This shall be 'SNIA:Storage Virtualizer:StorageVolumeOperationalStatusWQL'.
SourceNamespace	N	Optional	Deprecated. See the SourceNamespace definition in section <i>Storage Management Technical Specification, Part 3 Common Profiles, 1.6.1 Rev 6 50.6.28</i> CIM_IndicationFilter (pre-defined).
SourceNamespaces	N	Mandatory	Experimental. See the SourceNamespaces definition in section <i>Storage Management Technical Specification, Part 3 Common Profiles, 1.6.1 Rev 6 50.6.25</i> CIM_IndicationFilter (StaticIndicationFilter).
Query		Mandatory	SELECT * FROM CIM_InstModification WHERE SourceInstance ISA CIM_StorageVolume AND SourceInstance.OperationalStatus <> PreviousInstance.OperationalStatus.
QueryLanguage		Mandatory	This shall be 'WQL' or 'SMI-S V1.0'.
ElementName	N	Optional	See the ElementName definition in section <i>Storage Management Technical Specification, Part 3 Common Profiles, 1.6.1 Rev 6 50.6.28</i> CIM_IndicationFilter (pre-defined).

22.8.21 CIM_IndicationFilter (WQL Storage Virtualizer System OperationalStatus)

Deprecated. This is the 'pre-defined' WQL version of the CIM_IndicationFilter instance for changes in the OperationalStatus of a System.

Created By: Static

Modified By: Static

Deleted By: Static

Requirement: Optional

Table 449 describes class CIM_IndicationFilter (WQL Storage Virtualizer System OperationalStatus).

Table 449 - SMI Referenced Properties/Methods for CIM_IndicationFilter (WQL Storage Virtualizer System OperationalStatus)

Properties	Flags	Requirement	Description & Notes
SystemCreationClassName		Mandatory	See the SystemCreationClassName definition in section <i>Storage Management Technical Specification, Part 3 Common Profiles, 1.6.1 Rev 6 50.6.25</i> CIM_IndicationFilter (StaticIndicationFilter).
CreationClassName		Mandatory	See the CreationClassName definition in section <i>Storage Management Technical Specification, Part 3 Common Profiles, 1.6.1 Rev 6 50.6.25</i> CIM_IndicationFilter (StaticIndicationFilter).
SystemName		Mandatory	See the SystemName definition in section <i>Storage Management Technical Specification, Part 3 Common Profiles, 1.6.1 Rev 6 50.6.25</i> CIM_IndicationFilter (StaticIndicationFilter).
Name		Mandatory	This shall be 'SNIA:Storage Virtualizer:SystemOperationalStatusWQL'.
SourceNamespace	N	Optional	Deprecated. See the SourceNamespace definition in section <i>Storage Management Technical Specification, Part 3 Common Profiles, 1.6.1 Rev 6 50.6.28</i> CIM_IndicationFilter (pre-defined).
SourceNamespaces	N	Mandatory	Experimental. See the SourceNamespaces definition in section <i>Storage Management Technical Specification, Part 3 Common Profiles, 1.6.1 Rev 6 50.6.25</i> CIM_IndicationFilter (StaticIndicationFilter).
Query		Mandatory	SELECT * FROM CIM_InstModification WHERE SourceInstance ISA CIM_ComputerSystem AND SourceInstance.OperationalStatus <> PreviousInstance.OperationalStatus.
QueryLanguage		Mandatory	This shall be 'WQL' or 'SMI-S V1.0'.
ElementName	N	Optional	See the ElementName definition in section <i>Storage Management Technical Specification, Part 3 Common Profiles, 1.6.1 Rev 6 50.6.28</i> CIM_IndicationFilter (pre-defined).

22.8.22 CIM_LogicalIdentity (Shadow Storage Volume)

Experimental. Associates local StorageExtent to a shadow instance of an (imported) StorageVolume.

Created By: Static

Modified By: Static

Deleted By: Static

Requirement: Mandatory

Table 450 describes class CIM_LogicalIdentity (Shadow Storage Volume).

Table 450 - SMI Referenced Properties/Methods for CIM_LogicalIdentity (Shadow Storage Volume)

Properties	Flags	Requirement	Description & Notes
SystemElement		Mandatory	This is a reference to the shadow (imported) StorageVolume.
SameElement		Mandatory	This is a reference to the Storage Virtualizer StorageExtent that maps to the shadow (imported) StorageVolume.

22.8.23 CIM_MemberOfCollection (Allocated Resources)

Experimental. This use of MemberOfCollection is to collect all allocated shadow StorageVolume instances (in the AllocatedResources collection).

Created By: Static

Modified By: Static

Deleted By: Static

Requirement: Mandatory

Table 451 describes class CIM_MemberOfCollection (Allocated Resources).

Table 451 - SMI Referenced Properties/Methods for CIM_MemberOfCollection (Allocated Resources)

Properties	Flags	Requirement	Description & Notes
Member		Mandatory	A shadow storage volume (one with ExtentDiscriminator='SNIA:Shadow').
Collection		Mandatory	The AllocatedResources collection of shadow storage volumes.

22.8.24 CIM_MemberOfCollection (Predefined Filter Collection to Storage Virtualizer Filters)

Experimental. This associates the Storage Virtualizer predefined FilterCollection to the predefined Filters supported by the Storage Virtualizer.

Requirement: Required if the Experimental Indication Profile is supported and the SNIA_IndicationConfigurationCapabilities.SupportedFeatures='5' (Predefined Filter Collections).

Table 452 describes class CIM_MemberOfCollection (Predefined Filter Collection to Storage Virtualizer Filters).

Table 452 - SMI Referenced Properties/Methods for CIM_MemberOfCollection (Predefined Filter Collection to Storage Virtualizer Filters)

Properties	Flags	Requirement	Description & Notes
Collection		Mandatory	Reference to the Storage Virtualizer predefined FilterCollection.
Member		Mandatory	Reference to the predefined IndicationFilters of the Storage Virtualizer.

22.8.25 CIM_MemberOfCollection (Remote Resources)

Experimental. This use of MemberOfCollection is to collect all shadow StorageVolume instances (in the RemoteResources collection). Each association (and the RemoteResources collection, itself) is created through external means.

Created By: Static

Modified By: Static

Deleted By: Static

Requirement: Optional

Table 453 describes class CIM_MemberOfCollection (Remote Resources).

Table 453 - SMI Referenced Properties/Methods for CIM_MemberOfCollection (Remote Resources)

Properties	Flags	Requirement	Description & Notes
Member		Mandatory	A shadow storage volume (one with ExtentDiscriminator='SNIA:Shadow').
Collection		Mandatory	The RemoteResources collection of shadow storage volumes.

22.8.26 CIM_MemberOfCollection (Storage Virtualizer ProfileSpecificLifecycleIndicationFilterCollection to Storage Virtualizer Filters)

Experimental. This associates the Storage Virtualizer ProfileSpecificLifecycleIndicationFilterCollection to the Filters defined by the Storage Virtualizer Profile.

Requirement: Optional

Table 454 describes class CIM_MemberOfCollection (Storage Virtualizer ProfileSpecificLifecycleIndicationFilterCollection to Storage Virtualizer Filters).

Table 454 - SMI Referenced Properties/Methods for CIM_MemberOfCollection (Storage Virtualizer Profile-SpecificLifecycleIndicationFilterCollection to Storage Virtualizer Filters)

Properties	Flags	Requirement	Description & Notes
Collection		Mandatory	Reference to the Storage Virtualizer ProfileSpecificLifecycleIndicationFilterCollection.
Member		Mandatory	Reference to the IndicationFilters defined by the Storage Virtualizer Profile.

22.8.27 CIM_ProtocolControllerForUnit (Arbitrary LU for All LUNs View)

Created By: Static

Modified By: Static

Deleted By: Static

Requirement: Elements that are mandatory if Masking and Mapping is not implemented.

Table 455 describes class CIM_ProtocolControllerForUnit (Arbitrary LU for All LUNs View).

Table 455 - SMI Referenced Properties/Methods for CIM_ProtocolControllerForUnit (Arbitrary LU for All LUNs View)

Properties	Flags	Requirement	Description & Notes
DeviceNumber		Mandatory	Address (e.g. LUN) of the associated Device. Shall be formatted as unseparated uppercase hexadecimal digits, with no leading 0x.
DeviceAccess		Mandatory	The access rights granted to the referenced logical unit as exposed through referenced ProtocolController.
Antecedent		Mandatory	
Dependent		Mandatory	A reference to the SCSI Arbitrary logical unit.

22.8.28 CIM_ProtocolControllerForUnit (Storage volumes for All LUNs View)

Created By: Static

Modified By: Static

Deleted By: Static

Requirement: Elements that are mandatory if Masking and Mapping is not implemented.

Table 456 describes class CIM_ProtocolControllerForUnit (Storage volumes for All LUNs View).

Table 456 - SMI Referenced Properties/Methods for CIM_ProtocolControllerForUnit (Storage volumes for All LUNs View)

Properties	Flags	Requirement	Description & Notes
DeviceNumber		Mandatory	Address (e.g. LUN) of the associated Device. Shall be formatted as unseparated uppercase hexadecimal digits, with no leading 0x.
DeviceAccess		Mandatory	The access rights granted to the referenced logical unit as exposed through referenced ProtocolController.
Antecedent		Mandatory	
Dependent		Mandatory	A reference to the SCSI logical unit (for example, a Block Services StorageVolume).

22.8.29 CIM_RemoteServiceAccessPoint (Shadow)

Experimental. CIM_RemoteServiceAccessPoint is an instance that provides access information for accessing the actual Shadow (e.g., Array) system via a management interface.

CIM_RemoteServiceAccessPoint is not subclassed from CIM_ServiceAccessPoint.

Created By: Static

Modified By: Static

Deleted By: Static

Requirement: Optional

Table 457 describes class CIM_RemoteServiceAccessPoint (Shadow).

Table 457 - SMI Referenced Properties/Methods for CIM_RemoteServiceAccessPoint (Shadow)

Properties	Flags	Requirement	Description & Notes
SystemCreationClassName		Mandatory	The CIM Class name of the Computer System hosting the management interface.
SystemName		Mandatory	The name of the Computer System hosting the management interface.
CreationClassName		Mandatory	The CIM Class name of the management interface.
Name		Mandatory	The unique name of the management interface.

22.8.30 CIM_ResourcePoolExtentDependency (PoolExtentDependency)

The referenced imported primordial StorageExtent and its dependent resource pools.

Requirement: Implementation of the Extent Composition profile.

Table 458 describes class CIM_ResourcePoolExtentDependency (PoolExtentDependency).

Table 458 - SMI Referenced Properties/Methods for CIM_ResourcePoolExtentDependency (PoolExtentDependency)

Properties	Flags	Requirement	Description & Notes
Dependent		Mandatory	The dependent storage pool.
Antecedent		Mandatory	The imported storage extent that is a component of the primordial storage pool.

22.8.31 CIM_SAPAvailableForElement

Experimental.

Created By: Static

Modified By: Static

Deleted By: Static

Requirement: This is required if CIM_RemoteServiceAccessPoint is modeled.

Table 459 describes class CIM_SAPAvailableForElement.

Table 459 - SMI Referenced Properties/Methods for CIM_SAPAvailableForElement

Properties	Flags	Requirement	Description & Notes
ManagedElement		Mandatory	Shadow System.
AvailableSAP		Mandatory	The service access point of the shadow system.

22.8.32 CIM_SCSIArbitraryLogicalUnit (Arbitrary LU)

Created By: Static

Modified By: Static

Deleted By: Static

Requirement: Optional

Table 460 describes class CIM_SCSIArbitraryLogicalUnit (Arbitrary LU).

Table 460 - SMI Referenced Properties/Methods for CIM_SCSIArbitraryLogicalUnit (Arbitrary LU)

Properties	Flags	Requirement	Description & Notes
SystemCreationClassName		Mandatory	
SystemName		Mandatory	
CreationClassName		Mandatory	
DeviceID		Mandatory	Opaque identifier.
ElementName		Mandatory	User-friendly name.
Name		Mandatory	
OperationalStatus		Mandatory	

22.8.33 CIM_SCSIProtocolController (All LUNs View)

Created By: Static

Modified By: Static

Deleted By: Static

Requirement: Elements that are mandatory if Masking and Mapping is not implemented.

Table 461 describes class CIM_SCSIProtocolController (All LUNs View).

Table 461 - SMI Referenced Properties/Methods for CIM_SCSIProtocolController (All LUNs View)

Properties	Flags	Requirement	Description & Notes
SystemCreationClassName		Mandatory	
SystemName		Mandatory	
CreationClassName		Mandatory	
DeviceID		Mandatory	

22.8.34 CIM_StorageElementExtentDependency (ElementExtentDependency)

The referenced imported primordial StorageExtent and its dependent elements.

Requirement: Implementation of the Extent Composition profile.

Table 462 describes class CIM_StorageElementExtentDependency (ElementExtentDependency).

Table 462 - SMI Referenced Properties/Methods for CIM_StorageElementExtentDependency (ElementExtentDependency)

Properties	Flags	Requirement	Description & Notes
Dependent		Mandatory	The dependent element.
Antecedent		Mandatory	The imported storage extent that is a component of the primordial storage pool.

22.8.35 CIM_StorageExtent (Imported Extents)

Created By: Static

Modified By: Static

Deleted By: Static

Requirement: Mandatory

Table 463 describes class CIM_StorageExtent (Imported Extents).

Table 463 - SMI Referenced Properties/Methods for CIM_StorageExtent (Imported Extents)

Properties	Flags	Requirement	Description & Notes
SystemCreationClassName		Mandatory	
SystemName		Mandatory	
CreationClassName		Mandatory	
DeviceID		Mandatory	
BlockSize		Mandatory	
NumberOfBlocks		Mandatory	
ExtentStatus		Mandatory	
OperationalStatus		Mandatory	
Primordial		Mandatory	This shall be true for extents instantiated in the Storage Virtualizer.
ExtentDiscriminator		Mandatory	Experimental. This is an array of values that shall contain 'SNIA:Pool Component' and 'SNIA:Imported'.

22.8.36 CIM_StorageVolume (Shadow)

Experimental. A shadow copy of a remote StorageVolume that is imported to the Storage Virtualizer. If the Storage Virtualizer has access to the leaf profile, the data in this class should reflect what the Storage Virtualizer obtains from that profile. If the referencing profile does not have access to the leaf profile, then this should be filled out as best can be done.

Created By: Static

Modified By: Static

Deleted By: Static

Requirement: Mandatory

Table 464 describes class CIM_StorageVolume (Shadow).

Table 464 - SMI Referenced Properties/Methods for CIM_StorageVolume (Shadow)

Properties	Flags	Requirement	Description & Notes
SystemCreationClassName		Mandatory	
SystemName		Mandatory	
CreationClassName		Mandatory	
DeviceID		Mandatory	Opaque identifier.
ElementName		Optional	User-friendly name.
Name	CD	Mandatory	The identifier for this volume. If the Storage Virtualizer has access to the CIM Server for the device that exports the storage volume, then this should be the Name property as reported by the CIM Server. If the Storage Virtualizer does not have access to the CIM Server for the device, then it should be one of the names supported for storage volumes.

Table 464 - SMI Referenced Properties/Methods for CIM_StorageVolume (Shadow)

Properties	Flags	Requirement	Description & Notes
OtherIdentifyingInfo	CD	Optional	Additional correlatable names. Specific values should be values that may be correlated with the names reported by the device that exports the storage volume.
IdentifyingDescriptions		Optional	
NameFormat		Mandatory	The type of identifier in the Name property.
NameNamespace		Mandatory	The namespace that defines uniqueness for the NameFormat.
ExtentStatus		Mandatory	
OperationalStatus		Mandatory	Value shall be 2 3 6 8 15 (OK or Degraded or Error or Starting or Dormant).
BlockSize		Mandatory	
NumberOfBlocks		Mandatory	The number of blocks of capacity consumed from the parent StoragePool.
ConsumableBlocks		Mandatory	The number of blocks usable by consumers.
IsBasedOnUnderlyingRedundancy		Mandatory	
NoSinglePointOfFailure		Mandatory	
DataRedundancy		Mandatory	
PackageRedundancy		Mandatory	
DeltaReservation		Mandatory	
Usage		Optional	The specialized usage intended for this element.
OtherUsageDescription		Optional	Set when Usage value is "Other".
ClientSettableUsage		Optional	Lists Usage values that can be set by a client for this element.
ExtentDiscriminator		Mandatory	This shall be 'SNIA:Shadow'.
Caption	N	Optional	Not Specified in this version of the Profile.
Description	N	Optional	Not Specified in this version of the Profile.
InstallDate	N	Optional	Not Specified in this version of the Profile.
StatusDescriptions	N	Optional	Not Specified in this version of the Profile.
HealthState	N	Optional	Not Specified in this version of the Profile.
EnabledState	N	Optional	Not Specified in this version of the Profile.
OtherEnabledState	N	Optional	Not Specified in this version of the Profile.
RequestedState	N	Optional	Not Specified in this version of the Profile.
EnabledDefault	N	Optional	Not Specified in this version of the Profile.
TimeOfLastStateChange	N	Optional	Not Specified in this version of the Profile.

22.8.37 CIM_SystemDevice (Shadow StorageVolumes)

Experimental.

Created By: Static

Modified By: Static

Deleted By: Static
Requirement: Mandatory

Table 465 describes class CIM_SystemDevice (Shadow StorageVolumes).

Table 465 - SMI Referenced Properties/Methods for CIM_SystemDevice (Shadow StorageVolumes)

Properties	Flags	Requirement	Description & Notes
GroupComponent		Mandatory	The Shadow Computer System that contains this StorageVolume.
PartComponent		Mandatory	The storage volume that is managed by a computer system.

22.8.38 CIM_SystemDevice (System to SCSIArbitraryLogicalUnit)

Created By: Static
Modified By: Static
Deleted By: Static
Requirement: Elements that are mandatory if SCSIArbitraryLogicalUnit is instantiated.

Table 466 describes class CIM_SystemDevice (System to SCSIArbitraryLogicalUnit).

Table 466 - SMI Referenced Properties/Methods for CIM_SystemDevice (System to SCSIArbitraryLogical-Unit)

Properties	Flags	Requirement	Description & Notes
PartComponent		Mandatory	
GroupComponent		Mandatory	

22.8.39 CIM_SystemDevice (System to SCSIProtocolController)

Created By: Static
Modified By: Static
Deleted By: Static
Requirement: Elements that are mandatory if Masking and Mapping is not implemented.

Table 467 describes class CIM_SystemDevice (System to SCSIProtocolController).

Table 467 - SMI Referenced Properties/Methods for CIM_SystemDevice (System to SCSIProtocolController)

Properties	Flags	Requirement	Description & Notes
PartComponent		Mandatory	
GroupComponent		Mandatory	

22.8.40 CIM_SystemDevice (System to StorageExtent)

Created By: Static
 Modified By: Static
 Deleted By: Static
 Requirement: Mandatory

Table 468 describes class CIM_SystemDevice (System to StorageExtent).

Table 468 - SMI Referenced Properties/Methods for CIM_SystemDevice (System to StorageExtent)

Properties	Flags	Requirement	Description & Notes
PartComponent		Mandatory	The imported StorageExtent.
GroupComponent		Mandatory	The scoping ComputerSystem.

22.8.41 SNIA_AllocatedResources

Experimental. An instance of a default SNIA_AllocatedResources defines the set of StorageVolumes that are allocated and in use by the Storage Virtualizer.

SNIA_AllocatedResources is subclassed from CIM_SystemSpecificCollection.

At least one instance of the SNIA_AllocatedResources shall exist for a Storage Virtualizer Profile and shall be hosted by one of its ComputerSystems (typically the top level ComputerSystem).

Created By: Static
 Modified By: Static
 Deleted By: Static
 Requirement: Mandatory

Table 469 describes class SNIA_AllocatedResources.

Table 469 - SMI Referenced Properties/Methods for SNIA_AllocatedResources

Properties	Flags	Requirement	Description & Notes
InstanceID		Mandatory	
ElementName		Mandatory	A user-friendly name for the AllocatedResources collection (e.g., Allocated StorageVolumes).
ElementType		Mandatory	The type of remote resources collected by the AllocatedResources collection. For this version of SMI-S, the only value supported is '3' (StorageVolume).
CollectionDiscriminator		Mandatory	An array of strings indicating the purposes of the collection of elements. This shall contain 'SNIA:Imported Volumes'.

22.8.42 SNIA_RemoteResources

Experimental. An instance of a default SNIA_RemoteResources defines the set of shadow StorageVolumes that are available to be used by the Storage Virtualizer.

SNIA_RemoteResources is subclassed from CIM_SystemSpecificCollection.

One instance of the SNIA_RemoteResources would exist and shall be hosted by the top level ComputerSystems of the Storage Virtualizer Profile.

Created By: Static
 Modified By: Static
 Deleted By: Static
 Requirement: Optional

Table 470 describes class SNIA_RemoteResources.

Table 470 - SMI Referenced Properties/Methods for SNIA_RemoteResources

Properties	Flags	Requirement	Description & Notes
InstanceID		Mandatory	
ElementName		Mandatory	A user-friendly name for the RemoteResources collection (e.g., Remote Storage Volumes).
ElementType		Mandatory	The type of remote resources collected by the RemoteResources collection. This shall be '3' (StorageVolume).
CollectionDiscriminator		Mandatory	An array of strings indicating the purposes of the collection of elements. This shall contain 'SNIA:Imported Volumes'.

IMPLEMENTED

EXPERIMENTAL

23 Volume Composition Profile

23.1 Description

23.1.1 Overview

Some Arrays and Storage Virtualizers as well as Volume Managers have the ability to combine together existing storage volumes to make them appear to be one, bigger, volume. These are called composite volumes in this version of the specification. This is different from the approach shown in the Block Services Package which shows how to create StorageExtents and StoragePools. This subprofile shows how to create StorageVolumes from volumes that are already allocated from the Storage Pool and exposed. These volumes may not necessarily be mapped to a port or masked to a host. These volumes can come from the same or different storage pools. Often the rules to determine which volumes can be combined with other volumes are quite complex and can vary even across a vendor's own product line. Once these elements are combined together, only one storage element is visible and the rest of the storage elements are hidden and cannot be exposed. When the composite storage element is dissolved, the hidden StorageVolumes reappear.

The Volume Composition Subprofile describes how instrumentation would combine exposable storage elements into other exposable storage elements. Storage Elements in this context are Storage Volumes or Logical Disks, although for this version of the specification, only StorageVolumes are supported.

This subprofile introduces a number of new methods and capabilities. The existing methods in the StoragePool and StorageConfigurationService classes (CreateOrModifyElementFromStoragePool, CreateOrModifyElementFromElements, ReturnToStoragePool) were found to be inadequate or attached to the wrong class (i.e., StoragePool) to support the desired functionality. For this reason new methods with a composition-specific focus are introduced, instead of extending or overloading the usage of existing methods.

23.1.2 Relationship to Block Services Package

This profile makes use of the Block Services Package model and the applicable methods. Block Services shows how StorageExtents and StoragePools may be constructed from StoragePools and ultimately how StorageExtents may be exposed as a storage element (StorageVolume or LogicalDisk). This subprofile uses the StorageVolume, StorageExtent, and StoragePool classes in essentially the same ways as Block Services. This subprofile does not discuss how to create or delete StoragePools. It does maintain the concept that a StorageVolume is allocated from a StoragePool as shown by the AllocatedFromStoragePool association, although it does extend by allowing a StorageVolume to be allocated from multiple StoragePools. It also maintains the concept that a StorageVolume has a BasedOn association to an underlying StorageExtent. Because of this, the capacity calculations as defined in the Block Services Package shall continue to produce the correct results.

23.1.3 Relationship to Extent Composition

This profile is a component profile (or subprofile) and extends the functionality of the Extent Composition subprofile, which in turn references this profile as a supported profile. This profile requires the use of the Extent Composition Subprofile.

Extent Composition shows the hierarchical relationships between StorageVolumes and StorageExtents. This subprofile shows how to model composite storage elements (composite StorageVolumes). Extent Composition does not define any methods. This profile defines methods to perform composition and decomposition of composite StorageVolumes.

23.1.4 Model

To model these composite volumes, this subprofile shall define the use of CompositeExtent to represent the “composition” characteristics of the volume. A composite StorageVolume shall have a BasedOn association to the Antecedent CompositeExtent. That CompositeExtent shall have CompositeExtentBasedOn or BasedOn relationships to the underlying extents (from potentially multiple pools) that comprise the StorageVolume. These underlying extents could, in turn, be CompositeExtents.

If the volume is a composite from multiple pools, there shall be one AllocatedFromStoragePool association to each pool. SpaceConsumed shall show applicable space consumed from each pool. The general class model looks like Figure 104: "Volume Composition Class Mode".

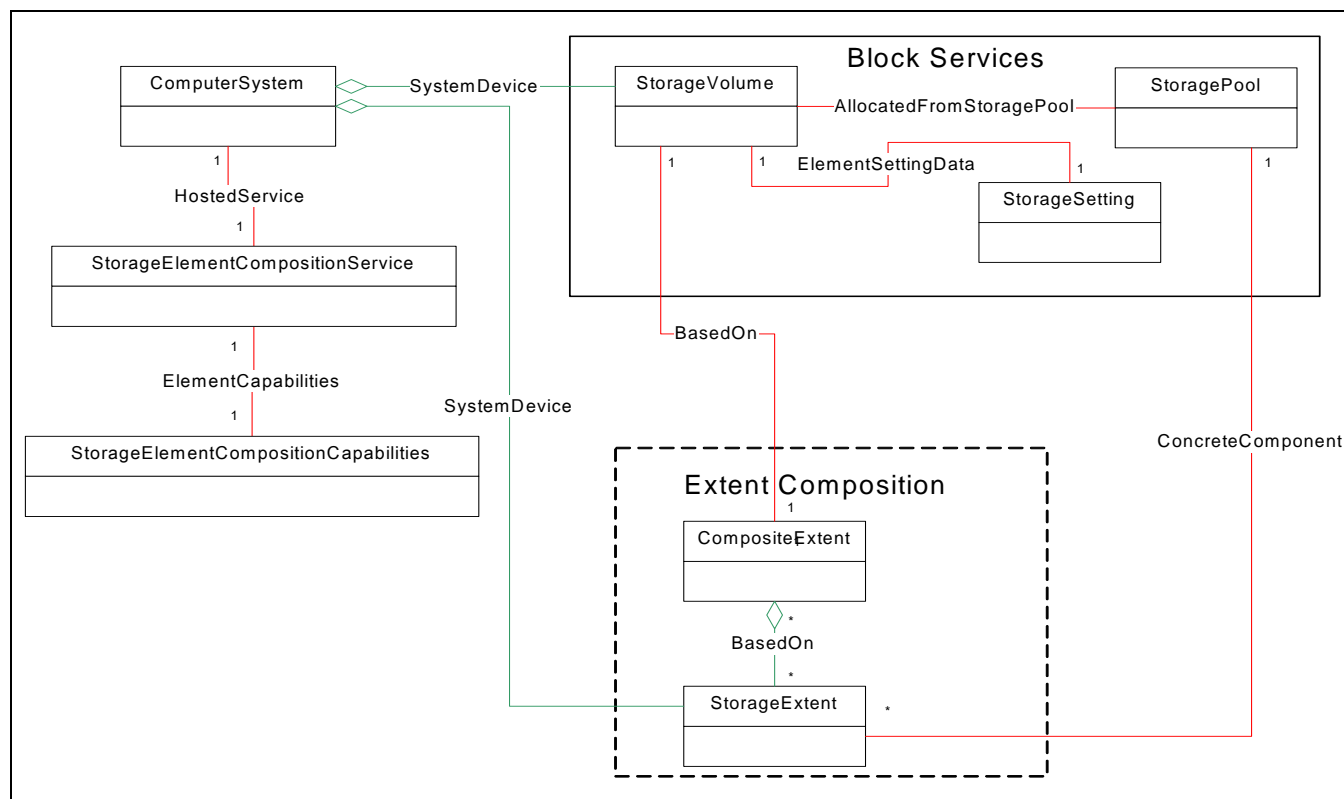


Figure 104 - Volume Composition Class Mode

One important thing to note about the class model is that the CompositeExtent is not associated via ConcreteComponent to the StoragePool.

The client can use the StorageElementCompositionCapabilities to determine which features of this profile are supported. The first property to check is SupportsComposites, which will be set to true if the instrumentation supports creating and modifying composites. The client should also check MaxCompositeSize and MaxCompositeElements to determine the bounds for composite creation. Since there are a number of differences in the way vendors have implemented creation and modification, the client should check the CompositionCharacteristics array to understand which creation and modification options the instrumentation supports. The SupportedAsynchronousActions and SupportedSynchronousActions indicate which methods are supported and whether or not a job is started when the method is invoked. An entry in both arrays indicates a job may be started in some cases but not in others. SupportedStorageElements indicates the types of storage elements that may be used. For this version of the specification, only StorageVolumes are supported. The CompositionMethodsSupported indicates which of the different ways of creating a composite (simple concatenation, striping across elements, concatenate and stripe, etc.) are supported by the instrumentation. Lastly,

CompositeSourcesSupported is used to indicate the source of storage elements when they are not explicitly specified in the call to CreateOrModifyCompositeElement. The client can examine the CompositionCharacteristics property to determine which options are permitted. See Table 471 for a summary of those possible values.

Table 471 - CompositionCharacteristics Property

Value	Description
CompositionIsDestructive	Any data that exists on the elements will be destroyed when the composite is created
CanCompositeComposites	It is possible to use an existing composite as an element to a new composite
CanModifyComposite	An existing composite can be modified by adding or removing one or more elements
CompositeElementsMustBeSameSize	All elements used to create/modify a composite shall be the same size
CompositeElementsMustBeSameRAID/ QoS	All elements used to create/modify a composite shall have the same RAID or QoS level
DecompositionDeletesElements	When the composite is dissolved, the component elements (e.g. StorageVolumes) are deleted
CanAddToComposite	Elements can be added to a composite in any position
CanAppendToComposite	Elements can only be added at the end of a composite.
CanRemoveFromComposite	Elements can be removed from a composite
CompositeAdditionIsDestructive	Adding elements to a composite results in loss of data
CompositeRemovalIsDestructive	Removing elements from a composite results in loss of data

23.1.5 Quality of Service (QoS) Considerations

It is a requirement of Block Services that each StorageVolumes have an associated StorageSetting. This StorageSetting defines a requested 'service level' in terms of data and package redundancy. The currently achieved value is found in the StorageVolume itself.

When a composite is created, it shall have an associated StorageSetting as regular StorageVolumes do. It shall also track the current 'service level' achieved in the StorageVolume properties as specified by Block Services. However, the resulting 'service level' needs to be determined. Determining what this resulting 'service level' will depend upon the parameters passed in to CreateOrModifyCompositeElement. If only InElements is passed in, the 'service level' of the StorageVolume shall be determined by the instrumentation. If Goal or RepresentativeElement is passed in, the instrumentation shall attempt to meet the 'service level' specified by the Goal or RepresentativeElement instead of InElements (if InElements is non-NULL).

23.1.6 Composite Stripe Length and Depth

This profile supports the creation of composites where the elements are either concatenated together, striped, or concatenated and striped. To provide this information, this profile utilizes a StorageSetting that contains additional information about any striping done on the composite. StorageSetting.ExtentStripeLength describes the number of underlying storage elements in a composite volume that data is striped across. For any volumes not participating in the stripe, data is linearly written to the remaining volumes. This property only applies to composites that have a CompositeType of "Stripe elements" or "Concatenate and stripe elements". In the case of "Stripe elements", this value shall be equal to the number of elements in the composite. In the case of "Concatenate and stripe elements", ExtentStripeLength shall be equal to the number of striped elements and not the number of concatenated elements. In other words, for "Concatenate and stripe elements", ExtentStripeLength would be equivalent to the total number of volumes in the composite minus the number of concatenated elements.

The `StorageSetting` class also defines the `UserDataStripeDepth` property. This property defines the number bytes written to an individual striped volume in a composite volume before data is written to the next volume in the stripe. This property only applies to Composite Volumes that have a `CompositeType` of "Stripe elements" or "Concatenate and stripe elements". Furthermore, for a composite volume there is no relationship between `StorageSetting.ExtentStripeLength` and `StorageSetting.UserDataStripeDepth`, which collectively with `StorageSetting.ParityLayout` describe the RAID level of storage elements. As an example, consider the case where you have a 4-volume composition with 3 striped and 1 concatenated volumes. In this example, `UserDataStripeDepth` bytes of data are written alternatively to the first 3 volumes until they fill up. Then all the writes go to the last volume.

The `CompositeExtent` properties are also affected by the stripe length. The `CompositeExtent.ExtentStripeLength` shall be set to 1 when the `CompositeType` is "Concatenate elements", n for "Stripe elements", and $(n \text{ minus number of concatenated volumes})$ for "Concatenated and stripe elements"; where n is the number of members of a composite volume. `CompositeExtent.IsConcatenated` shall be set to true for `CompositeType` "Concatenate elements" and "Concatenated and stripe elements", false otherwise. `PackageRedundancy` shall be set to zero as there is no package redundancy in the `CompositeExtent`. `IsBasedOnUnderlyingRedundancy` shall be set to true if all of the composite volumes' `IsBasedOnUnderlyingRedundancy` property is set to true, false otherwise. `NoSinglePointOfFailure` shall be set to false as the `CompositeExtent` represents a single point of failure for the composite volume.

23.1.7 Examples

23.1.7.1 Example 1

Figure 105 shows how a composite volume may be created. For simplification, the value of the `StorageExtent.BlockSize` property is 1 and the associations to the underlying primordial `StoragePool` have been omitted, along with the `StorageSettings` associated to the volumes. In some implementations, there may be intermediate extents between the volume and the `ConcreteComponent StorageExtent`.

In this example, we have four `StorageExtents` of 40 blocks each that are combined into a concrete storage pool of 160 blocks and four storage volumes allocated from the pool, each consuming 40 blocks. The remaining space in the pool is 0 blocks.

Volume Composition Profile

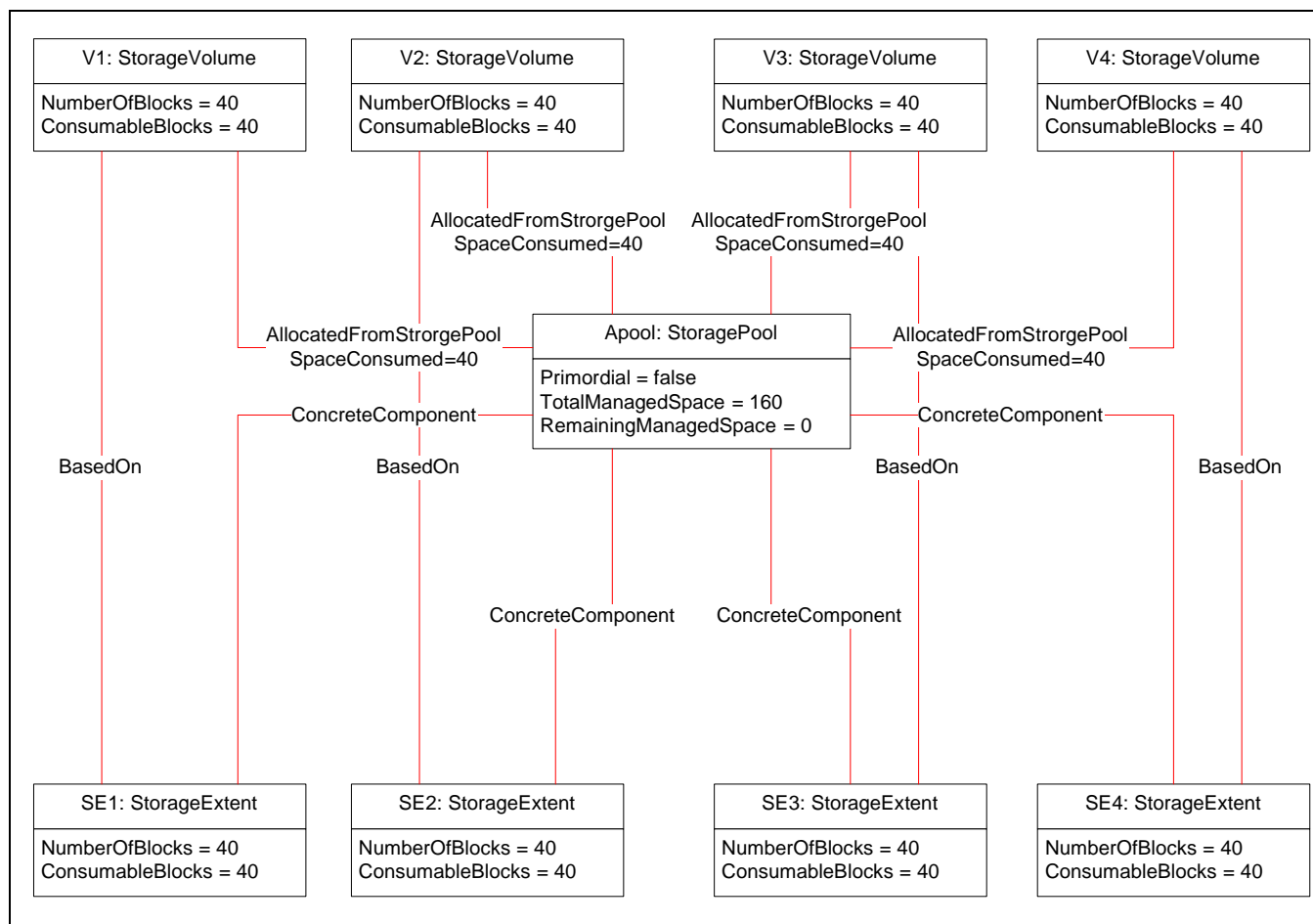


Figure 105 - Example 1 Step 1

Next, a composite volume is created by calling `CreateOrModifyCompositeElement` using three of the volumes (V1, V2, and V3). The result, shown in Figure 106, is the creation of a composite volume with the name V1 whose size is now 120 blocks and volumes V2 and V3 are now inaccessible. The volume V4 is unchanged. A `CompositeExtent` is added and is the Antecedent of a `BasedOn` association to the `StorageVolume`. In turn, the `BasedOn` associations that were going from volumes V1, V2, and V3 from extents SE1, SE2, and SE3 are now associated from the extents to the `CompositeExtent`.

Volume Composition Profile

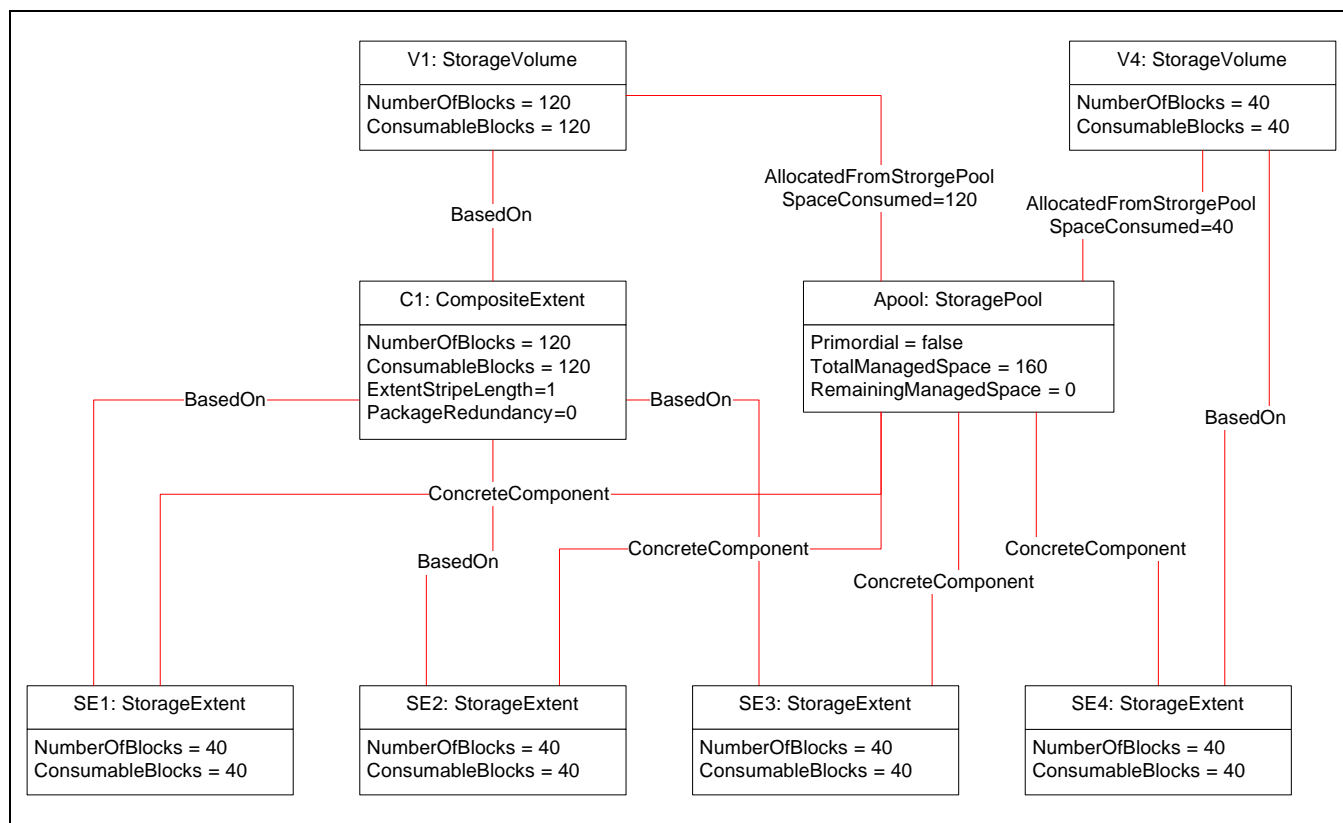


Figure 106 - Example 1 Step 2

23.1.7.2 First Alternative to Example 1

Figure 107 shows how the StorageSetting would be set when two volumes are turned into a composite. In this example, the volumes have a BasedOn relationship to a CompositeExtent. These volumes partially consume the underlying extent. Not shown in the diagram are the other StorageVolumes that consume the rest of the extent. In this example, the first volume, V1, has a DataRedundancy of 2 and a PackageRedundancy of 1. The second volume, V2, has a DataRedundancy of 1 and a PackageRedundancy of 0

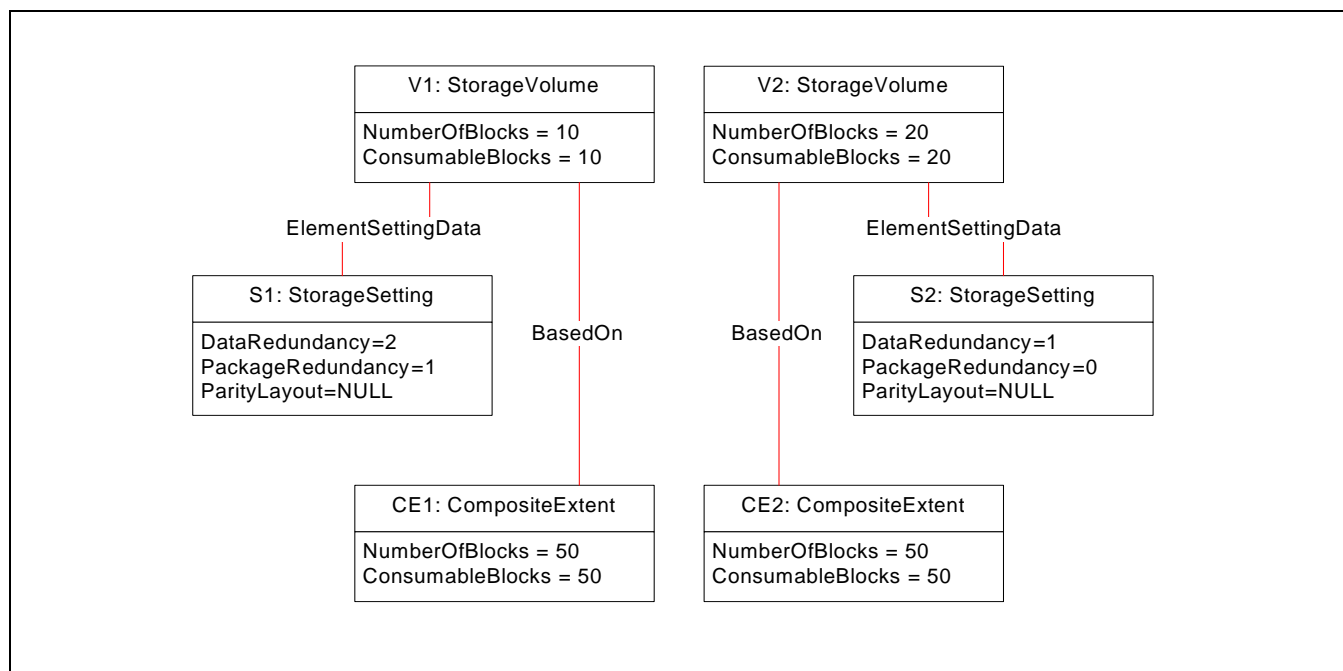


Figure 107 - First Alternative Example - Before Composition

As shown in Figure 108, after composition, the two volumes are combined into a single volume, V1, with a size equal to the sum of the prior two volumes. The StorageSetting of composite volume has been set to the lowest StorageSetting of the “before” volumes, which in this case is the StorageSetting from volume V2, for a DataRedundancy of 1 and a PackageRedundancy of 0. Also note that (partial) StorageExtents have been added between the CompositeExtent representing the composite volume (CE1-2) and the underlying CompositeExtents from before (CE1 and CE2). This is to preserve the consumption information of the original volumes.

Volume Composition Profile

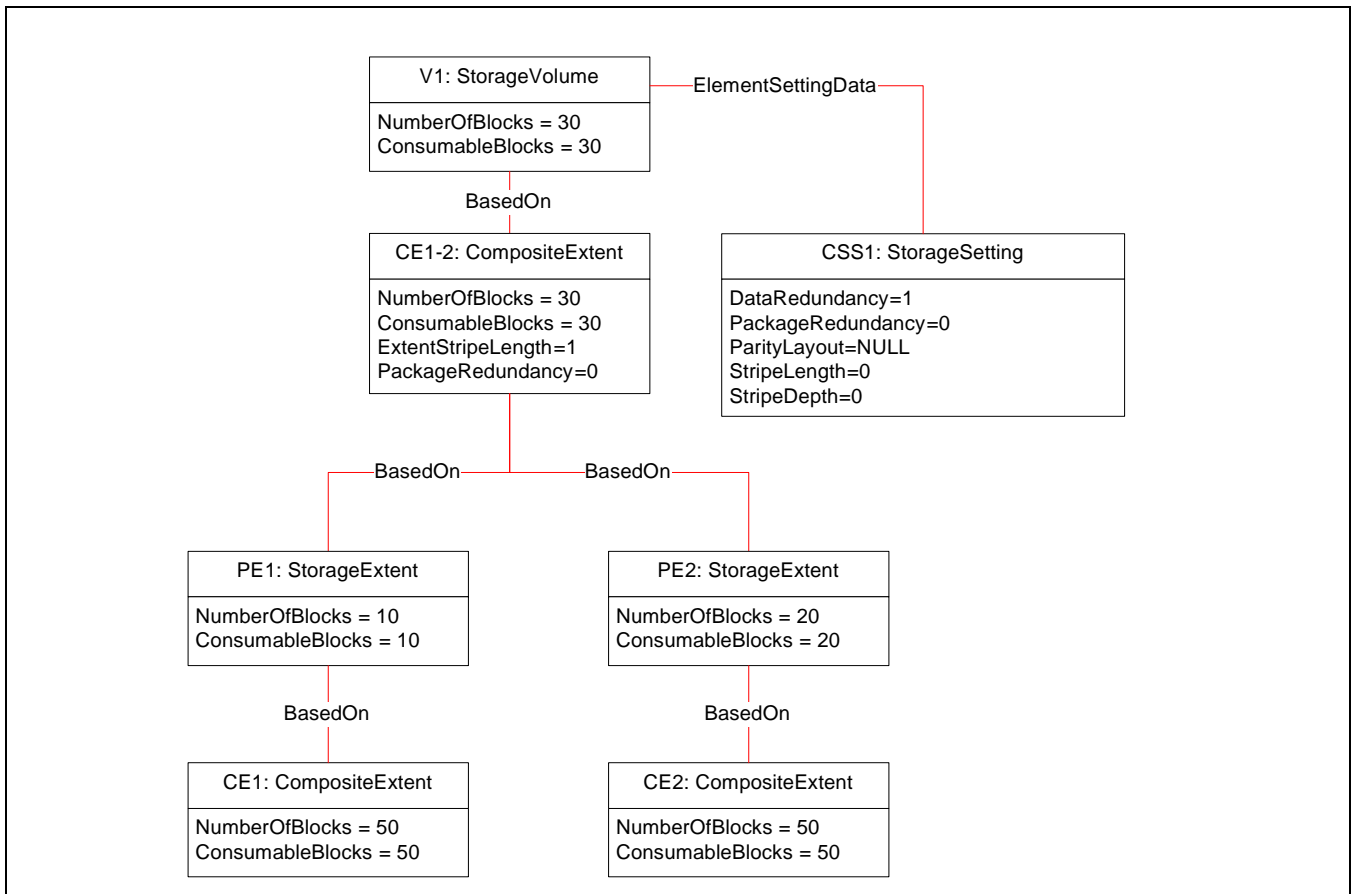


Figure 108 - First Alternative Example - After Composition

23.1.7.3 Second Alternative to Example 1

Figure 109 also shows an alternative extent model. In this example, the volumes have a **BasedOn** relationship to a **CompositeExtent** that in turn is based on an underlying **StorageExtent** (e.g. a **ConcreteComponent** of a concrete **StoragePool**). These volumes wholly consume the underlying extent. In this example, both volumes have a **DataRedundancy** of 2 and a **PackageRedundancy** of 1.

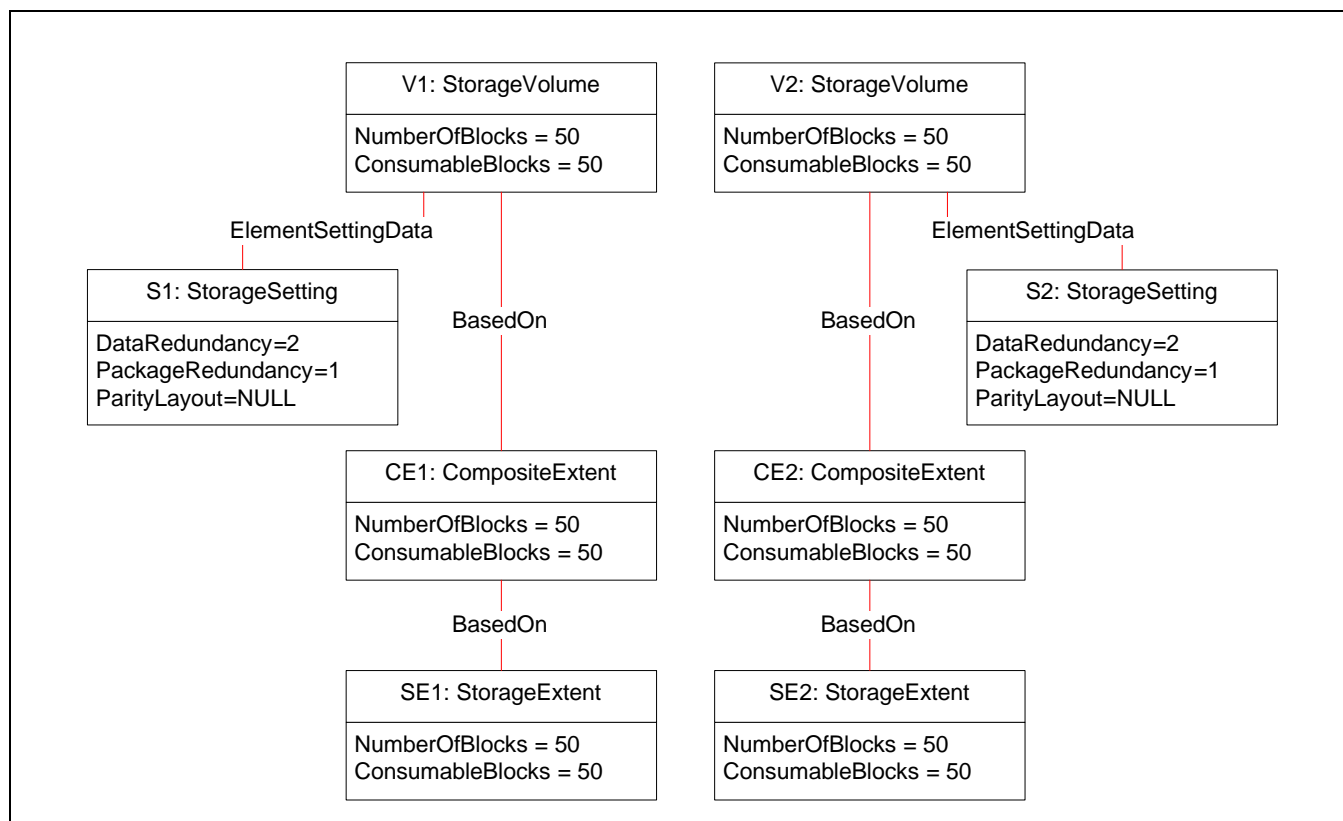


Figure 109 - Second Alternative Example - Before Composition

After composition, as shown in Figure 110, the two volumes are combined into a single volume, V1, with a size equal to the sum of the prior two volumes. The StorageSetting of the composite volume has been set to the StorageSetting of the “before” volumes, which in this case is a DataRedundancy of 2 and a PackageRedundancy of 1. Also note that the volume is now based on a single CompositeExtent (CE2 has been removed), which is now based on the previous two underlying StorageExtents.

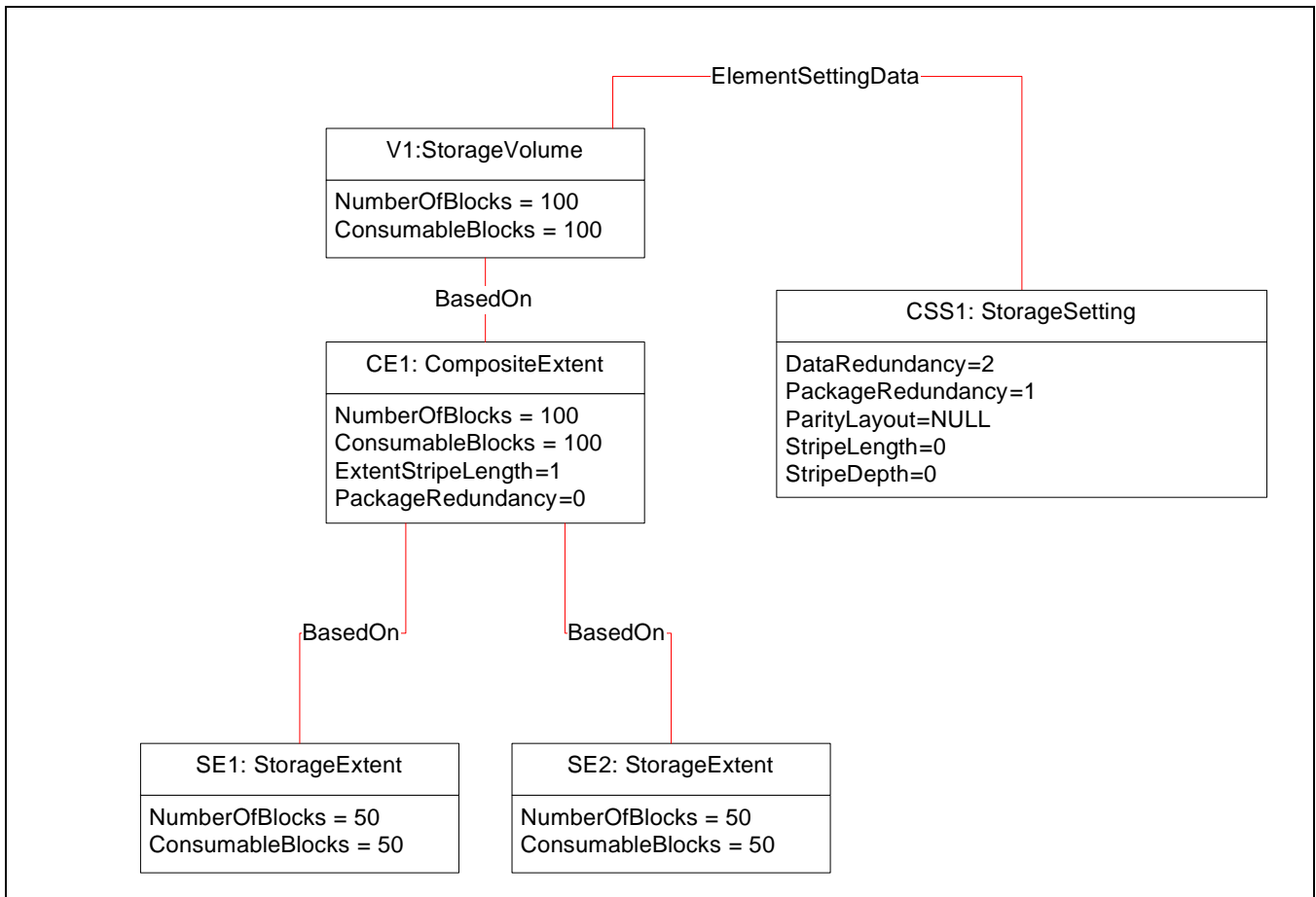


Figure 110 - Second Alternative Example - After Composition

23.1.7.4 Example 2

In this example, shown in Figure 111, a composite volume is built from volumes from two concrete storage pools. The configuration is the same as in the first example, except now there are two concrete StoragePools. Volumes V1 and V2 and extents SE1 and SE2 are associated to StoragePool A, and volumes V3 and V4 and extents SE3 and SE4 are associated to StoragePool B.

Volume Composition Profile

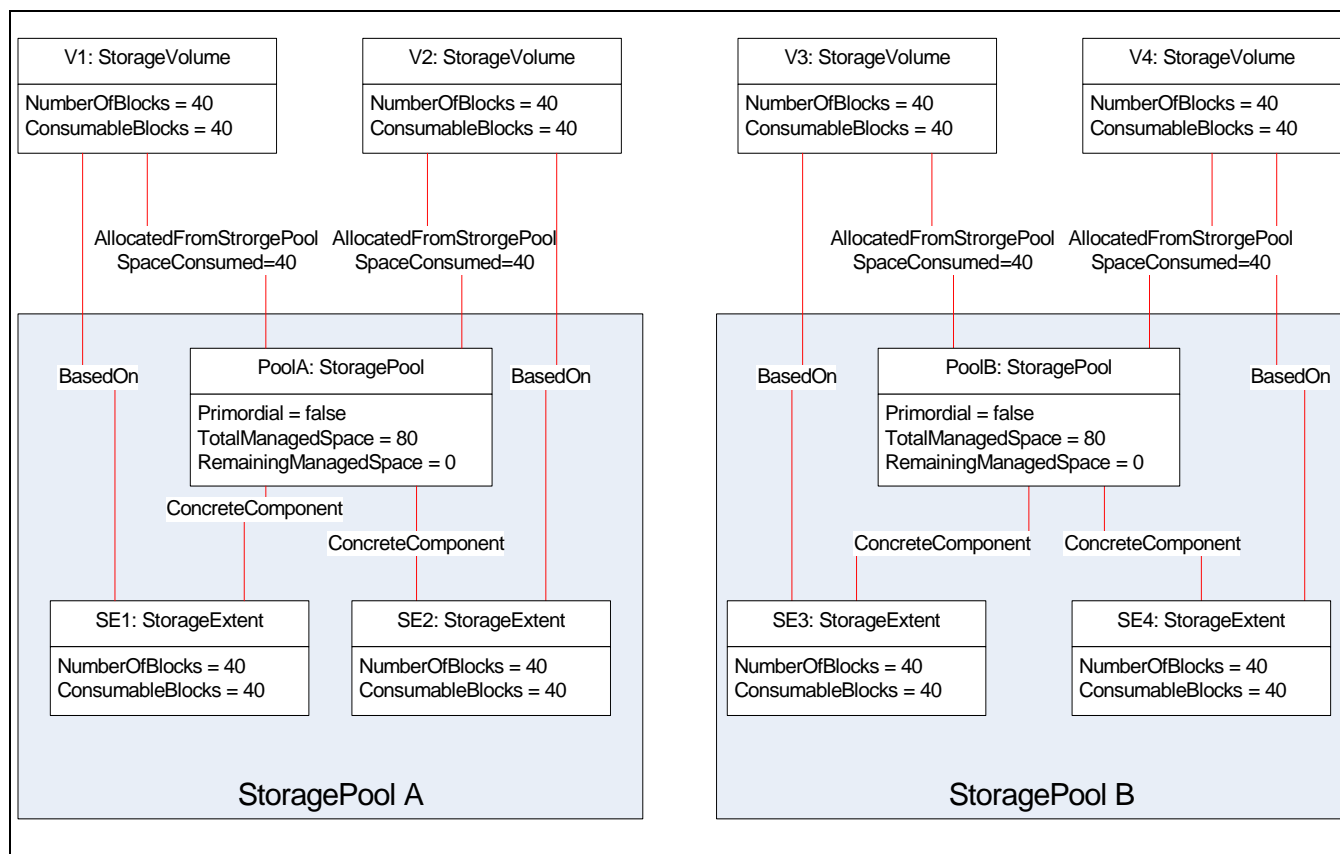


Figure 111 - Example 2 - Before Composition

Like the example shown in Figure 110, three volumes are combined into a composite volume, leaving one original volume. In this case, the composite volume has an `AllocatedFromStoragePool` association to each of the pools from which it was created. The `SpaceConsumed` property in the association is set to the space used from that particular pool. In this case, since two extents were consumed from StoragePool A and one from StoragePool B, the `AllocatedFromStoragePool.SpaceConsumed` for StoragePool A is 80 blocks and the `AllocatedFromStoragePool.SpaceConsumed` for StoragePool B is 40 blocks. The `CompositeExtent` has `BasedOn` associations to the underlying `StorageExtents` in each pool. Figure 112: "Example 2 - After Composition" shows the resulting model.

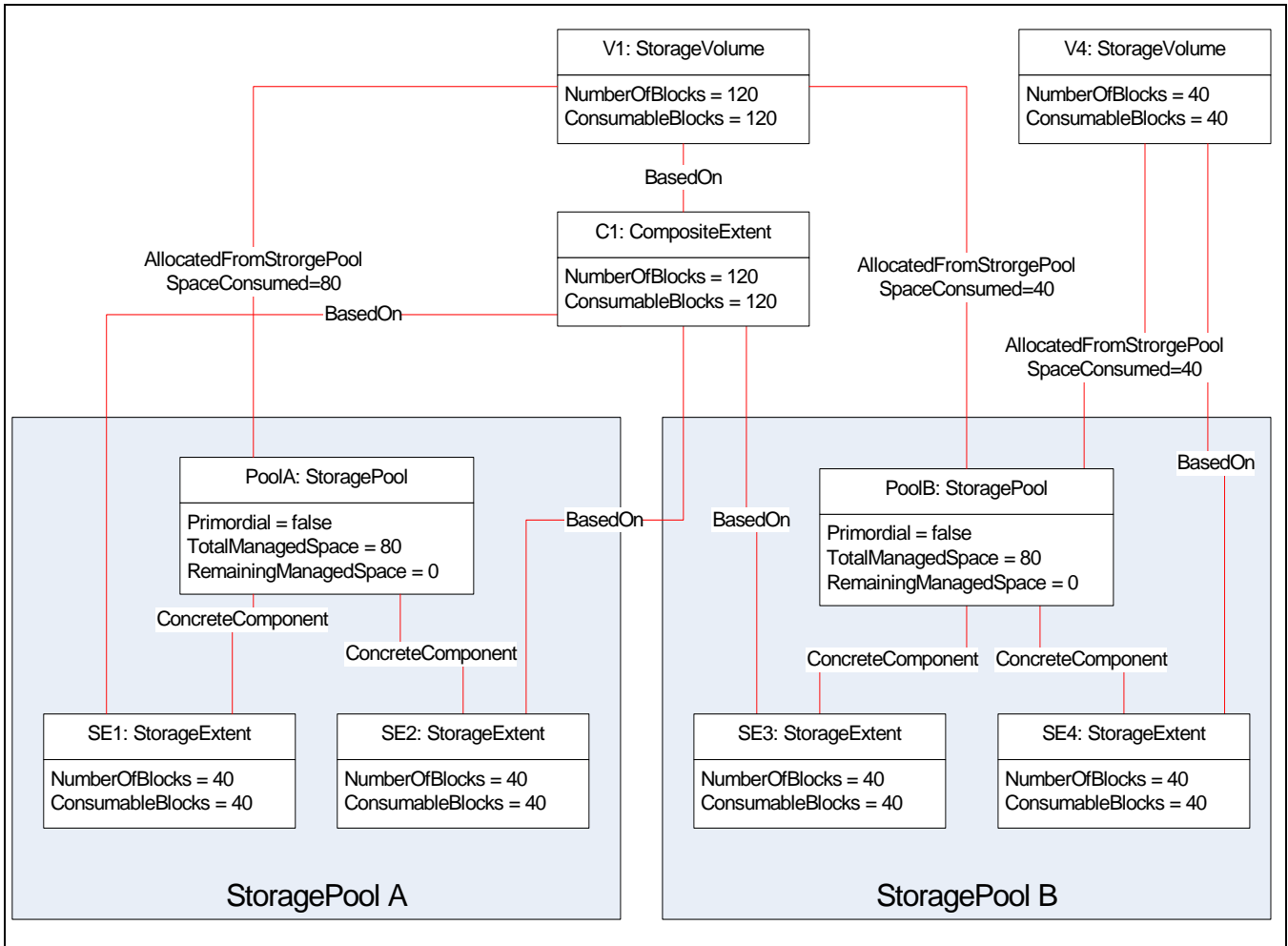


Figure 112 - Example 2 - After Composition

23.2 Striped and Concatenated Composite Volumes

The profile supports a composite volume that consists of striping across some constituent elements and concatenation among the remaining constituent elements, or vice versa. For example, Figure 113 shows the model for a composite volume that combines striping and concatenation. In this example, a composite volume consisting of “vol1” and “vol2” existed. Then, the composite volume was expanded using “vol3” and composite type of *Concatenate*. Therefore, the expanded composite volume now has a composition of “Concatenate+Stripe”. It is also possible to start with a composite volume that has a composite type of *Concatenate* and expand it with two or more volumes that are Striped. In this case, the composition is still considered “Concatenate+Stripe”.

Use the method 23.6.5 "GetCompositeElements" to determine which constituent elements are striped and which ones are concatenated.

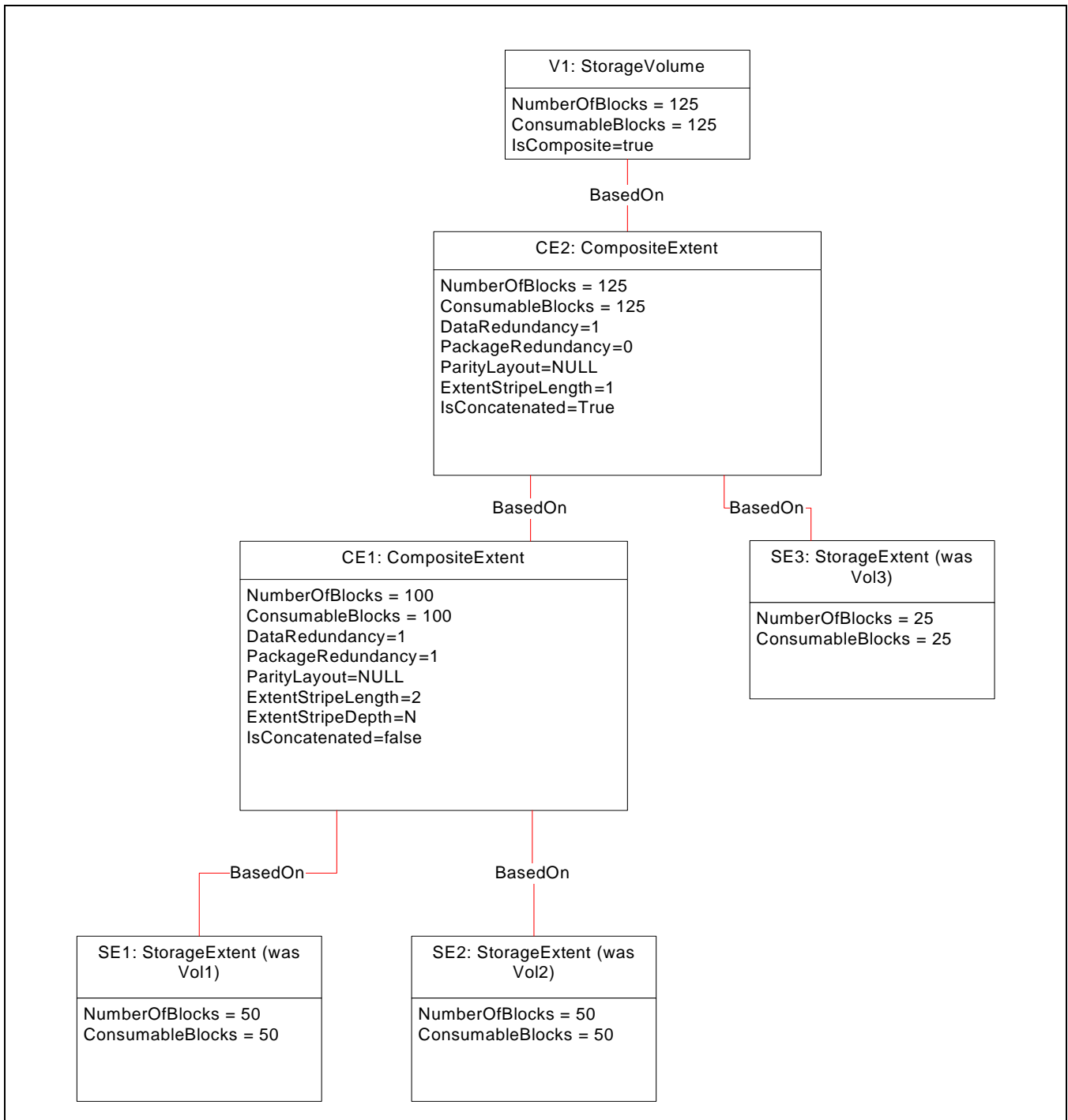


Figure 113 - Striping and Concatenation

23.3 Health and Fault Management Consideration

Not defined in this version of the specification.

23.4 Cascading Considerations

None

23.5 Supported Profiles, Subprofiles, and Packages

Table 472 describes the supported profiles for Volume Composition.

Table 472 - Supported Profiles for Volume Composition

Profile Name	Organization	Version	Requirement	Description
Extent Composition	SNIA	1.6.0	Mandatory	
Block Services	SNIA	1.6.1	Mandatory	

23.6 Methods of the Profile

Table 473 describes the methods of the profile.

Table 473 - Method Summary

Method	Created Instances	Modified Instances	Deleted Instances
CreateOrModifyCompositeElement	StorageVolume CompositeExtent	StorageVolume CompositeExtent	StorageVolume CompositeExtent
ReturnElementToElements	StorageVolume CompositeExtent	StorageVolume CompositeExtent	StorageVolume CompositeExtent
GetAvailableElements	N/A	N/A	N/A
GetCompositeElements	N/A	N/A	N/A
GetSupportedStripeLengths	N/A	N/A	N/A
GetSupportedStripeLengthRange	N/A	N/A	N/A
GetSupportedStripeDepths	N/A	N/A	N/A
GetSupportedStripeDepthRange	N/A	N/A	N/A
RemoveElementsFromElement	StorageVolume CompositeExtent	StorageVolume CompositeExtent	N/A

23.6.1 CreateOrModifyCompositeElement

This method is found in the `StorageElementCompositionService`. It creates or modifies a composite element. Only like elements (e.g., `StorageVolumes`) can be combined. In this version of the specification, only `StorageVolumes` may be used to create composite elements.

This method attempts to support vendors' sometimes complicated algorithms for creating and modifying composite storage elements, while simplifying it as much as possible. The key parameters are the `Goal`, `RepresentativeElement`, `Size`, `InElements[]`, and `TheElement`. Setting one or more of these values will influence what the other values of these key parameters may be. These combinations will be described below. Of the other parameters, they are fairly self-explanatory and are described in Table 474. For this version of the specification, `ElementType` shall only be "StorageVolume".

The `Goal` parameter specifies a set of generic QoS settings to use when creating the composite. The `RepresentativeElement` parameter is intended as a more detailed goal or QoS target for the composite. Because vendors have complex rules to create composites, it can be difficult to map those to the standard QoS settings that might be expressed in the usual setting properties. By passing in a representative element, the client is indicating to the instrumentation that it should use additional vendor-specific information about that storage element when trying to create a composite. This allows for better interoperability because it hides those vendor rules, while still supporting vendor needs. If `Goal` or

RepresentativeElement is non-null, then the other shall be null. InElements[] can also be used to deduce QoS setting to use in case neither Goal or RepresentativeElement is specified. In this case, the QoS for the composite element will be the lowest common denominator of the QoS values for the InElements array.

23.6.1.1 Creating a Composite

When creating a new composite storage element, there are two distinct modes of operation. Regardless of which mode is used, the following values shall apply:

The TheElement parameter shall be NULL. ElementName may be specified if the instrumentation supports naming of composite elements. CompositeType may be specified if the instrumentation supports the setting of this parameter. Job will be non-NULL upon the method return if a Job was created.

The two creation use cases are the following:

- Pass in a non-empty list of extents (e.g., StorageVolumes) in InElements[] and a NULL Size parameter. The RepresentativeElement and Goal parameters may be NULL as the instrumentation will pick up the QoS goal from the InElements. If RepresentativeElement is not NULL, the instrumentation shall attempt to satisfy the QoS settings in the RepresentativeElement. It shall fail if it cannot create a composite that satisfies that QoS. If Goal is not NULL, the instrumentation shall attempt to satisfy the QoS settings in the Goal. It shall fail if it cannot create a composite that satisfies that Goal. The user may specify RepresentativeElement or Goal, but not both. The ElementSource parameter shall be NULL.
- Pass in a Size and a NULL InElements parameter. In this case, the instrumentation shall find the elements to use, based on the value of the ElementSource parameter, which may be NULL, indicating the instrumentation will determine the source of the elements. Goal or RepresentativeElement shall be specified. If RepresentativeElement is not NULL, the instrumentation shall attempt to satisfy the QoS settings in the RepresentativeElement. It shall fail if it cannot create a composite that satisfies that QoS. If Goal is not NULL, the instrumentation shall attempt to satisfy the QoS settings in the Goal. It shall fail if it cannot create a composite that satisfies that Goal. The user may specify RepresentativeElement or Goal, but not both. The size of the composite created shall be equal to or greater than the Size passed in.

23.6.1.2 Modifying a Composite

When modifying a composite, the client should examine the supported capabilities of the instrumentation before modifying a composite, as certain operations may result in data loss, depending upon the capabilities of the instrumentation.

Modifying a composite is similar to creation, with a few differences. The key difference is that TheElement shall be specified. ElementName may be specified if the instrumentation supports naming of composite elements. CompositeType may be specified if the instrumentation supports the setting of this parameter. Job will be non-NULL upon the method return if a Job was created.

The two modification use cases are the following:

- Pass in a non-empty list of extents (e.g., StorageVolumes) in InElements[] and a NULL Size parameter. The RepresentativeElement and Goal parameters may be NULL as the instrumentation will pick up the QoS goal from the existing composite and the InElements. If RepresentativeElement is not NULL, the instrumentation shall attempt to satisfy the QoS settings in the RepresentativeElement. It shall fail if it cannot modify the composite to satisfies that QoS. If Goal is not NULL, the instrumentation shall attempt to satisfy the QoS settings in the Goal. It shall fail if it cannot modify a composite to satisfy that Goal. The user may specify RepresentativeElement or Goal, but not both. If the Size parameter is NULL, the Instrumentation shall modify the composite size to be the current size plus the sum of the ConsumableBlocks times BlockSize of the InElements[] entries. The ElementSource parameter shall be NULL.
- Pass in a Size and a NULL InElements parameter. In this case, the instrumentation shall find the elements to use, based on the value of the ElementSource parameter, which may be NULL, indicating the instrumentation will determine the source of the elements. Goal or RepresentativeElement shall be specified. If

RepresentativeElement is not NULL, the instrumentation shall attempt to satisfy the QoS settings in the RepresentativeElement. It shall fail if it cannot modify the composite to satisfy that QoS. If Goal is not NULL, the instrumentation shall attempt to satisfy the QoS settings in the Goal. It shall fail if it cannot modify a composite to satisfy that Goal. The user may specify RepresentativeElement or Goal, but not both. The size of the composite created shall be equal to or greater than the Size passed in. If Size is smaller than the current composite size, this may mean that volumes in the composite may remove from the composite.

Table 474 describes the return values for the CreateOrModifyCompositeElement method.

Table 474 - CreateOrModifyCompositeElement

Method: CreateOrModifyCompositeElement			
Return Values:			
Value	Description		
0: Success	Job completed with no error.		
1: Not Supported	Not supported		
2: Unknown	Unknown error occurred		
3: Timeout	Timeout		
4: Failed	Method failed.		
5: Invalid Parameter			
6: In Use	Element is in use and cannot be modified		
4096: Method Parameters Checked - Job started	Job was started		
4097: Size Not supported			
Parameters:			
Qualifiers	Name	Type	Description/Values
IN	ElementName	string	End-user relevant name for the element created
IN	ElementType	uint16	Type of element being created
OUT	Job	REF ConcreteJob	Reference to the job created
IN	Goal	REF ManagedElement	The QoS requirements for the composite element to maintain. This parameter may be null. If both Goal and RepresentativeElement are null, the implementation selects an appropriate Goal from the InElements. When a StorageSetting is used, this will include the stripe length and depth.
IN	RepresentativeElement	REF StorageExtent	The instrumentation will use this parameter + Size or InElements to determine the elements used to construct the composite. This parameter may be NULL. If both Goal and RepresentativeElement are null, the implementation selects an appropriate Goal from the InElements.

Table 474 - CreateOrModifyCompositeElement

Method: CreateOrModifyCompositeElement			
IN/OUT	Size	uint64	<p>Unit: bytes</p> <p>As an input parameter Size specifies the desired size. If NULL, then InElements shall be supplied. If not NULL, this parameter will supply a new size when creating or modifying an existing element.</p> <p>As an output parameter Size specifies the size achieved.</p>
IN	InElements[]	REF StorageExtent	<p>The elements from which to create the composite element. If this parameter is NULL then Size shall be non-NULL.</p> <p>Once the elements are combined, they will be removed from the model and replaced with a single element.</p> <p>For some instrumentation, this may be one of the InElements, so in effect, all but one are removed.</p>
IN/OUT	TheElement	REF LogicalElement	<p>When used to create a composite, this shall be NULL</p> <p>Upon modification, this shall specify an existing composite element. The method will then modify the specified element. Upon completion (unless a Job is started), a reference to the resulting element shall be returned</p>
IN	CompositeType	uint16	<p>Type of composite element to create. Possible values are Concatenate, Stripe,</p> <p>Concatenate+Stripe, Vendor specific.</p> <p>If NULL, the instrumentation will decide</p>
IN	ElementSource	uint16	<p>Tell the instrumentation where to get the elements. Only applies when Size is specified and not InElements. Otherwise it shall be NULL.</p> <p>Possible values are:</p> <ol style="list-style-type: none"> 1. Use existing elements only 2. Create new elements only 3. Can use existing or create new or both 4. Instrumentation decides <p>If NULL, the instrumentation will decide.</p>

23.6.2 RemoveElementsFromElement

This method is found in the StorageElementCompositionService. It removes selected elements from a composite volume. Note that the elements returned may not match the elements that went into the composite (e.g., VPD page 83h information may not be the same). Also, removing a member element from a composite element may impact the data stored on the remaining members (see Table 471, "CompositionCharacteristics Property"). Removing all members is the same as calling ReturnElementToElements.

Table 475 describes the return values for the RemoveElementsFromElement method.

Table 475 - RemoveElementsFromElement

Method: RemoveElementsFromElement			
Return Values:			
Value	Description		
0: Success	Job completed with no error.		
1: Not Supported	Not supported		
2: Unknown	Unknown error occurred		
3: Timeout	Timeout		
4: Failed	Method failed.		
5: Invalid Parameter			
6: In Use	Element is in use and cannot be modified		
4096: Method Parameters Checked - Job started	Job was started		
Parameters:			
Qualifiers	Name	Type	Description/Values
OUT	Job	REF ConcreteJob	Reference to the job created
INOUT	TheElement	REF StorageVolume	Composite element to modify. Returns element in case object path changes as a result of removal
IN	InElements[]	REF StorageExtent	The elements to remove from the composite element. These may be found by calling GetCompositeElements or keeping track of the elements that went into the composite.

23.6.3 ReturnElementToElements

This method is found in the StorageElementCompositionService. It dissolves a composite into its constituent elements. Note that the elements returned may not match the elements that went into the composite (e.g., VPD page 83h information may not be the same).

Table 476 describes the return values for the ReturnElementToElements method.

Table 476 - ReturnElementToElements

Method: ReturnElementToElements	
Return Values:	
Value	Description
0: Success	Job completed with no error.
1: Not Supported	Method not supported
2: Unknown	Unknown error occurred
3: Timeout	Operation timed out
4: Failed	Operation failed
5: Invalid Parameter	Invalid parameter

Table 476 - ReturnElementToElements

Method: ReturnElementToElements			
6: In use		Element is in use and cannot be dissolved	
4096: Method Parameters Checked - Job started		Job was started	
Parameters:			
Qualifiers	Name	Type	Description/Values
OUT	Job	REF ConcreteJob	Reference to the job created
IN	TheElement	REF LogicalElement	The composite element to dissolve
OUT	OutElements[]	REF StorageExtent	Elements the composite was dissolved into

23.6.4 GetAvailableElements

This method, found in the StorageElementCompositionService, queries the set of pools passed in and returns a set of elements (volumes or logical disks) that can be composed together based on the specified goal and element passed in. Since there are usually complicated vendor-specific rules for creating these composite volumes, using the representative element can supply more vendor-specific information than there would be in a interoperable setting. The client can then use some or all of this list in a call to CreateOrModifyCompositeElement().

In this version of the specification, only StorageVolumes shall be supported as the ElementType.

Table 477 describes the return values for the GetAvailableElements method.

Table 477 - GetAvailableElements

Method: GetAvailableElements			
Return Values:			
Value	Description		
0: Success	Job completed with no error.		
1: Not Supported	Method not supported		
2: Unknown	Unknown error occurred		
3: Timeout	Operation timed out		
4: Failed	Operation failed		
5: Invalid Parameter	Invalid parameter		
6: In use	Element is in use and cannot be dissolved		
4096: Method Parameters Checked - Job started	Job was started		
Parameters:			
Qualifiers	Name	Type	Description/Values
OUT	Job	REF ConcreteJob	Reference to the job created
IN	InPools[]	REF StoragePool	List of pools to look in
IN	Goal	REF StorageSetting	The QoS goal requirements for the composite element. Can be NULL. If it is NULL, then RepresentativeElement shall be non-NULL

Table 477 - GetAvailableElements

Method: GetAvailableElements			
IN	ElementType	uint16	Enumeration indicating the type of element being created or modified Values: 2: StorageVolume 3: LogicalDisk
IN	RepresentativeElement	REF StorageExtent	Serves as a guide to help the instrumentation determine which elements to return. It shall be a member of one of the pools passed in. This may be NULL, only if Goal is non-NULL
OUT	Candidates[]	REF StorageExtent	The elements that can be used to create the composite element. These will be an array of references to StorageVolumes or LogicalDisks.

23.6.5 GetCompositeElements

This method is found in the StorageElementCompositionService. It is used to query an existing composite element to determine the component elements that make up that composite element (i.e., the “parents” of a composite element). If the method is executed under control of a job, examine the AffectedJobElement associations for the list of the constituent elements after the job completes.

Table 478 describes the return values for the GetCompositeElements method.

Table 478 - GetCompositeElements

Method: GetCompositeElements			
Return Values:			
Value	Description		
0: Success	Method completed with no error.		
1: Not Supported	Method not supported		
2: Unknown	Unknown error occurred		
3: Timeout	Operation timed out		
4: Failed	Operation failed		
5: Invalid Parameter	Invalid parameter		
6: In use	Element is in use and cannot be accessed		
4096: Method Parameters Checked - Job started	Job was started		
Parameters:			
Qualifiers	Name	Type	Description/Values
OUT	Job	REF ConcreteJob	Reference to the job created
IN	TheElement	REF StorageExtent	The element to query

Table 478 - GetCompositeElements

Method: GetCompositeElements			
IN	RequestType	uint16	Possible values are: Immediate -- return the immediate "parent" of TheElement. Primordial -- return dependent storage extents of TheElement at the lowest extent hierarchy.
OUT	OutElements[]	REF StorageExtent	The elements that comprise the composite.
OUT	OutElementTypes[]	uint16	A parallel array to OutElements array. Possible values: Member of Stripe Set, and Member of Concatenation

23.6.6 GetSupportedStripeLengths

This method is found in the StorageElementCompositionService. This method returns the list of possible stripe lengths which can be used in the property StorageSetting.ExtentStripeLength supplied, as the Goal, to the CreateOrModifyCompositeElement method. Note that different implementations may support either the GetSupportedStripeLengths or the GetSupportedStripeLengthRange method. If the system only supports a range of lengths, then the return value will be set to 3.

Table 479 describes the return values for the GetSupportedStripeLengths method.

Table 479 - GetSupportedStripeLengths

Method: GetSupportedStripeLengths			
Return Values			
Value	Description		
0	Method completed with no error.		
1	Method not supported		
2	ElementType not supported		
3	Use GetSupportedStripeLengthRange instead		
Parameters			
Qualifiers	Name	Type	Description/Values
IN	ElementType	uint16	Type of element
OUT	StripeLengths[]	uint64	List of supported stripe Lengths

23.6.7 GetSupportedStripeLengthRange

This method is found in the StorageElementCompositionService. For systems that support a range of stripe lengths for composite volumes, this method can be used to retrieve the range of possible stripe lengths which can be used in the property StorageSetting.ExtentStripeLength supplied, as the Goal, to the CreateOrModifyCompositeElement method. Note that different implementations may support either the GetSupportedStripeLengths or the GetSupportedStripeLengthRange method. If the system only supports discrete values, then the return value will be set to 3.

Table 480 describes the return values for the `GetSupportedStripeLengthRange` method.

Table 480 - GetSupportedStripeLengthRange

Method: <code>GetSupportedStripeLengthRange</code>			
Return Values			
Value	Description		
0	Method completed with no error.		
1	Method not supported		
2	ElementType not supported		
3	Use <code>GetSupportedStripeLengths</code> instead		
Parameters			
Qualifiers	Name	Type	Description/Values
IN	ElementType	uint16	Type of element
OUT	MinimumStripeLength	uint64	Minimum ExtentStripeLength for a composite element
OUT	MaximumStripeLength	uint64	Maximum ExtentStripeLength for a composite element
OUT	StripeLengthDivisor	uint64	Composite element's stripe length must be a multiple of this value

23.6.8 GetSupportedStripeDepths

This method is found in the `StorageElementCompositionService`. This method returns the list of possible stripe depths which can be used in the property `StorageSetting.UserDataStripeDepth` supplied, as the Goal, to the `CreateOrModifyCompositeElement` method for systems that support discrete stripe depths. For systems that require the stripe depth to be on a given boundary, such as 512, the stripe length will be rounded up to the next higher value that is a multiple of the required boundary. Note that different implementations may support either the `GetSupportedStripeDepths` or the `GetSupportedStripeDepthRange` method. If the system only supports a range of stripe depths, then the return value will be set to 3.

Table 481 describes the return values for the `GetSupportedStripeDepths` method.

Table 481 - GetSupportedStripeDepths

Method: <code>GetSupportedStripeDepths</code>			
Return Values			
Value	Description		
0	Method completed with no error.		
1	Method not supported		
2	ElementType not supported		
3	Use <code>GetSupportedStripeDepthRange</code> instead		
Parameters			
Qualifiers	Name	Type	Description/Values

Table 481 - GetSupportedStripeDepths

Method: GetSupportedStripeDepths			
IN	ElementType	uint16	Type of element
OUT	StripeDepths[]	uint64	List of supported stripe depths

23.6.9 GetSupportedStripeDepthRange

This method is found in the StorageElementCompositionService. For systems that support a range of stripe depths for composite volumes, this method can be used to retrieve the range of possible stripe depths which can be used in the property StorageSetting.UserDataStripeDepth supplied, as the Goal, to the CreateOrModifyCompositeElement method. Note that different implementations may support either the GetSupportedStripeDepths or the GetSupportedStripeDepthRange method. If the system only supports discrete values, then the return value will be set to 3.

Table 482 describes the return values for the GetSupportedStripeDepthRange method.

Table 482 - GetSupportedStripeDepthRange

Method: GetSupportedStripeDepthRange			
Return Values			
Value	Description		
0	Method completed with no error.		
1	Method not supported		
2	ElementType not supported		
3	Use GetSupportedStripeDepths instead		
Parameters			
Qualifiers	Name	Type	Description/Values
IN	ElementType	uint16	Type of element
OUT	MinimumStripeDepth	uint64	Minimum User-DataStripeDepth for a composite element
OUT	MaximumStripeDepth	uint64	Maximum User-DataStripeDepth for a composite element
OUT	StripeDepthDivisor	uint64	Composite element's stripe depth must be a multiple of this value

23.7 Client Considerations and Recipes**23.7.1 Indications**

When storage elements are combined into a composite or a composite is dissolved, indications shall be sent. When a composite is created, the instrumentation shall send an InstDelete indication for all volumes that no longer exist as StorageVolumes. The AllocatedFromStoragePool association shall be deleted, as well as the ElementSettingData association and its associated StorageSetting. Indications shall not be required to be sent for those deletions. If the storage element still exists but is no longer accessible, the provider may send an InstModification indication for the StorageVolume depending upon whether or not there are any changes to the storage element itself. If the instrumentation creates a new storage element,

then it shall send an `InstCreation` indication for the new element. If the instrumentation modifies an existing element and it becomes the element to represent a composite, an `InstModification` indication shall be sent. `InstModification` indications for the `AllocatedFromStoragePool` association, `ElementSettingData` association, and associated `StorageSetting` shall not be not required.

When a composite is dissolved, the instrumentation shall send an `InstCreation` indication for each storage element created. It shall send an `InstDeletion` indication if the composite element is deleted and an `InstModification` indication if the composite element is merely modified. Indications for the `AllocatedFromStoragePool` associations, `ElementSettingData` associations, and associated `StorageSettings` that are created, deleted, or modified as a result of the dissolution of the composite shall not be required.

The user is advised to check the `StorageSetting` for the storage elements they are interested in after composite creation or deletion as those settings may have changed from what they were before.

23.7.2 Recipe 1: Create Composite Volume

In this use case, all available storage is consumed in `StorageVolumes`. The client wishes to create a larger volume from volumes that are not being used. The client will call `CreateOrModifyElementFromElements()`, passing in a set storage volumes. The provider will then create the concatenated volume.

```
// DESCRIPTION:
//
// Create a composite volume
//
// PRE-EXISTING CONDITIONS AND ASSUMPTIONS
//
// 1. The StorageElementCompositionService has been found and the object path
//    value is stored in $CompositionService->
// 2. The list of elements (volumes) to use to create the composite has been
//    identified and the object path values are stored in $volumes->[]
// 3. The StorageSetting to use has been identified and the object path
//    values are stored in $Goal->
// 4. The type of element to create has been selected (LogicalDisk or
//    StorageVolume and it's value stored in #ElementType
// 5. A representative element (LogicalDisk or StorageVolume instance)
//    has been identified and it's object path stored in $SampleElement->
//    Note: this is allowed to be null
// 6. The StorageElementCompositionCapabilities associated to the
//    StorageElementCompositionService has been found and the instance
//    stored in $CompositionCapabilities
// 7. The type of composite to create has been identified and the value
//    stored in #CompositeType

// Determine if there is a job created by method
// and wait for the job to complete
// Input:
// #ReturnCode : The return code of the method
// $ConcreteJob-> :The output parameter that may have a ConcreteJob REF.
// This method will return control if the recipe was not exited because of error
sub void WaitForJob(#ReturnCode, $ConcreteJob->) {
```

Volume Composition Profile

```
if (4096 == #ReturnCode) {
    if ($ConcreteJob-> != null) {
        /*Wait until the completion of the job using $ConcreteJob-> as
        a filter Verify that the OperationalStatus contains 2 ("OK"),
        or 17 ("Completed") */
        $JobInstance = GetInstance($ConcreteJob->,
            false, false, false, null)
        if ($JobInstance.JobState != 7) { // 7 - Completed
            <ERROR! Job failed! >
        }
    } else {
        <ERROR! Missing Job reference>
    }
}

// Step 1. See if creation is supported

if ($CompositionCapabilities.SupportsComposites == false) {
    <ERROR! Volume composition not supported>
}
if ((contains("CreateOrModifyCompositeElement",
    $CompositionCapabilities.SupportedAsynchronousActions[]) == FALSE)
    && (contains("CreateOrModifyCompositeElement",
    $CompositionCapabilities.SupportedSynchronousActions[]) == FALSE)) {
    <ERROR! Volume composition creation not supported>
}

// Step 2. Subscribe to indications
#Filter1 = "SELECT * FROM CIM_InstCreation WHERE SourceInstance ISA
    CIM_StorageVolume";
#Filter2 = "SELECT * FROM CIM_InstDeletion WHERE SourceInstance ISA
    CIM_StorageVolume";
// Determine if the Indication filters already exist
// If they don't, create them

// Step 3. Create the composite
%InputArguments["ElementName"] = {"Test"}
%InputArguments["ElementType"] = #ElementType
%InputArguments["Goal"] = $Goal->
%InputArguments["InElements"] = {$volumes->}
%InputArguments["ElementType"] = #CompositeType

#ReturnCode = InvokeMethod($CompositionService->,
    "CreateOrModifyCompositeElement",
    %InputArguments,
    %OutputArguments)
```

Volume Composition Profile

```
// 0 is "Success" and 4096 is "Method Parameters Checked - Job Started"
if (#ReturnCode != 0 || #ReturnCode != 4096) {
    <ERROR! Method failure>
}

$Job-> = %OutputArguments["Job"]
if ($Job-> == null) {
    $CompositeCreated-> = %OutputArguments["TheElement"]
}
else {
    // Wait until job is finished
    &WaitForJob(#ReturnCode, $Job->)

    // Now get the composite just created
    $CompositeCreated-> = Associators($Job->,
        "CIM_AffectedJobElement",
        "CIM_StorageExtent",
        "AffectingElement",
        "AffectedElement",
        false, false, null)
}

// Step 4: Verify the volumes that went into the composite are no longer accesible
for #i in $Candidates->[] {
    if ($Candidates->[#i] == $CompositeCreated->) {
        // It's allowed for the created composite to take over the
        // identity of a volume that went into creating it
    }
    else {
        $Refs->[] = AssociatorNames(
            $Candidates->[#i],
            "CIM_SystemDevice", // AssocClass
            "CIM_ComputerSystem", // ResultClass
            "PartComponent", // Role
            null )
        if( $Refs->[].length != 0 )
        {
            <"ERROR! Composite volume component still exists">
        }
    }
}
}
```

23.7.3 Recipe 2: Delete Composite Volume

In this use case, the client wishes to return a concatenated volume to its individual component storage volumes. The client calls `ReturnElementToElements()` to dissolve the concatenated volume.

Volume Composition Profile

```
// DESCRIPTION:
//
// Delete a composite volume
//
// PRE-EXISTING CONDITIONS AND ASSUMPTIONS
//
// 1. The StorageElementCompositionService has been found and the object path
//    value is stored in $CompositionService->
// 2. A composite volume has been created and the object path stored in
//    $compositeVolume->
// 3. The StorageElementCompositionCapabilities associated to the
//    StorageElementCompositionService has been found and the instance
//    stored in $CompositionCapabilities

// Determine if there is a job created by method
// and wait for the job to complete
// Input:
//   #ReturnCode : The return code of the method
//   $ConcreteJob-> :The output parameter that may have a ConcreteJob REF.
// This method will return control if the recipe was not exited because of error
sub void WaitForJob(#ReturnCode, $ConcreteJob->) {
    if (4096 == #ReturnCode) {
        if ($ConcreteJob-> != null) {
            /*Wait until the completion of the job using $ConcreteJob-> as
            a filter Verify that the OperationalStatus contains 2 ("OK"),
            or 17 ("Completed") */
            $JobInstance = GetInstance($ConcreteJob->,
                false, false, false, null)
            if ($JobInstance.JobState != 7) { // 7 - Completed
                <ERROR! Job failed! >
            }
        } else {
            <ERROR! Missing Job reference>
        }
    }
}

// Step 1. Subscribe to indications
#Filter1 = "SELECT * FROM CIM_InstCreation WHERE SourceInstance ISA
          CIM_StorageVolume";
#Filter2 = "SELECT * FROM CIM_InstDeletion WHERE SourceInstance ISA
          CIM_StorageVolume";
// Determine if the Indication filters already exist
// If they don't, create them

// Step 2. Dissolve the composite volume

if ($CompositionCapabilities.SupportsComposites == false) {
```

Volume Composition Profile

```
<ERROR! Volume composition not supported>
}

%InputArguments["TheElement"]          = $CompositeVolume->

#ReturnCode = InvokeMethod($CompositionService->,
    "ReturnElementToElement",
    %InputArguments,
    %OutputArguments)
// 0 is "Success" and 4096 is "Method Parameters Checked - Job Started"
if (#ReturnCode != 0 || #ReturnCode != 4096) {
    <ERROR! Method failure>
}

$Job-> = %OutputArguments["Job"]
if ($Job-> == null) {
    $Volumes->[] = %OutputArguments["OutElements"]
}
else {
    // Wait until job is finished
    &WaitForJob(#ReturnCode, $Job->)

    // Now get the SPCs
    $Volumes->[] = Associators(
        $Job->,
        "CIM_AffectedJobElement",
        "CIM_StorageExtent",
        "AffectingElement",
        "AffectedElement",
        false, false, null)
}

// Step 2. Show the elements from the former composite
for #v in $Volumes->[] {
    $AnInstance = GetInstance($Volumes->[#i],
        false, false, false, null)
    // Display instance
}
}
```

23.8 Registered Name and Version

Volume Composition version 1.5.0 (Component Profile)

CIM Schema Version: 2.23.0

23.9 CIM Elements

Table 483 describes the CIM elements for Volume Composition.

Table 483 - CIM Elements for Volume Composition

Element Name	Requirement	Description
23.9.1 CIM_CompositeExtent	Mandatory	
23.9.2 CIM_CompositeExtentBasedOn (Volume Composition)	Mandatory	
23.9.3 CIM_ElementCapabilities	Mandatory	
23.9.4 CIM_ElementSettingData	Mandatory	
23.9.5 CIM_HostedService (Associates ComputerSystem and the ElementCompositionService)	Mandatory	
23.9.6 CIM_StorageElementCompositionCapabilities	Mandatory	
23.9.7 CIM_StorageElementCompositionService	Mandatory	
23.9.8 CIM_StorageSetting	Mandatory	
23.9.9 CIM_StorageVolume	Conditional	Conditional requirement: Storage Volumes used as storage elements.
SELECT * FROM CIM_InstModification WHERE SourceInstance ISA CIM_StorageVolume	Conditional	Conditional requirement: Storage Volumes used as storage elements. Modification of a StorageVolume upon creation or deletion of a composite.

23.9.1 CIM_CompositeExtent

Created By: Extrinsic

Modified By: Extrinsic

Deleted By: Extrinsic

Requirement: Mandatory

Table 484 describes class CIM_CompositeExtent.

Table 484 - SMI Referenced Properties/Methods for CIM_CompositeExtent

Properties	Flags	Requirement	Description & Notes
IsConcatenated		Mandatory	Indicates data is concatenated across extents in the group.
BlockSize		Mandatory	Size in bytes of the blocks which form this StorageExtent.
NumberOfBlocks		Mandatory	
ConsumableBlocks		Mandatory	The maximum number of blocks, of size BlockSize, which are available for consumption.
SystemCreationClassName		Mandatory	The scoping System CreationClassName.
SystemName		Mandatory	The scoping System Name.
CreationClassName		Mandatory	The name of the concrete subclass.
Name		Mandatory	Unique identifier for the Service.

23.9.2 CIM_CompositeExtentBasedOn (Volume Composition)

Created By: Extrinsic: CreateOrModifyCompositeElement, ReturnElementToElements

Modified By: External

Deleted By: Extrinsic: CreateOrModifyCompositeElement, ReturnElementToElements

Requirement: Mandatory

Table 485 describes class CIM_CompositeExtentBasedOn (Volume Composition).

Table 485 - SMI Referenced Properties/Methods for CIM_CompositeExtentBasedOn (Volume Composition)

Properties	Flags	Requirement	Description & Notes
Dependent		Mandatory	
Antecedent		Mandatory	

23.9.3 CIM_ElementCapabilities

Created By: Static

Modified By: Static

Deleted By: Static

Requirement: Mandatory

Table 486 describes class CIM_ElementCapabilities.

Table 486 - SMI Referenced Properties/Methods for CIM_ElementCapabilities

Properties	Flags	Requirement	Description & Notes
ManagedElement		Mandatory	
Capabilities		Mandatory	

23.9.4 CIM_ElementSettingData

Created By: Extrinsic: CreateOrModifyCompositeElement, ReturnElementToElements

Modified By: Static

Deleted By: Extrinsic: CreateOrModifyCompositeElement, ReturnElementToElements

Requirement: Mandatory

Table 487 describes class CIM_ElementSettingData.

Table 487 - SMI Referenced Properties/Methods for CIM_ElementSettingData

Properties	Flags	Requirement	Description & Notes
ManagedElement		Mandatory	StorageVolume or LogicalDisk.
SettingData		Mandatory	The composite setting data object associated with the composite element.

23.9.5 CIM_HostedService (Associates ComputerSystem and the ElementCompositionService)

Created By: Static

Modified By: Static

Deleted By: Static

Requirement: Mandatory

Table 488 describes class CIM_HostedService (Associates ComputerSystem and the ElementCompositionService).

Table 488 - SMI Referenced Properties/Methods for CIM_HostedService (Associates ComputerSystem and the ElementCompositionService)

Properties	Flags	Requirement	Description & Notes
Antecedent		Mandatory	
Dependent		Mandatory	

23.9.6 CIM_StorageElementCompositionCapabilities

Created By: Static

Requirement: Mandatory

Table 489 describes class CIM_StorageElementCompositionCapabilities.

Table 489 - SMI Referenced Properties/Methods for CIM_StorageElementCompositionCapabilities

Properties	Flags	Requirement	Description & Notes
ElementName		Mandatory	User friendly name for this instance of Capabilities.
InstanceID		Mandatory	Unique identifier for the instance.
SupportsComposites		Mandatory	Indicates if instrumentation supports composite elements.
MaxCompositeSize		Mandatory	Indicates the largest composite element that can be created in bytes.
MaxCompositeElements		Mandatory	Indicates the most elements that can be combined into a composite element.
CompositionCharacteristics		Mandatory	Composition characteristics supported by this system.
SupportedAsynchronousActions		Mandatory	Indicates which methods are executed asynchronously.
SupportedSynchronousActions		Mandatory	Indicates which methods are executed synchronously.
SupportedStorageElements		Mandatory	Managed element types that can be composited. Currently only StorageVolume.
CompositionMethodsSupported		Mandatory	Composition methods supported.
CompositeSourcesSupported		Mandatory	Composition sources supported.

Table 489 - SMI Referenced Properties/Methods for CIM_StorageElementCompositionCapabilities

Properties	Flags	Requirement	Description & Notes
SupportsCompositeNaming		Mandatory	Can the user name the composite.
SupportsRepresentativeElement		Mandatory	Can the user specify the RepresentativeElement in CreateOrModifyComposite and GetAvailableElements.

23.9.7 CIM_StorageElementCompositionService

Created By: Static

Requirement: Mandatory

Table 490 describes class CIM_StorageElementCompositionService.

Table 490 - SMI Referenced Properties/Methods for CIM_StorageElementCompositionService

Properties	Flags	Requirement	Description & Notes
SystemCreationClassName		Mandatory	The scoping System CreationClassName.
SystemName		Mandatory	The scoping System Name.
CreationClassName		Mandatory	The name of the concrete subclass.
Name		Mandatory	Unique identifier for the Service.
CreateOrModifyCompositeElement()		Mandatory	This method creates or modifies a composite element. Only like elements (e.g. StorageVolumes) can be combined.
ReturnElementToElements()		Mandatory	Dissolve the composite. All elements in the composite are restored.
RemoveElementsFromElement()		Optional	Removes one or more constituent elements from a composite volume.
GetAvailableElements()		Optional	This method queries the set of pools passed in and returns a set of volumes or logical disks that can be composed together based on the specified goal and element passed in.
GetCompositeElements()		Optional	Returns list of volumes/logical disks that were combined into this composite volume. Since (usually) all but one of these volumes/logical disks disappear when the composite is created, this is an essential method to help the client figure out what is in the composite. Remember that a particular client may not have been the one to create the composite.
GetSupportedCompositeStripeDepths()		Optional	This method returns the list of possible stripe depths (a.k.a. stripe size) to use in the CreateOrModifyCompositeElement method.
GetSupportedCompositeStripeDepthRange()		Optional	This method returns the range of possible stripe depths (a.k.a. stripe size) to use in the CreateOrModifyCompositeElement method.

23.9.8 CIM_StorageSetting

Created By: Static

Modified By: Static

Deleted By: Static

Requirement: Mandatory

Table 491 describes class CIM_StorageSetting.

Table 491 - SMI Referenced Properties/Methods for CIM_StorageSetting

Properties	Flags	Requirement	Description & Notes
InstanceID		Mandatory	
ElementName		Mandatory	The user-friendly name for this instance of SettingData. In addition, the user-friendly name can be used as a index property for a search of query. (Note: Name does not have to be unique within a namespace.)
NoSinglePointOfFailure		Mandatory	Indicates the desired value for No Single Point of Failure. Possible values are false = single point of failure, and true = no single point of failure.
DataRedundancyMin		Mandatory	DataRedundancyMin describes the minimum number of complete copies of data to be maintained. Examples would be RAID 5 where 1 copy is maintained and RAID 1 where 2 or more copies are maintained. Possible values are 1 to n.
DataRedundancyMax		Mandatory	DataRedundancyMax describes the maximum number of complete copies of data to be maintained. Examples would be RAID 5 where 1 copy is maintained and RAID 1 where 2 or more copies are maintained. Possible values are 1 to n.
DataRedundancyGoal		Mandatory	
PackageRedundancyMin		Mandatory	PackageRedundancyMin describes the minimum number of spindles or logical devices to be used. Package redundancy describes how many disk spindles or logical devices can fail without data loss including, at most, one spare. Examples would be RAID5 with a Package Redundancy of 1, RAID6 with 2. Possible values are 0 to n.
PackageRedundancyMax		Mandatory	PackageRedundancyMax describes the maximum number of spindles or logical devices to be used. Package redundancy describes how many disk spindles or logical devices can fail without data loss including, at most, one spare. Examples would be RAID5 with a Package Redundancy of 1, RAID6 with 2. Possible values are 0 to n.
PackageRedundancyGoal		Mandatory	
ExtentStripeLength		Optional	Number of underlying StorageVolumes in a composite volume that data is striped across.
ExtentStripeLengthMin		Optional	ExtentStripeLengthMin describes the minimum acceptable stripe length.
ExtentStripeLengthMax		Optional	ExtentStripeLengthMax describes the maximum acceptable stripe length.
ParityLayout		Optional	ParityLayout describes the desired parity layout. The value may be 1 or 2 (Non-rotated Parity or Rotated Parity).
UserDataStripeDepth		Optional	The number of bytes forming a stripe (aka stripe size).
UserDataStripeDepthMin		Optional	UserDataStripeDepthMin describes the minimum acceptable stripe depth.
UserDataStripeDepthMax		Optional	UserDataStripeDepthMax describes the maximum acceptable stripe depth.
ChangeableType		Mandatory	This property informs a client if the setting can be modified. It also tells the client how long this setting is expected to remain in the model. If the implementation allows it, the client can use the property to request that the setting's existence be not transient.
StorageExtentInitialUsage		Optional	The Usage value to be used when creating a new storage element.
StoragePoolInitialUsage		Optional	The Usage value to be used when creating a new storage pool.

23.9.9 CIM_StorageVolume

Created By: Extrinsic: ReturnElementToElements

Modified By: External

Deleted By: Extrinsic: CreateOrModifyCompositeElement, ReturnElementToElements

Requirement: Storage Volumes used as storage elements.

Table 492 describes class CIM_StorageVolume.

Table 492 - SMI Referenced Properties/Methods for CIM_StorageVolume

Properties	Flags	Requirement	Description & Notes
SystemCreationClassName		Mandatory	
SystemName		Mandatory	
CreationClassName		Mandatory	
DeviceID		Mandatory	
BlockSize		Mandatory	
NumberOfBlocks		Mandatory	The number of blocks as reported by the hardware.
ConsumableBlocks		Mandatory	The number of usable blocks.
ExtentStatus		Mandatory	
OperationalStatus		Mandatory	

EXPERIMENTAL

DEPRECATED

24 Volume Management Profile

NOTE The Volume Management Profile is scheduled for removal for SMI-S 2.0. The functionality of this profile will not be replaced in SMI-S 2.0. The Storage Network Industry Association (SNIA) is not aware of any implementations of this profile. The SNIA would like to hear from anyone that has implemented the Volume Management Profile. If your company or organization has implemented this profile and is a member of the SNIA, please contact the DRM Technical Working Group or indicate your preference to keep this profile in SMI-S 2.0 during member reviews and ballots. If your company or organization has implemented this profile and is not a member of the SNIA, please indicate your preference to keep this profile as part of SMI-S using the SNIA feedback portal: http://www.snia.org/tech_activities/feedback/.

24.1 Description

The host Volume Management (VM) Profile addresses block storage virtualization and presents virtual block devices to clients. The model represents virtualization for host volume management where LogicalDisks are exported.

A host volume manager is a software storage management subsystem that allows one to manage physical disks as logical devices called volumes. A volume is a logical device that appears to data management systems as a physical disk. Through support of RAID, the volume manager provides similar features as many disk arrays. Therefore, CIM administration of a volume manager is similar to that of an array. Embedded volume managers, like in a switch, should use the Virtualization Profile.

The Volume Management Profile uses existing classes from the Array Profile and Block Services Subprofile, and optionally uses the Host Discovered Resources Subprofile to bind with the disks in the host operating system.

24.1.1 Instance Diagram

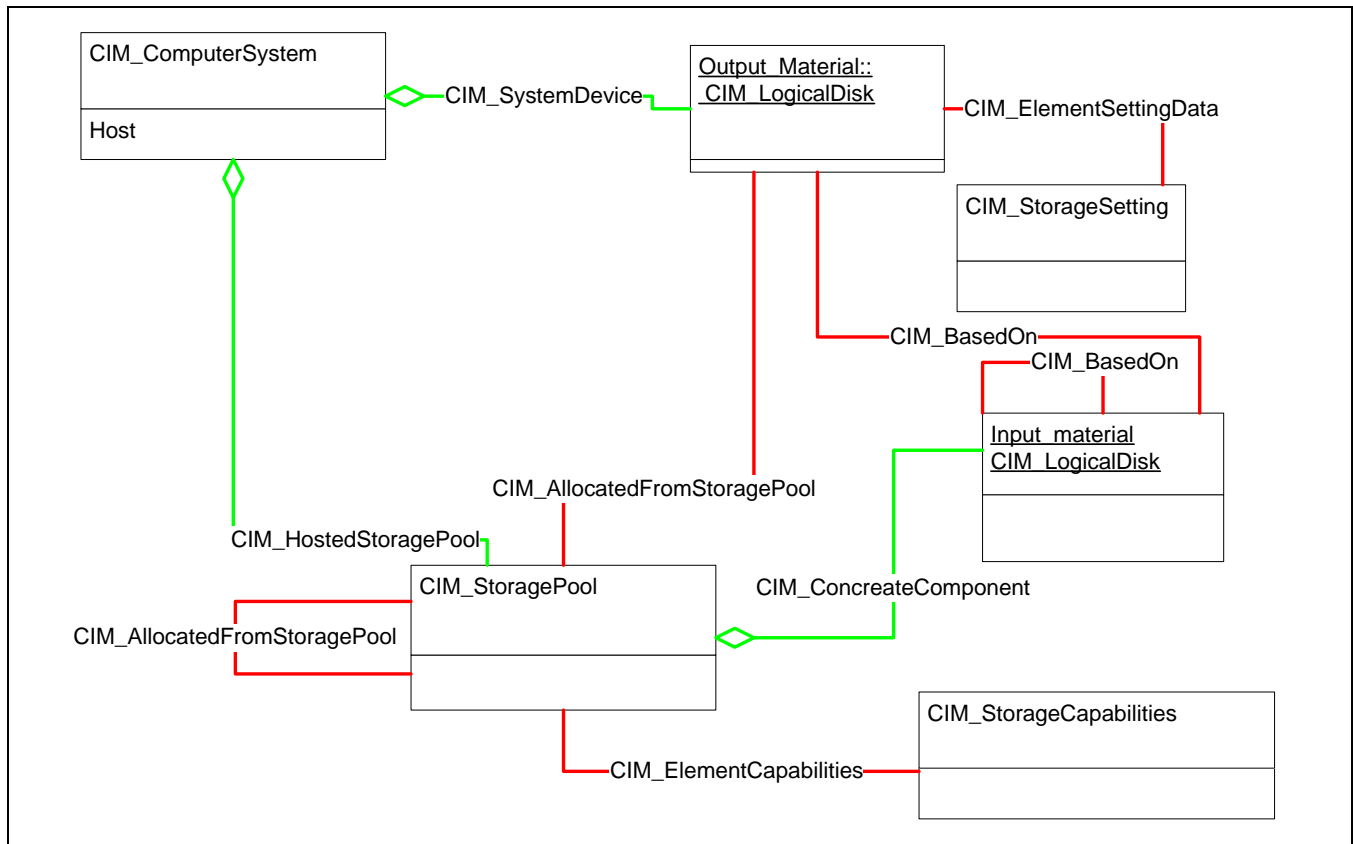


Figure 114 - Volume Management Instance Diagram

24.1.2 Input Class of the Volume Manager

The host operating system provides a unique name for each disk via a special file name. Typically, these are device file names: drive letters on Windows systems or /dev/dsk/device1 on UNIX systems. A LogicalDisk can be based on a disk partition or created by the operating system to represent a discovered volume and would have an operating system device name. The volume manager provider will place into a primordial pool all disks that it discovers as a LogicalDisk and uses the Name property to specify the operating system device file name.

24.1.3 Export Class of the Volume Manager

The Volume Management Profile exports LogicalDisk, which may be referred to as a volume in a typical host volume manager. For host volume managers, this is treated as a virtual disk or volume, and is where a file system or database would reside.

24.1.4 Initializing OS Disks for Volume Manager Use

All disks initially discovered by the volume manager from the host's device tree are added to a Primordial Pool by creating an association between the Primordial Pool and a LogicalDisk instance. Typically, these discovered disks are those listed in the /dev directory. Disks on a host are not immediately available for volume manager use; they are first initialized for volume manager use by writing metadata to the disk. Any disks that are not yet initialized for volume manager use will become initialized as a side effect of creating a concrete StoragePool.

24.1.5 Creating Pools and Logical Volumes

Concrete StoragePools are created by the Block Services CreateOrModifyStoragePool method. Any uninitialized disks that are added to the concrete StoragePool are initialized as a side-effect of adding the disk to the pool.

The Block Services methods CreateOrModifyElementFromStoragePool or CreateOrModifyElementFromElements are used to create and modify volumes. When specifying a primordial pool or uninitialized disks to create or modify volumes, any disks that are not yet initialized will be initialized as a side effect of adding the disks to a concrete pool and creating the volume. See 5.1 Description for more details on methods for creating pools and logical volumes.

24.1.6 Storage Settings for Volumes

Providers need to map a Quality of Service and any Storage Settings to a particular volume's redundancy or raid level. This is similar to creating StorageVolumes in the Block Services Subprofile.

The StorageSetting, StorageSettingWithHints, and StorageCapabilities classes may be used to specify striping parameters such as number of stripe columns, or the extent stripe length. See Clause 5: "Block Services Package" for a description of these settings. The StorageSettings.Description string should be updated with an appropriate string describing the volume's settings. The Exported value in ExtentStatus[] of the LogicalDisk should be set if it is intended for application use.

24.1.7 Durable Names and Other Correlatable ids of the Profile

Each object's Name in the volume manager is not durable. The names can be changed at any time. However, names will always be unique and correlatable. The provider will present names that the underlying volume manager software creates using its own naming heuristics. When available, the Host Discovered Resources Profile provides the connectivity and correlatable IDs of the host resources.

24.2 Health and Fault Management Considerations

Not defined in this standard.

24.3 Cascading Considerations

The Cascading Subprofile may be used when the Host Discovered Resources Profile is available on the host, where the Host Discovered Resource Profile would be the leaf profile. In this case, all discovered disks by the provider are still placed in the primordial pool. Therefore, the behavior of what is in the primordial pool should not change based on the presence of another profile. The content should be consistent regardless of the presence of the Host Discovered Resources Profile. The the description of the Cascading Subprofile for usage with the Security Resource Ownership Subprofile.

24.4 Supported Subprofiles and Packages

Table 493 describes the supported profiles for Volume Management.

Table 493 - Supported Profiles for Volume Management

Profile Name	Organization	Version	Requirement	Description
Access Points	SNIA	1.3.0	Optional	
Extent Composition	SNIA	1.6.0	Optional	
Location	SNIA	1.4.0	Optional	
Software	SNIA	1.4.0	Optional	
Disk Sparing	SNIA	1.5.0	Optional	
Job Control	SNIA	1.5.0	Optional	
Block Server Performance	SNIA	1.6.1	Optional	

Table 493 - Supported Profiles for Volume Management

Profile Name	Organization	Version	Requirement	Description
Block Services	SNIA	1.6.1	Mandatory	
Health	SNIA	1.2.0	Mandatory	
Indication	SNIA	1.5.0	Mandatory	

24.5 Methods of the Profile

None

24.6 Client Considerations and Recipes

Use Clause 5: Block Services Package to create and modify volumes.

See recipes for creating volumes in 5.6.6 "Conditional: Create StoragePool and Storage Element on Block Server (e.g., Array or Volume Manager)" in Clause 5: Block Services Package.

Replacing a disk is done by using the Sparring Subprofile. Newly added disks are first made and then are used to replace the old disk.

24.6.1 Storage Configuration

The Volume Management Profile uses the StorageConfigurationService in the Block Services Subprofile for creating and modifying objects in a StoragePool. Creating volumes with specified extents shall be done using the CreateorModifyElementFromElements method. When specifying extents, or when using the InExtents[] parameter of CreateOrModifyStoragePool for creating storage pools as well as adding disks, then the specified extents shall be from among the extents returned from the StoragePool.GetAvailableExtents method. Any other extents may cause the operation to fail.

24.7 Registered Name and Version

Volume Management version 1.2.0 (Autonomous Profile)

24.8 CIM Elements

Table 494 describes the CIM elements for Volume Management.

Table 494 - CIM Elements for Volume Management

Element Name	Requirement	Description
24.8.1 CIM_AllocatedFromStoragePool (LogicalDisk from Pool)	Mandatory	
24.8.2 CIM_AllocatedFromStoragePool (Pool from Pool)	Mandatory	
24.8.3 CIM_ComputerSystem	Mandatory	Associated to RegisteredProfile.
24.8.4 CIM_ElementCapabilities	Mandatory	
24.8.5 CIM_ElementSettingData	Mandatory	
24.8.6 CIM_HostedStoragePool	Mandatory	
24.8.7 CIM_LogicalDisk	Mandatory	
24.8.8 CIM_StorageCapabilities	Mandatory	

Table 494 - CIM Elements for Volume Management

Element Name	Requirement	Description
24.8.9 CIM_StoragePool (Concrete)	Mandatory	Logical Disks are allocated from 'concrete' pools.
24.8.10 CIM_StoragePool (Primordial)	Mandatory	At least one primordial pool must exist for a host. This is the 'unallocated storage' of the host, and contains unused disks.
24.8.11 CIM_StorageSetting	Mandatory	
24.8.12 CIM_SystemDevice	Mandatory	
SELECT * FROM CIM_InstCreation WHERE SourceInstance ISA CIM_LogicalDisk	Mandatory	Addition of a new logical disk instance.
SELECT * FROM CIM_InstDeletion WHERE SourceInstance ISA CIM_LogicalDisk	Mandatory	Deletion of a logical disk instance.
SELECT * FROM CIM_InstModification WHERE SourceInstance ISA CIM_LogicalDisk AND SourceInstance.OperationalStatus <> PreviousInstance.OperationalStatus	Mandatory	Change of status of a Logical Disk.
SELECT * FROM CIM_InstModification WHERE SourceInstance ISA CIM_LogicalDisk AND SourceInstance.CIM_LogicalDisk::OperationalStatus <> PreviousInstance.CIM_LogicalDisk::OperationalStatus	Mandatory	CQL -Change of status of a Logical Disk.
SELECT * FROM CIM_InstModification WHERE SourceInstance ISA CIM_StoragePool AND SourceInstance.CIM_StoragePool::OperationalStatus <> PreviousInstance.CIM_StoragePool::OperationalStatus	Mandatory	CQL -Change of status of a storage pool.
SELECT * FROM CIM_InstCreation WHERE SourceInstance ISA CIM_StoragePool	Mandatory	Addition of a storage pool instance.
SELECT * FROM CIM_InstDeletion WHERE SourceInstance ISA CIM_StoragePool	Mandatory	Deletion of a storage pool instance.

24.8.1 CIM_AllocatedFromStoragePool (LogicalDisk from Pool)

Created By: Static

Modified By: Static

Deleted By: Static

Requirement: Mandatory

Table 495 describes class CIM_AllocatedFromStoragePool (LogicalDisk from Pool).

Table 495 - SMI Referenced Properties/Methods for CIM_AllocatedFromStoragePool (LogicalDisk from Pool)

Properties	Flags	Requirement	Description & Notes
SpaceConsumed		Mandatory	
Antecedent		Mandatory	
Dependent		Mandatory	

24.8.2 CIM_AllocatedFromStoragePool (Pool from Pool)

Created By: Static

Modified By: Static

Deleted By: Static

Requirement: Mandatory

Table 496 describes class CIM_AllocatedFromStoragePool (Pool from Pool).

Table 496 - SMI Referenced Properties/Methods for CIM_AllocatedFromStoragePool (Pool from Pool)

Properties	Flags	Requirement	Description & Notes
SpaceConsumed		Mandatory	
Dependent		Mandatory	
Antecedent		Mandatory	

24.8.3 CIM_ComputerSystem

Created By: Static

Modified By: Static

Deleted By: Static

Requirement: Mandatory

Shall be associated to RegisteredProfile using ElementConformsToProfile association. The RegisteredProfile instance shall have RegisteredName set to 'Volume Management', RegisteredOrganization set to 'SNIA', and RegisteredVersion set to '1.2.0'.

Table 497 describes class CIM_ComputerSystem.

Table 497 - SMI Referenced Properties/Methods for CIM_ComputerSystem

Properties	Flags	Requirement	Description & Notes
CreationClassName		Mandatory	
Name		Mandatory	Unique identifier for the Host. IP address.
ElementName		Mandatory	User friendly name.
OperationalStatus		Mandatory	Overall status of the Host.
NameFormat		Mandatory	Format for Name property.
Dedicated		Mandatory	This should include 0. This indicates that this computer system is not dedicated to volume management.
PrimaryOwnerContact		Optional	
PrimaryOwnerName		Optional	

24.8.4 CIM_ElementCapabilities

Created By: Static
 Modified By: Static
 Deleted By: Static
 Requirement: Mandatory

Table 498 describes class CIM_ElementCapabilities.

Table 498 - SMI Referenced Properties/Methods for CIM_ElementCapabilities

Properties	Flags	Requirement	Description & Notes
Capabilities		Mandatory	
ManagedElement		Mandatory	

24.8.5 CIM_ElementSettingData

Created By: Static
 Modified By: Static
 Deleted By: Static
 Requirement: Mandatory

Table 499 describes class CIM_ElementSettingData.

Table 499 - SMI Referenced Properties/Methods for CIM_ElementSettingData

Properties	Flags	Requirement	Description & Notes
SettingData		Mandatory	
ManagedElement		Mandatory	

24.8.6 CIM_HostedStoragePool

Created By: Static
 Modified By: Static
 Deleted By: Static
 Requirement: Mandatory

Table 500 describes class CIM_HostedStoragePool.

Table 500 - SMI Referenced Properties/Methods for CIM_HostedStoragePool

Properties	Flags	Requirement	Description & Notes
PartComponent		Mandatory	
GroupComponent		Mandatory	

24.8.7 CIM_LogicalDisk

Created By: Static
 Modified By: Static
 Deleted By: Static
 Requirement: Mandatory

Table 501 describes class CIM_LogicalDisk.

Table 501 - SMI Referenced Properties/Methods for CIM_LogicalDisk

Properties	Flags	Requirement	Description & Notes
SystemCreationClassName		Mandatory	
SystemName		Mandatory	
CreationClassName		Mandatory	
DeviceID		Mandatory	Opaque identifier.
ElementName		Mandatory	User friendly name.
Name		Mandatory	Should be a durable name. As yet any name.
ExtentStatus		Mandatory	
OperationalStatus		Mandatory	
BlockSize		Mandatory	
NumberOfBlocks		Mandatory	
IsBasedOnUnderlyingRedundancy		Mandatory	
NoSinglePointOfFailure		Mandatory	
DataRedundancy		Mandatory	
PackageRedundancy		Mandatory	
DeltaReservation		Mandatory	
ConsumableBlocks		Mandatory	

24.8.8 CIM_StorageCapabilities

Created By: Static
 Modified By: Static
 Deleted By: Static
 Requirement: Mandatory

Table 502 describes class CIM_StorageCapabilities.

Table 502 - SMI Referenced Properties/Methods for CIM_StorageCapabilities

Properties	Flags	Requirement	Description & Notes
InstanceID		Mandatory	
ElementName		Mandatory	

Table 502 - SMI Referenced Properties/Methods for CIM_StorageCapabilities

Properties	Flags	Requirement	Description & Notes
NoSinglePointOfFailure		Mandatory	
NoSinglePointOfFailureDefault		Mandatory	
DataRedundancyMin		Mandatory	
DataRedundancyMax		Mandatory	
DataRedundancyDefault		Mandatory	
PackageRedundancyMin		Mandatory	
PackageRedundancyMax		Mandatory	
PackageRedundancyDefault		Mandatory	
DeltaReservationDefault		Mandatory	
DeltaReservationMax		Mandatory	
DeltaReservationMin		Mandatory	

24.8.9 CIM_StoragePool (Concrete)

Created By: Static

Modified By: Static

Deleted By: Static

Requirement: Mandatory

Table 503 describes class CIM_StoragePool (Concrete).

Table 503 - SMI Referenced Properties/Methods for CIM_StoragePool (Concrete)

Properties	Flags	Requirement	Description & Notes
InstanceID		Mandatory	
ElementName		Mandatory	
PoolID		Mandatory	
TotalManagedSpace		Mandatory	
RemainingManagedSpace		Mandatory	
Primordial		Mandatory	Set to false.

24.8.10 CIM_StoragePool (Primordial)

Created By: Static

Modified By: Static

Deleted By: Static

Requirement: Mandatory

Table 504 describes class CIM_StoragePool (Primordial).

Table 504 - SMI Referenced Properties/Methods for CIM_StoragePool (Primordial)

Properties	Flags	Requirement	Description & Notes
InstanceID		Mandatory	
ElementName		Mandatory	
PoolID		Mandatory	
TotalManagedSpace		Mandatory	
RemainingManagedSpace		Mandatory	
Primordial		Mandatory	Set to true.

24.8.11 CIM_StorageSetting

Created By: Static

Modified By: Static

Deleted By: Static

Requirement: Mandatory

Table 505 describes class CIM_StorageSetting.

Table 505 - SMI Referenced Properties/Methods for CIM_StorageSetting

Properties	Flags	Requirement	Description & Notes
InstanceID		Mandatory	Opaque identifier.
ElementName		Mandatory	User friendly name.... can be used for 'potted' settings for specific RAID levels.
DataRedundancyMin		Mandatory	
DataRedundancyMax		Mandatory	
DataRedundancyGoal		Mandatory	
PackageRedundancyMin		Mandatory	
PackageRedundancyMax		Mandatory	
PackageRedundancyGoal		Mandatory	
DeltaReservationGoal		Mandatory	
DeltaReservationMax		Mandatory	
DeltaReservationMin		Mandatory	

24.8.12 CIM_SystemDevice

Created By: Static

Modified By: Static

Deleted By: Static

Requirement: Mandatory

Table 506 describes class CIM_SystemDevice.

Table 506 - SMI Referenced Properties/Methods for CIM_SystemDevice

Properties	Flags	Requirement	Description & Notes
PartComponent		Mandatory	
GroupComponent		Mandatory	

DEPRECATED

Volume Management Profile

EXPERIMENTAL

25 Storage Element Protection SubProfile

25.1 Description

25.1.1 Overview

The Storage Element Protection Subprofile defines classes and methods for managing access permission to a storage element—either a storage volume or logical disk. This subprofile also defines how long the protection shall stay in effect. It allows a client to protect data as required by changeable business and operational policies. Clients may modify access to a storage element for various reasons, including:

- *Regulatory Compliance* - Ensure that vital records are available, unaltered (immutable) and protected from accidental or malicious destruction. The degree of exposure and the retention period depend on the nature of the records.
- *Protection of Fixed Content* - Maintain in “Read-only” mode between cyclic refreshes of the data content.
- *Protection of Recovery Assets* - Protect data from accidental reuse. For example, make recovery logs “Read-only” or immutable.
- *Reclamation of Expired (Archive) Capacity* - After migration, delete or destroy data when elements are released for re-use.

25.1.2 Use Cases

In a typical scenario, a storage element is allocated with Read/Write permission. At a later time, when the element holds data that requires protection, the access permission is changed to Read-only with a retention period.

Changes in regulations, audit or litigation may require that the storage element be retained for a longer period. In this case, the retention period may be extended or alternatively set to a "never to expire" value. This new setting retains the current protection for an indefinite period--until litigation is resolved, for example.

Company policy may dictate that archived data, although still protected and retained for legal purposes, be unavailable even for Read-only. In this case, the element may be hidden from read-and-write access. It will be visible only to a storage administrator.

25.1.3 Functionality

A management application will interact with this subprofile in two ways—(1) the management application can retrieve and modify the access permission attribute and (2) the management application may define the period for which the access permission will remain in effect (the retention period). During the retention period, other functions shall be disabled to prevent the storage element from being reformatted, erased or otherwise (logically) destroyed. While this retention period is in effect, the access permission cannot be modified except to make it more restrictive. Once this period expires, the access permissions remain in effect, but they may now be modified. The management application may extend this retention period but shall not be able to shorten it.

25.1.4 Class Model

In order to support the desired protection functionality, this profile defines a new method, Protect, for the StorageProtectionService class. This method allows the client to set the protection-related configurations of a storage element, either a StorageVolume or LogicalDisk. When first called for a storage element, it creates a StorageProtectionSetting instance with the client requested configuration and associates it to the target element by the ElementProtectionSettingData association. If the target element already has a

StorageProtectionSetting associated via ElementProtectionSettingData, then it modifies the properties of the existing instance of StorageProtectionSetting, as shown in Figure 115: "Storage Element Protection Class Model". After the retention period has expired and every protection configuration has been

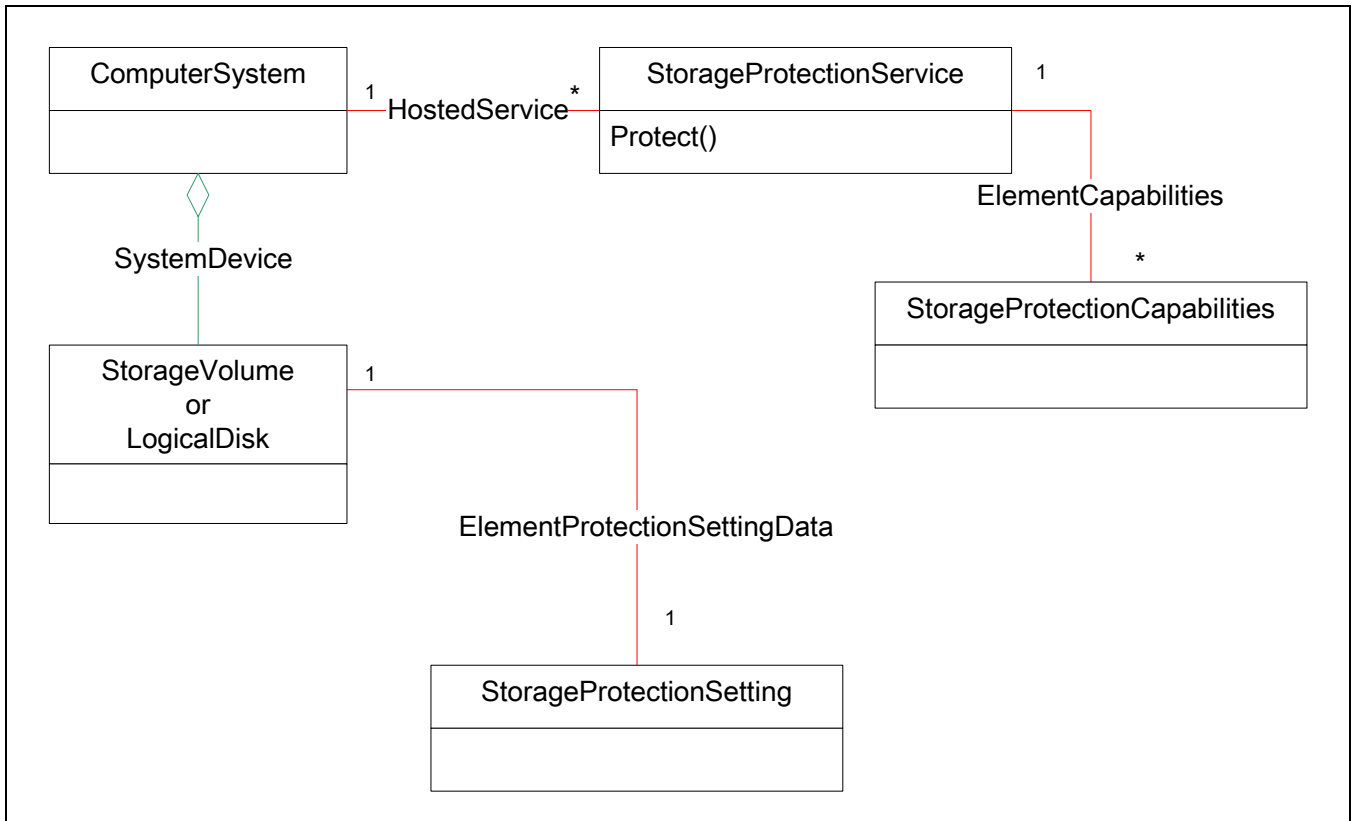


Figure 115 - Storage Element Protection Class Model

released, the StorageProtectionSetting instance will not automatically be removed by the instrumentation. However a state change indication will be sent to the management application so that it may remove the instance by using the DeleteInstance operation if needed.

Table 507 shows properties this profile defines for the StorageProtectionCapabilities class, which indicates the capability of the element protection feature of the associated StorageProtectionService, including the granularity of the retention period.

Table 507 - Properties for StorageProtectionCapabilities

Property	Flags	Type	Descriptions & Notes
ProtectionTimeGranularity		uint16	Granularity for the time period of StorageProtectionSetting.RemainingProtectionTime. Possible values are: 0 (Unknown), 1 (Other), 2 (Second), 3 (Minute), 4 (Hour), 5 (Day)
SupportedStorageElementFeatures		uint16[]	Enumeration indicating which storage elements can be protected. Possible values: 1 - StorageVolume Protection 2 - LogicalDisk Protection

Table 507 - Properties for StorageProtectionCapabilities

Property	Flags	Type	Descriptions & Notes
SupportedSynchronousActions		uint16[]	Methods that will not create a job. Possible values: 1 - Storage Element Protection
SupportedAsynchronousActions		uint16[]	Methods that will create a job. Possible values: 1 - Storage Element Protection

This profile also defines a new Setting class, StorageProtectionSetting, which contains the protection-related properties for a particular StorageVolume or LogicalDisk storage element, shown in Table 508. This class is associated to a storage element instance via the ElementProtectionSettingData association. A client can retrieve the protection-related configurations and statuses of a StorageVolume or LogicalDisk by traversing the ElementProtectionSettingData association if it exists. If that association is not found, no protection management is applied for the StorageVolume or LogicalDisk.

Table 508 - Properties for StorageProtectionSetting

Property	Flags	Type	Descriptions & Notes
ProtectionControlled		boolean	Whether the storage element is under protection control or not. If this property is FALSE that indicates the storage device has protection feature or used to has but currently the service has been withdrawn or not available to obtain protection attributes by some accident.
Access		uint16	Read and write accessibility of the storage element. 1: Read/Write Enabled 2: Read Only 3: Write Once 4: Read/Write Disabled While it is not possible to use Protect() to transition to "Write Once", it's still needed for correct reporting of status
InquiryProtection		Uint16[]	Protected responses for SCSI inquiry commands. 1: No SCSI Inquiry Protection 2: Inquiry Disabled 3: Zero Capacity Returned This property is utilized in the protection of a StorageVolume and it is optional to implement
DenyAsCopyTarget		boolean	Whether the storage element can be specified as a copy target or not. If this property is TRUE then this storage element will not be selectable as a target of copy pair
LUNMappingConfigurable		boolean	Whether LU assignment to the storage element is configurable or not. This property is utilized in the protection of a StorageVolume and is optional to implement
ProtectExpirationSpecified		uint16	Duration type of the storage element protection. 1: None 2: Limited Expiration 3: Permanent
RemainingProtectionTime		datetime	Amount of remaining time before a management application can change the access permission.

25.1.5 Access permission

The overall state of the StorageVolume or LogicalDisk protection is indicated by the combination of several properties. Table 509, Table 510, Table 511, Table 512, and Table 513 show the possible values of each property listed in Table 508. These tables apply to properties in the StorageProtectionSetting class.

Table 509 - Values for ProtectionControlled

Value	Description
TRUE	Storage element is under protection control.
FALSE	Storage element is NOT under protection control.

Table 510 - Values for Access

Value	Description
0 (Unknown)	Accessibility status is unknown.
1 (Read/Write Enabled)	Both read and write commands are allowed.
2 (Read Only)	Read command is allowed; write command is prohibited.
3 (Write Once)	Read command is allowed; overwrite command is prohibited.
4 (Read/Write Disabled)	Both read and write commands are prohibited.

Table 511 - Values for InquiryProtection

Value	Description
0 (Unknown)	Status is unknown
1 (No SCSI Inquiry Protection)	Protection method by the SCSI inquiry commands is not performed
2 (Inquiry Disabled)	All SCSI inquiry commands are rejected
3 (Zero Capacity Returned)	Size 0 is returned as a reply of SCSI read capacity command

Table 512 - Values for DenyAsCopyTarget

Value	Description
TRUE	Storage element can not be specified as a copy target
FALSE	Storage element can be specified as a copy target

Table 513 - Values for LUNMappingConfigurable

Value	Description
TRUE	LU assignment to the storage volume is configurable
FALSE	LU assignment to the storage volume is not configurable

25.1.6 Retention period

The Retention period (the amount of time that the settings are to remain locked) is also indicated by the combination of several properties. Table 514 and Table 515 show the meaning of each property value. These tables apply to properties in the StorageProtectionSetting class.

Table 514 - Values for ProtectExpirationSpecified

Value	Description
0 (Unknown)	Status is unknown.
1 (None)	The protection duration is not specified.
2 (Limited Expiration)	The protection expires after the time period
3 (Permanent)	The protection is permanent

Table 515 - Values for RemainingProtectionTime

Value	Description
datetime	Amount of remaining time before a management application can change the access permission. It is a dynamic value which keeps decreasing by the time progress until it reaches the datetime equivalent of 0. The value will be decreased by the time period indicated by the StorageProtectionCapabilities.ProtectionTimeGranularity property

There are two ways to designate the duration of access permission, shown in Figure 116: "Retention Time Line":

- Expiration Date - Defines a future date/time when access permission may be modified.

- Remaining Retention Period - Defines the remaining length of time for access permission.

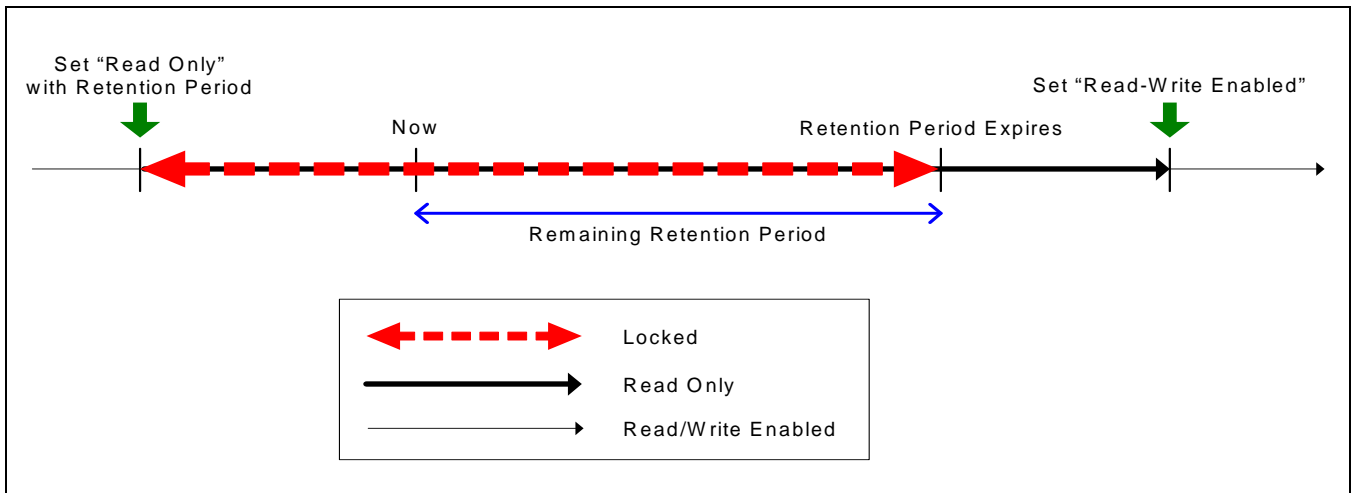


Figure 116 - Retention Time Line

The use of an *Expiration Date* requires a reference to an agreed-upon reference clock. Without a trusted external date/time reference, the retention period will be open to spoofing, conflicts between individual component clocks (e.g., server and storage) and time zones issues. The inevitable nuances of individual implementations may require variations in the client application.

The use of *Remaining Retention Period* does not require a reference clock. There is no question of interpretation of whether or when the retention period will expire - it is either zero (expired) or not. The implementation is the responsibility of the provider and is hidden from the client. Providers may implement the retention function that works best for that provider, while remaining interoperable.

25.1.7 Protection State Transition

Figure 117: "Protection State Transition Diagram" shows storage element protection state transition. When the retention period is not specified or expired, the storage element may transition to any state except *Write Once* permission by using the Protect method. Once a retention period is specified to a storage element, it may transition to a more restricted state only via the Protect method. It may transition to the other states only when the retention period has expired. Generally a storage element starts with a protection state of "Access = Read/Write Enabled, Retention = None/Expired" and Protect is used to set

the protection to be more restrictive. If the storage element is write-once media such as a CD-ROM it will have a protection state of "Access = Write Once, Retention = Permanent".

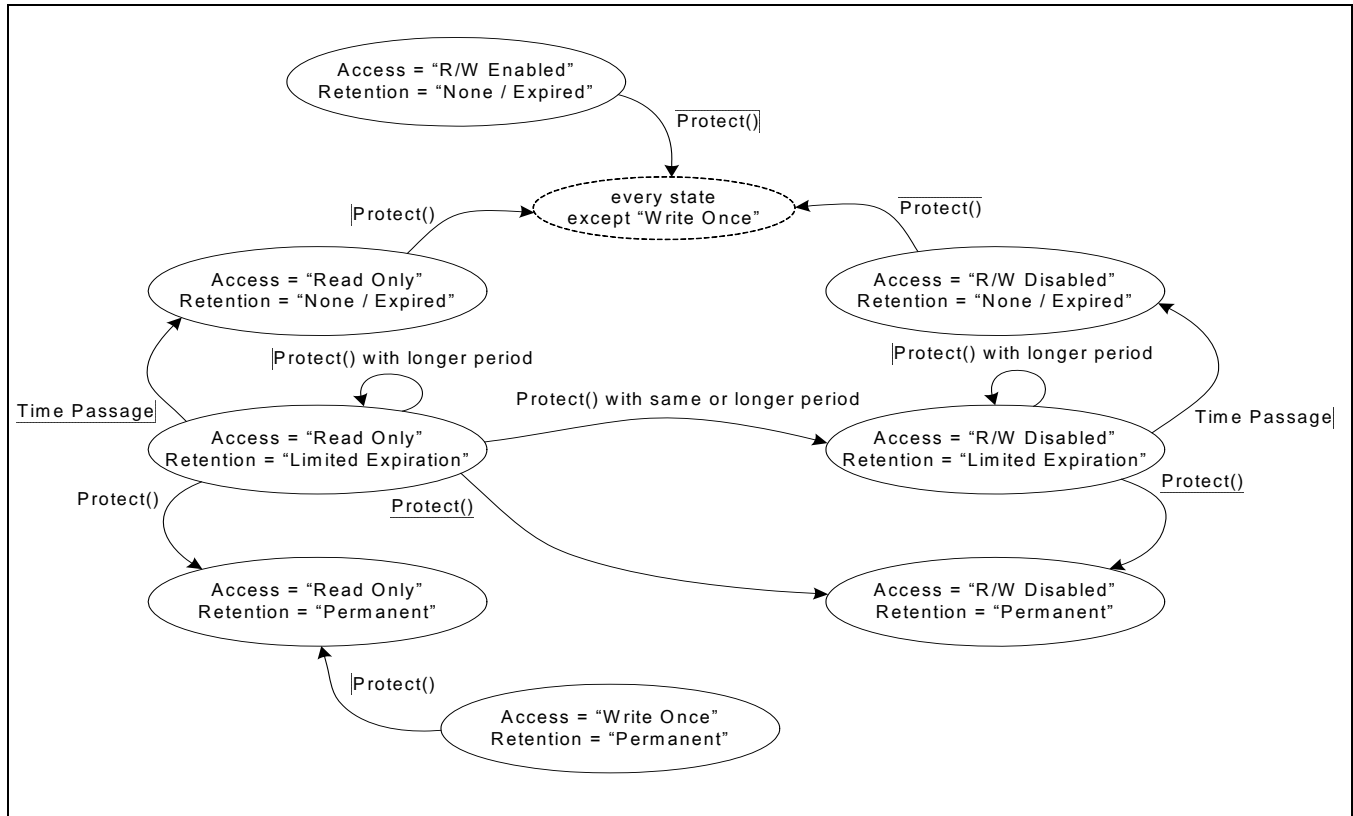


Figure 117 - Protection State Transition Diagram

25.1.8 Sample Usage Scenario

Figure 118: "Step 1 - Initial State", Figure 119: "Step 2 - Volume Set to Read-only", Figure 120: "Step 3 - Second Volume Set to Read-only", Figure 121: "Step 4 - Volume Set to Read/Write Disabled", and Figure 122: "Step 5 Volume Access Changed" show the progression of a typical usage scenario for StorageVolume protection.

25.1.8.1 Step 1: StorageVolume not protected

Figure 118: "Step 1 - Initial State" shows the initial state of a StorageVolume that does not have protection enabled yet. In this situation, no instance of StorageProtectionSetting exists. However, it shows that the instrumentation has the capability to support the setting of the element protection properties because the StorageProtectionCapabilities SupportedStorageElementFeatures property includes the value 1 (StorageVolume Protection) and the SupportedAsynchronousActions property includes the value 1 (Storage Element Protection). The StorageProtectionCapabilities instance also has a value of 5 (Day) for the ProtectionTimeGranularity property which indicates the retention period specified on this device will be decreased by the granularity of a day.

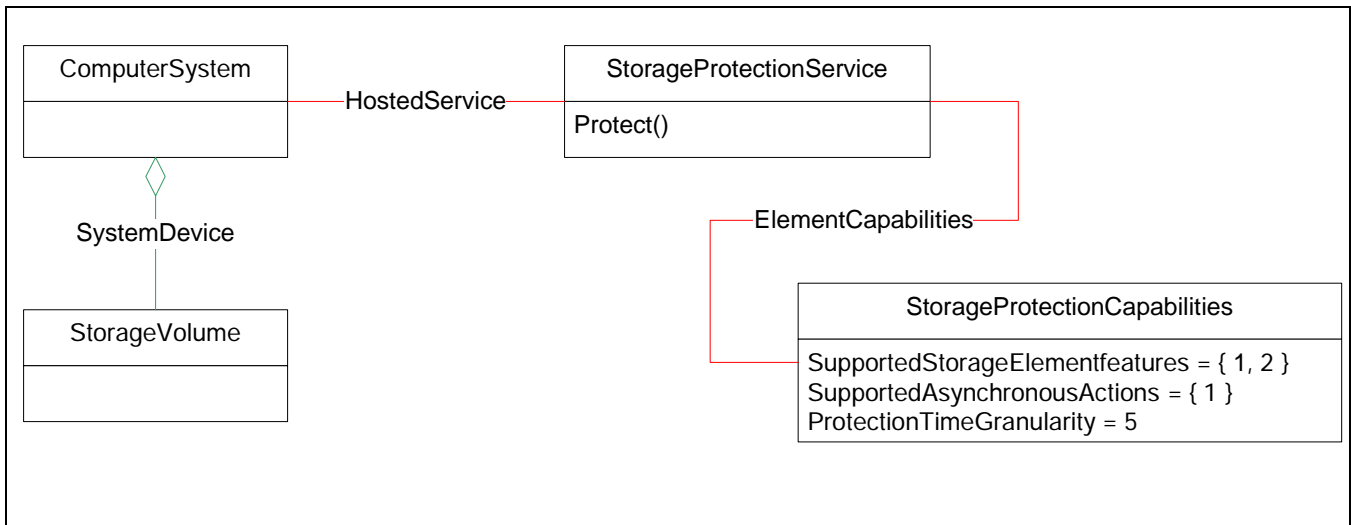


Figure 118 - Step 1 - Initial State

25.1.8.2 Step 2: Volume Set to Read-only

In Figure 119: "Step 2 - Volume Set to Read-only", the StorageVolume is set to Read-only permission for a specific period of time. In this example, there are two StorageVolumes, 'V1' and 'V2'. By using the Protect() method of StorageProtectionService, volume 'V1' is set to Read-only access permission and a 365-day retention period. This operation creates new instance of StorageProtectionSetting ('SPS1') and associates it with the target StorageVolume 'V1'. After the Protect method completes, the Access property is now set to the value 2 (Read Only), and the RemainingProtectionTime is set to the value of 365 days.

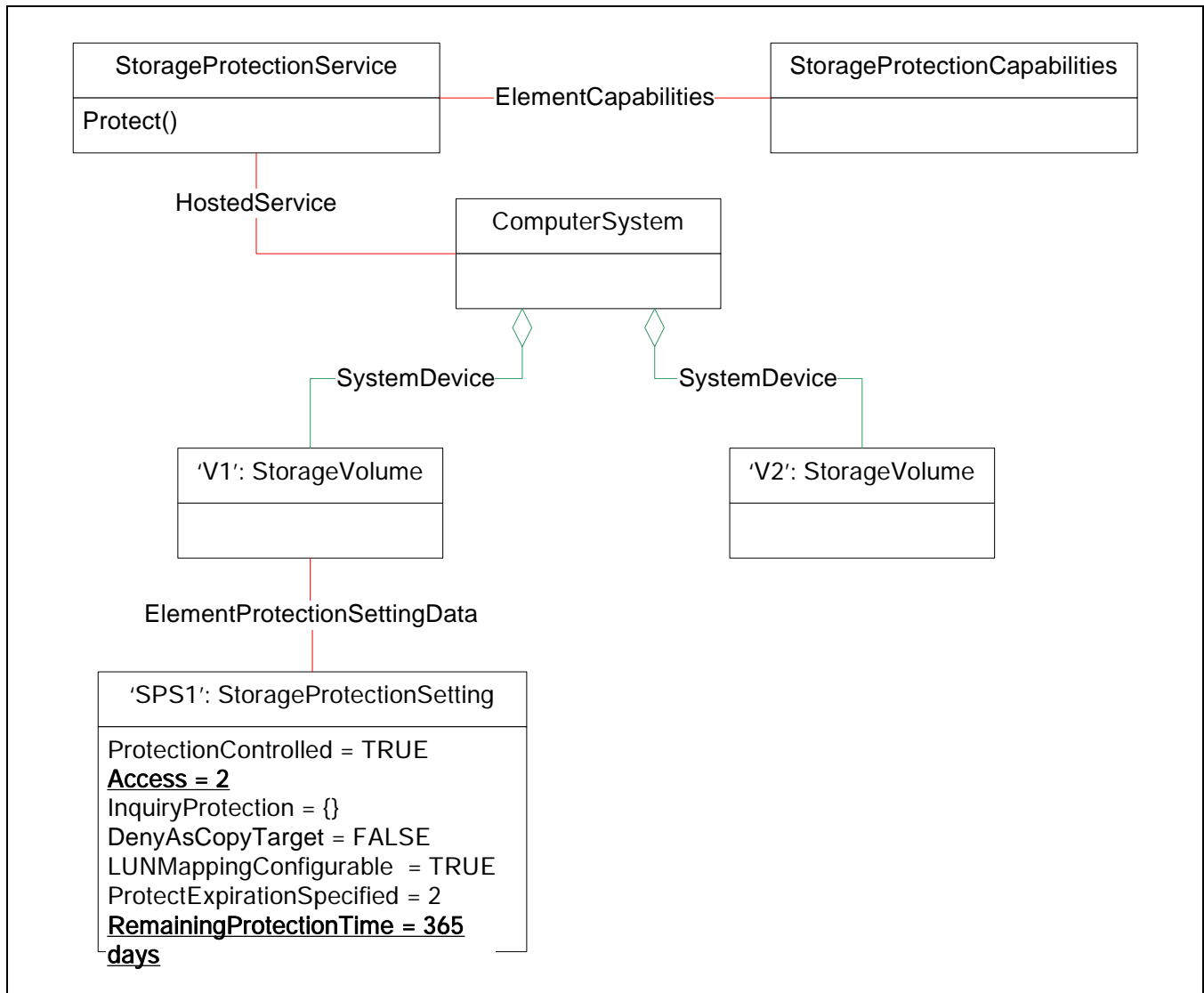


Figure 119 - Step 2 - Volume Set to Read-only

25.1.8.3 Step 3: Second Volume Set to Read-only

Figure 120: "Step 3 - Second Volume Set to Read-only" shows Set Read-only permission to another StorageVolume 'V2' after some amount of time.

After 30 days, the client decides to protect StorageVolume 'V2' by setting it to Read-only with a retention time of 365 days, same as 'V1'. A new instance of StorageProtectionSetting is created by the instrumentation to the target StorageVolume 'V2'. A single StorageProtectionSetting instance will not be shared because it has a different RemainingProtectionTime although both are configured with the same access permission.

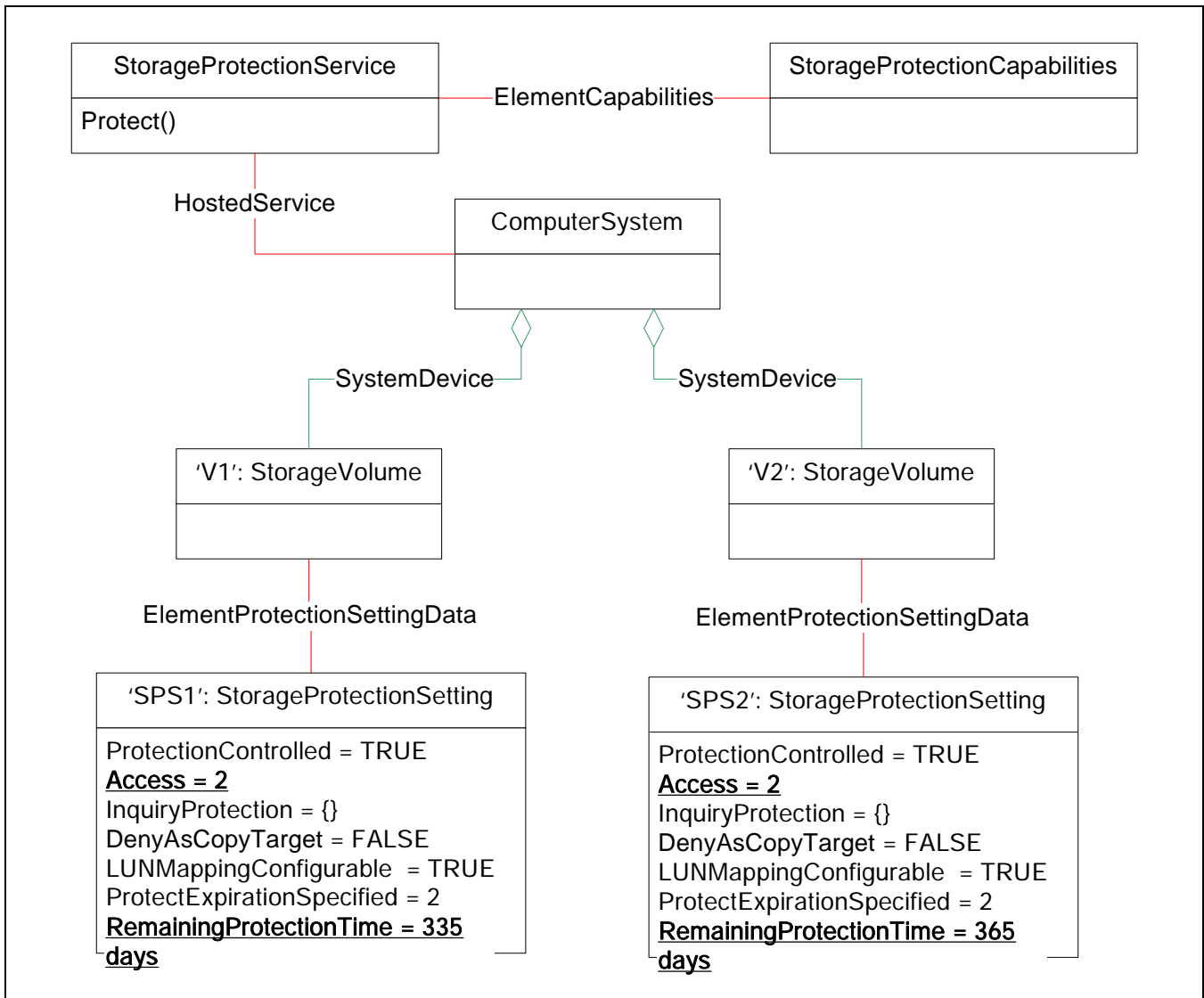


Figure 120 - Step 3 - Second Volume Set to Read-only

25.1.8.4 Step 4: Volume Set to Read/Write Disabled

Figure 121: "Step 4 - Volume Set to Read/Write Disabled" shows access permission of StorageVolume 'V1' changed to Read/Write Disabled.

Within the retention period, the access permission may not be changed except to be made more restricted. Because StorageVolume 'V1' was set to Read-only permission, it is possible to modify it to Read/Write Disabled permission within its retention period because this setting is more restrictive than Read-only.

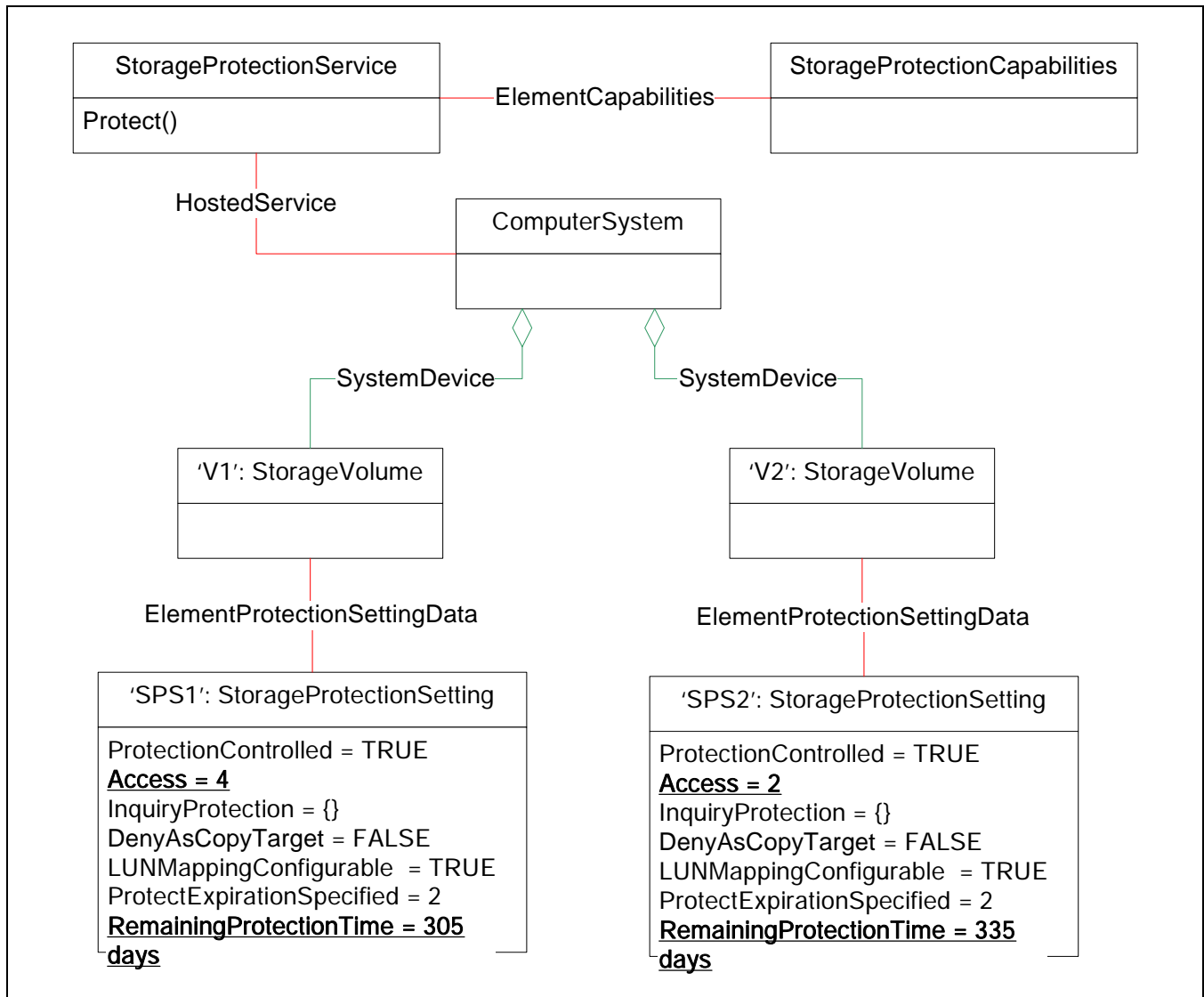


Figure 121 - Step 4 - Volume Set to Read/Write Disabled

25.1.8.5 Step 5: Volume Access Change

Figure 122: "Step 5 Volume Access Changed" shows change of access permission of StorageVolume 'V1' to "Read/Write Enabled" after expiration.

After the passage of the specified time, the retention period of StorageVolume will expire. Therefore, its access permission can be modified to any level. The StorageProtectionSetting instance is not automatically deleted when the retention period has expired. The StorageVolume maintains its access permission configuration.

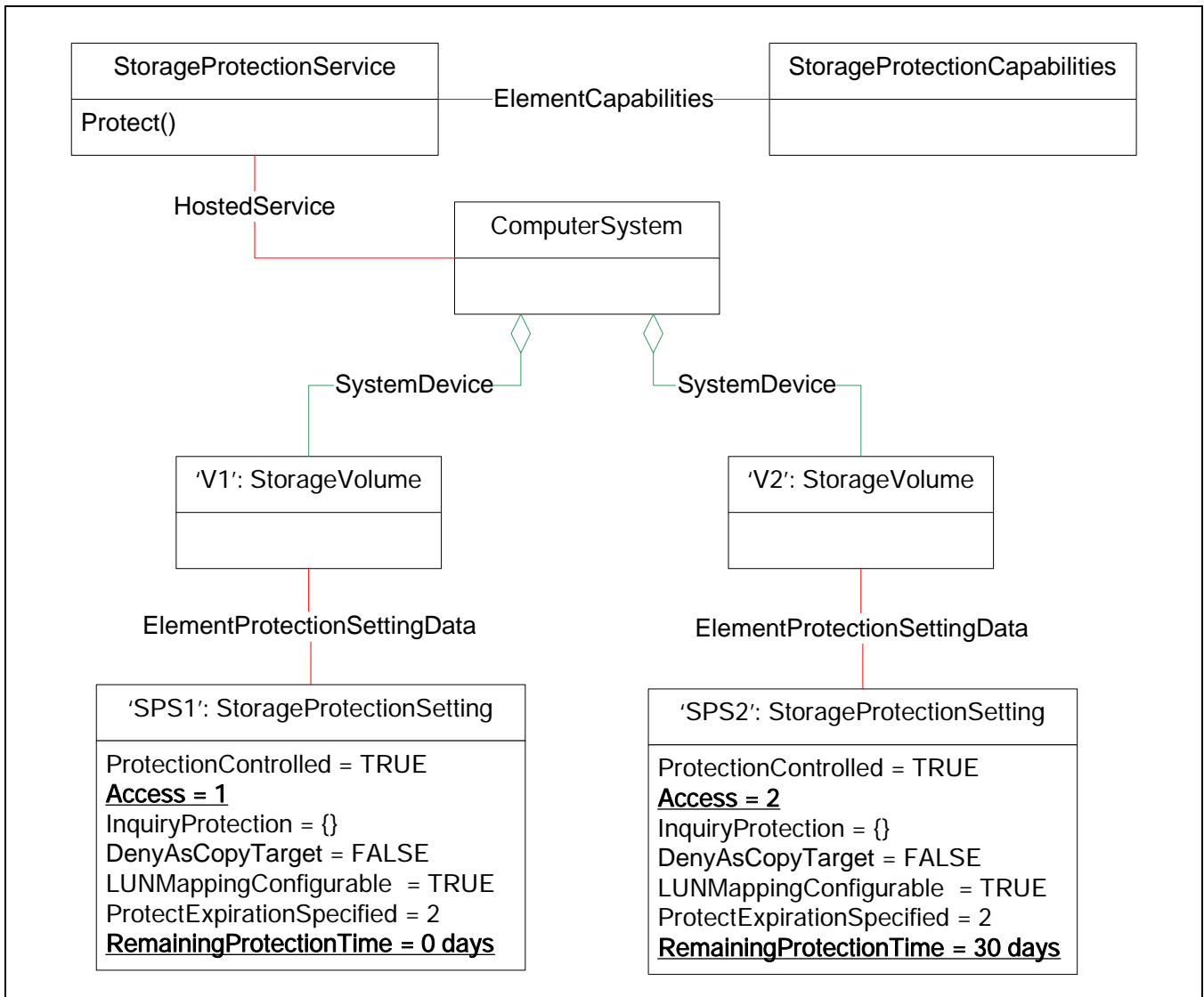


Figure 122 - Step 5 Volume Access Changed

25.2 Health and Fault Management Consideration

Not defined in this standard

25.3 Cascading Considerations

Not applicable

25.4 Supported Profiles, Subprofiles, and Packages

Related Profiles for Storage Element Protection: Not defined in this standard.

25.5 Methods of the Profile

25.5.1 Protect

This method, defined in Table 516, is found in the StorageProtectionService. It configures the protection attributes of StorageVolumes and LogicalDisks, which prevents them from being modified for a specific period of time. Values specified for this method shall be set as properties of the StorageProtectionSetting instance that is associated to the specified StorageVolume or LogicalDisk. This method can be used to extend the retention period, but not decrease it. The instrumentation shall always create a new instance of StorageProtectionSetting when protection is first applied, but it shall reuse the existing setting when modifying the protection setting.

Table 516 - Methods of the Storage Element Protection Profile

Method: Protect			
Return Values:			
Value	Description		
0: Success	Method completed with no error.		
1: Not Supported	Method is not supported		
2: Unspecified Error	Unspecified error		
3: Timeout	Timeout happened during processing		
4: Failed	Method failed.		
5: Invalid Parameter	Specified parameter is not allowed		
6: Invalid State Transition	Specified access permission or retention period is not allowed in the current status.		
4096: Method parameters checked - job started	A Job was started		
Errors:			
Not defined in this standard			
Parameters:			
Qualifiers	Name	Type	Description/Values
OUT	Job	CIM_Job REF	Reference to the job created, if any
IN	Element	CIM_StorageExtent REF	StorageVolume or LogicalDisk to be configured.
IN	ElementType	uint16	The type of element being protected. 1: StorageVolume 2: LogicalDisk
IN	Access	uint16	Read and write accessibility of the storage element. 1: Read/Write Enabled 2: Read Only 4: Read/Write Disabled Note that it is not possible to transition to "3: Write Once" from other state

Table 516 - Methods of the Storage Element Protection Profile

Method: Protect			
IN	InquiryProtection	uint16[]	The inquiry protection method for SCSI inquiry commands. 1: No SCSI Inquiry Protection 2: Inquiry Disabled 3: Zero Capacity Returned This may be specified when protecting a StorageVolume
IN	DenyAsCopyTarget	boolean	Whether the storage element can be specified as a copy target or not. If this property is TRUE then the storage element will not be selectable as a target of copy pair
IN	LUNMappingConfigure	boolean	Whether LU assignment to the StorageVolume is configurable or not. This may be specified when protecting a StorageVolume
IN	ProtectExpirationType	uint16	Duration type of the storage element protection. 1: None 2: Limited Expiration 3: Permanent
IN	TimePeriod	datetime	Amount of remaining time before a management application can change the access permission

25.6 Client Considerations and Recipes

25.6.1 Start Volume Protection

In this use case, a StorageVolume is used to store business data that needs to be protected from overwriting; there is a regulation that this kind of data should be held for three years. Therefore, a management application requests the instrumentation to set the StorageVolume for Read-only access permission and a three-year retention period.

```
// DESCRIPTION
//
// Start StorageVolume protection
//
// PRE-EXISTING CONDITIONS AND ASSUMPTION
//
// 1. Reference to the CIM_StorageVolume to be protected
//    has been found and the object path value is stored in
//    $StorageVolume->
// 2. Reference to the SNIA_StorageProtectionService
//    has been found and the object path value is stored in
//    $StorageProtectionService->
// 3. The SNIA_StorageProtectionCapabilities for this service
//    has been found and the instance value is stored in
```

Storage Element Protection SubProfile

```
// $StorageProtectionCapabilities
// 4. Variable #ThreeYearsValue and #TwoYearsValue are the
// type of datetime and have the value of a three and two year
// time period, respectively

// Check for the capability
#SupportedFeatures[] =
    $StorageProtectionCapabilities.SupportedStorageElementFeatures

if (contains(1, #SupportedFeatures) == false) {
    <ERROR! StorageVolume protection feature is not supported>
}

// Invoke the protection method.
%InputArguments["Element"]           = $StorageVolume->
%InputArguments["ElementType"]       = 1// StorageVolume
%InputArguments["Access"]            = 2// Read Only
%InputArguments["ProtectExpirationType"] = 2// Limited Expiration
%InputArguments["TimePeriod"]        = #ThreeYearsValue// 3 years

#ReturnCode = InvokeMethod(
    $StorageProtectionService->,
    "Protect",
    %InputArguments,
    %OutputArguments )

if (#ReturnCode != 0) {
    <ERROR! CIM_StorageProtectionSetting has not been created.>
}

// Verify the protection setting.
$StorageProtectionSettings->[] = Associators(
    $StorageVolume->,
    "SNIA_ElementProtectionSettingData",
    "SNIA_StorageProtectionSetting",
    "Dependent",
    "Antecedent",
    false, false, NULL )

for #i in $StorageProtectionSettings->[] { // should be only one item.
    if( $StorageProtectionSetting->[#i].ProtectionControlled == false ) {
        <ERROR! CIM_StorageVolume is not under protection controlled.>
    }
}
```

Storage Element Protection SubProfile

```
if( $StorageProtectionSetting->[#i].Access == 2 &&
    $StorageProtectionSetting->[#i].ProtectExpirationSpecified == 2 &&
    $StorageProtectionSetting->[#i].RemainingProtectionTime > #TwoYearsValue
    &&
    $StorageProtectionSetting->[#i].RemainingProtectionTime <=
        #ThreeYearsValue )
    {
    <EXIT: StorageVolume Protection configuration successful>
    }
}

// if we get to this point, it was not set
<ERROR! StorageProtectionSetting has not been created.>

// end of the recipe
```

25.6.2 Extend the Retention Period

In this use case, a regulation has changed and the business data now need to be held for five years. A management application retrieves the value of the RemainingProtectionTime property of StorageProtectionSetting instance, which is associated to the target StorageVolume, and calculates the new value by adding two years to it. Then the application uses the StorageProtectionService.Protect() method to configure a new retention period.

```
// DESCRIPTION
//
// Extend the retention period
//
// PRE-EXISTING CONDITIONS AND ASSUMPTION
//
// 1. Reference to the CIM_StorageVolume to be protected
//    has been found and the object path value is stored in
//    $StorageVolume->
// 2. Reference to the SNIA_StorageProtectionService
//    has been found and the object path value is stored in
//    $StorageProtectionService->
// 3. The SNIA_StorageProtectionCapabilities for this service
//    has been found and the instance value is stored in
//    $StorageProtectionCapabilities
// 4. Variable #TwoYearsValue is the type of datetime and
//    has two year period of value.

// Check for the capability
#SupportedFeatures[] =
    $StorageProtectionCapabilities.SupportedStorageElementFeatures
```

Storage Element Protection SubProfile

```
if (contains(1, #SupportedFeatures) == false) {
    <ERROR! StorageVolume protection feature is not supported>
}

// Get current value for remaining protection time.
$StorageProtectionSettings[] = Associators(
    $StorageVolume->,
    "SNIA_ElementProtectionSettingData",
    "SNIA_StorageProtectionSetting",
    "Dependent",
    "Antecedent",
    false, false, NULL )

for #i in $StorageProtectionSettings[] { // should be only one item.
    if( $StorageProtectionSetting[#i].ProtectionControlled == false ) {
        <ERROR! CIM_StorageVolume is not under protection controlled.>
    }
    #RemainingProtectionTime =
        $StorageProtectionSetting[#i].RemainingProtectionTime
}

// Invoke the protection method.
// Set the time to protect the StorageVolume to the current time remaining + 2 more
    years
%InputArguments["Element"]           = $StorageVolume->
%InputArguments["ElementType"]       = 1// StorageVolume
%InputArguments["Access"]            = 2// Read Only
%InputArguments["ProtectExpirationType"] = 2// Limited Expiration
%InputArguments["TimePeriod"]       = #RemainingProtectionTime + #TwoYearsValue

#ReturnCode = InvokeMethod(
    $StorageProtectionService->,
    "Protect",
    %InputArguments,
    %OutputArguments )

if (#ReturnCode != 0) {
    <ERROR! SNIA_StorageProtectionSetting has not been created.>
}

// Verify the protection setting using prior found instance
for #i in $StorageProtectionSettings->[] {
    if( $StorageProtectionSetting->[#i].ProtectionControlled == false ) {
        <ERROR! CIM_StorageVolume is not under protection controlled.>
    }
}
```

Storage Element Protection SubProfile

```

    }

    if( $StorageProtectionSetting->[#i].Access == 2 &&
        $StorageProtectionSetting->[#i].ProtectExpirationSpecified == 2 &&
        $StorageProtectionSetting->[#i].RemainingProtectionTime
            > #TwoYearsValue &&
        $StorageProtectionSetting->[#i].RemainingProtectionTime
            <= #RemainingProtectionTime + #TwoYearsValue )
    {
        <EXIT: StorageVolume Protection configuration successful>
    }
}

// if we get to this point, it was not set
<ERROR! SNIA_StorageProtectionSetting was not created>

// end of the recipe

```

25.7 Registered Name and Version

Storage Element Protection version 1.4.0 (Component Profile)

CIM Schema Version: 2.18.0

25.8 CIM Elements

Table 517 describes the CIM elements for Storage Element Protection.

Table 517 - CIM Elements for Storage Element Protection

Element Name	Requirement	Description
25.8.1 CIM_ElementCapabilities	Mandatory	Associates the capabilities to the service.
25.8.2 CIM_HostedService	Mandatory	Associates the service to the system providing the service.
25.8.3 SNIA_ElementProtectionSettingData	Mandatory	SNIA_ElementProtectionSettingData represents the association between the storage element to be protected and applicable protection setting.
25.8.4 SNIA_StorageProtectionCapabilities	Mandatory	
25.8.5 SNIA_StorageProtectionService	Mandatory	
25.8.6 SNIA_StorageProtectionSetting	Mandatory	SNIA_StorageProtectionSetting class holds properties for the protection-related configuration and statuses of a storage element. It is associated to the StorageVolume or LogicalDisk class by SNIA_ElementProtectionSettingData. A management application can retrieve the protection-related information by traversing the ElementProtectionSettingData association. If is not found, it indicates no protection management is applied for the storage element.

25.8.1 CIM_ElementCapabilities

Created By: Static
 Modified By: Static
 Deleted By: Static
 Requirement: Mandatory

Table 518 describes class CIM_ElementCapabilities.

Table 518 - SMI Referenced Properties/Methods for CIM_ElementCapabilities

Properties	Flags	Requirement	Description & Notes
ManagedElement		Mandatory	The service.
Capabilities		Mandatory	The associated capabilities.

25.8.2 CIM_HostedService

Created By: Static
 Modified By: Static
 Deleted By: Static
 Requirement: Mandatory

Table 519 describes class CIM_HostedService.

Table 519 - SMI Referenced Properties/Methods for CIM_HostedService

Properties	Flags	Requirement	Description & Notes
Dependent		Mandatory	The protection service.
Antecedent		Mandatory	The system providing the service.

25.8.3 SNIA_ElementProtectionSettingData

Created By: Extrinsic: Protect
 Modified By: Static
 Deleted By: External
 Requirement: Mandatory

Table 520 describes class SNIA_ElementProtectionSettingData.

Table 520 - SMI Referenced Properties/Methods for SNIA_ElementProtectionSettingData

Properties	Flags	Requirement	Description & Notes
ManagedElement		Mandatory	The storage element to be protected.
SettingData		Mandatory	The protection setting and status of the storage element.

25.8.4 SNIA_StorageProtectionCapabilities

Created By: Static

Requirement: Mandatory

Table 521 describes class SNIA_StorageProtectionCapabilities.

Table 521 - SMI Referenced Properties/Methods for SNIA_StorageProtectionCapabilities

Properties	Flags	Requirement	Description & Notes
ProtectionTimeGranularity		Mandatory	Granularity for the time period of StorageProtectionSetting.RemainingProtectionTime. 0: Unknown 1: Other 2: Second 3: Minute 4: Hour 5: Day.
SupportedStorageElementFeatures		Mandatory	Value for storage element protection. 1 (StorageVolume Protection), 2 (LogicalDisk protection).
SupportedSynchronousActions		Mandatory	Value for storage element protection. 1 (Storage Element Protection).
SupportedAsynchronousActions		Mandatory	Value for element protection. 1 (Storage Element Protection).

25.8.5 SNIA_StorageProtectionService

Created By: Static

Requirement: Mandatory

Table 522 describes class SNIA_StorageProtectionService.

Table 522 - SMI Referenced Properties/Methods for SNIA_StorageProtectionService

Properties	Flags	Requirement	Description & Notes
Protect()		Mandatory	Configures the protection attributes of the storage element and prevent modification for a specific period of time. Values specified for this method will be set as properties of StorageProtectionSetting instance which is associated to the specified storage element. This method can be used to extend the retention period, but not for decreasing it.

25.8.6 SNIA_StorageProtectionSetting

Created By: Extrinsic: Protect

Modified By: Extrinsic: Protect

Deleted By: DeleteInstance

Requirement: Mandatory

Table 523 describes class SNIA_StorageProtectionSetting.

Table 523 - SMI Referenced Properties/Methods for SNIA_StorageProtectionSetting

Properties	Flags	Requirement	Description & Notes
ProtectionControlled		Optional	Whether the storage element is under protection control or not.
Access		Mandatory	Read and write accessibility of the StorageVolume. 0: Unknown 1: Read/Write Enabled 2: Read Only 3: Write Once 4: Read/Write Disabled.
InquiryProtection		Conditional	Conditional requirement: Storage Volumes used as storage elements. StorageVolume protection method for SCSI inquiry commands. 0: Unknown 1: No SCSI Inquiry Protection 2: Inquiry Disabled 3: Zero Capacity Returned.
DenyAsCopyTarget		Optional	Whether the storage element can be specified as a copy target or not.
LUNMappingConfigurable		Conditional	Conditional requirement: Storage Volumes used as storage elements. Whether LU assignment to the StorageVolume is configurable or not.
ProtectionExpirationSpecified		Mandatory	Duration type of the storage element protection. 1: None 2: Limited Expiration 3: Permanent.
RemainingProtectionTime		Mandatory	Amount of remaining time before a management application can change the access permission.

EXPERIMENTAL

EXPERIMENTAL
26 Replication Services Profile**26.1 Description****26.1.1 Synopsis**

Profile Name: Replication Services

Version: 1.6.1

Organization: SNIA

CIM schema version: 2.39

Central Class: ReplicationService

Scoping Class: ComputerSystem

26.1.2 Supported Profiles, Subprofiles, and Packages

Table 524 describes the supported profiles for Replication Services.

Table 524 - Supported Profiles for Replication Services

Profile Name	Organization	Version	Requirement	Description
Block Services	SNIA	1.6.1	Mandatory	
Copy Services	SNIA	1.5.0	Mandatory	
Job Control	SNIA	1.5.0	Optional	
Cascading	SNIA	1.3.0	Mandatory	Deprecated. This is a deprecated profile. Related cascading elements are marked as Optional.
Indication	SNIA	1.5.0	Support for at least one is mandatory.	Deprecated. See the SNIA Indications Profile
Indications	SNIA	1.6.0		Experimental.
Indications	DMTF	1.2.0		Experimental. See DSP1054, version 1.2.0

26.1.3 Overview

The Replication Services, a *component* profile, specifies attributes and methods to copy data from a source element to a target element. The copy operations may be performed on elements from the same storage system or across a connection to a different storage system. Elements may be placed into a group in order to facilitate copy operations on many elements at the same time. The elements of a group may be declared as *Consistent*.

Two types of synchronization views are supported. A replica may be synchronized to the current view of the source element or may be synchronized to a point-in-time view. Snapshots and clones always represent a point-in-time view, while a mirror represents a current view.

Two copy operation modes are supported -- synchronous and asynchronous. In the synchronous mode, the write operations to the source elements are reflected to the target elements before signalling the host that a write operation is complete. In the asynchronous mode, the host is signaled as soon as the write

operations to the source elements are complete; however, the writes to the target elements may take place at a later time.

Replication Services supports local and remote replication. Local replication specifies that both the source and target elements are contained in a single managed system, such as an array platform. Remote replication specifies the source and the target elements are contained in separate systems. For remote replication, the client may interact with both the source and the target systems; however, the client only invokes the replication methods to a single Replication Service.

Replication Services supports "copying" thinly provisioned elements. Unlike fully provisioned elements, a thinly provisioned element has fewer actual allocated storage blocks than the advertised capacity of the element.

Replication Services supports "copying" compressed storage elements. A compressed element does content compression in 'real time' when it is written to the volume, then the data is stored compressed, and then uncompressed when it is read back. A compressed element has fewer actual allocated storage blocks than the capacity of the original content.

The Replication Service supports copy operations to and from *undiscovered resources*. An undiscovered resource is an addressable entity without a known object model.

Replication Services includes the methods to create the necessary access point and shared secret instances that may be required for copy operations to remote resources.

The Replication Service generally relies on the underlying implementation to perform the actual copy operations. However, the profile can expose the "copy methodology" if that information is available.

EXPERIMENTAL

The profile also exposes the TokenizedClone capabilities of the implementation. TokenizedClone is also known as Offloaded Data Transfer (ODX). With TokenizedClone, the calling application or operating system will initiate a copy operation by first requesting a "token" from the array by issuing an Offload READ operation. The token in this context encapsulates the information about the data in the storage sub-system. The calling application or operating system can then issue an Offload WRITE operation using this token. The storage sub-system that issued the token will know what data to replicate, replicate that data, and then acknowledge the completed operation back to the calling application or operating system.

The specification for TokenizedClone can be found in the T10 specification <http://www.t10.org/cgi-bin/ac.pl?t=d&f=11-059r8.pdf>

EXPERIMENTAL

Throughout this profile, there are specific references to class properties and methods pertaining to each section. Refer to 26.8 "CIM Elements" for a complete list of all properties and methods, including their description.

26.1.4 Key Features

The following is a brief list of key features of the Replication Services:

- The ability to specify individual or *Groups* of elements to manage replication
- The ability to copy to and from undiscovered resources
- The ability to support *Consistency Management*

- The ability to handle local and remote replication seamlessly
- The ability to replicate *Thinly Provisioned* elements
- The ability to offer different *Copy Methodologies*
- The ability to efficiently retrieve replication relationships
- The ability to reduce the potential to receive many unwanted indications

26.1.5 Replication Services and Copy Services Profiles

The Replication Services Profile extends the functionality of the Copy Services Subprofile by including enhanced local replication for thinly provisioned storage objects, remote replication, and support for replication groups and consistency groups.

Any action taken via a Copy Services conformant interface shall be reflected correctly in the applicable Replication Services properties. Furthermore, any action taken via a Replication Services conformant interface shall be reflected correctly in the applicable Copy Services properties, as if the similar action was taken by the Copy Services. Refer to 26.5.4 "Replication Services and Copy Services Properties and Methods Mapping" for mapping between Copy Services specific properties and properties introduced for Replication Services.

26.1.6 Key Components

Table 525 shows a list of key classes used by Replication Services. Refer to 26.5 "Methods of the Profile" and "CIM Elements" for additional details on methods and properties of these classes.

Clients should refer to 26.6 "Client Considerations and Recipes" for a list of steps to follow to utilize the replication service.

Table 525 - Key Classes

Class Name	Notes
ReplicationService	The main class for Replication Services. It contains methods for replication and group management, for example, CreateGroup, CreateElementReplica, CreateGroupReplica, ModifyReplicaSynchronization.
ReplicationServiceCapabilities	Contains a set of properties and methods that describe the capabilities of the service, for example, SupportedReplicationTypes, GetSupportedFeature.
ReplicationGroup	Represents a group of elements participating in replication activities.
ReplicationSettingData	Contains options to customize replication operations, for example, pairing of group elements, TargetElementSupplier, CopyMethodology, ThinProvisioningPolicy, StorageCompressionPolicy.
ReplicationEntity	Represents information about an addressable entity without a known object model.
GroupSynchronized	Associates source and target groups.
StorageSynchronized	Associates source and target elements.

26.1.7 Replication Services Discovery

Figure 123 depicts the Replication Services discovery instance diagram.

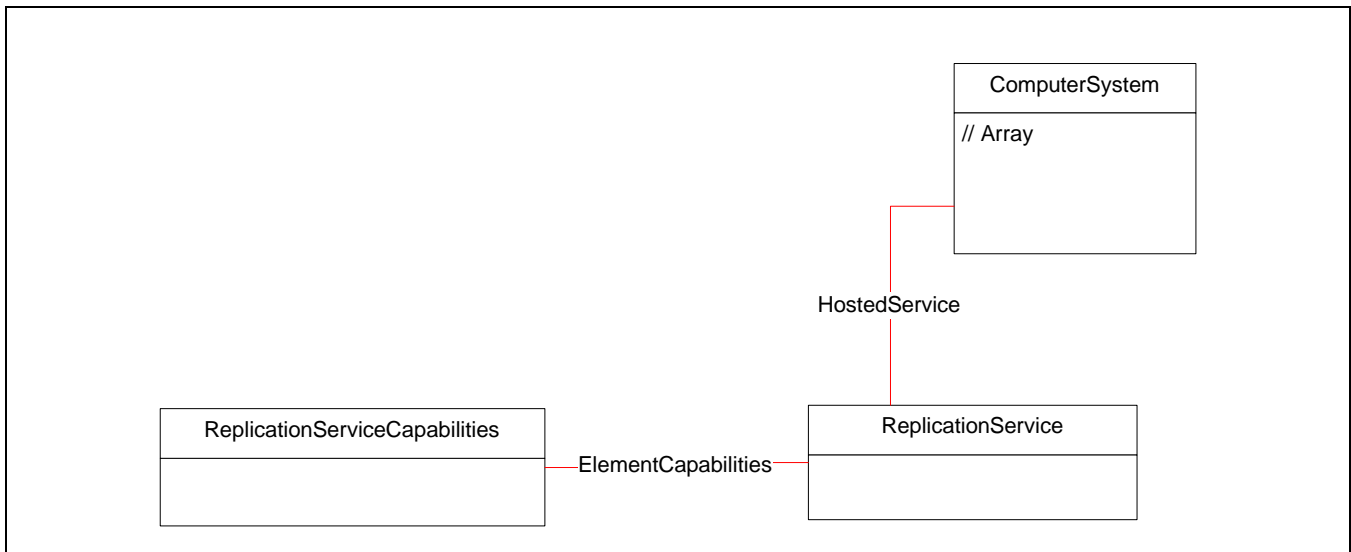


Figure 123 - Replication Services Discovery

The single instance of the class `ReplicationService` and its methods provide the mechanism for creating and managing replicas.

Replication Services relies on the Block Services Package for storage pool manipulations and capacity related indications; and on the Storage Element Protection Profile for changing the protection of elements. The profile also relies on Cascading Profile, Masking and Mapping Profile, and Device Credential Profile for access to the remote resources.

26.1.8 Replication Services Capabilities

The single instance of the class `ReplicationServiceCapabilities` and its methods describe the various capabilities of the service. Clients should examine the `ReplicationServiceCapabilities` instance and invoke its methods to determine the specific capabilities of a replication service implementation.

26.1.9 SyncTypes

`SyncTypes` describe the replication policy supported by the profile. The following `SyncTypes` are defined:

Mirror: Creates and maintains a synchronized mirror copy of the source. Writes done to the source element are reflected to the target element. The target element remains dependent on the source element.

Snapshot: Creates a point-in-time, virtual image of the source element. The target element remains dependent on the source element. Identical blocks in the source and target elements are shared via implementation-dependent means, to achieve space savings compared to full copies. Snapshots are commonly known as delta replicas.¹

Clone: Creates a point-in-time, independent, copy of the source element.

TokenizedClone: The storage sub-system utilizes tokens to create clones.

1. Industry usage of the term *snapshot* varies widely. In this specification, it is used to mean a *delta snapshot* as defined in the SNIA Dictionary.

Synchronized replication indicates that updates to a source element are reflected to the target element. The mode determines whether the target element is updated immediately, in the case of synchronous mode, or some time later, in the case of asynchronous mode.

Table 526 compares the SyncTypes and the relationships between the source and target elements. It is a quick reference for the clients to determine the appropriate SyncType for the intended target results.

Table 526 - Comparing SyncTypes

SyncType	Relation of Target to Source	Updates to Source Reflected to Target	Target is Point-In-Time Copy	Target is self-contained	Target is Virtual copy of Source	Target's space consumption
Mirror	Dependent	Yes	No	Yes-after Split/ Detach	No	Same as source
Snapshot	Dependent	No	Yes	No	Yes	Less than source
Clone	Independent	No	Yes	Yes	No	Same as source

With respect to "Relation of Target to Source," **Dependent** indicates the target element must remain associated with the source element; **Independent** indicates the target element can exist without the source element.

With respect to "Target is Virtual copy of the Source," the target element is not a "physical" copy of the source element, instead the system holds a collection of mapping information that map the target element data to the source element data.

26.1.10 Modes

The mode controls when the write operations are performed. The following modes are defined:

Synchronous: The writer waits until the write operations are committed to both the source and target elements; or to both the source element and a target related entity, such as pointer tables.

Asynchronous: The writer waits until the write operations are committed to the source elements only. In this mode, there can be a delay before the write operations are committed to the target elements.

26.1.11 Locality of Target Elements

Locality specifies the relationship between the source and the target elements. Replication Services defines the following localities:

Local: It indicates the source and target elements are contained in a single managed system.

Remote: It indicates the source and target elements are contained in separate managed systems. In this case, the service must rely on a networking protocol for the copy operations.

The networking protocols are modeled using ProtocolEndpoint, which enables a replication service to reach a remote element. The property ProtocolEndpoint.ProtocolIFType specifies the protocol type, for examples, TCP, Fibre Channel, Other, etc.

Locality is important because it advertises the capability of replication service. For example, the property ReplicationServiceCapabilities.SupportedReplicationType may have values such as "Synchronous Mirror Local" and "Synchronous Mirror Remote."

Figure 124 and Figure 125 show the local and remote instance diagrams, respectively.

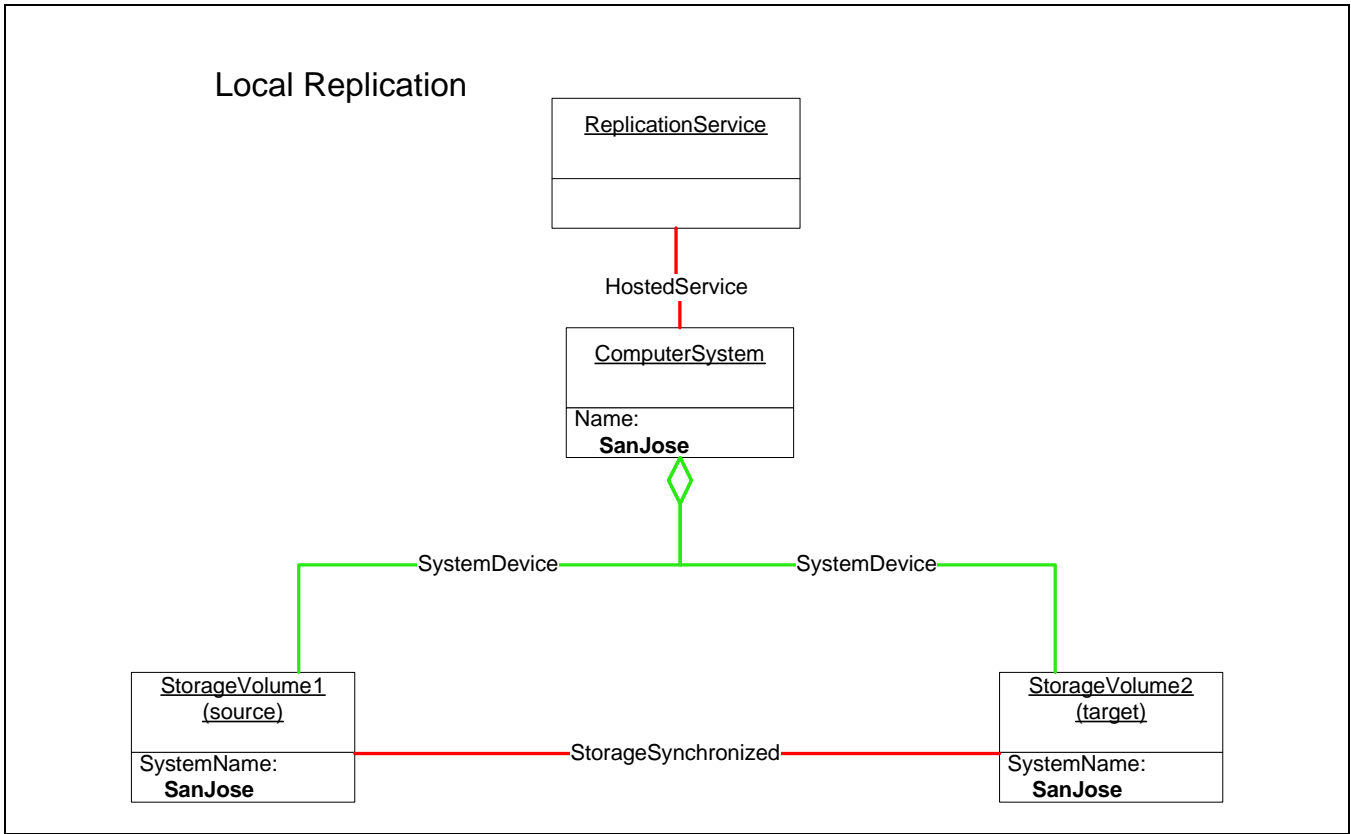


Figure 124 - Local Replica

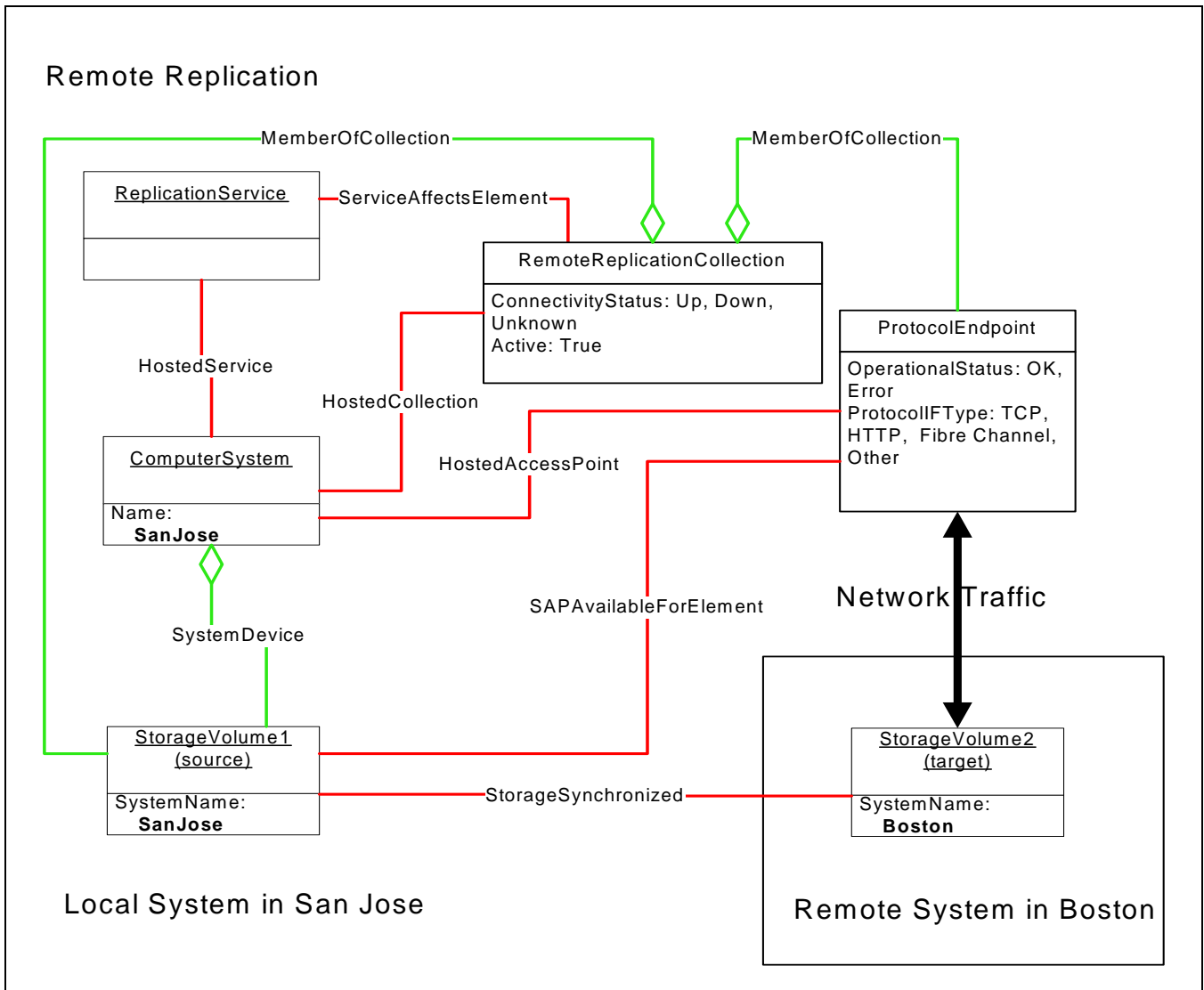


Figure 125 - Remote Replica

Each RemoteReplicationCollection can have one or more paths to the remote system. As long as one of these paths to the remote system is up, the property RemoteReplicationCollection.ConnectivityStatus indicates "UP".

Instances of RemoteReplicationCollection may statically be created by the implementation, or clients may be required to create such instances by invoking the extrinsic method CreateRemoteReplicationCollection. Clients subsequently can manipulate instances of RemoteReplicationCollection by invoking the intrinsic method ModifyInstance and/or the extrinsic methods AddToRemoteReplicationCollection and RemoveFromRemoteReplicationCollection.

The RemoteReplicationCollection abstracts the details of network connections to a remote system to allow clients to focus on whether a remote system is reachable or not. For example, the Figure 126, "Remote Replication over two Paths" shows the local system has two connections to a remote system. As long as one connection is functioning, there are replication operations between the local and the remote system.

Storage elements, such as storage volumes, are added to the RemoteReplicationCollection using the appropriate CreateElementReplica or CreateGroupReplica methods.

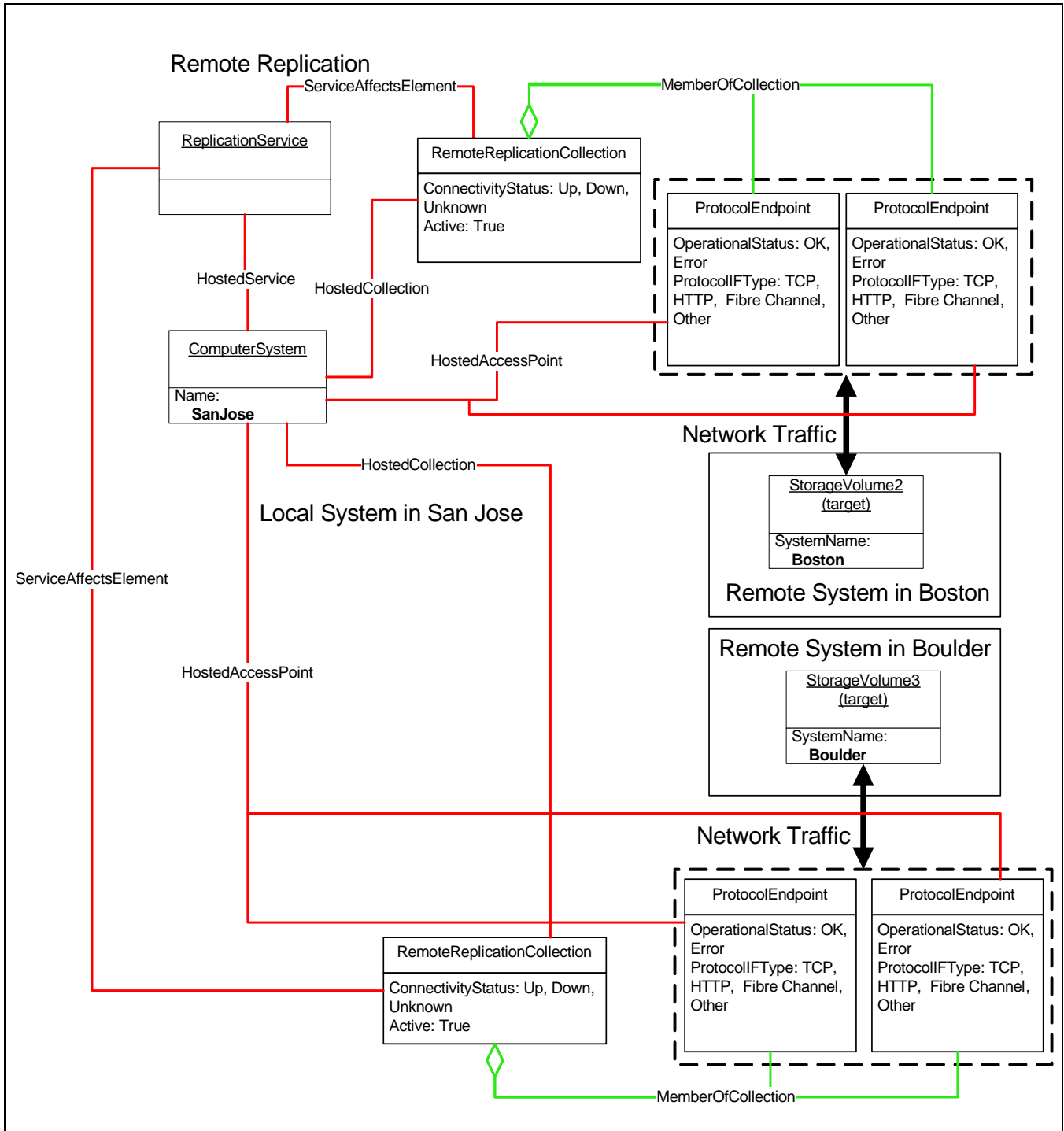


Figure 126 - Remote Replication over two Paths

Figure 127, "Expanded Remote Replica" shows a local system and two remote systems. The remote elements are associated to a remote ComputerSystem. In this configuration, all the replication operations utilize a single connection (ProtocolEndpoint) to all remote systems

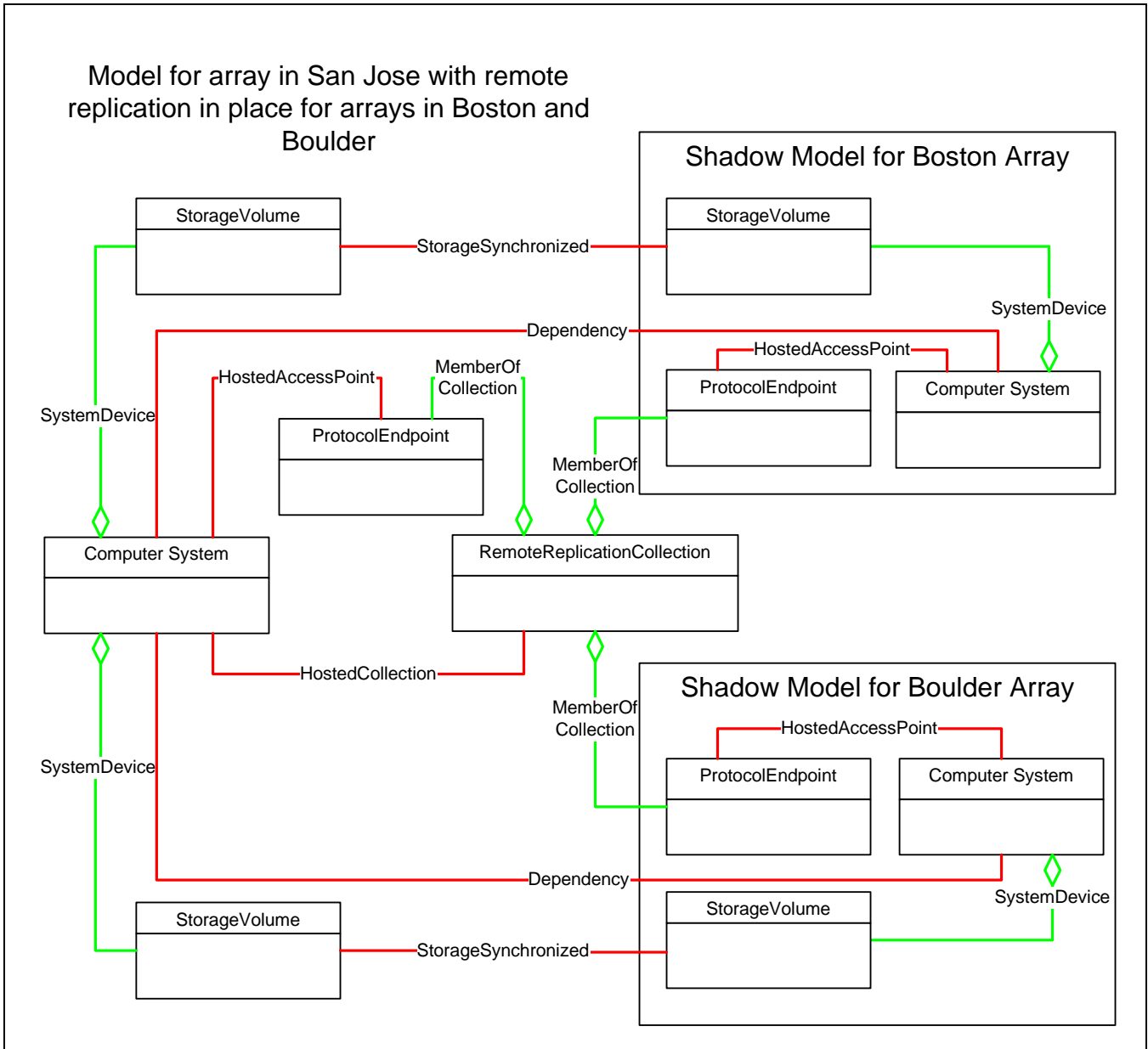


Figure 127 - Expanded Remote Replica

26.1.12 Remote Replication

Remote replication may require access information such as an **RemoteServiceAccessPoint** instance for the remote resources. See 26.3 "Cascading Considerations" for additional information.

26.1.13 Undiscovered Resources

An undiscovered resource is any addressable entity without a known object model. Generally, clients identify an undiscovered resource using one or more of the following:

- WWN (World Wide Name)
- URI (Uniform Resource Identifier)

- IP Address
- Remote ComputerSystem Objectpath
- Remote Filesystem Objectpath

In all cases, the assumption is that the underlying implementation "knows" how to perform the copy operation.

The Replication Service includes the necessary methods to create and manage the instances representing undiscovered resources. See the class ReplicationEntity (in 26.8 "CIM Elements") and the method AddReplicationEntity (26.5.2.15). Also in the replication service capabilities the absence of "Requires full discovery of target ComputerSystem" in the SupportedFeatures property indicates the service supports undiscovered resources.

Figure 128 shows an instance of ReplicationEntity and its association to ReplicationService.

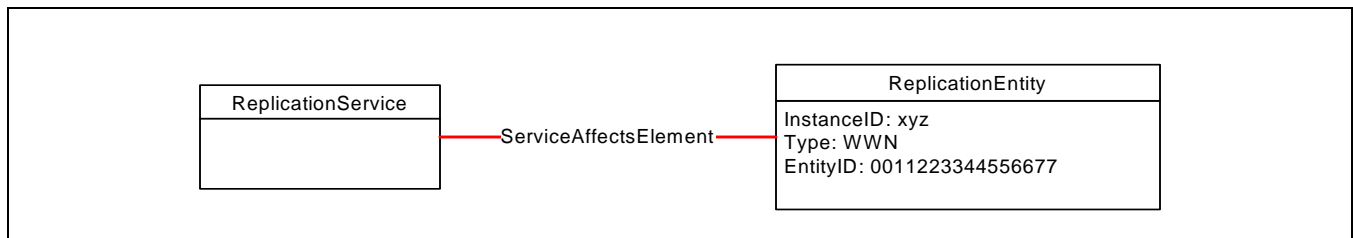


Figure 128 - An instance of ReplicationEntity

An instance of the StorageSynchronized association identifies the source and the target elements of a copy operation even in the case where the source or the target element is an instance of ReplicationEntity, which is a ManagedElement. Additionally, the StorageSynchronized.UndiscoveredElement property may indicate which elements in the copy operation are "undiscovered". The possible values are:

- SystemElement -- the source element.
- SyncedElement -- the target element.
- Both -- both the source and the target elements.

Figure 129 shows an example of a StorageSynchronized association where the source element is a StorageVolume and the target element is a ReplicationEntity.

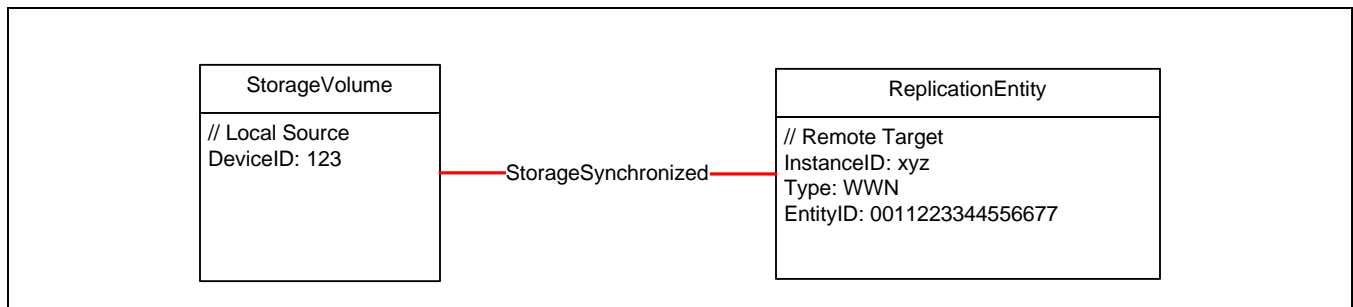


Figure 129 - StorageSynchronized and ReplicationEntity

26.1.14 Multi-hop Replication

In multi-hop replication, the target element of one copy operation can simultaneously be the source for another copy operation. As shown in Figure 130, multi-hop replication involves at least three elements.

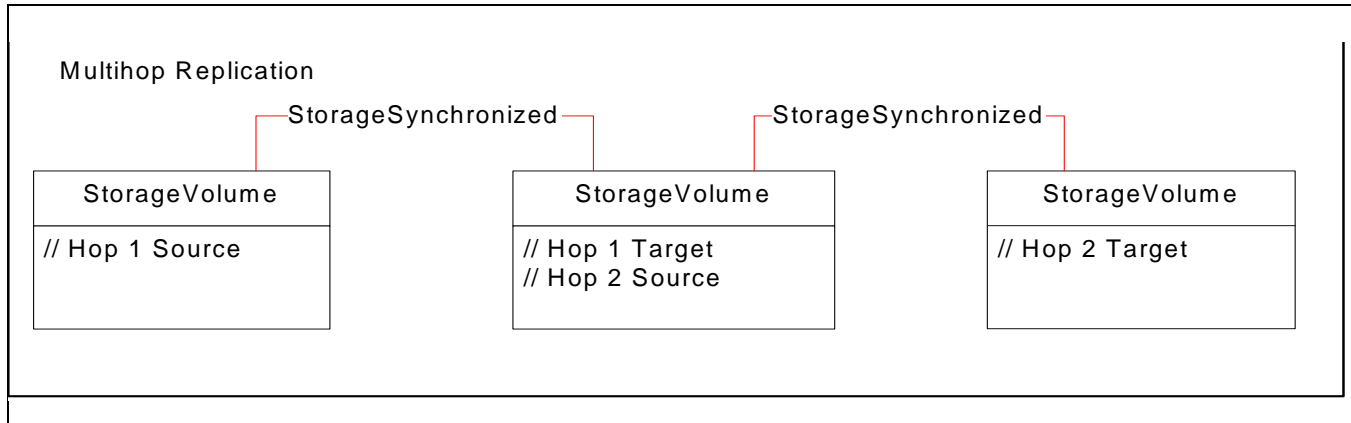


Figure 130 - Multi-hop Replication

If an implementation supports multi-hop replication, the supported features capabilities will indicate "Multi-hop element replication". Furthermore, the implementation may need to know that the client is planning to add additional hops in subsequent operations. In this case, the replication capabilities would indicate "Multi-hop requires advance notice". In response to this capability, the client in creating the first replica, must set the property `ReplicationSettingData.Multihop` appropriately (see 26.8 "CIM Elements" for details on Multi-hop specification). The capabilities method `GetSupportedMaximum` indicates the maximum number of hops supported by the implementation.

26.1.15 Groups

Replication Services utilizes Groups of elements to manage replication activities that include more than one source or target element in a copy operation. A major advantage of using groups is that an *operation*, such as *fracture*, (see 26.5.3.9 "GetSupportedOperations") may be performed on the group as a whole, instead of fracturing individual element pairs one by one.

The optional `ReplicationGroup` class represents a collection of ordered storage elements.

Key features of replication groups are:

- A group can be the source and/or the target of a copy operation.
- Elements of a group may be optionally declared *Consistent*.
- A group may optionally be declared as temporary (`Persistent = false`).
- A group may contain zero elements (an empty group).

Replication Services includes methods to create and delete a group, and methods to add elements or pair of elements to an existing group(s) or to remove elements from a group.

Certain copy operations such as copying one source element to many target elements (one-to-many) may result in the service creating a temporary group to keep track of all the target elements. The service may delete temporary groups that are no longer associated with a copy operation. Deleting a temporary group does not affect the elements associated with the group.

The method `ReplicationService.CreateGroupReplica()` is used to copy a group of elements. The property `ReplicationSettingData.Pairing` determines the pairing of the source and the target elements. Possible values are: *Exact order* and *Optimum*. *Exact order* means the first element of the source group is copied to the first element of the target group, the second element of the source group is copied to the second element of the target group, and so on. *Optimum* means in order to minimize any resource and data flow contentions, if possible, pair the source and the target elements in such a way that they are on different data paths.

An implementation may allow the target group to have more (or fewer) elements than the source group.

See the `ReplicationServiceCapabilities.GetSupportedReplicationSettingData()` method for `Pairing` and for `UnequalGroupsAction` capabilities.

Figure 131 shows group instances and the associated storage volumes.

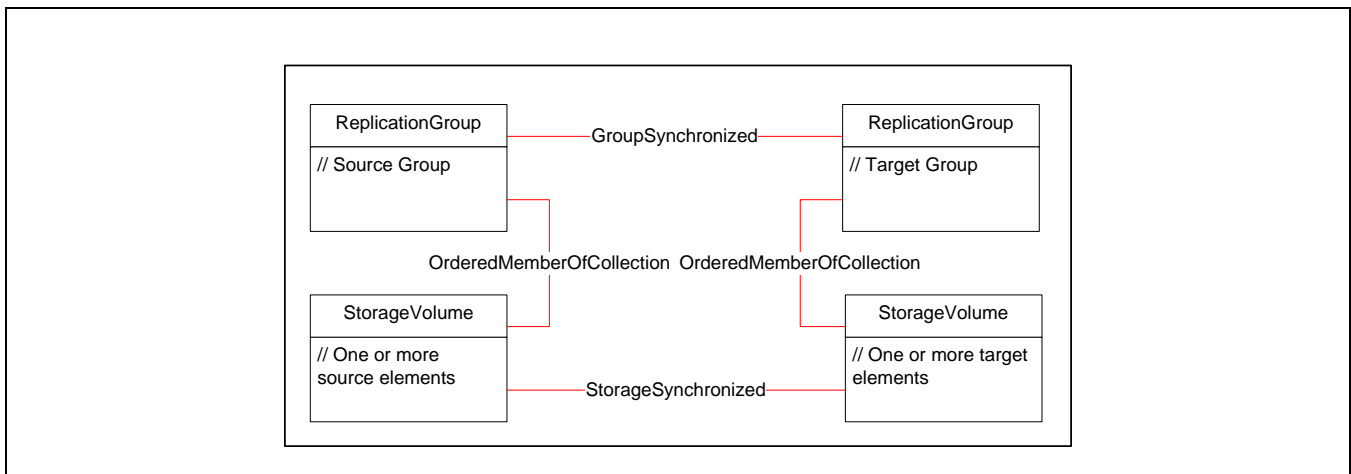


Figure 131 - Group Instances

The association between `ReplicationGroup` and its storage elements (e.g. `StorageVolume`) is `OrderedMemberOfCollection` to maintain the order of the storage elements to facilitate pairing of the source and the target group elements.

26.1.15.1 Composite Groups

A Composite Group is a group that includes storage elements from multiple storage arrays.

26.1.15.2 Consistency Groups

A Consistency Group is a set of elements that have an "Application Consistent View." Application Consistent View is a set of elements that collectively represent some resource in a known state.

Block Storage Systems can only maintain state as to whether a group of elements is "sequentially consistent" or not.

The instrumentation may support consistency groups for a given copy type and mode. The `CreateGroupReplica` method allows a client to specify the target group to be consistent.

26.1.15.2.1 Sequentially Consistent

A group of target elements is considered to be "sequentially consistent" if each element is updated in the same order as the application updates the corresponding source elements. Sequentially Consistent is also known as Dependent Write Consistency.

Figure 132 shows the target elements that have a sequentially consistent view at all times. Once the connection between volume2 and volume5 fails, all subsequent copy operations to the target elements stop, therefore maintaining the consistency of the target elements.

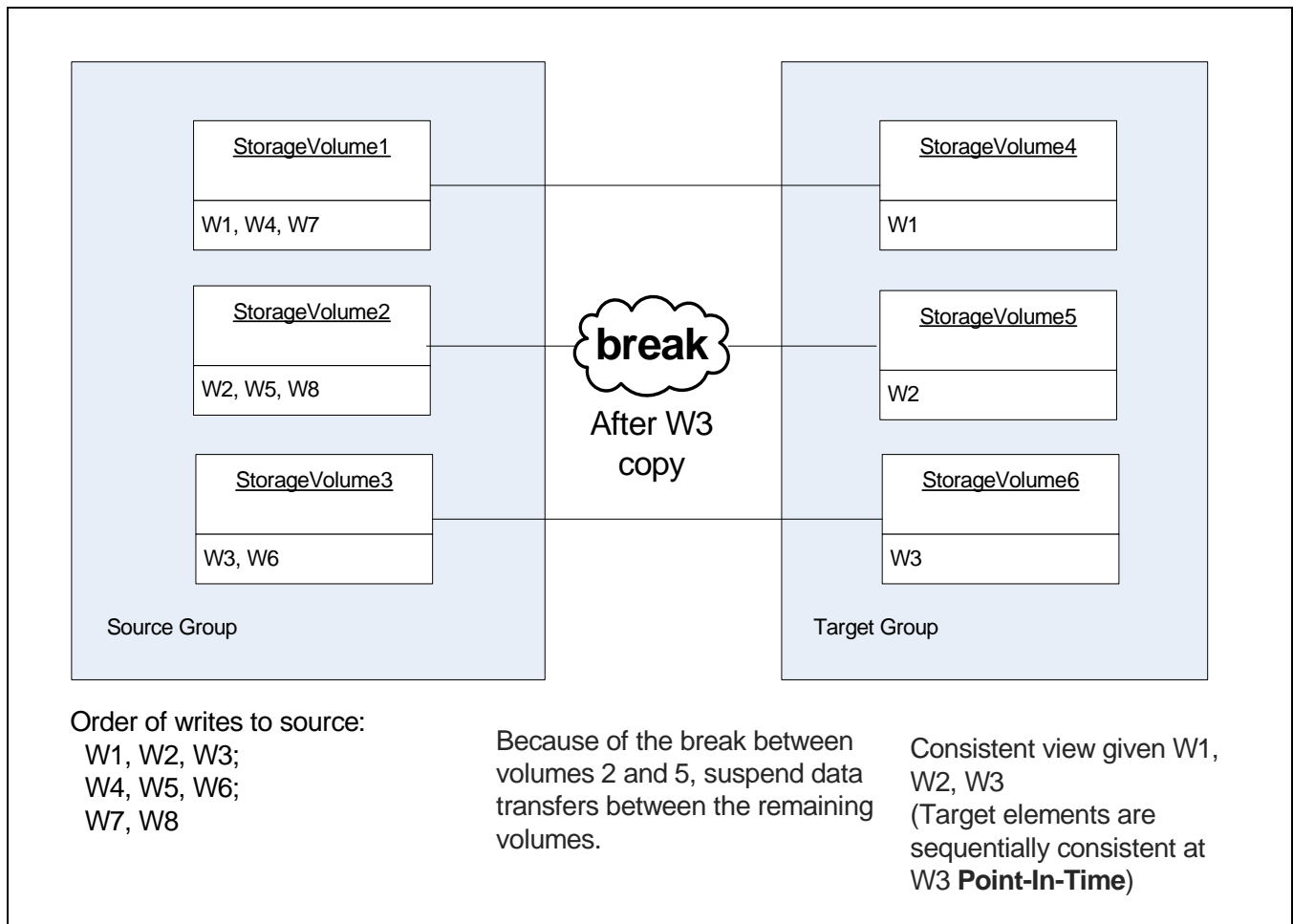


Figure 132 - Sequentially Consistent Example

26.1.16Associations

Replication Services utilizes a number of stateful associations to associate source and target groups, source and target elements, and, when necessary, the individual elements to their corresponding point-in-time aspect.

Because the TokenizedClone operations are not initiated or controlled by the methods of the profile, there will not be a StorageSynchronized (or GroupSynchronized) association between the elements involved in a TokenizedClone operation.

Figure 133 shows the associated groups with equal number of source and target elements.

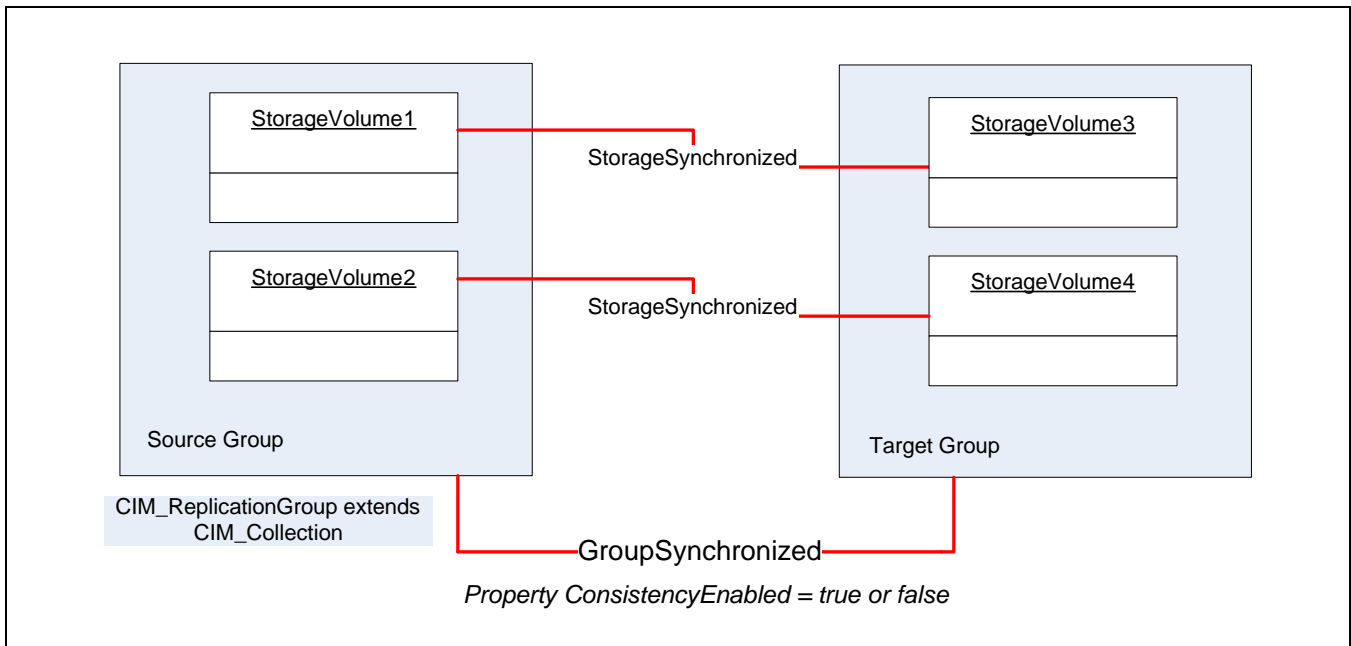


Figure 133 - Associated Groups and Elements

26.1.16.1 GroupSynchronized Association

This association relates source and target groups, or, for a one-to-many relationship, relates a source element to a target group. The association's property *ConsistencyEnabled* indicates whether the target elements are required to be *Consistent* or not.

Within a group, the *SyncType* and *Mode* properties of all subordinate *StorageSynchronized* associations between the source and the target elements shall be the same. The *SyncType* and *Mode* properties of the *GroupSynchronized* association shall also be the same as the *SyncType* and *Mode* properties of subordinate *StorageSynchronized* associations.

This association relates the individual source and target elements. The association's property *CopyState* indicates the current state of the association. Some possible values of *CopyState* are *Initialized* or *Synchronized*.

A *StorageSynchronized* association can participate in only one pair of related replication groups.

26.1.16.2 SettingsDefineState Association and SynchronizationAspect Instance

The *SettingsDefineState* associates an element (e.g., a *StorageVolume*), or a group of elements (e.g. a *ReplicationGroup*), to a *SynchronizationAspect*. An instance of *SynchronizationAspect* includes properties for the date and time of the point-in-time copy and a reference to the source element (see Figure 134). The association is particularly useful for Clones (targets) and Snapshots (source) that do not have a *StorageSynchronized* association to another storage element. In the case of Clones, the *StorageSynchronized* association is removed (generally, following the provider's restart) after the copy operation completes. As for Snapshots, it is possible to create a point-in-time snapshot copy of an element, or a group of elements, without having a target element (using the method *CreateSynchronizationAspect*). In this mode, the target elements are added at a later time (using the method *ModifySettingsDefineState*). Creating a *SynchronizationAspect* of a Snapshot is particularly useful when a client wants to capture a point-in-time copy at a given time; however, the client wants to create the actual target element at a later time, perhaps when it is more convenient.

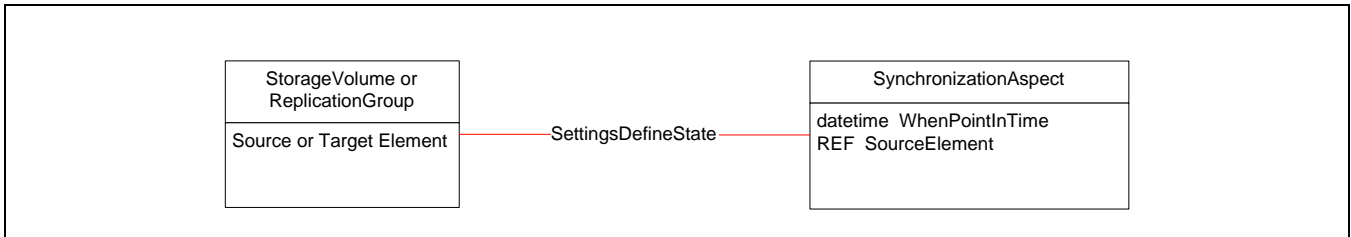


Figure 134 - SettingsDefineState Association

The instrumentation may also offer the ability to further copy an existing SynchronizationAspect using the CreateSynchronizationAspect method and supplying the existing SynchronizationAspect as the “SourceElement” (see Figure 135).

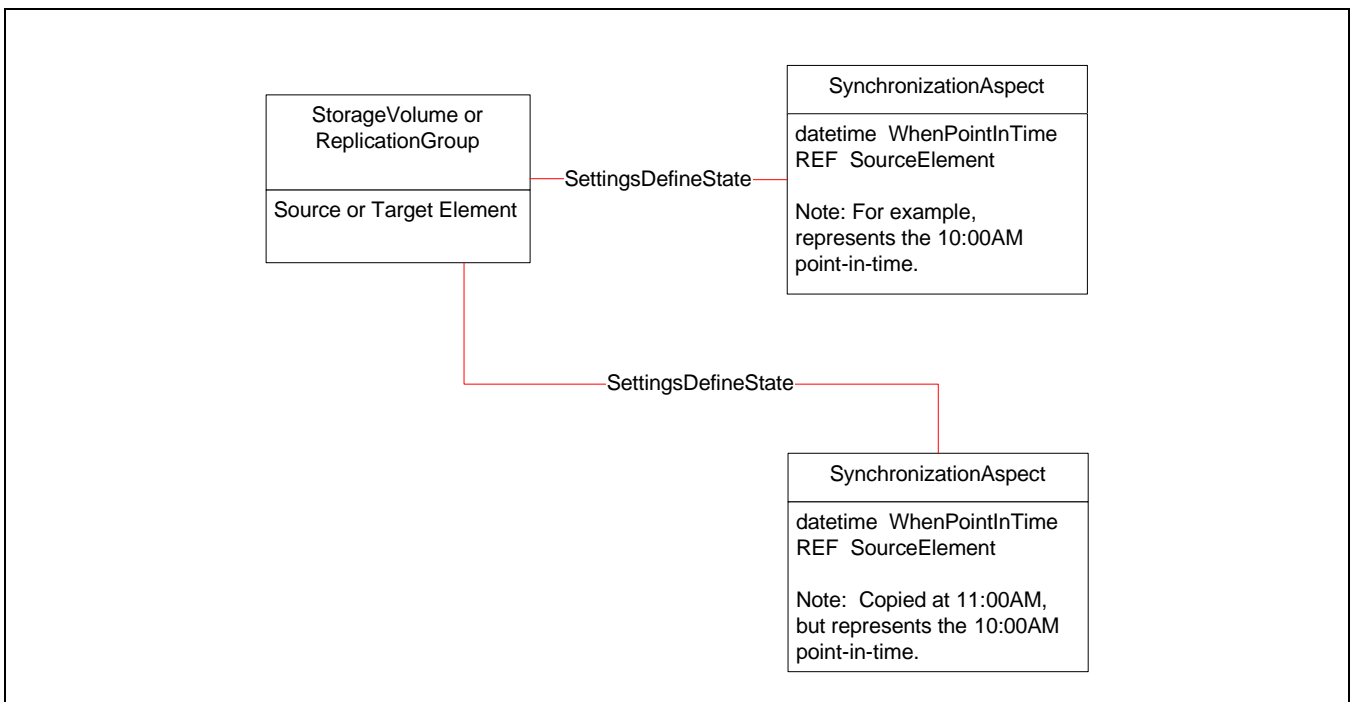


Figure 135 - A new instance of SynchronizationAspect

If an instance of a SynchronizationAspect is associated to a group of elements, the property “WhenPointInTime” applies to all elements of the group, indicating the point-in-time copy of all elements is created at the same exact time.

If an instance of SynchronizationAspect is associated to a group of elements, the members of the group also have their own associated instances of SynchronizationAspect. The group’s SynchronizationAspect is associated to its “dependent” instances of SynchronizationAspect via the SettingsAffectSettings association (see Figure 136).

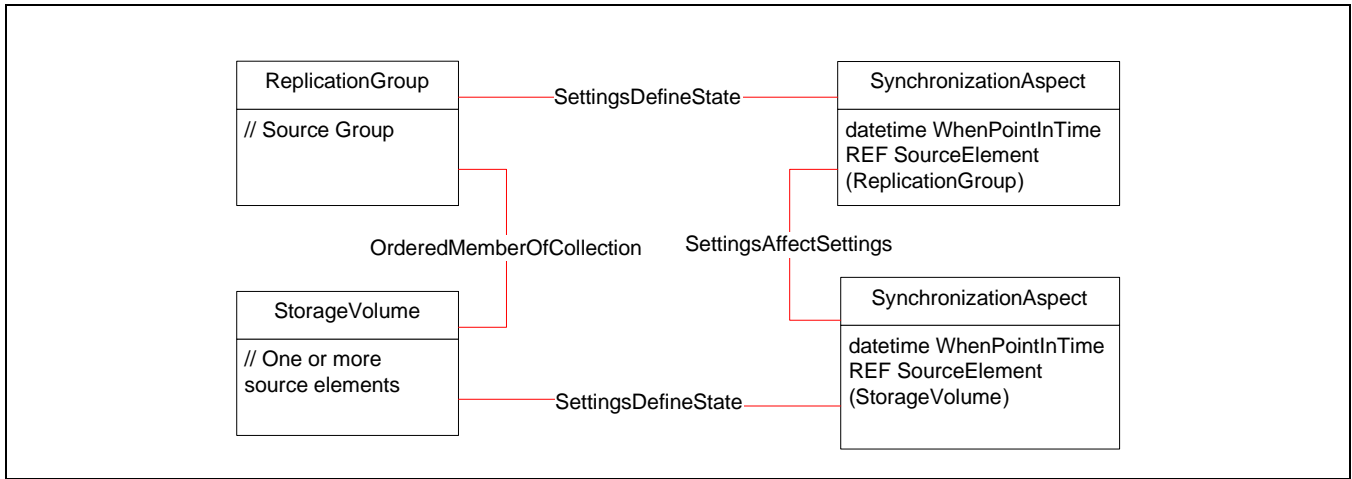


Figure 136 - SynchronizationAspect of a Group of elements

SettingsDefineState may also be applied to Mirror targets; as such, the property SynchronizationAspect.WhenPointInTime would have the date and time of when the mirror relationship was fractured (or split).

In all cases, the SettingsDefineState association may not persist across the provider's restarts. Furthermore, an instance of a SynchronizationAspect shall be removed if the SourceElement is deleted.

Figure 137 is an instance diagram for a clone target element and its associated SynchronizationAspect instance. Once the clone target element becomes synchronized, the StorageSynchronized association is removed and the property SynchronizationAspect.CopyState has a value of "Operation Completed."

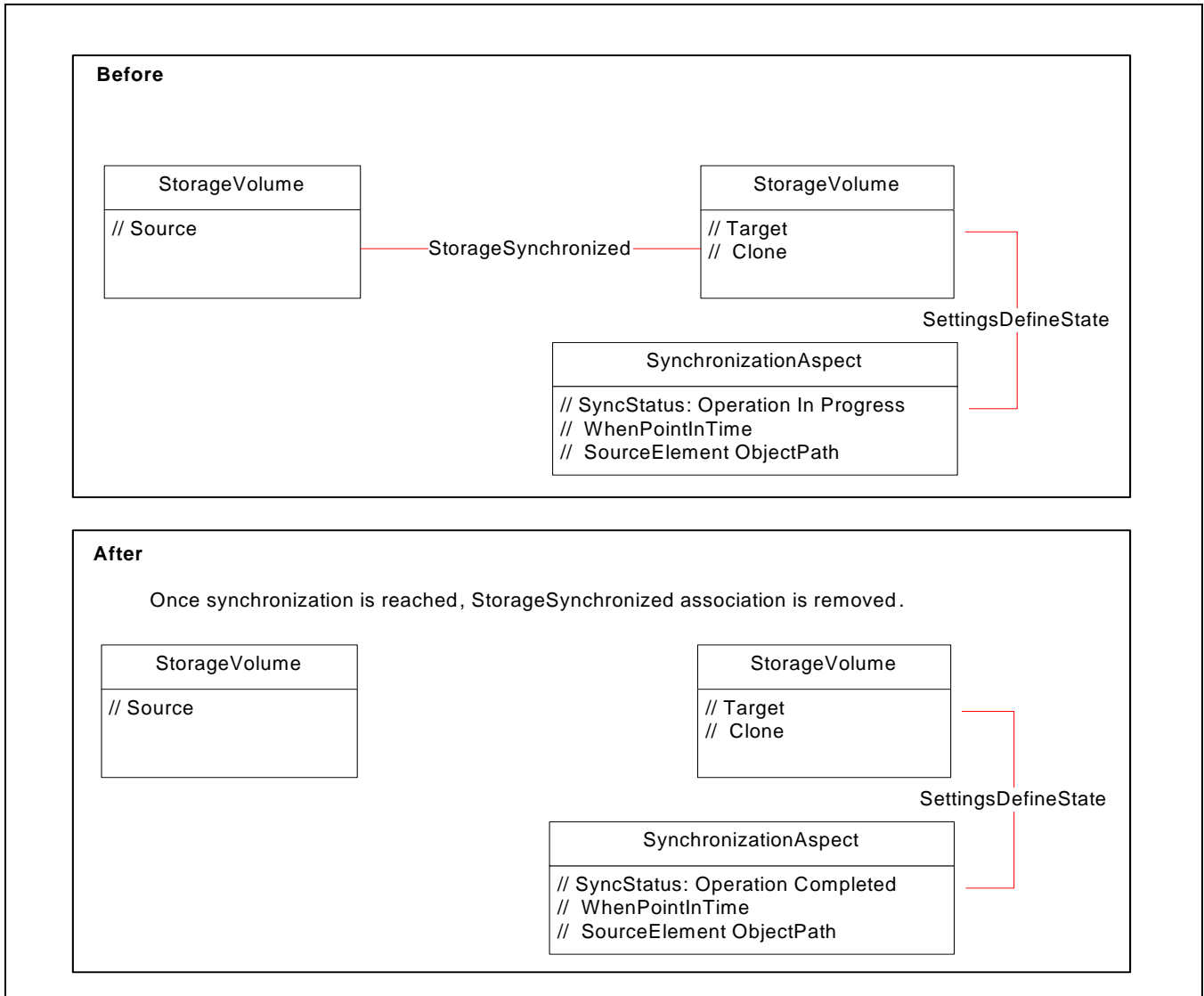


Figure 137 - SynchronizationAspect Instance

26.1.16.3 One-to-Many Association

Using a replication group, Replication Services allows for one source element to be copied to many target elements.

As shown in Figure 138, one source element is associated to more than one target element. With ConsistencyEnabled set to true, if the link to a target element is broken, all subsequent copy operations to all other target elements are suspended. This ensures all the target elements contain the same exact data.

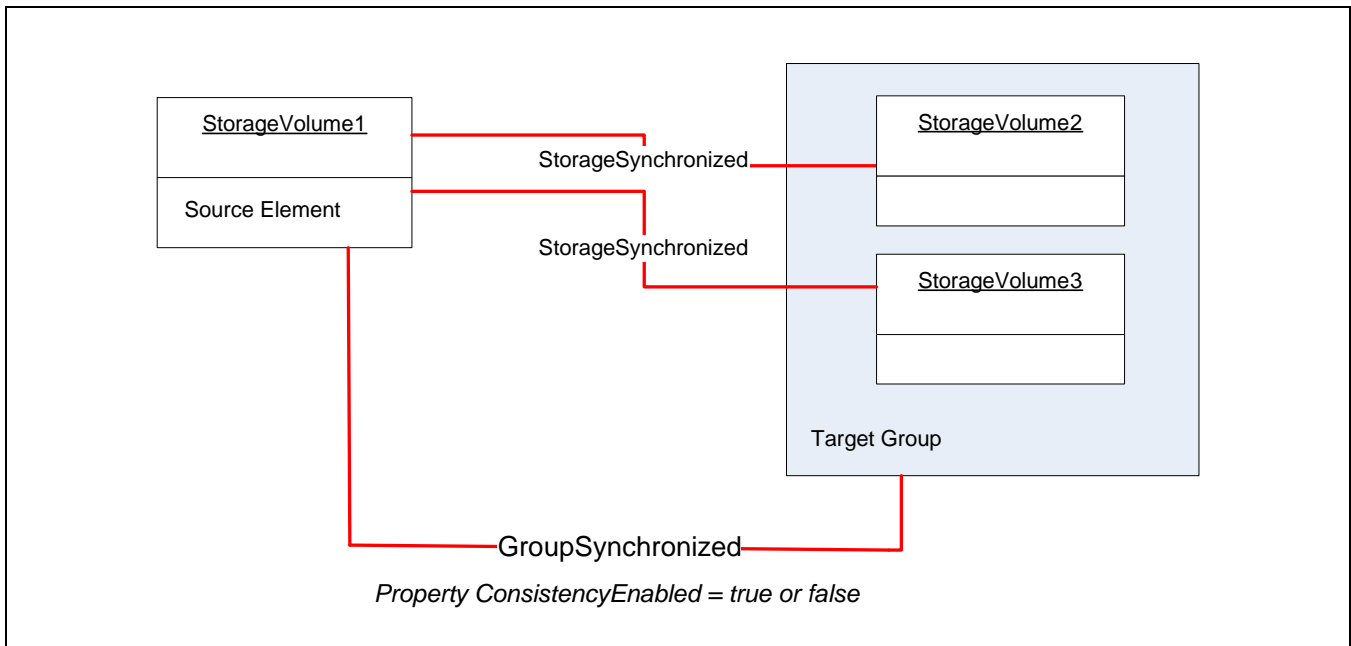


Figure 138 - One-to-Many Association

26.1.17 Operations on List of Synchronizations

Primarily for scalability reasons, an implementation optionally may offer the ability to perform an operation, such as fracture, on a list of synchronization associations. The list of synchronization associations may be a collection of independent associations or a subset of `StorageSynchronized` associations belonging to a source and a target replication groups. The method `ModifyListSynchronization` and `GetSupportedListOperations` are used for list modifications.

26.1.18 State Management For Associated Replicas

Both mirror and snapshot replicas maintain stateful associations with source elements. In the case of clone replicas, the replication associations to the source elements exist while the copy operation is in progress.

The `CopyState` property of the replication association identifies the state, while the `ProgressStatus` property of the same association indicates the “status” of the copy operation to reach the requested `CopyState`, which is indicated in the property `RequestedCopyState`. For example, `CopyState` might have a value of “`UnSynchronized`”, while `ProgressStatus` might have a value of “`Synchronizing`”, also known as “`sync-in-progress`”. In all cases, when creating a replica element, the desired `CopyState`, as reflected in the property `RequestedCopyState`, is `Synchronized`, which indicates the replica element has the same data as the source element. The `RequestedCopyState` property will contain “`Not Applicable`” once the requested `CopyState` is achieved.

The `GroupSynchronized` association between the source and target groups also includes the `CopyState` properties. If all values of `StorageSynchronized.CopyState` of source and target associations are the same (i.e., `Synchronized`), `GroupSynchronized.CopyState` will also have the same value. On the other hand, any mismatch in the `StorageSynchronized.CopyState` values, will render the `GroupSynchronized.CopyState` property to have a value of *Mixed*.

Unplanned states, such as `Broken`, `Aborted`, or `Partitioned` can be entered from any other state and generally indicate an unusual circumstance. Recovery from the `Broken` or `Partitioned` state may be automatic once the error condition is resolved, or it may require a client to intervene with a “`Resync`”

operation (see 26.5.3.3 "GetSupportedFeatures"), or a "Resume" operation. Continuing from an Aborted state requires a client to intervene with a Resync operation. In this situation, the implementation may indicate a Resync operation is required by the setting the ProgressStatus to "Waiting for resync". Additionally, the copy operation may be temporarily stopped due to system or connection bandwidth. In this case the ProgressStatus will be set to "Pending." See 26.5.3.3 "GetSupportedFeatures".

If after the error condition is resolved, the CopyState indicates "Suspended" state, in order to resume the copy operation it is necessary for the client to issue a "Resume" operation.

If the CopyState indicates "Invalid", generally, it means the storage system is unable to determine the state of the copy operation. In this situation, the client needs to "detach" and "re-establish" the replication relationship.

Use the method ReplicationServiceCapabilities.GetSupportedCopyStates to determine the possible CopyStates. The CopyStates have been normalized in such a way that they may apply to all SyncTypes.

Table 527 describes the supported CopyStates.

Table 527 - CopyStates Values

CopyState value	Description
Initialized	The source and target elements are associated. The copy operation has not started -- no data flow.
Synchronized	The "copy operation" is complete. The target element is an "exact replica" of the source element.
Unsynchronized	Not all the source element data has been "copied" to the target element.
Fractured	The target element was abruptly split from its source element -- consistency is not guaranteed.
Split	The target element was gracefully (or systematically) split from its source element -- consistency is guaranteed.
Suspended	Data flow between the source and target elements has stopped. Writes to source element are held until a resume operation is completed.
Broken	Replica is not a valid view of the source element. OperationalStatus of replica may indicate an Error condition. This state generally indicates an error condition such as broken connection.
Failedover	Reads and writes to/from the target element. Source element is not "reachable".
Inactive	Copy operation has stopped, writes to source element will not be sent to target element.
Prepared	Initialization is completed, the copy operation has started, however, the data flow has not started.
Aborted	The copy operation is aborted with the Abort operation. Use the Resync Replica operation to restart the copy operation.
Skewed	The target has been modified and is no longer synchronized with the source element or the point-in-time view. Use the Resync Replica operation to resynchronize the source and target elements.
Mixed	Applies to the CopyState of GroupSynchronized. It indicates the StorageSynchronized associations of the elements in the groups have different CopyState values.
Partitioned	The state of replication relationship can not be determined, for example, due to a connection problem.
Invalid	The array is unable to determine the state of the replication relationship, for example, after the connection is restored; however, either source or target element has an unknown status.
Restored	The data was copied from the target element to the source element.

Figure 139 shows the CopyState transitions. The dashed arrow lines represent automatic transitions. They transition unconditionally when the target element is ready to move to the next state. The solid arrow lines represent the transitions as the result of a requested operation (using, for example, ModifyReplicaSynchronization). The label of the solid arrow line indicates the requested operation.

The “create” methods normally start with the Initialized state. However, it is possible to use the WaitForCopyState parameter of the create method to force the CopyState to the Inactive or Prepared state after the initialization is complete. In this case, CopyState will remain in Inactive or Prepared state until such time a Modify method is used to Activate the synchronization.

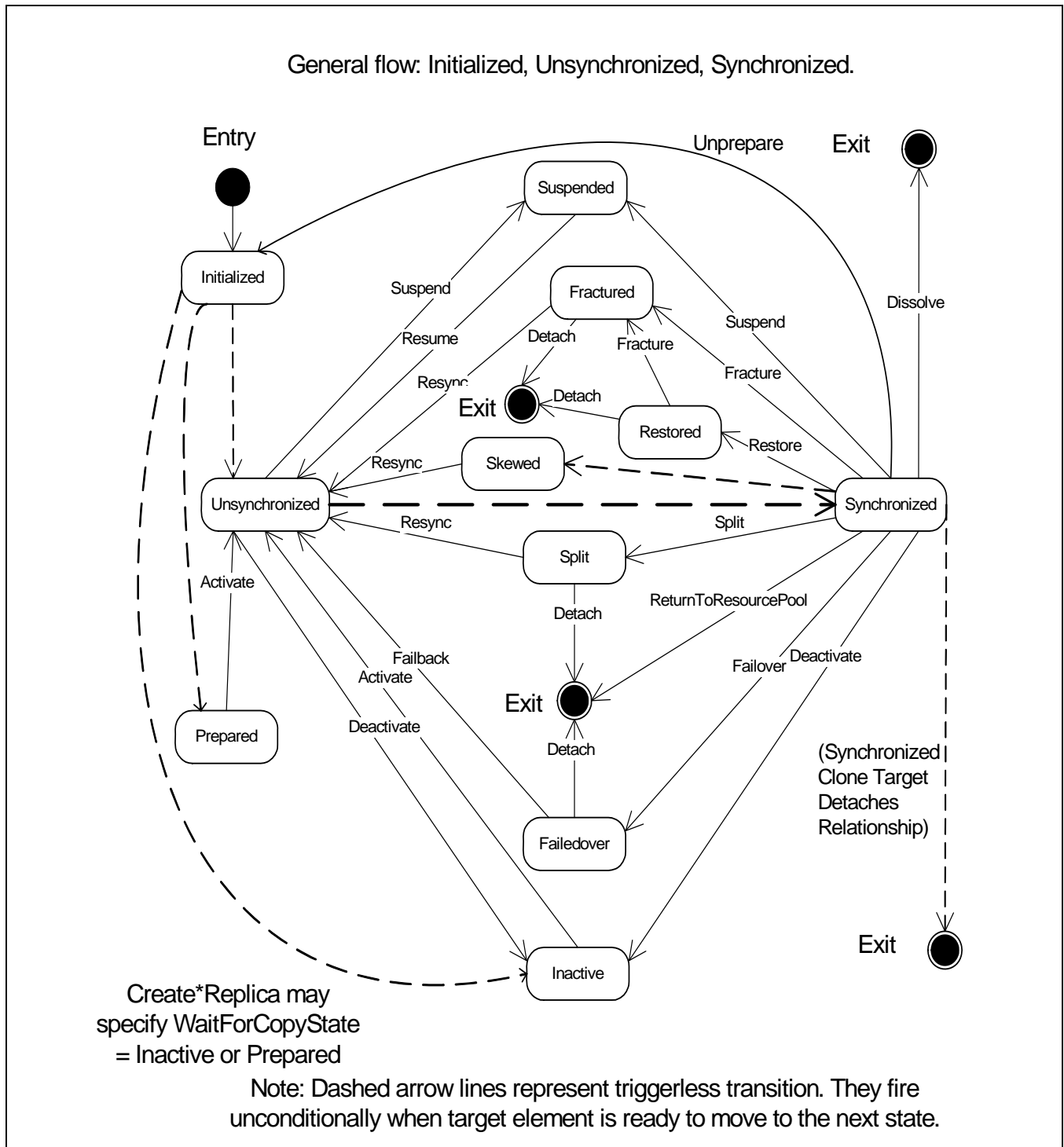


Figure 139 - CopyState Transitions

26.1.18.1 Synchronized CopyState

Synchronized state for the Mirror and Clone SyncTypes indicates all data has been copied from the source element to the target element. For the Snapshot SyncType, because the target element is a virtual point-in-time view of the source element, the Synchronized CopyState indicates all the metadata (pointers/mapping information) for the snapshot have been created. Synchronization for the snapshots is achieved rapidly in comparison to synchronization of Mirrors or Clones.

Depending on implementation, the clone target element detaches automatically when the target element becomes synchronized; otherwise, the client needs to explicitly request a detach operation. See the method `ReplicationServiceCapabilities` in 26.5.3.3.

Figure 140 shows a sampling of the CopyState transitions and the corresponding ProgressStatus changes. In a steady state condition, for example, the CopyState has a value of "Synchronized", and at the same time the ProgressStatus has a value of "Completed".

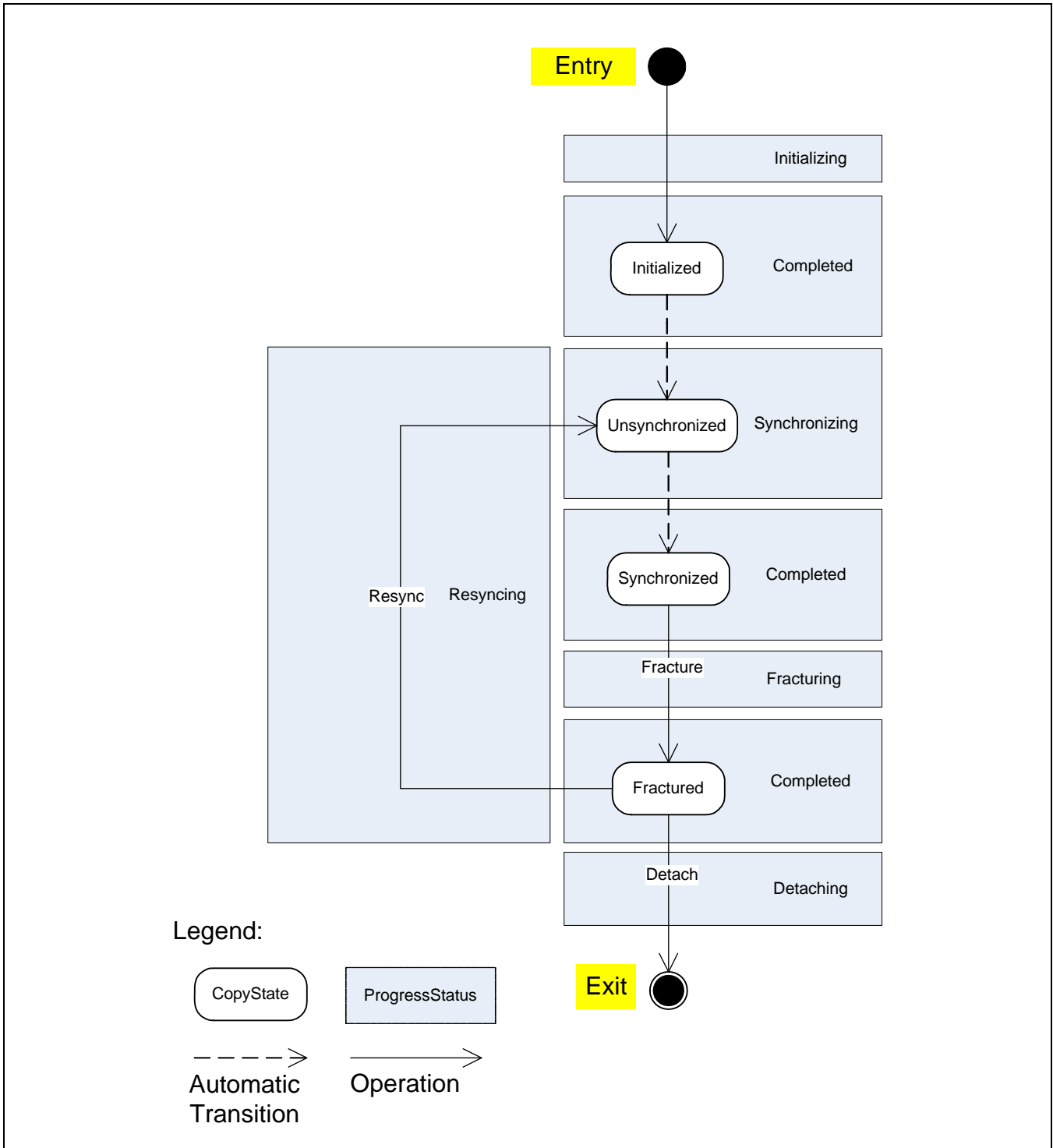


Figure 140 - Sample CopyState and ProgressStatus Transitions

26.1.19 Unsynchronized and Skewed CopyStates

Unsynchronized CopyState indicates the target element is not an exact copy of the source element (or the source's point-in-time). The copy operation automatically continues until the synchronization between the source element (or its point-in-time) and the target element is reached.

The Skewed CopyState is similar to the Unsynchronized CopyState except that the synchronized relationship remains in the Skewed state until a client issues the Resync operation (ModifyReplicaSynchronization or ModifyListSynchronization invoke methods). As an example: Committing write operations to a Snapshot target element causes the source and the target elements to become Skewed.

26.1.20 Accessibility to Associations and Elements

There are two cases that should be considered:

Case 1: The method completes successfully without returning a job. The created replication associations (StorageSynchronized and GroupSynchronized for Mirror and Snapshot copy types) and the newly created target elements shall be accessible. The StorageSynchronized or GroupSynchronized associations between source and target elements for the Clone copy type may not be accessible after synchronization is achieved; however, there will be a SettingsDefineState association (if supported) between the newly copied target element and a SynchronizationAspect instance.

Case 2: The method returns the status of "Job Started". The AffectedJobElement association associates the concrete job to the target element (or group), unless there is no target element (or group) such as CreateSynchronizationAspect or when the target element (or group) is deleted (ReturnToResourcePool). In this case, the AffectedJobElement points to the source element (or group). To ensure the replication association is accessible, the CopyState of the association has to have at least reached the *Initialized* state. To guarantee accessibility to associations and elements, specify the WaitForCopyState when issuing the methods CreateElementReplica and CreateGroupReplica.

26.1.21 Host Access Restrictions

Generally, exposing both the source and replica to the same host may cause problems due to a duplicate volume signature. At a minimum, the signature of a replica must be changed before the replica is exposed to the same host as the source element.

Managing host access to source and target elements can be managed by using services described in Clause 18: Masking and Mapping Subprofile.

The method ReplicationServiceCapabilities.GetSupportedCopyStates for each CopyState additionally returns information as to whether a replica is host accessible (boolean) for the given CopyState.

26.1.22 Read Only Elements

Clients can request a newly created target element to be "Read Only" to the host. For example, to create a "Read Only" target element, as a parameter, supply a ReplicationSettingData object with ReadOnly = 3 to a method such as ReplicationService.CreateElementReplica. As a result of this request, the StorageSynchronized association's ReadOnly property will have a value of 3 to indicate the SynchedElement (i.e. the target element) is read only to the host.

The implementation may also support the ability for the clients to make the source element "Read Only" to the host, before the copy operation begins to ensure there is no change in the source element's data while the data is being copied. Once the copy operation completes and the StorageSynchronized association between the source and the target elements is removed, the replication service will remove the "Read Only" state of the source element.

Refer to the `GetSupportedReplicationSettingData` (section 26.5.3.17) and `GetDefaultReplicationSettingData` (section 26.5.3.18) methods of the `ReplicationServiceCapabilities` class to determine whether the implementation supports Read Only elements.

The implementation may have also implemented the Storage Element Protection Profile to allow clients to set the state of the elements to “Read Only” etc.

26.1.23 Deleting the Target Elements

Mirror, Clone, and Snapshot target elements that are no longer in a synchronization association are deleted using the `StorageConfigurationService.ReturnToStoragePool` method. However, the Snapshot target elements that are in a synchronization association are deleted using the `ReplicationService.ModifyReplicaSynchronization` (or `ModifyListSynchronization`) method with the “Return To ResourcePool” operation parameter, which also removes the synchronization association.

26.1.24 Completion of Long Operations

There are two ways of indicating the completion of long running operations when a replica element is created or modified:

Option 1: Generally, the long running operations are performed under the control of a job. The client can monitor the progress of the job by polling the job’s status and percent complete, or by subscribing to job related indications.

Option 2: Subscribe to receive indications when the `CopyState` of `StorageSynchronized` (or `GroupSynchronized`) changes.

Clients may utilize both options simultaneously. To avoid receiving many indications, it is recommended for the clients to utilize indication queries that are constrained by the object path of the appropriate replication association.

If a replication operation was specified using a `WaitForCopyState` parameter and the method is executing under the control of a job, the job “waits” until at least the `CopyState` is reached, at which point the job considers the operation complete. However, depending on the specified `WaitForCopyState`, the copy operation may continue until a steady state is achieved. For example, in the Figure 139, “CopyState Transitions” diagram, Inactive and Synchronized states are considered steady states; whereas Initialized and Unsynchronized are transient states.

During the copy operation, the `AffectedJobElement` association associates the job to the target element or to the target group. In case an operation does not have a target element (e.g. `CreateSynchronizationAspect`), the `AffectedJobElement` is the source element.

26.1.25 Managing Background Copy

By default, replication service performs the copy operations in the background. In other words, the methods such as `CreateElementReplica`, start the copy operation (or start a job) and return while the copy operation is in progress. To perform a copy operation in the foreground, the method may specify the `WaitForCopyState` of `Synchronized`, in which case the call will not return until the copy operation is complete.

Alternatively, the methods `CreateElementReplica` and `CreateGroupReplica` may specify the `WaitForCopyState` of `Inactive` if the `ReplicationType` supports it. In this case, the copy operation is not started until the inactive synchronization is activated (using the `ModifyReplicaSynchronization` or `ModifyListSynchronization` methods).

26.1.26 Managing CopyPriority

A client may be able to manipulate the CopyPriority of a StorageSynchronized association -- see the ReplicationServiceCapabilities.tures method in 26.8 "CIM Elements", which would indicate "Adjustable CopyPriority".

CopyPriority allows a client to manage the copy I/O rate and the priority of peer I/O operations relative to host I/O operations. Before the copy operation starts, the CopyPriority may be specified in ReplicationSettingData parameter supplied to the CreateElementReplica or CreateGroupReplica. After the copy operation starts, the StorageSynchronized.CopyPriority property may be modified by invoking the intrinsic ModifyInstance method.

The CopyPriority values are:

- Low - copy operation lower priority than host I/O.
- Same - copy operation has the same priority as host I/O.
- High - copy operation has higher priority than host I/O.
- Urgent - copy operation to be performed as soon as possible, regardless of the host I/O requests

In a group copy operation, adjusting the CopyPriority of one StorageSynchronized association belonging to the group shall cause the CopyPriority of the remaining group StorageSynchronized associations to be adjusted likewise.

26.1.27 Using StorageSettings for Replicas

The StorageSetting class has several properties used to create and manage replicas. Instances of this class are used as the goal parameter for the methods of this profile. The extrinsic method CIM_StorageCapabilities.CreateSetting is used to create a setting and the intrinsic method ModifyInstance is used to adjust the properties of a created StorageSetting. See Clause 5: "Block Services Package" for the details of creating and modifying a storage setting.

26.1.28 Finding and Creating Target Elements

The extrinsic method ReplicationService.GetAvailableTargetElements is used to locate the available target elements for a given source and SyncType. The implementation may also support creating target elements if the appropriate target elements are not supplied and/or are not available. The implementation may require the client to create specialized elements to be used as a target of a copy operation. The specialized elements have a specific values in their Usage property. Certain types of specialized elements can be provided by changing the Usage property of existing elements. Refer to Clause 5: "Block Services Package" for creating (specialized) elements and modifying the Usage value of existing elements.

Refer to 26.5.3.17 "GetSupportedReplicationSettingData" and 26.5.3.3 "GetSupportedFeatures" to determine if the implementation automatically creates target elements, and if specialized elements are required for the desired SyncType.

26.1.29 Using StoragePools (e.g. ResourcePools) for Replicas

Replicas are allocated from storage pools (e.g. resource pools). The implementation may require specialized storage pools to contain delta replicas (changed tracks of snapshots) or the "write intent log" files. The specialized storage pools have a specific value in their Usage property, for example, "Reserved as a Delta Replica Container", "Reserved for Local Replication Services", or "Reserved for Remote Replication Services".

26.1.29.1 Delta Replica StoragePools

Depending on the implementation, the Snapshot targets may require a fixed space consumption or variable space consumption. Refer to 26.5.3.3 "GetSupportedFeatures" to determine if specialized resource pool are required.

There are three types of delta replica pool access:

- "Any" - specialized storage pools are not required for delta replicas. The implementation creates delta replicas based on the fixed space consumption model and the client can select any storage pool as a container.
- "Shared" - a single shared storage pool is the container for all delta replicas. This type of storage pool is always preexisting and may be located with the GetElementBasedOnUsage method. The client may need to add space to this type of storage pool.
- "Exclusive" - each source element requires an exclusive, special storage pool for associated delta replicas. If the storage pool already exists, it is associated to the source element with a ReplicaPoolForStorage association. If the storage pool does not exist, the client creates the storage pool.
- "Multiple" - "multiple specialized, exclusive pools may exist or may be created."

Figure 141 and Figure 142 show the fixed and variable space consumption for the Snapshot targets, respectively. If the implementation supports fixed space consumption, the DeltaReservation properties are set by the client to the appropriate values for a new snapshot. The values are set in the associated StorageSetting element to be passed as a goal parameter to the CreateElementReplica method (or CreateGroupReplica or CreateSynchronizationAspect methods). For variable space consumption, there are no special properties to set by the client.

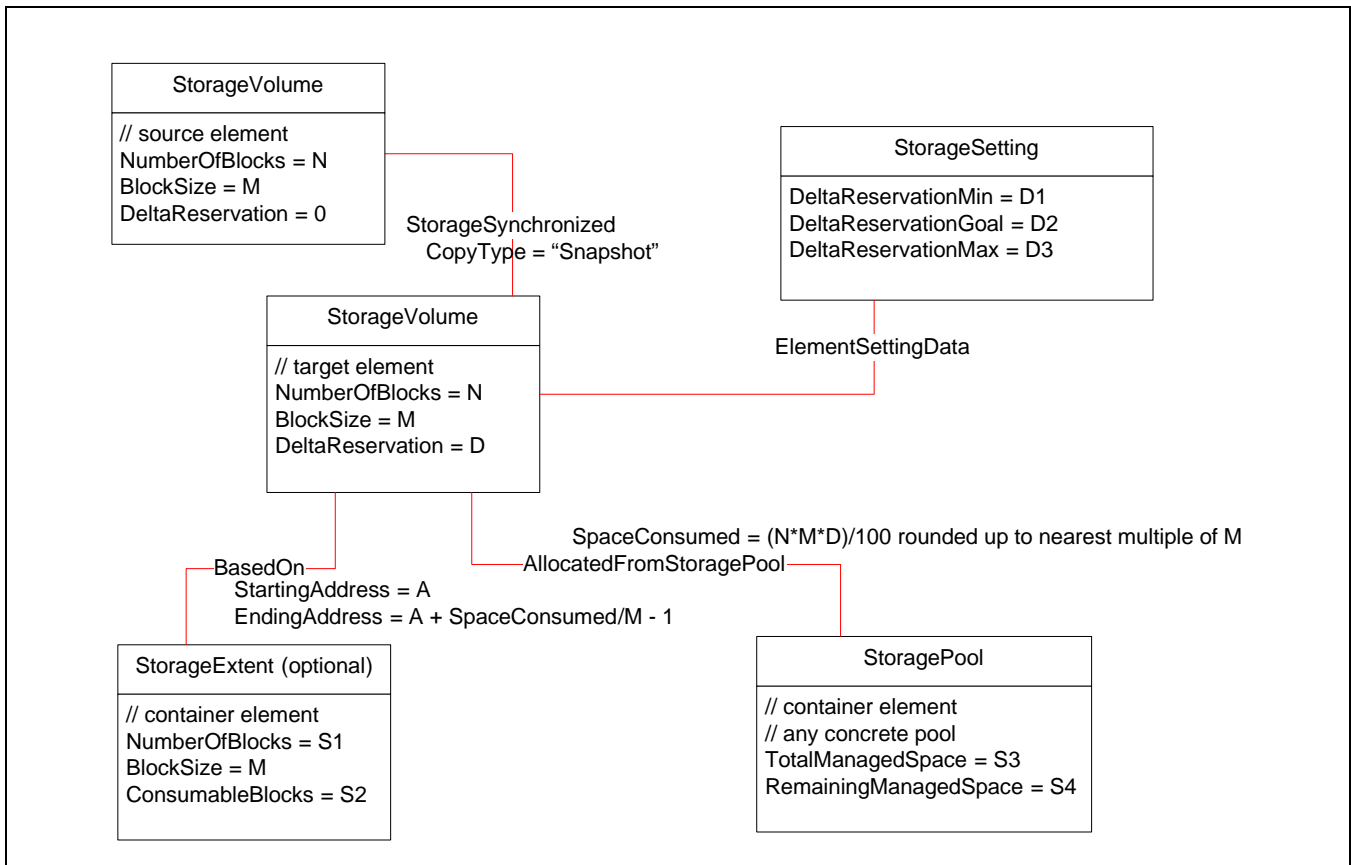


Figure 141 - Fixed Space Consumption

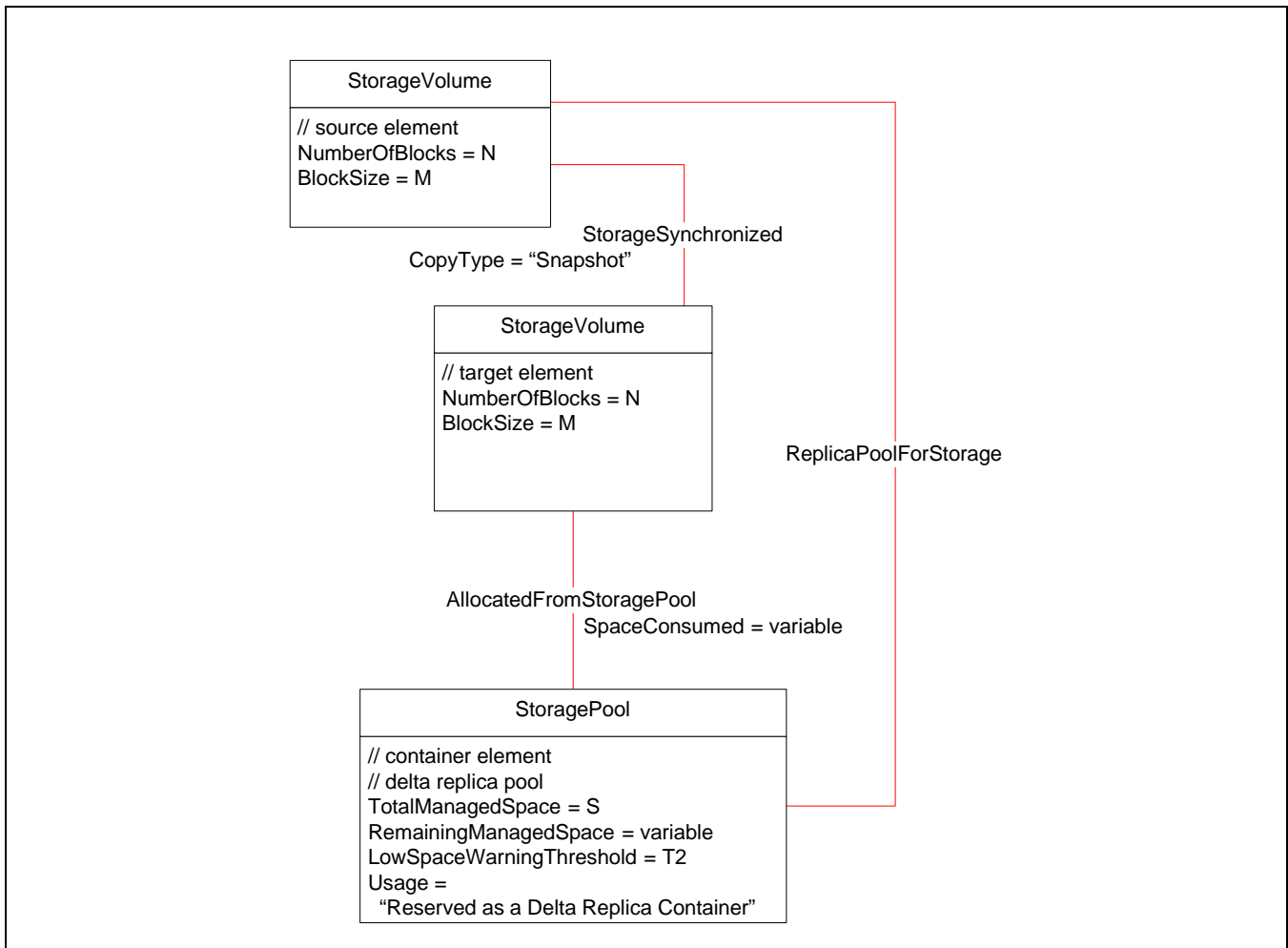


Figure 142 - Variable Space Consumption

26.1.30 Provider Configurations for Remote Replication

Remote replication involves a minimum of two peer system instances. There are two possible provider configurations for controlling remote replication service access points:

Configuration 1: One instance of the provider controls both peers. A client interfaces to one SMI-S server and CIMOM. The only stitching required between arrays is a `StorageSynchronized` (and `GroupSynchronized`) association between storage elements in separate arrays.

Configuration 2: A separate instance of the provider controls each peer system. Each provider has its own SMI-S server/CIMOM instance. Clients are required to interact with two providers: the provider controlling the source element and the provider controlling the target element. See the method `ReplicationServiceCapabilities.tures` in 26.5.3.3 "GetSupportedFeatures" for the capability "Remote resource requires remote CIMOM".

The remote replication model allows connections that are bi-directional or uni-directional. By default, connections to remote systems are bi-directional, unless it is stated otherwise. Refer to 26.5.3.19 "GetSupportedConnectionFeatures".

26.1.31 Thinly Provisioned Elements

Replication Services supports "copying" thinly provisioned elements. Depending on the underlying implementation, it is possible to copy a thinly provisioned source element to a thinly provisioned target element or alternatively to a fully provisioned target element. Other combinations may be advertised in the capabilities.

If an implementation supports more than one combination of source and target provisioning, clients may use the `ReplicationSettingData` parameter of the `CreateElementReplica` or `CreateGroupReplica` to request a specific combination. Clients can set the property `ReplicationSettingData.ThinProvisioningPolicy` for the desired results.

Refer to the capabilities for the allowable combinations supported by the implementation. See 26.5.3.13 "GetSupportedThinProvisioningFeatures", 26.5.3.12 "GetSupportedSettingsDefineStateOperations" and 26.5.3.18 "GetDefaultReplicationSettingData".

EXPERIMENTAL

26.1.32 Data Compressed Elements

Replication Services supports "copying" compressed elements. Depending on the underlying implementation, it is possible to copy a compressed source element to a compressed target element or alternatively to a fully provisioned target element. Other combinations may be advertised in the capabilities. It's also possible to combine the capability of thinly provisioning and compressed provisioning for one storage element.

As the capacity usage of compression in replication:

- When the replication is from a compressed source to a compressed target, it will be a normal volume replication, so the capacity allocation for the target is as same as the normal allocation in volume replication;
- When the replication is from a compressed source to an uncompressed target, the data on the source will be uncompressed in memory and written onto the target, so the capacity to be allocated to the target will be the capacity of data after uncompression;
- When the replication is from an uncompressed source to a compressed target, the data on the source will be compressed in memory and written onto the target, so the capacity to be allocated to the target will be the capacity of data after compression;

If an implementation supports more than one combination of source and target provisioning, clients may use the `ReplicationSettingData` parameter of the `CreateElementReplica` or `CreateGroupReplica` to request a specific combination. Clients can set the property `ReplicationSettingData.StorageCompressionPolicy` and `ReplicationSettingData.ThinProvisioningPolicy` for the desired results.

Refer to the capabilities for allowable combinations supported by the implementation. See 26.5.3.20 "GetSupportedStorageCompressionFeatures".

EXPERIMENTAL

26.1.33 Indications

Depending on the implementation, the Replication Services Profile generates a number of different alert and life cycle indications, as shown in Table 528. Clients decide what indications they wish to receive by subscribing to the appropriate indications.

Because on a large system with many copy operations in progress simultaneously, there is a potential to receive many unwanted indications. Therefore, it is recommended for the clients to subscribe to indications that have a query that is constrained to a specific replication association. See 26.8 "CIM Elements" for the indication queries. For the storage pool and job indications, refer to Clause 5: "Block Services Package" and *Storage Management Technical Specification, Part 3 Common Profiles, 1.6.1 Rev 6 26 "Job Control Subprofile"*.

Table 528 - Indications

Indication	Source Of
CIM_InstCreation	<ul style="list-style-type: none"> • New Job Creation • New Target Element Creation • New StorageSynchronized Association Creation • New GroupSynchronized Association Creation
CIM_InstDeletion	<ul style="list-style-type: none"> • Job Deletion • Target Element Deletion (e.g. Snapshot) • StorageSynchronized Association Deletion • GroupSynchronized Association Deletion
CIM_InstModification	<ul style="list-style-type: none"> • Job Progress and Status Changes • Source and Target Elements Status Changes • CopyState Changes • ProgressStatus Changes • ProtocolEndpoints and RemoteReplicationCollections Status Changes
CIM_AlertIndication	<ul style="list-style-type: none"> • StoragePool space consumption Alerts (especially by Snapshot targets). • Error conditions, such as <ul style="list-style-type: none"> • StorageSynchronized and GroupSynchronized State set to <i>Broken</i>. • ProtocolEndpoints.OperationalStatus set to Error. • RemoteReplicationCollection.ConnectivityStatus set to "down"

26.2 Health and Fault Management Consideration

The profile uses indications to report health and fault management. In general, instance modification indications are sent when changes in OperationalStatus and HealthState values of the following instances indicate a fault condition:

- Source and Replica elements
- ProtocolEndpoints
- RemoteReplicationCollections

In response to a fault indication, clients can follow the RelatedElementCausingError association between the instance reporting the error and the faulted component.

The profile also generates alert indications when the CopyState of a replication association transitions to the *Broken* state.

The Replication Services Profile generates alert indications that allow monitoring of storage pool consumption by the replica elements.

26.3 Cascading Considerations

For remote replication, the Replication Services Profile requires a cascading provider to perform the “stitching” of resources between the cascading profile (replication services), and a leaf profile (for example the Array Profile), where the remote resources are contained. The cascading provider ensures that the leaf resources represent real instances of ComputerSystem, ProtocolEndpoint, and storage objects such as StorageVolume in the Cascading Profile. Furthermore, the cascading provider shall ensure that state and status properties such as OperationalStatus and CopyState have consistent values between the leaf and real resources.

The replication service relies on other profiles to facilitate access to the leaf resources. For example, the RemoteServiceAccessPoint instance identifies the necessary information to establish access to the leaf system’s resources. See Figure 143 for an instance diagram of establishing access to the leaf resources. This figure also shows instances of additional objects inherited from the class ServiceAccessPoint that can facilitate access to remote resources.

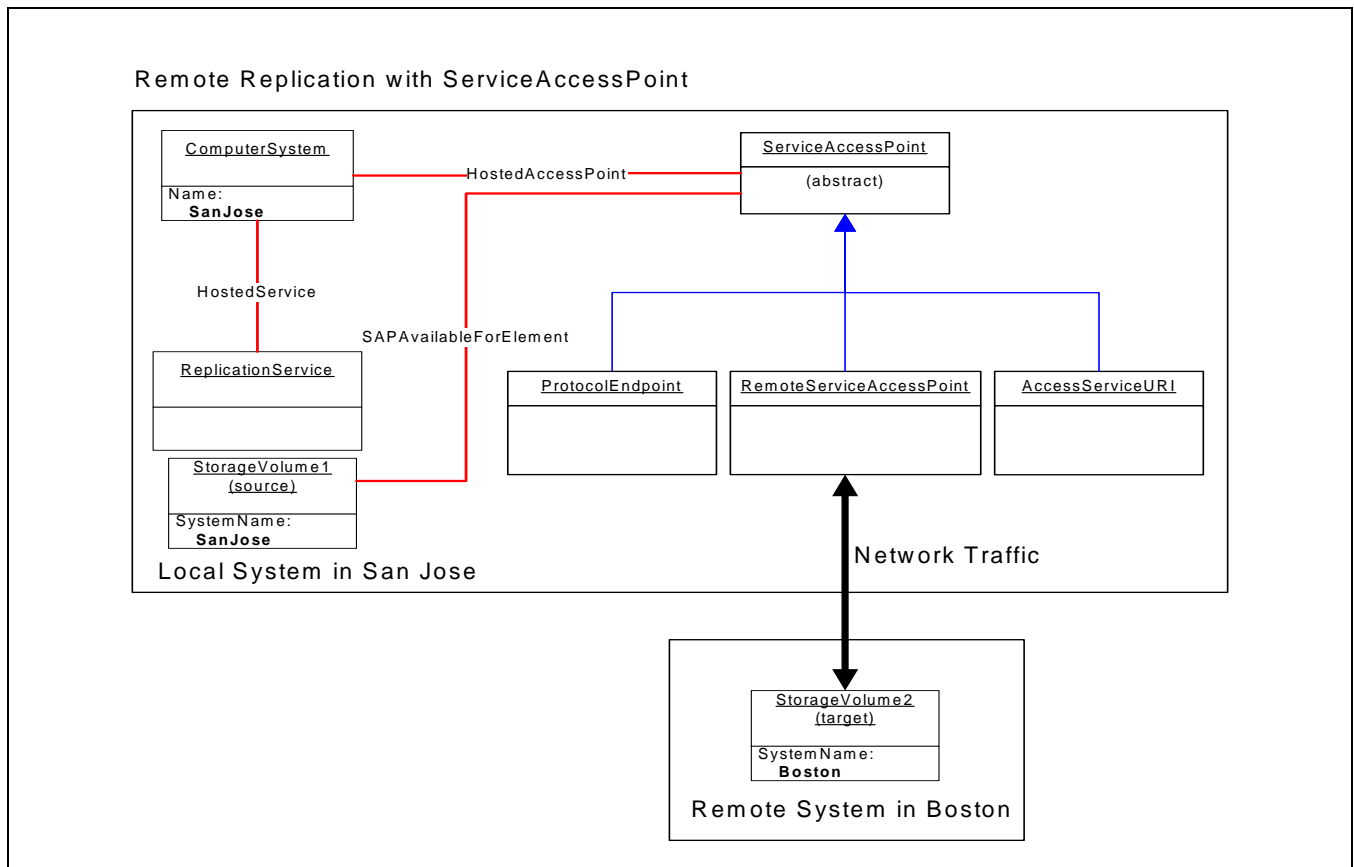


Figure 143 - Instance Diagram for Access to Leaf Resources

26.3.1 ServiceAccessPoint and SharedSecret Instances

Access to remote resources may require an instance of ServiceAccessPoint such as RemoteServiceAccessPoint (inherited from ServiceAccessPoint) and its associated SharedSecret instance, which describes response to a challenge question (i.e., password).

Figure 144 shows an instance of ServiceAccessPoint associated to an instance of SharedSecret via the CredentialContext association.

The method AddServiceAccessPoint (26.5.2.16) and the method AddSharedSecret (26.5.2.17) can be used to create the required instances.

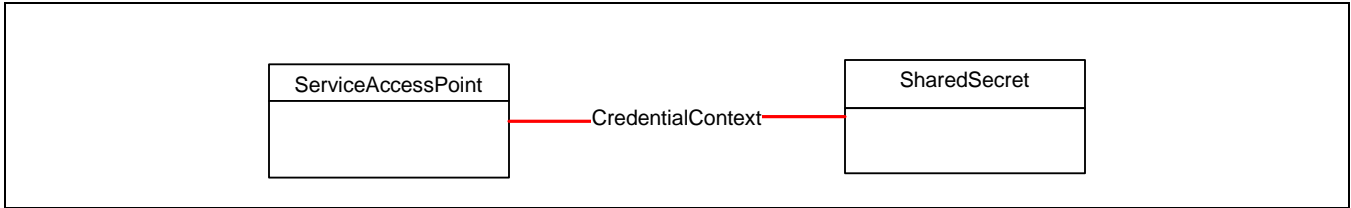


Figure 144 - Instance of ServiceAccessPoint

26.3.2 Cascading Support

Figure 145 illustrates the Replication Services support for cascading.

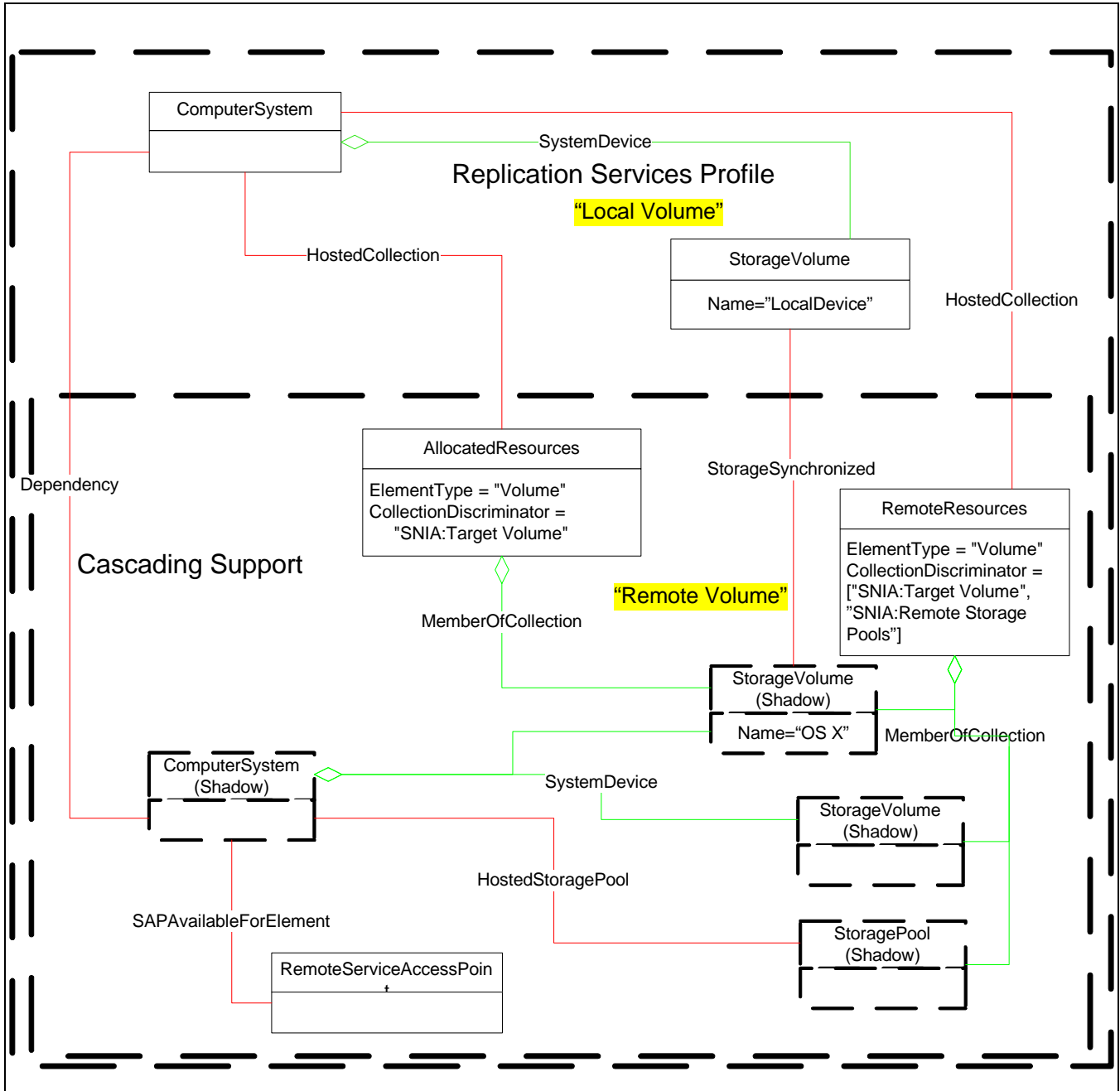


Figure 145 - Replication Services support for Cascading

The embedded dashed box in the figure illustrates the classes and associations of the cascading support. The dashed classes are shadow of instances provided by the remote system. The collection **AllocatedResources** collects all the components in use by the replication service. The **RemoteResources** collection collects all components (**StorageVolumes**, **LogicalDisks**, **StoragePools**, etc.) accessible to the replication service (whether used or not).

Figure 146 shows cascading support utilizing replication groups.

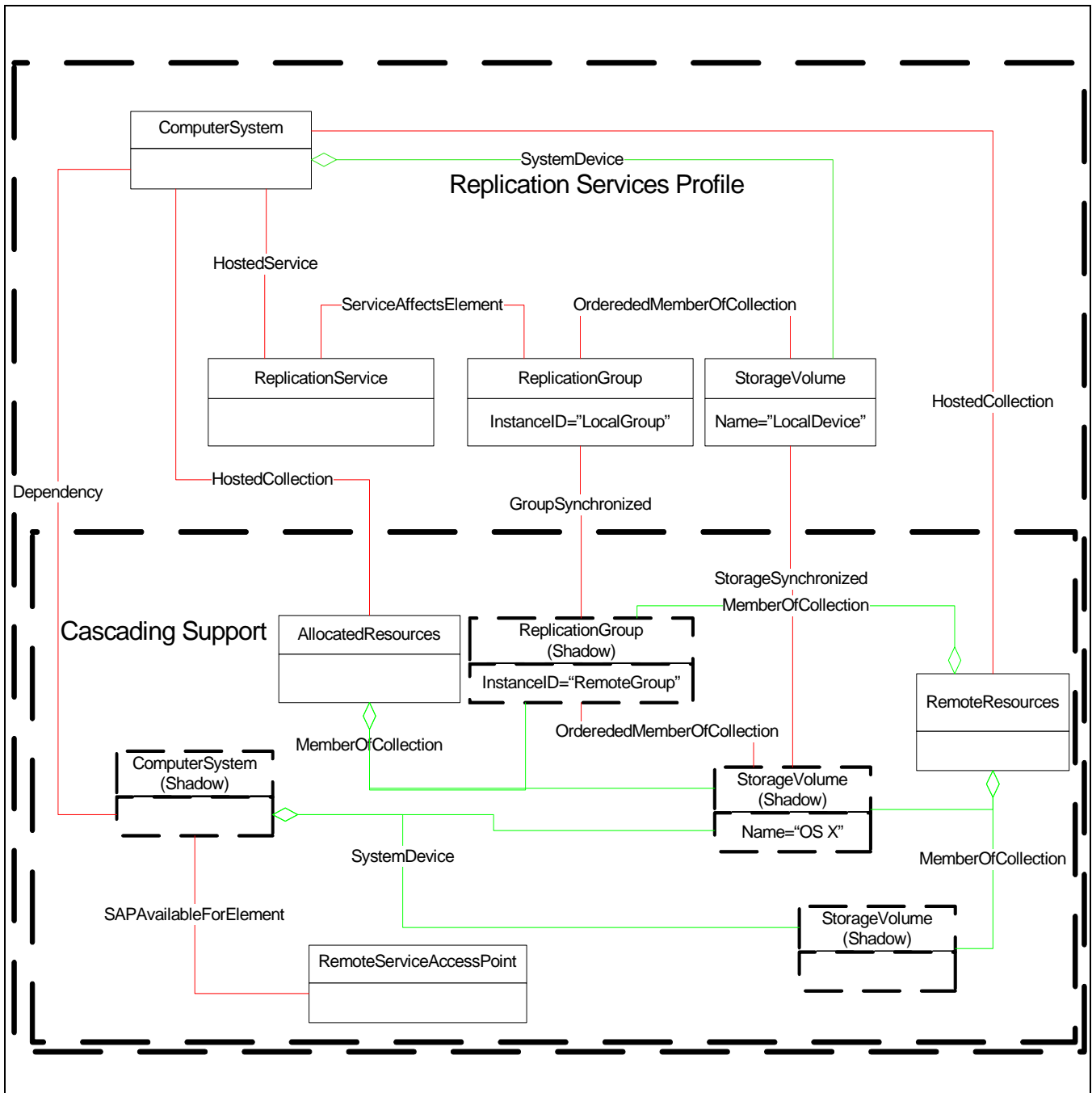


Figure 146 - Cascading and Replication Groups

26.4 Mapping of Copy Services and Replication Services Properties and Methods

Any action taken using the Replication Services methods is reflected, where applicable, appropriately in the properties used by the Copy Services Subprofile (9 Copy Services Subprofile). The reverse is also true in that any action taken by the Copy Services methods is reflected correctly in the properties used by the Replication Services Profile. Refer to Table 226, "Alignment of SyncType/Mode and CopyType" and Table 227, "Alignment of CopyState and SyncState" for alignment of the specific properties used by Copy Services and this profile.

26.5 Methods of the Profile

The Replication Services Profile has a number of extrinsic methods for group management and replication management. Additionally, there are a number of extrinsic methods in the ReplicationServiceCapabilities that advertise the implemented replication services capabilities. Also, the Profile is dependent on other extrinsic methods provided by the Block Services Package for storage pool and storage element manipulations. Furthermore, the Profile relies on a number of intrinsic methods such as ModifyInstance, DeleteInstance for certain optional capabilities.

All of the Profile extrinsic methods return one of the following status codes. Depending on the error condition, a method may return additional error codes and/or throw an appropriate exception to indicate the error encountered.

- 0: (Job) Completed with no error
- 1: Method not supported
- 4: Failed
- 5: Invalid Parameter
- 4096: Method Parameters Checked - Job Started

For the input/output parameter values, refer to the appropriate MOF files and the value maps.

Table 529 summarizes the extrinsic methods for group management (class ReplicationService).

Table 529 - Extrinsic Methods for Group Management

Method	Described in
CreateGroup()	See 26.5.1.1
DeleteGroup()	See 26.5.1.2
AddMembers()	See 26.5.1.3
RemoveMembers()	See 26.5.1.4

Table 530 summarizes the extrinsic methods for replication management (class ReplicationService).

Table 530 - Extrinsic Methods for Replication Management

Method	Described in
CreateElementReplica()	See 26.5.2.1
CreateGroupReplica()	See 26.5.2.2
CreateListReplica()	See 26.5.2.3
CreateGroupReplicaFromElements()	See 26.5.2.4
CreateSynchronizationAspect()	See 26.5.2.5
ModifyReplicaSynchronization()	See 26.5.2.6
ModifyListSynchronization()	See 26.5.2.7
ModifySettingsDefineState()	See 26.5.2.8
ModifyListSettingsDefineState()	See 26.5.2.9
GetAvailableTargetElements()	See 26.5.2.10

Table 530 - Extrinsic Methods for Replication Management

Method	Described in
GetPeerSystems()	See 26.5.2.11
GetServiceAccessPoints()	See 26.5.2.14
GetReplicationRelationships()	See 26.5.2.12
GetReplicationRelationshipInstances()	See 26.5.2.13
AddReplicationEntity	See 26.5.2.15
AddServiceAccessPoint	See 26.5.2.16
AddSharedSecret	See 26.5.2.17
CreateRemoteReplicationCollection()	See 26.5.2.18
AddToRemoteReplicationCollection()	See 26.5.2.19
RemoveFromRemoteReplicationCollection()	See 26.5.2.20

Table 531 summarizes the extrinsic methods for examining the implemented capabilities (class **ReplicationServiceCapabilities**). The majority of these methods accept the ReplicationType as an input parameter. The supplied ReplicationType must be a supported replication type corresponding to the property ReplicationServicesCapabilities.SupportedReplicationTypes; otherwise the method returns “Not Supported” (or throws a “Not Supported” exception).

Table 531 - Extrinsic Methods for Getting Supported Capabilities

Method	Described in
ConvertSyncTypeToReplicationType()	See 26.5.3.1
ConvertReplicationTypeToSyncType()	See 26.5.3.2
GetSupportedFeatures()	See 26.5.3.3
GetSupportedGroupFeatures()	See 26.5.3.4
GetSupportedCopyStates()	See 26.5.3.5
GetSupportedGroupCopyStates()	See 26.5.3.6
GetSupportedWaitForCopyStates()	See 26.5.3.7
GetSupportedConsistency()	See 26.5.3.8
GetSupportedOperations()	See 26.5.3.9
GetSupportedGroupOperations()	See 26.5.3.10
GetSupportedListOperations()	See 26.5.3.11
GetSupportedSettingsDefineStateOperations()	See 26.5.3.12
GetSupportedThinProvisioningFeatures()	See 26.5.3.13
GetSupportedMaximum()	See 26.5.3.14
GetDefaultConsistency()	See 26.5.3.15
GetDefaultGroupPersistency()	See 26.5.3.16
GetSupportedReplicationSettingData	See 26.5.3.17
GetDefaultReplicationSettingData()	See 26.5.3.18

Table 531 - Extrinsic Methods for Getting Supported Capabilities

Method	Described in
GetSupportedConnectionFeatures()	See 26.5.3.19
GetSupportedStorageCompressionFeatures()	See 26.5.3.20
GetSynchronizationSupported()	See 26.5.3.21
GetSupportedTokenizedReplicationType()	See 26.5.3.22

26.5.1 Group Management Methods

26.5.1.1 CreateGroup

```
uint32 ReplicationService.CreateGroup(
    [IN] string GroupName,
    [IN] CIM_LogicalElement REF Members[],
    [IN] boolean Persistent,
    [IN] boolean DeleteOnEmptyElement,
    [IN] boolean DeleteOnUnassociated,
    [IN] CIM_ServiceAccessPoint REF ServiceAccessPoint,
    [OUT] CIM_ReplicationGroup REF ReplicationGroup,
    [IN, EmbeddedInstance ( "CIM_ReplicationSettingData" ) ]
    string ReplicationSettingData );
```

This method allows a client to create a new replication group. Any required associations (such as HostedCollection) are created in addition to the instance of the group. The parameters are as follows:

- **GroupName:** If nameable, represents a user friendly name for the group being created. If null or not nameable, then the implementation assigns a name.
- **Members[]:** An array of strings containing object references to the elements to add to the group -- order is maintained. If null, the group will be empty, assuming empty groups are supported. Duplicates members are not allowed.
- **Persistent:** If true, the group must persist across Provider reboots (group is not temporary). If null, the implementation decides. Use the intrinsic method `ModifyInstance` to change Persistency of a group if the group persistency is supported by the implementation.
- **DeleteOnEmptyElement:** If true and empty groups are allowed, the group will be deleted when the last element is removed from the group. If empty groups are not allowed, the group will be deleted automatically when the group becomes empty. If this parameter is not null, its value will be used to set the group's `DeleteOnEmptyElement` property. Use the intrinsic method `ModifyInstance` to change this property after the group is created.
- **DeleteOnUnassociated:** If true, the group will be deleted when the group is no longer associated with another group. This can happen if all synchronization associations to the individual elements of the group are "deleted". If this parameter is not null, its value will be used to set the group's `DeleteOnUnassociated` property. Use the intrinsic method `ModifyInstance` to change this property after the group is created.
- **ServiceAccessPoint:** Reference to access point information to allow the service to create a group on a remote system. If null, the group is created on the local system.
- **ReplicationGroup:** If the method completes successfully, then the `ReplicationGroup` is a reference to the group that is created.

- **ReplicationSettingData:** If supplied, it provides additional replication settings for the method. For example, to supply the “Description” for the created group.

This method returns the following additional values/statuses:

- If groups are not nameable and a name is supplied, the method returns 7 (“Groups are not nameable”) or throws an appropriate exception.
- If the **ServiceAccessPoint** is not specified, the replication group is created on the system hosting the replication service, via the **HostedService** association.

26.5.1.2 DeleteGroup

```
uint32 ReplicationService.DeleteGroup(
    [IN, Required] CIM_ReplicationGroup REF ReplicationGroup,
    [IN] CIM_ServiceAccessPoint REF ServiceAccessPoint,
    [IN] boolean RemoveElements,
    [IN, EmbeddedInstance ( "CIM_ReplicationSettingData" ) ]
    string ReplicationSettingData );
```

This method allows a client to delete a replication group. All associations to the deleted group are also removed as part of the action. The parameters are as follows:

- **ReplicationGroup:** This is a reference to the group that the client wants to delete.
- **ServiceAccessPoint:** Reference to access point information to allow the service to delete the group on a remote system. If null, the group is on the local system.
- **RemoveElements:** The client can request to delete the group even if it is not empty. If one or more elements in the group are in a replication relationship, **RemoveElements** is ignored.
- **ReplicationSettingData:** If supplied, it provides additional replication settings for the method. For example, what should happen **OnGroupOrListError**.

This method returns the following additional values/statuses:

- If an element in the group is in a replication association, the method returns 7 (“One or more element in a replication relationship”) or throws an appropriate exception.

26.5.1.3 AddMembers

```
uint32 ReplicationService.AddMembers(
    [IN] CIM_LogicalElement REF Members[],
    [IN, Required] CIM_ReplicationGroup REF ReplicationGroup,
    [IN] CIM_ServiceAccessPoint REF ServiceAccessPoint,
    [IN, EmbeddedInstance ( "CIM_ReplicationSettingData" ) ]
    string ReplicationSettingData );
```

This method allows a client to add members to an existing replication group. The parameters are as follows:

- **Members[]:** An array of strings containing object references to the new elements to add to the replication group. The new elements are added at the end of current members of the replication group. Duplicate members are not allowed.
- **ReplicationGroup:** A reference to an existing replication group.

- **ServiceAccessPoint:** Reference to access point information to allow the service to access the group on a remote system. If null, the group is on the local system.
- **ReplicationSettingData:** If supplied, it provides additional replication settings for the method. For example, what should happen `OnGroupOrListError`.

26.5.1.4 RemoveMembers

```
uint32 ReplicationService.RemoveMembers(
    [IN] CIM_LogicalElement REF Members[],
    [IN] boolean DeleteOnEmptyElement,
    [IN, Required] CIM_ReplicationGroup REF ReplicationGroup,
    [IN] CIM_ServiceAccessPoint REF ServiceAccessPoint,
    [IN, EmbeddedInstance ( "CIM_ReplicationSettingData" ) ]
    string ReplicationSettingData );
```

This method allows a client to remove members from an existing replication group. If empty replication groups are not supported by the implementation, deleting all members will delete the group. The parameters are as follows:

- **Members[]:** An array of strings containing object references to the elements to remove from the replication group. Attempting to remove a member that is not in the replication group, returns an error.
- **DeleteOnEmptyElement:** If true and removal of the members causes the group to become empty, the group will be deleted. Note, if empty groups are not allowed, the group will be deleted automatically when the group becomes empty. If this parameter is not null, it overrides the group's property `DeleteOnEmptyElement`.
- **ReplicationGroup:** A reference to an existing replication group.
- **ServiceAccessPoint:** Reference to access point information to allow the service to access the group on a remote system. If null, the group is on the local system.
- **ReplicationSettingData:** If supplied, it provides additional replication settings for the method. For example, what should happen `OnGroupOrListError`.

This method returns the following additional values/statuses:

- Attempting to remove a group member that is in a replication association, returns 7 ("One or more element in a replication relationship") or throws an appropriate exception.

26.5.2 Replication Management Methods

26.5.2.1 CreateElementReplica

```
uint32 ReplicationService.CreateElementReplica(
    [IN] string ElementName,
    [IN, Required] uint16 SyncType,
    [IN] uint16 Mode,
    [IN, Required] CIM_LogicalElement REF SourceElement,
    [IN] CIM_ServiceAccessPoint REF SourceAccessPoint,
    [IN, OUT] CIM_LogicalElement REF TargetElement,
    [IN] CIM_ServiceAccessPoint REF TargetAccessPoint,
    [IN, EmbeddedInstance("CIM_ReplicationSettingData")]
    string ReplicationSettingData,
    [OUT] CIM_ConcreteJob REF Job,
    [OUT] CIM_Synchronized REF Synchronization,
```


Replication Services Profile

```
[IN] CIM_SettingData REF TargetSettingGoal,  
[IN] CIM_ResourcePool REF TargetPool,  
[IN] uint16 WaitForCopyState,  
[IN] CIM_ConnectivityCollection REF ConnectivityCollection);
```

This method allows a client to create (or start a job to create) a new storage object which is a replica of the specified source storage object (SourceElement). The parameters are as follows:

- **ElementName:** A end user relevant name for the element being created. If null, then a system supplied name is used. The value will be stored in the 'ElementName' property for the created element.
- **SyncType:** Describes the type of copy that will be made. For example, Mirror, Snapshot, and Clone.
- **Mode:** Describes whether the target elements will be updated synchronously or asynchronously.
- **SourceElement:** The source storage object which may be a StorageVolume or storage object.
- **SourceAccessPoint:** Reference to source access point information. If null, service does not need access information to access the source element.
- **TargetElement:**
 - As an input, refers to a target element to use. If a target element is not supplied, the implementation may locate or create a suitable target element. See 26.5.3.17 "GetSupportedReplicationSettingData".
 - As an output, refers to the created target storage element (i.e., the replica). If a job is created, the target element may not be available immediately.
- **TargetAccessPoint:** Reference to target access point information. If null, service does not need access information to access the target element.
- **ReplicationSettingData:** If provided, it overrides the default replication setting data for the given SyncType. If not provided, the implementation uses the default replication setting data.
- **Job:** If a Job is created as a side-effect of the execution of the method, then a reference to that Job is returned through this parameter (may be null if job is completed).
- **Synchronization:** Refers to the created association between the source and the target element. If a job is created, this parameter may be null, unless the association is actually formed.
- **TargetSettingGoal:** The definition for the StorageSetting to be maintained by the target storage object (the replica). If a target element is supplied, this parameter shall be null.
- **TargetPool:** The underlying storage for the target element (the replica) will be drawn from TargetPool if specified, otherwise the allocation is implementation specific. If a target element is supplied, this parameter shall be null.
- **WaitForCopyState:** Before returning, the method shall wait until this CopyState is reached. For example, CopyState of Initialized means associations have been established, but there is no data flow. CopyState of Synchronized indicates the replica is an exact copy of the source element. CopyState of UnSynchronized means copy operation is in progress (see Table 527 for the CopyStates).
- **ConnectivityCollection:** Reference to the ConnectivityCollection - for example, a RemoteReplicationCollection. Since a RemoteReplicationCollection aggregates the ProtocolEndpoints that provide the paths to a remote system, generally, it is not necessary to supply both the ConnectivityCollection and the ServiceAccessPoint.

Method Notes:

- Creates a storage element of the same type as the source element.
- If the TargetElement, the TargetPool, or the TargetAccessPoint are not specified, the TargetElement is created on the system hosting the replication service, via the HostedService association. Additionally, when required, the created TargetElement will have the applicable association to the top level ComputerSystem. For example, if the TargetElement is a StorageVolume, the created TargetElement will have a SystemDevice association to the top level computer system.
- Creates a StorageSynchronized association.
- Creates SystemDevice, AllocatedFromStoragePool, and ElementSettingData associations to the newly created target element.
- May create BasedOn and ReplicaPoolForStorage associations.

Table 532 shows selected optional parameters that can interact.

Table 532 - Selected CreateElementReplica optional parameters

TargetElement	TargetSettingGoal	TargetPool	Comment
Null	Null	Null	Implementation locates/creates target element*
Supplied	Null	Null	
Null	Supplied	Null	Goal is used to locate/create target element*
Null	Supplied	Supplied	Goal is used to locate/create target element* in the supplied Pool
Null	Null	Supplied	Pool is used to locate/create target element* in Pool. Implementation determines the Goal

NOTE * See capabilities (Table 550, "Target Element Suppliers") for whether implementation locates/creates target elements.

26.5.2.2 CreateGroupReplica

```

uint32 ReplicationService.CreateGroupReplica(
    [IN] string RelationshipName,
    [IN, Required] uint16 SyncType,
    [IN] uint16 Mode,
    [IN] CIM_ReplicationGroup REF SourceGroup,
    [IN] CIM_LogicalElement REF SourceElement,
    [IN] CIM_ServiceAccessPoint REF SourceAccessPoint,
    [IN, OUT] CIM_ReplicationGroup REF TargetGroup,
    [IN] uint64 TargetElementCount,
    [IN] CIM_ServiceAccessPoint REF TargetAccessPoint,
    [IN] uint16 Consistency,
    [IN, EmbeddedInstance("CIM_ReplicationSettingData")]
    string ReplicationSettingData,
    [OUT] CIM_ConcreteJob REF Job,
    [OUT] CIM_Synchronized REF Synchronization,

```

Replication Services Profile

```
[IN] CIM_SettingData REF TargetSettingGoal,  
[IN] CIM_ResourcePool REF TargetPool,  
[IN] uint16 WaitForCopyState,  
[IN] CIM_ConnectivityCollection REF ConnectivityCollection );
```

This method allows a client to create (or start a job to create) a new group of storage objects which are replicas of the specified source storage or a group of source storage objects (SourceElements). The parameters are as follows:

- **RelationshipName:** A user relevant name for the relationship between the source and target groups or between a source element and a target group (i.e., one-to-many). If null, the implementation assigns a name. If the individual target elements require an ElementName, a name would be constructed using RelationshipName (or ReplicationSettingData.ElementName) as prefix followed by \"_n\" sequence number, where n is a number beginning with 1.

If the method is expected to create the target group, and the parameter ReplicationSettingData is supplied, the property ReplicationSettingData.ElementName may be used as the group name.

- **SyncType:** See CreateElementReplica's parameters (26.5.2.1).
- **Mode:** See CreateElementReplica's parameters (26.5.2.1).
- **SourceGroup:** A group of source storage objects which may be a StorageVolume or storage object. If this parameter is not supplied, SourceElement is required. Both SourceGroup and SourceElement shall not be supplied.
- **SourceElement:** The source storage object which may be a StorageVolume or storage object. If this parameter is not supplied, SourceGroup is required. Both SourceGroup and SourceElement shall not be supplied.
- **SourceAccessPoint:** Reference to source access point information. If null, service does not need access information to access the source elements/group.
- **TargetGroup:**
 - As an input, refers to a target group to use.
 - As an output, refers to the created target group (i.e., the replica group). If a job is created, the target group may not be available immediately. If TargetGroup is supplied, TargetElementCount shall be null.
- **TargetElementCount:** This parameter applies to one-source-to-many-target elements. If TargetGroup is supplied, this parameter shall be null.
- **TargetAccessPoint:** Reference to target access point information. If null, service does not need access information to access the target elements/group.
- **Consistency:** This parameter overrides the default group consistency. For example, "No Consistency", "Sequential Consistency".
- **ReplicationSettingData:** See CreateElementReplica's parameters (26.5.2.1).
- **Job:** See CreateElementReplica's parameters (26.5.2.1).
- **Synchronization:** Refers to the created association between the source element (or source replication group) and the target replication group. If a job is created, this parameter may be null, unless the association is actually formed.
- **TargetSettingGoal:** See CreateElementReplica's parameters (26.5.2.1).

- TargetPool: See CreateElementReplica’s parameters (26.5.2.1).
- WaitForCopyState: See CreateElementReplica’s parameters (26.5.2.1).
- ConnectivityCollection: See CreateElementReplica’s parameters (26.5.2.1).

Method Notes:

- Creates storage elements of the same type as the source element(s).
- If the TargetGroup or the TargetAccessPoint are not specified, the TargetGroup is created on the system hosting the replication service, via the HostedService association.
- Creates StorageSynchronized and GroupSynchronized associations.
- Creates SystemDevice, AllocatedFromStoragePool, and ElementSettingData associations to the newly created target elements.
- May create BasedOn and ReplicaPoolForStorage associations.

Table 533 shows selected optional parameters that can interact.

Table 533 - Selected CreateGroupReplica optional parameters

TargetGroup	TargetElementCount	TargetSettingGoal	TargetPool	Comment
Null	Null	Null	Null	Implementation locates/creates target elements*
Supplied	Null	Null	Null	
Supplied	Supplied	Null	Null	An illegal combination.
Null	Supplied	Null	Null	Implementation locates/creates target elements*
Null	Supplied	Supplied	Null	Goal is used to locate/create target elements*
Null	Supplied	Supplied	Supplied	Goal is used to locate/create target elements* in the supplied Pool
Null	Null	Supplied	Null	Goal is used to locate/create target elements*
Null	Null	Supplied	Supplied	Goal is used to locate/create target elements in the supplied Pool
Null	Null	Null	Supplied	Pool is used to locate/create target elements* in Pool. Implementation determines the Goal

NOTE * See capabilities (Table 550, “Target Element Suppliers”) for whether implementation locates/creates target elements.

26.5.2.3 CreateListReplica

```

uint32 ReplicationService.CreateListReplica(
    [IN] string ElementNames[],
    [IN, Required] uint16 SyncType,
    [IN] uint16 Mode,
    [IN, Required] CIM_LogicalElement REF SourceElements[],
    [IN] CIM_ServiceAccessPoint REF SourceAccessPoint,
    [IN, OUT] CIM_LogicalElement REF TargetElements[],
    [IN] CIM_ServiceAccessPoint REF TargetAccessPoint,
    [IN, EmbeddedInstance("CIM_ReplicationSettingData")]
    string ReplicationSettingData,
    [OUT] CIM_ConcreteJob REF Job,
    [OUT] CIM_Synchronized REF Synchronizations[],
    [IN] CIM_SettingData REF TargetSettingGoal,
    [IN] CIM_ResourcePool REF TargetPool,
    [IN] uint16 WaitForCopyState,
    [IN] CIM_ConnectivityCollection REF ConnectivityCollection );

```

This method allows a client to create (or start a job to create) new storage objects which are a replica of the corresponding specified source storage object (an element of the SourceElements). The parameters are as follows:

- ElementNames: An array of end user relevant names for the elements being created. If null, then a system supplied name is used. The value will be stored in the 'ElementName' property for the created element. The first element of the array ElementNames is assigned to the first replica, the second element to the second replica and so on. If there are more SourceElements entries than ElementNames, the system supplied name is used.
- SyncType: Describes the type of copy that will be made. For example, Mirror, Snapshot, and Clone. The same SyncType is applied to all SourceElements entries.
- Mode: Describes whether the target elements will be updated synchronously or asynchronously. The same Mode is applied to all SourceElements entries.
- SourceElements: An array of source storage objects which may be StorageVolumes or storage objects. All the source elements shall be of the same type -- for example, all StorageVolumes.
- SourceAccessPoint: Reference to source access point information. If null, service does not need access information to access the source element. The same SourceAccessPoint applies to all SourceElements entries.
- TargetElements:
 - As an input, refers to an array of target elements to use. If specified, the elements will match one to one with SourceElements[]. If a target elements are not supplied, the implementation may locate or create a suitable target elements. See 26.5.3.17 "GetSupportedReplicationSettingData".
 - As an output, refers to the created target storage elements (i.e., the replicas). If a job is created, the target elements may not be available immediately.
- TargetAccessPoint: Reference to target access point information. If null, service does not need access information to access the target element. The same TargetAccessPoint applies to all TargetElements entries.

- **ReplicationSettingData:** If provided, it overrides the default replication setting data for the given SyncType. If not provided, the implementation uses the default replication setting data. The same ReplicationSettingData applies to SourceElements entries.
- **Job:** If a Job is created as a side-effect of the execution of the method, then a reference to that Job is returned through this parameter (may be null if job is completed).
- **Synchronizations:** Refers to an array of created associations between the source and the target elements. If a job is created, this parameter may be null, unless the associations are actually formed.
- **TargetSettingGoal:** The definition for the StorageSetting to be maintained by the target storage object (the replica). If a target element is supplied, this parameter shall be null. The same TargetSettingGoal applies to all TargetElements entries.
- **TargetPool:** The underlying storage for the target element (the replica) will be drawn from TargetPool if specified, otherwise the allocation is implementation specific. If a target element is supplied, this parameter shall be null. The same TargetPool applies to all TargetElement entries.
- **WaitForCopyState:** Before returning, the method shall wait until this CopyState is reached for all Synchronizations. For example, CopyState of Initialized means associations have been established, but there is no data flow. CopyState of Synchronized indicates the replicas are an exact copy of the corresponding source element. CopyState of UnSynchronized means copy operation is in progress (see Table 527 for the CopyStates).
- **ConnectivityCollection:** See CreateElementReplica's parameters (26.5.2.1).

Method Notes:

- Creates a storage elements of the same type as the source elements.
- If the TargetElements, the TargetPool, or the TargetAccessPoint are not specified, the TargetElements are created on the system hosting the replication service, via the HostedService association. Additionally, when required, the created TargetElements will have the applicable associations to the top level ComputerSystem. For example, if the TargetElements are StorageVolumes, the created TargetElements will have SystemDevice associations to the top level computer system.
- Creates the StorageSynchronized associations.
- Creates SystemDevice, AllocatedFromStoragePool, and ElementSettingData associations to the newly created target elements.
- May create BasedOn and ReplicaPoolForStorage associations.

Table 534 shows selected optional parameters that can interact.

Table 534 - Selected CreateListReplica optional parameters

TargetElements	TargetSettingGoal	TargetPool	Comment
Null	Null	Null	Implementation locates/creates target elements*
Supplied	Null	Null	
Null	Supplied	Null	Goal is used to locate/create target elements*
Null	Supplied	Supplied	Goal is used to locate/create target elements* in the supplied Pool

Table 534 - Selected CreateListReplica optional parameters

TargetElements	TargetSettingGoal	TargetPool	Comment
Null	Null	Supplied	Pool is used to locate/create target elements* in Pool. Implementation determines the Goal

NOTE *See capabilities (Table 550, "Target Element Suppliers") for whether implementation locates/creates target elements.

26.5.2.4 CreateGroupReplicaFromElements

```
uint32 ReplicationService.CreateGroupReplicaFromElements(
    [IN]    string RelationshipName,
    [IN, Required]  uint16 SyncType,
    [IN]    uint16 Mode,
    [IN,OUT]  CIM_ReplicationGroup REF SourceGroup,
    [IN]    CIM_LogicalElement REF SourceElements[],
    [IN, OUT]  string SourceGroupName,
    [IN]    CIM_ServiceAccessPoint REF SourceAccessPoint,
    [IN, OUT]  CIM_ReplicationGroup REF TargetGroup,
    [IN]    CIM_ServiceAccessPoint REF TargetAccessPoint,
    [IN]    uint16 Consistency,
    [IN, EmbeddedInstance("CIM_ReplicationSettingData")]
    string ReplicationSettingData,
    [OUT]    CIM_ConcreteJob REF Job,
    [OUT]    CIM_Synchronized REF Synchronization,
    [IN]    CIM_SettingData REF TargetSettingGoal,
    [IN]    CIM_ResourcePool REF TargetPool,
    [IN]    uint16 WaitForCopyState,
    [IN]    CIM_ConnectivityCollection REF ConnectivityCollection );
```

This method allows a client to create (or start a job to create) a new group of storage objects which are replicas of the specified source storage objects (SourceElements). This method combines the functionality of CreateGroup and CreateGroupReplica in that the methods accepts a list of source elements and creates the source group, and the target group, if not supplied.

The parameter SourceGroupName corresponds to the parameter GroupName as defined in the CreateGroup method.

For the explanation of the parameters, see the methods CreateGroup (26.5.1.1) and CreateGroupReplica (26.5.2.2).

26.5.2.5 CreateSynchronizationAspect

```
uint32 ReplicationService.CreateSynchronizationAspect(
    [IN]    string Name,
    [IN, Required]  uint16 SyncType,
    [IN]    uint16 Mode,
    [IN]    CIM_ReplicationGroup REF SourceGroup,
    [IN]    CIM_ManagedElement REF SourceElement,
    [IN]    CIM_ServiceAccessPoint REF SourceAccessPoint,
    [IN]    uint16 Consistency,
```

```
[IN, EmbeddedInstance ( "CIM_ReplicationSettingData" )]
    string ReplicationSettingData,
[OUT] CIM_ConcreteJob REF Job,
[OUT] CIM_SettingsDefineState REF SettingsState );
```

This method allows a client to create (or start a job to create) new instances of SynchronizationAspect that are associated to the source element (or a group of source elements) via the SettingsDefineState associations. This representation may be of a form of pointers or a series of checkpoints that keep track of the source element data for the created point-in-time.

This method does not include a target element, however, a target element can be added subsequently using the ModifySettingsDefineState method.

The method creates individual associations between the source elements and the instances of SynchronizationAspect.

The parameters are as follows:

- Name: A end user relevant name. If null, then a system supplied default name can be used. The value will be stored in the ElementName or relationship name depending on whether an element is created or a group.
- SyncType: See CreateElementReplica's parameters (26.5.2.1).
- Mode: See CreateElementReplica's parameters (26.5.2.1).
- SourceGroup: See parameters in 26.5.2.2 "CreateGroupReplica".
- SourceElement: See CreateGroupReplica's parameters (26.5.2.2). The source element may also be an instance of another SynchronizationAspect.
- SourceAccessPoint: Reference to source access point information. If null, service does not need access information to access the source element/group.
- Consistency: See CreateGroupReplica's parameters (26.5.2.2)
- ReplicationSettingData: See CreateElementReplica's parameters (26.5.2.1).
- Job: See CreateElementReplica's parameters (26.5.2.1).
- SettingsState: Refers to the created association between the source element or group and the instance of the SynchronizationAspect. If a job is created, this parameter may be null, unless the association is actually formed.

Method Notes:

- May create an instance of SynchronizationAspect if an appropriate one does not exist already.
- May create ReplicaPoolForStorage associations.

26.5.2.6 ModifyReplicaSynchronization

```
uint32 ReplicationService.ModifyReplicaSynchronization(
    [IN, Required]    uint16 Operation,
    [IN, Required]    CIM_Synchronized REF Synchronization,
    [IN, EmbeddedInstance ( "CIM_ReplicationSettingData" )]
        string ReplicationSettingData,
    [IN]    CIM_StorageSynchronized REF SyncPair[],
    [OUT]    CIM_ConcreteJob REF Job,
```



```
[IN]    boolean Force,
[OUT]   CIM_SettingsDefineState REF SettingsState,
[IN]    uint16 WaitForCopyState);
```

This method allows a client to modify (or start a job to modify) the synchronization association between two storage objects or replication groups. The parameters are as follows:

- **Operation:** This parameter describes the type of modification to be made to the replica and/or to the related associations, for example, *Split*.
- **Synchronization:** The reference to the replication association describing the elements/groups relationship that is to be modified.
- **ReplicationSettingData:** See *CreateElementReplica's* parameters (26.5.2.1).
- **SyncPair[]:** This parameter applies to *AddSyncPair/RemoveSyncPair* Operations. It allows a client to form a *StorageSynchronized* association between source and target elements and then add the association to existing source and target groups. Alternatively, a client can remove a *StorageSynchronized* association from source and target groups.
- **Job:** See *CreateElementReplica's* parameters (26.5.2.1).
- **SettingsState:** Reference to the association between the source or group element and an instance of *SynchronizationAspect*. This parameters applies to operations such as *Dissolve*, which dissolves the *Synchronized* relationship, but causes the *SettingsDefineState* association to be created. Depending on the implementation, *Deactivate* may also return a *SettingsState*.
- **Force:** Some operations may cause an inconsistency among the target elements. If true, the client is not warned and the operation is performed if possible.
- **WaitForCopyState:** See *CreateElementReplica's* parameters (26.5.2.1).

26.5.2.7 ModifyListSynchronization

```
uint32 ReplicationService.ModifyListSynchronization(
    [IN, Required]    uint16 Operation,
    [IN, Required]    CIM_Synchronized REF Synchronization[],
    [IN, EmbeddedInstance ( "CIM_ReplicationSettingData" )]
        string ReplicationSettingData,
    [OUT]   CIM_ConcreteJob REF Job,
    [IN]    boolean Force,
    [IN]    uint16 WaitForCopyState);
```

This method allows a client to modify (or start a job to modify) a list of synchronization associations between two storage objects or replication groups. The parameters are as follows:

- **Operation:** This parameter describes the type of modification to be made to the replica and/or to the related associations, for example, *Split*.
- **Synchronization:** An array of references to the replication association describing the elements/groups relationship that is to be modified. All elements of the this array shall of the same concrete class, i.e., *StorageSynchronized* or *GroupSynchronized*, and shall have the same *SyncType*, the same *Mode*, and the *Operation* must be valid for the *ReplicationType* -- *SyncType*, *Mode*, *Local/Remote*.
- **ReplicationSettingData:** See *CreateElementReplica's* parameters (26.5.2.1).
- **Job:** See *CreateElementReplica's* parameters (26.5.2.1).

- Force: Some operations may cause an inconsistency among the target elements. If true, the client is not warned and the operation is performed if possible.
- WaitForCopyState: See CreateElementReplica's parameters (26.5.2.1). All the supplied synchronization associations must reach at least the specified CopyState before the method returns.

26.5.2.8 ModifySettingsDefineState

```
uint32 ReplicationService.ModifySettingsDefineState(
    [IN, Required] uint16 Operation,
    [IN, Required] CIM_SettingsDefineState REF SettingsState,
    [IN, OUT] CIM_LogicalElement REF TargetElement,
    [IN, OUT] CIM_ReplicationGroup REF TargetGroup,
    [IN] uint64 TargetElementCount,
    [IN] CIM_ServiceAccessPoint REF TargetAccessPoint,
    [OUT] CIM_Synchronized REF Synchronization,
    [IN, EmbeddedInstance ( "CIM_ReplicationSettingData" )]
    string ReplicationSettingData,
    [OUT] CIM_ConcreteJob REF Job,
    [IN] CIM_SettingData REF TargetSettingGoal,
    [IN] CIM_ResourcePool REF TargetPool,
    [IN] uint16 WaitForCopyState);
```

This method allows a client to modify (or start a job to modify) the SettingsDefineState association between the storage objects and SynchronizationAspect. The modification could range from introducing the target elements, which creates new StorageSynchronized associations, to dissolving the SettingsDefineState associations all together.

With the *Copy To Target* operation, the supplied SettingsState is deleted since an "active" Synchronization is created to associate the source and the target elements (or groups).

The parameters are:

- Operation: This parameter describes the type of modification to be made to the related associations, for example, *Copy To Target*, which initiates the copy operation from the point-in-time view to the supplied targets. With the *Attach To Target* operation, the target simply "points" to the point-in-time view.
- SettingsState: Refers to the associations between the source elements and the SynchronizationAspect instances. If an associated source element is part of a consistency group, all members of the group shall be paired with the appropriate target elements.
- TargetElement: If TargetElement is supplied, TargetGroup and TargetCount shall be null.
 - As an input, if the point-in-time has only one source element, this parameter supplies the target element.
 - As an output, refers to the created target storage element (i.e., the replica). If a job is created, the target element may not be available immediately.
- TargetGroup: If TargetGroup is supplied, TargetElement and TargetElementCount shall be null.
 - As an input, refers to a target group to use. If the source has only one element, the presence of a group creates a one-to-many association between the source and the target elements. If TargetGroup is supplied, TargetElement and TargetCount shall be null."
 - As an output, refers to the created target group (i.e., the replica group). If a job is created, the target group may not be available immediately.

- **TargetElementCount:** This parameter applies to one-source-to-many-target-elements. It is possible to create multiple copies of a source element. If TargetCount is supplied, TargetElement and TargetGroup shall be null.
- **TargetAccessPoint:** Reference to target access point information. If null, service does not need access information to access the target elements/group.
- **Synchronization:** The reference to the replication association describing the elements/groups relationship.
- **ReplicationSettingData:** See CreateElementReplica's parameters (26.5.2.1).
- **Job:** See CreateElementReplica's parameters (26.5.2.1).
- **TargetSettingGoal:** See CreateElementReplica's parameters (26.5.2.1).
- **TargetPool:** See CreateElementReplica's parameters (26.5.2.1).
- **WaitForCopyState:** See CreateElementReplica's parameters (26.5.2.1).

26.5.2.9 ModifyListSettingsDefineState

```
uint32 ReplicationService.ModifyListSettingsDefineState(
    [IN, Required]  uint16 Operation,
    [IN, Required]  CIM_SettingsDefineState REF SettingsStates[],
    [IN, OUT]       CIM_LogicalElement REF TargetElements[],
    [IN, OUT]       CIM_ReplicationGroup REF TargetGroups[],
    [IN]            uint64 TargetElementCount,
    [IN]            CIM_ServiceAccessPoint REF TargetAccessPoint,
    [OUT]           CIM_Synchronized REF Synchronizations[],
    [IN, EmbeddedInstance ( "CIM_ReplicationSettingData" )]
        string ReplicationSettingData,
    [OUT]           CIM_ConcreteJob REF Job,
    [IN]            CIM_SettingData REF TargetSettingGoal,
    [IN]            CIM_ResourcePool REF TargetPool,
    [IN]            uint16 WaitForCopyState);
```

This method is similar to ReplicationService.ModifySettingsDefineState (26.5.2.8), except that it accepts a list of SettingsDefineState associations.

26.5.2.10 GetAvailableTargetElements

```
uint32 ReplicationService.GetAvailableTargetElements(
    [IN, Required]  CIM_LogicalElement REF SourceElement,
    [IN, Required]  uint16 SyncType,
    [IN, Required]  uint16 Mode,
    [IN, EmbeddedInstance ( "CIM_ReplicationSettingData" )]
        string ReplicationSettingData,
    [IN]            CIM_ComputerSystem REF TargetComputerSystem,
    [IN]            CIM_ServiceAccessPoint REF TargetAccessPoint,
    [IN]            CIM_SettingData REF TargetSettingGoal,
    [IN]            CIM_ResourcePool REF TargetPools[],
    [OUT]           CIM_ConcreteJob REF Job,
    [OUT]           CIM_LogicalElement REF Candidates[] );
```

This method allows a client to get (or start a job to get) all of the candidate target elements for the supplied source element. If a job is started, once the job completes, examine the `AffectedJobElement` associations for candidate targets. The parameters are:

- `SourceElement`: The source storage object which may be a `StorageVolume` or storage object.
- `SyncType`: See `CreateElementReplica`'s parameters (26.5.2.1).
- `Mode`: See `CreateElementReplica`'s parameters (26.5.2.1).
- `ReplicationSettingData`: See `CreateElementReplica`'s parameters (26.5.2.1). The parameter is useful for requesting a specific combination of thinly and fully provisioned elements.
- `TargetComputerSystem`: Reference to target computer system. If this parameter and `TargetAccessPoint` are null, only local targets are returned.
- `TargetAccessPoint`: Reference to target access point information. If this parameter and `TargetComputerSystem` are null, only local targets are returned.
- `TargetSettingGoal`: Desired target `StorageSetting`. If null, settings of the source elements shall be used.
- `TargetPools[]`: The storage pools for the target elements. If null, all storage pools (on the given systems) are examined.
- `Job`: See `CreateElementReplica`'s parameters (26.5.2.1).
- `Candidates[]`: The list of the candidate target elements found.

26.5.2.11 GetPeerSystems

```
uint32 ReplicationService.GetPeerSystems(
    [IN]  uint16 Options,
    [OUT] CIM_ConcreteJob REF Job,
    [OUT] CIM_ComputerSystem REF Systems[] );
```

This method allows a client to get (or start a job to get) all of the peer systems. A peer system is a system that is known and visible to the Replication Service. Peer systems are discovered through discovery services and/or implementation specific services. If a job is started, once the job completes, examine the `AffectedJobElement` associations for the peer systems. The parameters are:

- `Options`: This parameter specifies whether to return all known peer systems or only the systems that are currently reachable. If null, all known systems are returned, whether they are currently reachable or not.
- `Job`: See `CreateElementReplica`'s parameters (26.5.2.1).
- `Systems[]`: The list of peer computer systems.

26.5.2.12 GetReplicationRelationships

```
uint32 ReplicationService.GetReplicationRelationships(
    [IN]  uint16 Type,
    [IN]  uint16 SyncType,
    [IN]  uint16 Mode,
    [IN]  uint16 Locality,
    [IN]  uint16 CopyState,
    [OUT] CIM_ConcreteJob REF Job,
    [OUT] CIM_Synchronized REF Synchronizations[] );
```

This method allows a client to get (or start a job to get) all of the synchronization relationships known to the processing replication service. If a job is started, once the job completes, examine the `AffectedJobElement` associations for the synchronization relationships. The parameters are as follows:

- **Type:** The type of synchronization relationships, for example, `StorageSynchronized` or `GroupSynchronized`. If this parameter is not supplied, all such relationships are retrieved.
- **SyncType:** See `CreateElementReplica`'s parameters (26.5.2.1). If this parameter is not supplied, all `SyncTypes` are retrieved.
- **Mode:** See `CreateElementReplica`'s parameters (26.5.2.1). If this parameter is not supplied, all `Modes` are retrieved.
- **Locality:** Describes the desired locality. If this parameter is not supplied, all replication relationships are retrieved, regardless of the locality of elements. Choices are: `Local only` -- Source and target elements are contained in the same system; and `Remote only` -- Source and target elements are contained in two different systems.
- **CopyState:** Only retrieve synchronization relationships that currently this `CopyState` (see Table 527). If this parameter is not supplied, relationships are retrieved regardless of their current `CopyState`.
- **Job:** See `CreateElementReplica`'s parameters (26.5.2.1).
- **Synchronizations[]:** An array of elements found.

26.5.2.13 GetReplicationRelationshipInstances

```
uint32 ReplicationService.GetReplicationRelationshipInstances(
    [IN]  uint16 Type,
    [IN]  uint16 SyncType,
    [IN]  uint16 Mode,
    [IN]  uint16 Locality,
    [IN]  uint16 CopyState,
    [OUT] CIM_ConcreteJob REF Job,
    [OUT, EmbeddedInstance("CIM_Synchronized")]
    string Synchronizations[] );
```

This method allows a client to get (or start a job to get) all of the synchronization relationship instances known to the processing replication service. If a job is started, once the job completes, examine the `AffectedJobElement` associations for the synchronization relationships.

The output parameter `Synchronizations` is an array of embedded instances. For the explanation of the remaining parameters, see the method `ReplicationService.GetReplicationRelationships` (26.5.2.12).

26.5.2.14 GetServiceAccessPoints

```
uint32 ReplicationService.GetServiceAccessPoints(
    [IN]  CIM_ComputerSystem REF System,
    [OUT] CIM_ConcreteJob REF Job,
    [OUT] CIM_ServiceAccessPoint REF ServiceAccessPoints[] );
```

This method allows a client to get (or start a job to get) `ServiceAccessPoints` associated with a peer system. If a job is started, once the job completes, examine the `AffectedJobElement` associations for the peer system's `ServiceAccessPoints`. The parameters are as follows:

- **System:** A reference to the computer system.

- Job: See CreateElementReplica's parameters (26.5.2.1).
- ServiceAccessPoints[]: An array of references to ServiceAccessPoints associated with the supplied system.

26.5.2.15 AddReplicationEntity

```
uint32 ReplicationService.AddReplicationEntity(
    [Required, IN, EmbeddedInstance("CIM_ReplicationEntity")]
    string ReplicationEntity,
    [IN] boolean Persistent,
    [IN] string InstanceNamespace,
    [OUT] CIM_ReplicationEntity REF ReplicationEntityPath);
```

This method allows a client to introduce a new instance of ReplicationEntity in the specified Namespace. The parameters are:

- ReplicationEntity: A required parameter containing the information for the ReplicationEntity.
- Persistent: If true, the instance must persist across a Management Server reboot. If null, the value will be based on the default value of the class in the MOF. Use the intrinsic method ModifyInstance to change the Persistency value.
- InstanceNamespace: Namespace of created instance. If null, created instance will be in the same namespace as the service. Namespace must already exist.
- ReplicationEntityPath: A reference to the created instance.

26.5.2.16 AddServiceAccessPoint

```
uint32 ReplicationService.AddServiceAccessPoint(
    [Required, IN, EmbeddedInstance("CIM_ServiceAccessPoint")]
    string ServiceAccessPoint,
    [IN] string InstanceNamespace,
    [OUT] CIM_ServiceAccessPoint REF ServiceAccessPointPath);
```

This method allows a client to introduce a new instance of ServiceAccessPoint in the specified Namespace. The parameters are:

- ServiceAccessPoint: A required parameter containing the information for the ServiceAccessPoint, or a subclass of the class ServiceAccessPoint, for example, a RemoteServiceAccessPoint.
- InstanceNamespace: Namespace of created instance. If null, created instance will be in the same namespace as the service. Namespace must already exist.
- ServiceAccessPointPath: A reference to the created instance.

26.5.2.17 AddSharedSecret

```
uint32 ReplicationService.AddSharedSecret(
    [Required, IN, EmbeddedInstance("CIM_SharedSecret")]
    string SharedSecret,
    [IN] CIM_ServiceAccessPoint REF ServiceAccessPoint,
    [IN] string InstanceNamespace,
    [OUT] CIM_SharedSecret REF SharedSecretPath);
```

This method allows a client to introduce a new instance of SharedSecret in the specified Namespace and optionally associate it to an instance of a ServiceAccessPoint. The parameters are:

- SharedSecret: A required parameter containing the information for the SharedSecret.
- ServiceAccessPoint: Associate created instance to this ServiceAccessPoint. If null, no such association is established.
- InstanceNamespace: Namespace of created instance. If null, created instance will be in the same namespace as the service. Namespace must already exist.
- SharedSecretPath: A reference to the created instance.

26.5.2.18 CreateRemoteReplicationCollection

```
uint32 ReplicationService..CreateRemoteReplicationCollection(
    [IN]    string ElementName,
    [IN]    CIM_ServiceAccessPoint REF LocalAccessPoints[],
    [IN]    CIM_ServiceAccessPoint REF RemoteAccessPoints[],
    [IN]    CIM_ComputerSystem REF RemoteComputerSystem,
    [IN]    boolean Active,
    [IN]    boolean DeleteOnUnassociated,
    [OUT]   CIM_ConcreteJob REF Job,
    [OUT]   CIM_ConnectivityCollection REF ConnectivityCollection,
    [IN, EmbeddedInstance ( "CIM_ReplicationSettingData" )]
    string ReplicationSettingData );
```

A method to create (or start a job to create) a new instance of RemoteReplicationCollection, and optionally supply the remote system and the paths (i.e. ProtocolEndpoints) that are used to perform replication operations to/from the remote system. The parameters are:

- ElementName: A end user relevant name for the element being created. If NULL, then a system supplied default name will be used. The value will be stored in the 'ElementName' property for the created element.
- LocalAccessPoints: An array of references to local ServiceAccessPoints (for example, ProtocolEndpoints) that allow communication to the remote system.
- RemoteAccessPoints: An array of references to remote ServiceAccessPoints (for example, ProtocolEndpoints) that allow communication to the remote system.
- RemoteComputerSystem: A reference to the remote system.
- Active: If true, the instance of RemoteReplicationCollection will be enabled and allows replication operations to to the remote system. Use the intrinsic method ModifyInstance to change this property after the RemoteReplicationCollection is created.
- DeleteOnUnAssociated: If true, the instance of RemoteReplicationCollection will be deleted when it is no longer associated to a ServiceAccessPoint. Use the intrinsic method ModifyInstance to change this property after the RemoteReplicationCollection is created.
- Job: Reference to the job (may be NULL if job is completed) doing the work.
- ConnectivityCollection: Reference to the created instance of RemoteReplicationCollectioReplication
- ReplicationSettingData: An embedded instance to provide additional information such as enabling data compression while transmitting/receiving data.

26.5.2.19 AddToRemoteReplicationCollection

```
uint32 ReplicationService.AddToRemoteReplicationCollection(
    [IN] CIM_ServiceAccessPoint REF LocalAccessPoints[],
    [IN] CIM_ServiceAccessPoint REF RemoteAccessPoints[],
    [IN] CIM_ComputerSystem REF RemoteComputerSystem,
    [OUT] CIM_ConcreteJob REF Job,
    [Required, IN] CIM_ConnectivityCollection REF ConnectivityCollection );
```

A method to add (or start a job to add) additional service access points (i.e. ProtocolEndpoints) and/or remote systems associations to an existing instance of RemoteReplicationCollection.

Generally, both AccessPoints and RemoteComputerSystem parameters are supplied to establish the access points to a remote ComputerSystem; however, if parameter AccessPoints is NULL, then only the RemoteComputerSystem is added for the existing AccessPoints associated to the RemoteReplicationCollection. If RemoteComputerSystem is NULL, then only AccessPoints are added for the existing remote ComputerSystems known to the RemoteReplicationCollection.

See the method CreateRemoteReplicationCollection for description of the parameters.

26.5.2.20 RemoveFromRemoteReplicationCollection

```
uint32 ReplicationService.RemoveFromRemoteReplicationCollection(
    [IN] CIM_ServiceAccessPoint REF LocalAccessPoints[],
    [IN] CIM_ServiceAccessPoint REF RemoteAccessPoints[],
    [OUT] CIM_ConcreteJob REF Job,
    [Required, IN] CIM_ConnectivityCollection REF ConnectivityCollection );
```

A method to remove (or start a job to remove) service access points (i.e. ProtocolEndpoints) and/or remote systems associations from an existing instance of RemoteReplicationCollection.

Generally, both AccessPoints and RemoteComputerSystem parameters are supplied to remove the access points to a remote ComputerSystem; however, if parameter AccessPoints is NULL, then only the remote ComputerSystem is removed for the existing AccessPoints associated to the RemoteReplicationCollection. If ComputerSystem is NULL, then only AccessPoints are removed from the existing remote ComputerSystems known to the RemoteReplicationCollection. See the method CreateRemoteReplicationCollection for description of the parameters.

26.5.3 Capabilities Methods**26.5.3.1 ConvertSyncTypeToReplicationType**

```
uint32 ReplicationServiceCapabilities.ConvertSyncTypeToReplicationType(
    [IN] uint16 SyncType,
    [IN] uint16 Mode,
    [IN] uint16 LocalOrRemote,
    [OUT] uint16 SupportedReplicationTypes );
```

The majority of the methods in this class accept ReplicationType which represents a combination of SyncType, Mode, and Local/Remote. This method accepts the supplied information and returns the corresponding ReplicationType, which can be passed to other methods to get the additional capabilities.

Table 535, Table 536, Table 537, and Table 538 show the values for the CovertSyncTypeToReplicationType parameters. These values also appear in the value maps in the appropriate MOF files.

Table 535 - SyncTypes

SyncType	Value
Mirror	6
Snapshot	7
Clone	8
TokenizedClone	9

Table 536 - Modes

Mode	Value
Synchronous	2
Asynchronous	3

Table 537 - Local or Remote

LocalOrRemote	Value
Local	2
Remote	3

Table 538 - ReplicationTypes

SupportedReplicationType	Value
Synchronous Mirror Local	2
Asynchronous Mirror Local	3
Synchronous Mirror Remote	4
Asynchronous Mirror Remote	5
Synchronous Snapshot Local	6
Asynchronous Snapshot Local	7
Synchronous Snapshot Remote	8
Asynchronous Snapshot Remote	9
Synchronous Clone Local	10
Asynchronous Clone Local	11
Synchronous Clone Remote	12
Asynchronous Clone Remote	13
Synchronous TokenizedClone Local	14

Table 538 - ReplicationTypes

SupportedReplicationType	Value
Asynchronous TokenizedClone Local	15
Synchronous TokenizedClone Remote	16
Asynchronous TokenizedClone Remote	17

26.5.3.2 ConvertReplicationTypeToSyncType

```
uint32 ReplicationServiceCapabilities.ConvertReplicationTypeToSyncType(
    [IN]  uint16 ReplicationType,
    [OUT] uint16 SyncType,
    [OUT] uint16 Mode,
    [OUT] uint16 LocalOrRemote );
```

This method does the opposite of the method `ConvertSyncTypeToReplicationType`. This method translates `ReplicationType` to the corresponding `SyncType`, `Mode`, and `Local/Remote`.

26.5.3.3 GetSupportedFeatures

```
uint32 ReplicationServiceCapabilities.GetSupportedFeatures(
    [IN]  uint16 ReplicationType,
    [OUT] uint16 Features[],
    [IN, EmbeddedInstance ( "CIM_ReplicationSettingData" ) ]
    string ReplicationSettingData );
```

The `ReplicationSettingData` parameter provides additional refinements for the `ReplicationType`. For example, the `CopyMethodology`.

For a given `ReplicationType`, this method returns the supported features, as listed in Table 539.

Table 539 - Features

Feature	Description
"Replication Groups"	Elements in a replication group are supported in a replication operation.
"Multi-hop element replication"	A target element can also act as the source for another copy operation.
"Each hop must have same SyncType"	In a multi-hop replication, the new hop must have the same <code>SyncType</code> as the previous hop.
"Multi-hop requires advance notice"	The service needs to know when multi-hopping is intended to allow the service to do the appropriate set up. The parameter <code>ReplicationSettingData</code> specifies the number of hops intended.
"Requires full discovery of target ComputerSystem"	Provider requires the remote <code>ComputerSystems</code> to be discovered. The absence of this capability indicates the service supports <i>undiscovered resources</i> .
"Service suspends source I/O when necessary"	Provider is able to suspend I/O to source elements before splitting the target elements. Otherwise, the client needs to quiesce the application before issuing the split command.

Table 539 - Features

Feature	Description
"Targets allocated from Any storage pool"	Specialized storage pools are not required for the target elements, as long as the pool is not reserved for special activities.
"Targets allocated from Shared storage pool"	Targets are allocated from storage pools reserved for Replication Services.
"Targets allocated from Exclusive storage pool"	Targets are allocated from exclusive storage pools.
"Targets allocated from Multiple storage pools"	Targets are allocated from multiple specialized, exclusive pools.
"Targets require reserved elements"	The target elements must have a specific Usage value. For example, reserved for "Local Replica Target" (mirror), reserved for "Delta Replica Target" (Snapshot), etc.
"Target is associated to SynchronizationAspect"	The target element is associated to SynchronizationAspect via SettingsDefineState. SynchronizationAspect contains the point-in-time timestamp and the source element reference used to copy to the target element.
"Source is associated to SynchronizationAspect"	The source element is associated to SynchronizationAspect via the SettingsDefineState association. SynchronizationAspect contains the point-in-time information of the source data.
"Error recovery from Broken state Automatic",	For example, if the connection between the source and target elements is broken (<i>CopyState = Broken or Partitioned</i>), once the connection is restored, the copy operation continues automatically. If the error recovery is not automatic, it requires manual intervention to restart the copy operation. Use <i>ModifyReplicaSynchronization</i> , with <i>Operation</i> set to <i>Resume</i> .
"Target must remain associated to source"	A dependent target element must remain associated to source element at all times.
"Remote resource requires remote CIMOM"	Client is required to interact with two providers: the provider controlling the source element and the provider controlling the target element.
"Synchronized clone target detaches automatically"	The clone target element detaches automatically when the target element becomes synchronized; otherwise, the client needs to explicitly request a detach operation.
"Reverse Roles operation requires Read Only source"	The "Reverse Roles" operation requires the source element to be in the Read Only mode. To change the protection of an element, see 25 "Storage Element Protection SubProfile".
"Reverse Roles operation requires resync"	After the "Reverse Roles" operation completed, it is required to resync the synchronization relationship between the source and the target elements. This is indicated in the property <i>Synchronized.ProgressStatus - "Requires resync"</i> .
"Restore operation requires fracture" also, "Restore operation requires detach"	The "Restore from Replica" operation requires the synchronization relationship to be fractured or detached after restore is completed -- indicated in the property <i>Synchronized.ProgressStatus - "Requires fracture" or "Requires detach"</i> .
"Resync operation requires activate"	For the copy operation to continue, the synchronization relationship must be activated -- indicated in the property <i>Synchronized.ProgressStatus - "Requires activate"</i> .
"Copy operation requires offline source"	Instrumentation requires the source element to be offline (not-ready) to ensure data does not change before starting the copy operation.
"Adjustable CopyPriority"	Priority of copy operation versus the host I/O can be adjusted.

26.5.3.4 GetSupportedGroupFeatures

```
uint32 ReplicationServiceCapabilities.GetSupportedGroupFeatures (
    [IN]  uint16 ReplicationType,
    [OUT] uint16 GroupFeatures[],
    [IN, EmbeddedInstance ( "CIM_ReplicationSettingData" )]
    string ReplicationSettingData );
```

For a given ReplicationType, this method returns the supported replication group features, as listed in Table 540.

Table 540 - Group Features

GroupFeatures	Description
"One-to-many replication"	One source element can be copied to multiple target elements in a group.
"Many-to-many replication"	One or more elements in the source group and one or more elements in the target group.
"Consistency enabled for all groups"	By default, all groups are <i>Consistent</i>
"Empty replication groups allowed"	It is possible to have a replication group with no members; otherwise, an empty group gets deleted automatically.
"Source group must have more than one element"	One members replication groups are not supported.
"Composite Groups"	A replication group can have members from different ComputerSystems.
"Multi-hop group replication"	A target replication group can also act as a source for another copy operation.
"Each hop must have same SyncType"	The SyncType of each hop must be the same, e.g., mirror, snapshot, clone.
"Group can only have one single relationship active"	At any given time, only one relationship in the source group can be active.
"Source element can be removed from group"	A source element can be removed even when the group is associated with another replication group.
"Target element can be removed from group"	A target element can be removed even when the group is associated with another replication group.
"Group can persist"	The replication group can persist across the Provider reboot (group is not temporary).
"Group is nameable"	A user friendly name can be given to a replication group (ElementName)
"Supports target element count"	It is possible to supply one source element and request more than one target element copies.
"Synchronized clone target detaches automatically"	The clone target element detaches automatically when the target element becomes synchronized; otherwise, the client needs to explicitly request a detach operation.
"Reverse Roles operation requires Read Only source"	The "Reverse Roles" operation requires the source element to be in the Read Only mode. To change the protection of an element, see 25 "Storage Element Protection SubProfile".
"Reverse Roles operation requires resync"	After the "Reverse Roles" operation completed, it is required to resync the synchronization relationship between the source and the target elements. This is indicated in the property Synchronized.ProgressStatus - "Requires resync".

Table 540 - Group Features

GroupFeatures	Description
"Restore operation requires fracture" also, "Restore operation requires detach"	The "Restore from Replica" operation requires the synchronization relationship to be fractured (or detached) after restore is completed - - indicated in the property Synchronized.ProgressStatus - "Requires fracture" or "Requires detach".
"Resync operation requires activate"	For the copy operation to continue, the synchronization relationship must be activated -- indicated in the property Synchronized.ProgressStatus - "Requires activate".
"Copy operation requires offline source"	Instrumentation requires the source element to be offline (not-ready) to ensure data does not change before starting the copy operation.
"Element can be member of multiple groups"	An element can be member of more than one replication group at the same time.
"Elements of group can be mix of thin and thick"	A replication group can have a mix of thinly and fully provisioned members.
"TokenizedClone ConsistentPointInTime"	The point-in-time to be created at an exact time with no I/O activities in such a way the data is consistent among all the elements of the group.

26.5.3.5 GetSupportedCopyStates

```
uint32 ReplicationServiceCapabilities.GetSupportedCopyStates(
    [IN] uint16 ReplicationType,
    [OUT] uint16 SupportedCopyStates[],
    [OUT] boolean HostAccessible[],
    [IN, EmbeddedInstance ( "CIM_ReplicationSettingData" )]
    string ReplicationSettingData );
```

For a given ReplicationType, this method returns the supported CopyStates (see Table 527) and a parallel array to indicate whether for a given CopyState the target element is host accessible or not (true or false).

26.5.3.6 GetSupportedGroupCopyStates

```
uint32 ReplicationServiceCapabilities.GetSupportedGroupCopyStates(
    [IN] uint16 ReplicationType,
    [OUT] uint16 SupportedCopyStates[],
    [IN, EmbeddedInstance ( "CIM_ReplicationSettingData" )]
    string ReplicationSettingData );
```

For a given ReplicationType, this method returns the supported replication group CopyStates (see Table 527).

26.5.3.7 GetSupportedWaitForCopyStates

```
uint32 ReplicationServiceCapabilities.GetSupportedWaitForCopyStates(
    [IN] uint16 ReplicationType,
    [IN] unit16 MethodName,
    [OUT] uint16 SupportedCopyStates[],
    [IN, EmbeddedInstance ( "CIM_ReplicationSettingData" )]
    string ReplicationSettingData );
```

This method, for a given ReplicationType and method, returns the supported CopyStates that can be specified in the method's WaitForCopyState parameter.

26.5.3.8 GetSupportedConsistency

```
uint32 ReplicationServiceCapabilities.GetSupportedConsistency(
    [IN] uint16 ReplicationType,
    [OUT] uint16 SupportedConsistency[],
    [IN, EmbeddedInstance ( "CIM_ReplicationSettingData" )]
    string ReplicationSettingData );
```

For a given ReplicationType, this method returns the supported Consistency, as listed in Table 541.

Table 541 - Consistency

Consistency	Description
"Sequentially Consistent"	Provider guarantees ordered write consistency.

26.5.3.9 GetSupportedOperations

```
uint32 ReplicationServiceCapabilities.GetSupportedOperations(
    [IN] uint16 ReplicationType,
    [OUT] uint16 SupportedOperations[],
    [IN, EmbeddedInstance ( "CIM_ReplicationSettingData" )]
    string ReplicationSettingData );
```

For a given ReplicationType this method returns the supported Operations on a StorageSynchronized association that can be supplied to the ModifyReplicaSynchronization method. Table 542 shows the possible Operations that an implementation may support.

Refer to Figure 56, "CopyState Transitions" for additional information.

Table 542 - Operations

Operation	Description	Special Consideration
"Abort"	Abort the copy operation if it is possible.	
"Activate Consistency"	Enable consistency.	
"Activate"	Activate an "Inactive" or "Prepared" StorageSynchronized association.	
"AddSyncPair"	Add source and target elements of a StorageSynchronized association to the source and target replication groups. The SyncType of the associations must be the same.	
"Deactivate Consistency"	Disable consistency.	
"Deactivate"	Stop the copy operation. Writes to source element are allowed.	Snapshot: Writes to target element after point-in-time is created are lost (pointers removed).
"Detach"	Remove the association between the source and target elements. Detach does not delete the target element.	

Table 542 - Operations

Operation	Description	Special Consideration
"Dissolve"	Dissolve the synchronization association between two storage objects, however, the target element continues to exist.	Snapshot: This operation also creates a SettingsDefineState association between the source element and an instance of SynchronizationAspect if the ReplicationType supports it.
"Failover"	Enable the read and write operations from the host to the target element. This operation useful for situations when the source element is unavailable.	
"Failback"	Switch the read/write activities from the host back to source element. Update source element from target element with writes to target during the failover period.	
"Fracture"	Separate the target element from the source element.	
"RemoveSyncPair"	Remove the elements associated via the StorageSynchronized association from the source and the target groups.	
"Resync Replica"	Resynchronize a fractured target element. Or, from a Broken or Aborted relationship.	To continue from the <i>Broken</i> state, the problem should be corrected first before resyncing the replica. Also, to continue from the <i>Aborted</i> state.
"Restore from Replica"	Copy target element to the source element.	To ensure integrity of data, restoring to a source element which is the source of multiple copy operations, the implementation may impose additional restrictions ranging from not supporting the restore operation to such a source element to preventing multiple restore operations simultaneously. Also, after the operation is completed, it may be necessary to fracture (or detach) the synchronization relationship. See GetSupportedFeatures in capabilities.
"Resume"	Continue the copy operation of a suspended relationship.	
"Reset To Sync"	Change Mode to Synchronous.	
"Reset To Async"	Change Mode to Asynchronous.	
"Return To ResourcePool"	Delete a Snapshot target.	
"Reverse Roles"	Switch the source and the target element roles.	The source element may need to be Read Only. See GetSupportedFeatures in capabilities.
"Split"	Separate the source and the target elements in a <i>consistent</i> manner.	
"Suspend"	Stop the copy operation in such a way that it can be resumed.	
"Unprepare"	Causes the synchronization to be reinitialized and stop in Prepared state.	

Table 543 compares the action of similar Operations.

Table 543 - Comparison of Similar Operations

Operations	Description
Activate versus Resume	<p>Activate: Activates a StorageSynchronizes association that has a CopyState of "Inactive."</p> <p>Resume: Resumes a StorageSynchronized association that has a CopyState of "Suspended".</p>
Deactivate versus Suspend	<p>Deactivate: Stops the copy operation. In the case of Snapshots, all writes to target element are deleted (pointers to changed data are removed). While inactive, writes to source element will not be committed to target element once activated.</p> <p>Suspend: Stops the copy operation. All writes to target element are preserved. Once resumed, pending writes to target element are committed.</p>
Fracture versus Split	<p>Fracture: Source and target elements are separated "abruptly."</p> <p>Split: Source and target elements are separated in an orderly fashion. Consistency of target elements is maintained.</p>
Detach versus Dissolve	<p>Detach: The association between the source and target element must be first Fractured/Split before it can be Detached.</p> <p>Dissolve: The association can have a CopyState of Synchronized. Additionally, Dissolve can create a SettingsDefineState association based on GetSupportedFeatures (26.5.3.3) Capabilities.</p>
Unsynchronized versus Skewed	<p>Unsynchronized: The source element contains data that has not been copied to the target element. Most likely, the copy operation is in the process of updating the target element (ProgressStatus=Synchronizing).</p> <p>Skewed: The target element has been updated by a host (e.g. target of a snapshot). Resynchronization is not automatic and requires an explicit "Resync" operation (i.e., ModifySynchronization)</p>

26.5.3.10 GetSupportedGroupOperations

```
uint32 ReplicationServiceCapabilities.GetSupportedGroupOperations(
    [IN] uint16 ReplicationType,
    [OUT] uint16 SupportedOperations[],
    [IN, EmbeddedInstance ( "CIM_ReplicationSettingData" )]
    string ReplicationSettingData );
```

For a given ReplicationType this method returns the supported replication group Operations (see Table 542) on a GroupSynchronized association that can be supplied to the ModifyReplicaSynchronization method.

26.5.3.11 GetSupportedListOperations

```
uint32 ReplicationServiceCapabilities.GetSupportedListOperations(
```



```
[IN]  uint16 ReplicationType,
[IN]  uint16 SynchronizationType,
[OUT] uint16 SupportedOperations[],
[IN, EmbeddedInstance ( "CIM_ReplicationSettingData" )]
    string ReplicationSettingData );
```

For a given ReplicationType this method returns the supported replication Operations (see Table 542) on a list of associations that can be supplied to the ModifyListSynchronization method. The parameter SynchronizationType specifies the operations as they apply to a list of StorageSynchronized or GroupSynchronized. If SynchronizationType is not specified, StorageSynchronized is assumed.

26.5.3.12 GetSupportedSettingsDefineStateOperations

```
uint32 ReplicationServiceCapabilities.GetSupportedSettingsDefineStateOperations(
    [IN]  uint16 ReplicationType,
    [OUT] uint16 SupportedOperations[],
    [IN, EmbeddedInstance ( "CIM_ReplicationSettingData" )]
        string ReplicationSettingData );
```

For a given ReplicationType this method returns the supported operations on a SettingsDefineState association that can be supplied to the ModifySettingsDefineState method. Table 544 shows the list of SettingsDefineState operations that an implementation may support.

Table 544 - SettingsDefineState Operations

SettingsDefineState Operation	Description	Special Consideration
"Activate Consistency"	Enable consistency	
"Deactivate Consistency"	Disable consistency	
"Delete"	Remove the SettingsDefineState association. Instance of SynchronizationAspect may also be deleted if it is not shared with other elements.	
"Copy To Target"	Introduces the target elements and forms the necessary associations between the source and the target elements i.e., StorageSynchronized and GroupSynchronized.	
Detach	Removes the association between the SynchronizationAspect and the target element.	
Restore	Restore the source element from the associated SynchronizationAspect.	

26.5.3.13 GetSupportedThinProvisioningFeatures

```
uint32 ReplicationServiceCapabilities.GetSupportedThinProvisioningFeatures(
    [IN]  uint16 ReplicationType,
    [OUT] uint16 SupportedThinProvisioningFeatures[],
    [IN, EmbeddedInstance ( "CIM_ReplicationSettingData" )]
        string ReplicationSettingData );
```

For a given ReplicationType this method returns the supported features related to thin provisioning. Table 545 shows the list of the Thin Provisioning Features an implementation may support.

A client can request a specific thin provisioning policy in the ReplicationSettingData parameter of the appropriate method call. See the property ReplicationSettingData.ThinProvisioningPolicy for the supported options for a copy operation.

Table 545 - Thin Provisioning Features

Feature	Description
"Thin provisioning is not supported"	The replication service does not distinguish between thinly and fully provisioned elements. The service treats all elements as fully provisioned elements.
"Zeros written in unused allocated blocks of target"	Applies to copying from a thinly provisioned element to a fully provisioned element. The implementation needs to allocate "real" storage blocks on the target side for the corresponding blocks of the source element that are unused. The implementation then writes zeros in the unused blocks of the target element.
"Unused allocated blocks of target are not initialized"	Applies to copying from a thinly provisioned element to a fully provisioned element. The implementation needs to allocate "real" storage blocks on the target side for the corresponding blocks of the source element that are unused.

26.5.3.14 GetSupportedMaximum

```
uint32 ReplicationServiceCapabilities.GetSupportedMaximum(
    [IN] uint16 ReplicationType,
    [IN] uint16 Component,
    [OUT] uint64 MaxValue,
    [IN, EmbeddedInstance ( "CIM_ReplicationSettingData" )]
    string ReplicationSettingData );
```

This method accepts a ReplicationType and a component, it then returns a static numeric value representing the maximum number of the specified component that the service supports. A value of 0 indicates unlimited components of the given type. In all cases the maximum value is bounded by the availability of resources on the computer system. If the information is not known, the method returns 7 which indicates "Information is not available".

Effectively, this method informs clients of the edge conditions.

Table 546 shows the list of components that can be specified.

Table 546 - Components

Component	Description
"Number of groups"	Maximum number of groups supported by the replication service.
"Number of elements per source group"	Maximum number of elements in a group that can be used as a source group.
"Number of elements per target group"	Maximum number of elements in a group that can be used as a target group.
"Number of target elements per source element"	Maximum number of target elements per source element.
"Number of total source elements"	Maximum number of total source elements supported by the service.
"Number of total target elements"	Maximum number of total target elements supported by the source.
"Number of peer systems"	Maximum number of peer systems that replication service can communicate with.

Table 546 - Components

Component	Description
"Number of hops in multi-hop replication"	Maximum number of hops in multi-hop replication the service can manage.
"Maximum number of tokens supported"	Maximum number of tokens per sub-system.
"Current number of token in-use"	Number of tokens in use for the sub-system.
"Optimal token size"	Refers to OptimalDataChunk.

26.5.3.15 GetDefaultConsistency

```
uint32 ReplicationServiceCapabilities.GetDefaultConsistency(
    [IN] uint16 ReplicationType,
    [OUT] uint16 DefaultConsistency,
    [IN, EmbeddedInstance ( "CIM_ReplicationSettingData" ) ]
    string ReplicationSettingData );
```

This method for a given ReplicationType, returns the default consistency value for the replication groups. Table 547 shows the list of possible Default Consistency values that an implementation may offer.

Table 547 - Default Consistency

DefaultConsistency	Description
"No default consistency"	Replication groups are not declared as consistent.
"Sequentially Consistent"	By default, a newly created replication group is declared to be consistent.

26.5.3.16 GetDefaultGroupPersistency

```
uint32 ReplicationServiceCapabilities.GetDefaultGroupPersistency(
    [OUT] uint16 DefaultGroupPersistency );
```

This method returns the default persistency for a newly created group. Table 548 shows the list of possible Group Persistency values that an implementation may offer.

Table 548 - Group Persistency

DefaultGroupPersistency	Description
"No default persistency"	Replication groups are not declared as persistent across the Provider reboots.
"Persistent"	By default, a newly created replication group is declared to be persistent across the Provider reboot (group is not temporary).

26.5.3.17 GetSupportedReplicationSettingData

```
uint32 ReplicationServiceCapabilities.GetSupportedReplicationSettingData(
    [IN] uint16 ReplicationType,
    [IN] uint16 PropertyName,
    [OUT] uint16 SupportedValues[],
    [IN, EmbeddedInstance ( "CIM_ReplicationSettingData" ) ]
    string ReplicationSettingData );
```

This method, for a given ReplicationType, returns an array of supported settings that can be utilized in an instance of the ReplicationSettingData class. See the MOF for the ReplicationSettingData class for the value map of the properties. Explanation of some of the properties appears below.

Table 549 shows the values for the property ReplicationSettingData.CopyMethodology.

Table 549 - Copy Methodologies

CopyMethodology	Description
"Other"	A methodology not listed in this table.
"Implementation decides"	Implementation determines a suitable methodology.
"Full-Copy"	All data is copied to the target element.
"Incremental-Copy"	Only changed data is copied to the target element.
"Differential-Copy"	Only the new writes are copied to the target element.
"Copy-On-Write"	Affected data is copied on the first write to the source or to the target elements.
"Copy-On-Access"	Affected data is copied on the first access to the source element.
"Delta-Update"	Difference based replication where initially the source element is copied to the target element. Then, at regular intervals, only changes to the source element that have taken place since the previous copy operation are incrementally updated to the target element. This copy operation is also referred to as asynchronous mirroring.
"Snap-And-Clone"	The service creates a snapshot of the source element first, then uses the snapshot as the source of the copy operation to the target element.

Table 550 shows the values for the property ReplicationSettingData.TargetElementSuppliers.

Table 550 - Target Element Suppliers

TargetElementSupplier	Description
"Use existing"	Use existing elements only. If appropriate elements are not available, returns an error.
"Create new"	Create new target elements only.
"Use and create"	If appropriate elements are not available, create new target elements.
"Instrumentation decides"	
"Client must supply"	Client must supply target elements.

Table 551 shows the values for the property ReplicationSettingData.ThinProvisioningPolicy.

Table 551 - ThinProvisioningPolicy

Feature	Description
"Copy thin source to thin target"	Thinly provisioned source element is copied to a thinly provisioned target element.

Table 551 - ThinProvisioningPolicy

Feature	Description
"Copy thin source to full target"	Thinly provisioned source element is copied to a fully provisioned target element.
"Copy full source to thin target"	Fully provisioned source element is copied to a thinly provisioned target element.
"Provisioning of target same as source"	Provisioning of the target element is the same as the provisioning of the source element.
"Target pool decides provisioning of target element"	In the call to the CreateElementReplica or CreateGroupReplica method, the storage pool for the target elements is supplied. The supplied storage pool decides the provisioning of the created target elements.
"Implementation decides provisioning of target"	Vendor specific.

EXPERIMENTAL

Table 552 shows the values for the property ReplicationSettingData.StorageCompressionPolicy.

Table 552 - StorageCompressionPolicy

Feature	Description
"Compressed source to compressed target"	Compressed source element is copied to a compressed target element.
"Compressed source to uncompressed target"	Compressed source element is copied to an uncompressed target element.
"Uncompressed source to compressed target"	Uncompressed source element is copied to a compressed target element.
"Compression of target same as source"	Compression of the target element is the same as the compression of the source element.
"Target pool decides compression of target element"	In the call to the CreateElementReplica or CreateGroupReplica method, the storage pool for the target elements is supplied. The supplied storage pool decides the provisioning of the created target elements.
"Implementation decides compression of target"	Leaves implementation to decide the compression of the target.

EXPERIMENTAL

26.5.3.18 GetDefaultReplicationSettingData

```
uint32 ReplicationServiceCapabilities.GetDefaultReplicationSettingData(
    [IN] uint16 ReplicationType,
    [OUT, EmbeddedObject]
    string DefaultInstance );
```

This method, for a given ReplicationType, returns the default ReplicationSettingData as an instance. Use this method to determine the implementation behavior for replication settings that do not have a distinct capability method.

26.5.3.19 GetSupportedConnectionFeatures

```
uint32 ReplicationServiceCapabilities.GetSupportedConnectionFeatures(
    [IN] CIM_ProtocolEndpoint REF connection,
    [OUT] uint16 SupporteConnectionFeatures[] );
```

This method accepts a connection reference and returns specific features of that connection. Table 553 shows the list of possible Connection Features that an implementation may support.

Table 553 - Connection Features

ConnectionFeature	
"Unidirectional to ProtocolEndpoint"	Direction of data flow to this ProtocolEndpoint, from a remote system (by default the connection is bi-directional).
"Unidirectional from ProtocolEndpoint"	Direction of data flow from this ProtocolEndpoint to a remote system (by default the connection is bi-directional).

EXPERIMENTAL

26.5.3.20 GetSupportedStorageCompressionFeatures

```
uint32 ReplicationServiceCapabilities.GetSupportedStorageCompressionFeatures(
    [IN] uint16 ReplicationType,
    [OUT] uint16 SupportedStorageCompressionFeatures[],
    [IN, EmbeddedInstance ( "CIM_ReplicationSettingData" ) ]
    string ReplicationSettingData );
```

For a given ReplicationType this method returns the supported features related to storage compression. Table 554 shows the list of the Storage Compression Features an implementation may support.

Table 554 - Storage Compression Features

Feature	Description
"Storage compression is not supported"	The replication service does not support storage compression. Only uncompressed elements are accepted.
"Compressed source to compressed target"	The replication service supports copying from compressed source element to compressed target element.
"Compressed source to uncompressed target"	The replication service supports copying from compressed source element to uncompressed target element.

Table 554 - Storage Compression Features

Feature	Description
"Uncompressed source to compressed target"	The replication service supports copying from uncompressed source element to compressed target element.
"Compression of target same as source"	The source element is copied to a target with the same compression setting as the source.
Target pool decides compression of target element"	In the call to the CreateElementReplica or CreateGroupReplica method, the storage pool for the target elements is supplied. The supplied storage pool decides the compression of the created target elements.
"Implementation decides compression of target"	Leaves implementation to decide compression setting of the target.

26.5.3.21 GetSynchronizationSupported

```
uint32 ReplicationServiceCapabilities.GetSynchronizationSupported(
    [IN] CIM_ManagedElement REF LocalElement,
    [IN] CIM_ManagedElement REF OtherElement,
    [IN] CIM_ServiceAccessPoint REF OtherElementAccessPoint,
    [IN] uint16 MethodName,
    [IN, EmbeddedInstance ( "CIM_ReplicationSettingData" )]
        string ReplicationSettingData,
    [OUT] uint16 SyncTypes[],
    [OUT] uint16 Modes[],
    [OUT] uint16 LocalElementRole[]);
```

This method returns the supported SyncTypes, Modes, and local element role (source or target) for a given "local element" such as a storage volume.

As an example, this method can be used to determine if a given storage volume can be mirrored, snapped, or cloned.

The returned data can be narrowed by supplying additional parameters such as the OtherElement -- for example, a target storage volume -- desired method -- for example, CreateElementReplica -- and additional options using the properties of the ReplicationSettingData. In this case, the method returns possible SyncTypes (i.e. Mirror, Snapshot, Clone) between the LocalElement and the OtherElement.

The [OUT] parameter LocalElementRole indicates whether the local element can be the source, the target, or both (multi-hop replication) of the copy operations.

EXPERIMENTAL

26.5.3.22 GetSupportedTokenizedReplicationType

```
uint32 ReplicationServiceCapabilities.GetSupportedTokenizedReplicationType(
    [IN] CIM_ManagedElement REF SourceElement,
    [IN] CIM_ManagedElement REF TargetElement,
    [IN] CIM_ServiceAccessPoint REF ElementAccessPoint,
```

```
[IN, EmbeddedInstance ( "CIM_ReplicationSettingData" )]
    string ReplicationSettingData,
[OUT] uint16 ReplicationTypes[] );
```

For the supplied elements, this method returns the supported tokenized ReplicationTypes (e.g 14, 15, 16, 17). At least one supplied element is expected to be local to the service.

The method returns "Not Supported" if tokenized operation is not supported between the supplied elements. The method returns "Source Temporarily Not Available" or "Target Temporarily Not Available" if the source or the target element temporarily cannot be used for tokenized operations -- for example, the source or the target element is currently being used for another copy operation.

EXPERIMENTAL

26.5.4 Replication Services and Copy Services Properties and Methods Mapping

To preserve backward compatibility, a few additional properties in the existing classes are introduced instead of changing the semantics of the existing properties. Any action taken by a Replication Services client shall be reflected correctly in the applicable properties visible to a Copy Services client. The reverse is also true in that any action taken by a Copy Services client shall be reflected correctly in the properties visible to a Replication Services client. Keep in mind certain requests that are not supported by Copy Services result in the request failing. For example, passing an instance of StorageSynchronized that contains a remote SyncedElement reference to the Copy Services' ModifySynchronization method will generate an error.

26.5.4.1 Properties Mapping

See 9.1.6.1.1 "Alignment of StorageSynchronized Properties" to determine the alignment between CopyType and SyncState (from Copy Services) and SyncType, Mode, CopyState, and ProgressStatus (from Replication Services).

26.5.4.2 Method Mapping

Table 555, "Copy Services and Replication Services Methods Mapping" summarizes the method mapping between Copy Services and Replication Services Profiles. Again, use the Replication Services for extended functionality, such as Thin Provisioning.

Table 555 - Copy Services and Replication Services Methods Mapping

Copy Services Method	Corresponding Replication Services Method
CreateReplica()	CreateElementReplica()
AttachReplica()	
ModifySynchronization()	ModifyReplicaSynchronization()
	ModifyListSynchronization()

For description of the Copy Services Methods, see 9.5 "Methods of the Profile".

26.6 Client Considerations and Recipes

26.6.1 Creating and Managing Replicas

In general, creating and managing replicas involves the following steps:

- Decide on the SyncType of replica (Mirror, Snapshot, Clone) and Mode (Synchronous, Asynchronous). See 26.1.9 "SyncTypes".
- Locate the hosted instance of ReplicationService. See 26.1.7.
- Locate the instance of ReplicationServiceCapabilities. Utilize its properties and methods to determine the applicable capabilities offered by the implementation for the desired ReplicationType (includes SyncType and Mode). See 26.1.8 "Replication Services Capabilities".
- Use the method ReplicationService.GetAvailableTargetElements to locate appropriate target elements. Depending on the implementation, it is also possible to allow the service to locate target elements. See 26.1.28.
- Verify StoragePools have sufficient free capacity for the target elements. See 26.1.29.
- If necessary, use the ReplicationService's group manipulation methods to create and populate source and target groups. See 26.5 "Methods of the Profile".
- Invoke the appropriate extrinsic method of the ReplicationService to create a replica. See 26.5 "Methods of the Profile".
- Monitor the copy operation's progress by examining the replication associations properties, or subscribe to the appropriate indications -- including storage pool low space alert indications. See 26.1.16 "Associations" and 26.1.33 "Indications".
- Invoke the method ReplicationService.ModifyReplicaSynchronization to modify a replica. For example, "split" a replica from its source element. See 26.5 "Methods of the Profile".

26.7 Registered Name and Version

Replication Services version 1.6.1 (Component Profile)

CIM Schema Version: 2.39.0

26.8 CIM Elements

Table 556 describes the CIM elements for Replication Services.

Table 556 - CIM Elements for Replication Services

Element Name	Requirement	Description
26.8.1 CIM_ElementCapabilities	Mandatory	Associates StorageReplicationCapabilities and ReplicationService.
26.8.2 CIM_GroupSynchronized	Conditional	Experimental. Conditional requirement: Required if groups are supported. Associates source and target groups, or a source element to a target group.
26.8.3 CIM_HostedAccessPoint (ForProtocolEndpoint)	Conditional	Conditional requirement: Required if remote replication is supported. Associates ProtocolEndpoint to the ComputerSystem on which it is hosted.
26.8.4 CIM_HostedAccessPoint (ForRemoteServiceAccessPoint)	Conditional	Conditional requirement: Required if remote replication is supported. Associates RemoteServiceAccessPoint to the ComputerSystem.
26.8.5 CIM_HostedCollection (Allocated Resources)	Mandatory	This would associate the AllocatedResources collection to the top level system for the Replication Services Profile using Cascading.

Table 556 - CIM Elements for Replication Services

Element Name	Requirement	Description
26.8.6 CIM_HostedCollection (Between ComputerSystem and RemoteReplicationCollection)	Conditional	Conditional requirement: Required if remote replication is supported. Associates the RemoteReplicationCollection (ConnectivityCollection) to the hosting System.
26.8.7 CIM_HostedCollection (Between ComputerSystem and ReplicationGroup)	Conditional	Conditional requirement: Required if groups are supported. Associates the replication group to the hosting System.
26.8.8 CIM_HostedCollection (Remote Resources)	Conditional	Conditional requirement: This is required if SNIA_RemoteResources is modeled. This would associate the RemoteResources collection to the top level system for the Replication Services Profile in support of Cascading.
26.8.9 CIM_HostedService	Mandatory	
26.8.10 CIM_MemberOfCollection (Allocated Resources)	Optional	This supports collecting replication components. This is required to support the AllocatedResources collection for Cascading.
26.8.11 CIM_MemberOfCollection (ProtocolEndpoints to RemoteReplicationCollection)	Optional	Associates ProtocolEndpoints to RemoteReplicationCollection (ConnectivityCollection).
26.8.12 CIM_MemberOfCollection (Remote Resources)	Optional	This supports collecting all Shadow instances of components that the Replication Service has available to use. This is optional when used to support the RemoteResources collection (the RemoteResources collection is optional).
26.8.13 CIM_MemberOfCollection (Storage elements to RemoteReplicationCollection)	Optional	Associates storage elements to RemoteReplicationCollection (ConnectivityCollection).
26.8.14 CIM_OrderedMemberOfCollection	Conditional	Conditional requirement: Required if groups are supported. Associates ReplicationGroup to storage elements.
26.8.15 CIM_ProtocolEndpoint	Conditional	Conditional requirement: Required if remote replication is supported. Special purpose endpoint that represents connections between systems.
26.8.16 CIM_RemoteReplicationCollection	Conditional	Conditional requirement: Required if remote replication is supported. A RemoteReplicationCollection groups together a set of ProtocolEndpoints of the same 'type' (i.e., class) which are able to communicate with each other. The ProtocolEndpoints are used by Replication Services.
26.8.17 CIM_RemoteServiceAccessPoint	Conditional	Conditional requirement: Required if remote replication is supported. A ServiceAccessPoint for replication service.
26.8.18 CIM_ReplicaPoolForStorage	Optional	Associates special storage pool for Snapshots (delta replicas) to a source element.
26.8.19 CIM_ReplicationEntity	Optional	Represents a replication entity such as an entity known by its World Wide Name (WWN).
26.8.20 CIM_ReplicationGroup	Conditional	Experimental. Conditional requirement: Required if groups are supported. Represents a group of elements participating in a replication activity.
26.8.21 CIM_ReplicationService	Mandatory	Experimental. Base class for Replication Services. Methods are described in the Extrinsic Methods clause.
26.8.22 CIM_ReplicationServiceCapabilities	Mandatory	Experimental. A set of properties and methods that describe the capabilities of a replication services provider.

Table 556 - CIM Elements for Replication Services

Element Name	Requirement	Description
26.8.23 CIM_ReplicationSettingData	Optional	Experimental. Contains special options for use by methods of Replication Services.
26.8.24 CIM_SAPAvailableForFileShare	Conditional	Conditional requirement: Required if remote replication is supported. This association identifies the element that is serviced by the ServiceAccessPoint.
26.8.25 CIM_ServiceAffectsElement (Between ReplicationService and RemoteReplicationCollection)	Conditional	Conditional requirement: Required if remote replication is supported. Associates Replication Service to RemoteReplicationCollection (ConnectivityCollection).
26.8.26 CIM_ServiceAffectsElement (Between ReplicationService and ReplicationEntity)	Optional	Associates Replication Service to ReplicationEntity.
26.8.27 CIM_ServiceAffectsElement (Between ReplicationService and ReplicationGroup)	Conditional	Conditional requirement: Required if groups are supported. Associates Replication Service to Replication Group.
26.8.28 CIM_SettingsAffectSettings (Between SynchronizationAspect and child SynchronizationAspects)	Optional	Associates a SynchronizationAspect associated to a replication group to individual instances of SynchronizationAspect.
26.8.29 CIM_SettingsDefineState (Between ReplicationGroup and SynchronizationAspect)	Optional	Associates a replication group to an instance of SynchronizationAspect.
26.8.30 CIM_SettingsDefineState (Between storage object and SynchronizationAspect)	Optional	Associates a storage object to an instance of SynchronizationAspect.
26.8.31 CIM_SharedSecret	Conditional	Conditional requirement: Required if remote replication is supported.
26.8.32 CIM_StorageSynchronized	Mandatory	Experimental. Associates replica target element to source element. Property definitions and descriptions are identical to those for LogicalDisk usage.
26.8.33 CIM_SynchronizationAspect	Optional	Experimental. Keeps track of the source of a copy operation, even after StorageSynchronized is removed. Also keeps track of point-in-time.
26.8.34 SNIA_AllocatedResources	Optional	This is a SystemSpecificCollection for collecting components that are being used by the Replication Services profile (e.g., StorageVolumes, LogicalDisks, etc.) that supports Cascading.
26.8.35 SNIA_RemoteResources	Optional	This is a SystemSpecificCollection for collecting components that may be allocated by the Replication Services profile (e.g., StorageVolume) that supports Cascading.
SELECT * FROM CIM_InstCreation WHERE SourceInstance ISA CIM_StorageSynchronized	Mandatory	All instance creation indications for StorageSynchronized.
SELECT * FROM CIM_InstCreation WHERE SourceInstance ISA CIM_GroupSynchronized	Conditional	Conditional requirement: Required if groups are supported. All instance creation indications for GroupSynchronized.
SELECT * FROM CIM_InstCreation WHERE SourceInstance ISA CIM_SynchronizationAspect	Optional	All instance creation indications for SynchronizationAspect.
SELECT * FROM CIM_InstDeletion WHERE SourceInstance ISA CIM_StorageSynchronized AND OBJECTPATH(SourceInstanceModelpath) = OBJECTPATH('string-key-of-storage-synchronized')	Conditional	Conditional requirement: Required if semi-fixed indication filters are supported. CQL -Instance deletion indications for a specific StorageSynchronized.

Table 556 - CIM Elements for Replication Services

Element Name	Requirement	Description
SELECT * FROM CIM_InstDeletion WHERE SourceInstance ISA CIM_StorageSynchronized	Optional	All instance deletion indications for StorageSynchronized.
SELECT * FROM CIM_InstDeletion WHERE SourceInstance ISA CIM_GroupSynchronized AND OBJECTPATH(SourceInstanceModelpath) = OBJECTPATH('string-key-of-group-synchronized')	Conditional	Conditional requirement: Required if groups and semi-fixed indication filters are supported. CQL -Instance deletion indications for a specific GroupSynchronized.
SELECT * FROM CIM_InstDeletion WHERE SourceInstance ISA CIM_GroupSynchronized	Optional	All instance deletion indications for GroupSynchronized.
SELECT * FROM CIM_InstDeletion WHERE SourceInstance ISA CIM_SynchronizationAspect	Optional	All instance deletion indications for SynchronizationAspect.
SELECT * FROM CIM_InstModification WHERE SourceInstance ISA CIM_StorageSynchronized AND SourceInstance.CIM_StorageSynchronized::CopyState <> PreviousInstance.CIM_StorageSynchronized::CopyState AND OBJECTPATH(SourceInstanceModelpath) = OBJECTPATH('string-key-of-storage-synchronized')	Conditional	Conditional requirement: Required if semi-fixed indication filters are supported. CQL -Synchronization state transition for a specific replica association.
SELECT * FROM CIM_InstModification WHERE SourceInstance ISA CIM_StorageSynchronized AND SourceInstance.CIM_StorageSynchronized::CopyState <> PreviousInstance.CIM_StorageSynchronized::CopyState	Optional	CQL -Synchronization state transition for replica associations.
SELECT * FROM CIM_InstModification WHERE SourceInstance ISA CIM_StorageSynchronized AND SourceInstance.CIM_StorageSynchronized::ProgressStatus <> PreviousInstance.CIM_StorageSynchronized::ProgressStatus AND OBJECTPATH(SourceInstanceModelpath) = OBJECTPATH('string-key-of-storage-synchronized')	Optional	CQL -Progress status transition for a specific replica association.
SELECT * FROM CIM_InstModification WHERE SourceInstance ISA CIM_StorageSynchronized AND SourceInstance.CIM_StorageSynchronized::ProgressStatus <> PreviousInstance.CIM_StorageSynchronized::ProgressStatus	Optional	CQL -Progress status transition for replica associations.
SELECT * FROM CIM_InstModification WHERE SourceInstance ISA CIM_GroupSynchronized AND SourceInstance.CIM_GroupSynchronized::CopyState <> PreviousInstance.CIM_GroupSynchronized::CopyState AND OBJECTPATH(SourceInstanceModelpath) = OBJECTPATH('string-key-of-group-synchronized')	Conditional	Conditional requirement: Required if groups and semi-fixed indication filters are supported. CQL -Synchronization state transition for a specific replication group association.
SELECT * FROM CIM_InstModification WHERE SourceInstance ISA CIM_GroupSynchronized AND SourceInstance.CIM_GroupSynchronized::CopyState <> PreviousInstance.CIM_GroupSynchronized::CopyState	Optional	CQL -Synchronization state transition for replication group associations.
SELECT * FROM CIM_AlertIndication WHERE OwningEntity = 'SNIA' AND AlertingManagedElement ISA CIM_StorageSynchronized	Optional	Deprecated. Use standard message "FSM4" instead. Be notified when CopyState is set to Broken.
SELECT * FROM CIM_AlertIndication WHERE OwningEntity = 'SNIA' AND MessageID='FSM4'	Optional	Be notified when CopyState is set to Broken.

Table 556 - CIM Elements for Replication Services

Element Name	Requirement	Description
SELECT * FROM CIM_AlertIndication WHERE OwningEntity = 'SNIA' AND AlertingManagedElement ISA CIM_GroupSynchronized	Optional	Deprecated. Use standard message "FSM4" instead. Be notified when CopyState is set to Broken.
SELECT * FROM CIM_AlertIndication WHERE OwningEntity = 'SNIA' AND AlertingManagedElement ISA CIM_StoragePool	Optional	Deprecated. Use standard message "FSM5" instead. Remaining pool space either below warning threshold set for the pool or there is no remaining space in the pool.
SELECT * FROM CIM_AlertIndication WHERE OwningEntity = 'SNIA' AND MessageID='FSM5'	Optional	Remaining pool space either below warning threshold set for the pool or there is no remaining space in the pool.
SELECT * FROM CIM_AlertIndication WHERE OwningEntity = 'SNIA' AND AlertingManagedElement ISA CIM_RemoteReplicationCollection	Optional	Deprecated. Use standard message "FSM6" instead. Be notified of changes in RemoteReplicationCollection (ConnectivityCollections).
SELECT * FROM CIM_AlertIndication WHERE OwningEntity = 'SNIA' AND MessageID='FSM6'	Optional	Be notified of changes in RemoteReplicationCollection (ConnectivityCollections).
SELECT * FROM CIM_AlertIndication WHERE OwningEntity = 'SNIA' AND AlertingManagedElement ISA CIM_ProtocolEndpoint	Optional	Deprecated. Use standard message "FSM7" instead. Be notified of changes in ProtocolEndpoints.
SELECT * FROM CIM_AlertIndication WHERE OwningEntity = 'SNIA' AND MessageID='FSM7'	Optional	Be notified of changes in ProtocolEndpoints.

26.8.1 CIM_ElementCapabilities

Associates StorageReplicationCapabilities and ReplicationService.

Created By: Static

Modified By: Static

Deleted By: Static

Requirement: Mandatory

Table 557 describes class CIM_ElementCapabilities.

Table 557 - SMI Referenced Properties/Methods for CIM_ElementCapabilities

Properties	Flags	Requirement	Description & Notes
Capabilities		Mandatory	
ManagedElement		Mandatory	

26.8.2 CIM_GroupSynchronized

Experimental. Associates source and target groups, or a source element to a target group.

Created By: Extrinsic: CreateGroupReplica

Modified By: Extrinsic: ModifyReplicaSynchronization

Deleted By: Extrinsic: ModifyReplicaSynchronization

Requirement: Required if groups are supported.

Table 558 describes class CIM_GroupSynchronized.

Table 558 - SMI Referenced Properties/Methods for CIM_GroupSynchronized

Properties	Flags	Requirement	Description & Notes
RelationshipName		Mandatory	A user relevant name for the relationship between the source and target groups or between a source element and a target group (i.e. one-to-many).
SyncType		Mandatory	Type of association between source and target groups. Values: 6: Mirror 7: Snapshot 8: Clone.
Mode		Mandatory	Specifies when target elements are updated. Values: 2: Synchronous 3: Asynchronous.
RequestedCopyState	N	Optional	Indicates the last requested or desired state for the association. Values: 4: Synchronized 6: Fractured 7: Split 8: Inactive 9: Suspended 10: Failedover 11: Prepared 12: Aborted 15: Not Applicable 16: Partitioned 17: Invalid 18: Restored.

Table 558 - SMI Referenced Properties/Methods for CIM_GroupSynchronized

Properties	Flags	Requirement	Description & Notes
CopyState		Mandatory	State of association between source and target groups, or source element and target group. Values: 2: Initialized 3: UnSynchronized 4: Synchronized 5: Broken 6: Fractured 7: Split 8: Inactive 9: Suspended 10: FailedOver 11: Prepared 12: Aborted 13: Skewed 14: Mixed 15: Not Applicable 16: Partitioned 17: Invalid 18: Restored.

Table 558 - SMI Referenced Properties/Methods for CIM_GroupSynchronized

Properties	Flags	Requirement	Description & Notes
ProgressStatus	N	Optional	Status of association between source and target groups. Values: 2: Completed 3: Dormant 4: Initializing 5: Preparing 6: Synchronizing 7: Resyncing 8: Restoring 9: Fracturing 10: Splitting 11: Failing over 12: Failing back 13: Aborting 14: Mixed 15: Not Applicable 16: Suspending 17: Requires fracture 18: Requires resync 19: Requires activate 20: Pending 21: Detaching 22: Requires detach.
PercentSynced	N	Optional	Percent of individual elements in the group synced. Values: 0-100.
ConsistencyEnabled		Mandatory	Set to true if consistency is enabled.
ConsistencyType		Conditional	Conditional requirement: Required if group consistency is enabled. Indicates the consistency type used by the groups. Values: 2: Sequential Consistency.
ConsistencyState		Conditional	Conditional requirement: Required if group consistency is enabled. Indicates the current state of consistency. Values: 2: Not Applicable 3: Consistent 4: Inconsistent.
ConsistencyStatus		Conditional	Conditional requirement: Required if group consistency is enabled. Indicates the current status of consistency. Values: 2: Completed 3: Consistency-in-progress 4: Consistency disabled 5: Consistency-error.
WhenEstablished	N	Optional	Specifies when the association was established.

Table 558 - SMI Referenced Properties/Methods for CIM_GroupSynchronized

Properties	Flags	Requirement	Description & Notes
WhenSynchronized	N	Optional	Date and time synchronization of all elements in the group is achieved.
WhenActivated	N	Optional	Specifies when the association was activated.
WhenSuspended	N	Optional	Specifies when the association was suspended.
FailedCopyStopsHostIO	N	Optional	If true, the storage array tells host to stop sending data to source element if copying to a remote element fails. To set this property initially, use ReplicationSettingData parameter in create method. To modify this property, use ModifyInstance intrinsic method.
CopyRecoveryMode	N	Optional	Describes whether the copy operation continues after a broken link is restored. If Manual, the CopyState is set to Suspended after the link is restored. It is required to issue the Resume operation to continue. To set this property initially, use ReplicationSettingData parameter in create method. To modify this property, use ModifyInstance intrinsic method. Values: 2: Automatic 3: Manual 4: Implementation decides.
SyncedElement		Mandatory	
SystemElement		Mandatory	

26.8.3 CIM_HostedAccessPoint (ForProtocolEndpoint)

Associates ProtocolEndpoint to the System on which it is hosted.

Created By: Static

Modified By: Static

Deleted By: Static

Requirement: Required if remote replication is supported.

Table 559 describes class CIM_HostedAccessPoint (ForProtocolEndpoint).

Table 559 - SMI Referenced Properties/Methods for CIM_HostedAccessPoint (ForProtocolEndpoint)

Properties	Flags	Requirement	Description & Notes
Antecedent		Mandatory	The Hosting System.
Dependent		Mandatory	The access points that are hosted on this System.

26.8.4 CIM_HostedAccessPoint (ForRemoteServiceAccessPoint)

Associates RemoteServiceAccessPoint to the ComputerSystem.

Created By: Static

Modified By: Static

Deleted By: Static

Requirement: Required if remote replication is supported.

Table 560 describes class CIM_HostedAccessPoint (ForRemoteServiceAccessPoint).

Table 560 - SMI Referenced Properties/Methods for CIM_HostedAccessPoint (ForRemoteServiceAccessPoint)

Properties	Flags	Requirement	Description & Notes
Antecedent		Mandatory	The Hosting System.
Dependent		Mandatory	The access points that are hosted on this System.

26.8.5 CIM_HostedCollection (Allocated Resources)

CIM_HostedCollection defines a SystemSpecificCollection in the context of a scoping System. It represents a Collection that only has meaning in the context of a System, and/or whose elements are restricted by the definition of the System. In the Replication Services profile, it is used to associate the Allocated Resources to the top level Computer System of the Replication Services Profile in support of Cascading.

CIM_HostedCollection is subclassed from CIM_HostedDependency.

Created By: Static

Modified By: Static

Deleted By: Static

Requirement: Mandatory

Table 561 describes class CIM_HostedCollection (Allocated Resources).

Table 561 - SMI Referenced Properties/Methods for CIM_HostedCollection (Allocated Resources)

Properties	Flags	Requirement	Description & Notes
Antecedent		Mandatory	
Dependent		Mandatory	

26.8.6 CIM_HostedCollection (Between ComputerSystem and RemoteReplicationCollection)

Associates the RemoteReplicationCollection (ConnectivityCollection) to the hosting System.

Created By: Static

Modified By: Static

Deleted By: Static

Requirement: Required if remote replication is supported.

Table 562 describes class CIM_HostedCollection (Between ComputerSystem and RemoteReplicationCollection).

Table 562 - SMI Referenced Properties/Methods for CIM_HostedCollection (Between ComputerSystem and RemoteReplicationCollection)

Properties	Flags	Requirement	Description & Notes
Antecedent		Mandatory	
Dependent		Mandatory	

26.8.7 CIM_HostedCollection (Between ComputerSystem and ReplicationGroup)

Associates the replication group to the hosting System.

Created By: Extrinsic: CreateGroup

Modified By: Extrinsic: DeleteGroup, RemoveMembers

Deleted By: Extrinsic: DeleteGroup

Requirement: Required if groups are supported.

Table 563 describes class CIM_HostedCollection (Between ComputerSystem and ReplicationGroup).

Table 563 - SMI Referenced Properties/Methods for CIM_HostedCollection (Between ComputerSystem and ReplicationGroup)

Properties	Flags	Requirement	Description & Notes
Antecedent		Mandatory	
Dependent		Mandatory	

26.8.8 CIM_HostedCollection (Remote Resources)

CIM_HostedCollection defines a SystemSpecificCollection in the context of a scoping System. It represents a Collection that only has meaning in the context of a System, and/or whose elements are restricted by the definition of the System. In the Replication Services Profile, it is used to associate the Remote Resources to the top level Computer System of the Replication Services Profile that supports Cascading.

CIM_HostedCollection is subclassed from CIM_HostedDependency.

Created By: Static

Modified By: Static

Deleted By: Static

Requirement: This is required if SNIA_RemoteResources is modeled.

Table 564 describes class CIM_HostedCollection (Remote Resources).

Table 564 - SMI Referenced Properties/Methods for CIM_HostedCollection (Remote Resources)

Properties	Flags	Requirement	Description & Notes
Antecedent		Mandatory	
Dependent		Mandatory	

26.8.9 CIM_HostedService

Created By: Static

Modified By: Static

Deleted By: Static

Requirement: Mandatory

Table 565 describes class CIM_HostedService.

Table 565 - SMI Referenced Properties/Methods for CIM_HostedService

Properties	Flags	Requirement	Description & Notes
Antecedent		Mandatory	The hosting System.
Dependent		Mandatory	The Replication Service hosted on the System.

26.8.10 CIM_MemberOfCollection (Allocated Resources)

This use of MemberOfCollection is to collect all allocated shadow component instances (in the AllocatedResources collection).

Created By: Static

Modified By: Static

Deleted By: Static

Requirement: Optional

Table 566 describes class CIM_MemberOfCollection (Allocated Resources).

Table 566 - SMI Referenced Properties/Methods for CIM_MemberOfCollection (Allocated Resources)

Properties	Flags	Requirement	Description & Notes
Member		Mandatory	
Collection		Mandatory	

26.8.11 CIM_MemberOfCollection (ProtocolEndpoints to RemoteReplicationCollection)

Associates ProtocolEndpoints to RemoteReplicationCollection (ConnectivityCollection).

Created By: Extrinsic: CreateRemoteReplicationCollection, AddToRemoteReplicationCollection

Modified By: Static

Deleted By: Extrinsic: RemoveFromRemoteReplicationCollection

Requirement: Optional

Table 567 describes class CIM_MemberOfCollection (ProtocolEndpoints to RemoteReplicationCollection).

Table 567 - SMI Referenced Properties/Methods for CIM_MemberOfCollection (ProtocolEndpoints to RemoteReplicationCollection)

Properties	Flags	Requirement	Description & Notes
Collection		Mandatory	
Member		Mandatory	

26.8.12 CIM_MemberOfCollection (Remote Resources)

This use of MemberOfCollection is to collect all shadow components (in the RemoteResources collection). Each association (and the RemoteResources collection, itself) is created through external means.

Created By: Static
 Modified By: Static
 Deleted By: Static
 Requirement: Optional

Table 568 describes class CIM_MemberOfCollection (Remote Resources).

Table 568 - SMI Referenced Properties/Methods for CIM_MemberOfCollection (Remote Resources)

Properties	Flags	Requirement	Description & Notes
Member		Mandatory	
Collection		Mandatory	

26.8.13 CIM_MemberOfCollection (Storage elements to RemoteReplicationCollection)

Associates storage elements to RemoteReplicationCollection (ConnectivityCollection).

Created By: Extrinsic: CreateElementReplica, CreateGroupReplica
 Modified By: Extrinsic: AddMembers, RemoveMembers
 Deleted By: Extrinsic: DeleteGroup
 Requirement: Optional

Table 569 describes class CIM_MemberOfCollection (Storage elements to RemoteReplicationCollection).

Table 569 - SMI Referenced Properties/Methods for CIM_MemberOfCollection (Storage elements to RemoteReplicationCollection)

Properties	Flags	Requirement	Description & Notes
Collection		Mandatory	
Member		Mandatory	

26.8.14 CIM_OrderedMemberOfCollection

Associates ReplicationGroup to storage elements.

Created By: Extrinsic: CreateGroup
 Modified By: Extrinsic: AddMembers, RemoveMembers
 Deleted By: Extrinsic: DeleteGroup, RemoveMembers
 Requirement: Required if groups are supported.

Table 570 describes class CIM_OrderedMemberOfCollection.

Table 570 - SMI Referenced Properties/Methods for CIM_OrderedMemberOfCollection

Properties	Flags	Requirement	Description & Notes
AssignedSequence		Mandatory	Indicates relative position of members within a group.
Collection		Mandatory	
Member		Mandatory	

26.8.15 CIM_ProtocolEndpoint

Special purpose endpoint that represents connections between systems.

Created By: Static

Modified By: Static

Deleted By: Static

Requirement: Required if remote replication is supported.

Table 571 describes class CIM_ProtocolEndpoint.

Table 571 - SMI Referenced Properties/Methods for CIM_ProtocolEndpoint

Properties	Flags	Requirement	Description & Notes
SystemCreationClassName		Mandatory	
SystemName		Mandatory	
CreationClassName		Mandatory	
Name		Mandatory	
ProtocolIFType		Mandatory	Value always reflects protocol type. Values: 1: Other 6: Ethernet CSMA/CD 7: ISO 802.3 CSMA/CD 8: ISO 802.4 Token Bus 15: FDDI 56: Fibre Channel 117: Gigabit Ethernet 4096: IPv4 4097: IPv6 4098: IPv4/IPv6 4111: TCP.
OtherTypeDescription	N	Optional	String identifying the Other connection protocol.
OperationalStatus		Mandatory	An array containing the operational status of protocol end point.

26.8.16 CIM_RemoteReplicationCollection

Collects the ProtocolEndpoints/ServiceAccessPoints used by Replication Services.

Created By: Extrinsic: CreateRemoteReplicationCollection

Modified By: Extrinsic: AddToRemoteReplicationCollection, RemoveFromRemoteReplicationCollection

Deleted By: Extrinsic: Static

Requirement: Required if remote replication is supported.

Table 572 describes class CIM_RemoteReplicationCollection.

Table 572 - SMI Referenced Properties/Methods for CIM_RemoteReplicationCollection

Properties	Flags	Requirement	Description & Notes
InstanceID		Mandatory	Opaque.
ElementName		Optional	User Friendly name.
ConnectivityStatus		Mandatory	An enumeration describing the current or potential connectivity between endpoints in this collection. Values: 2: Connectivity - Up 3: No Connectivity - Down 4: Partitioned - Partial connectivity.
Active	N	Optional	Indicates that this collection is currently active and allows replication activities to the remote elements.
DeleteOnUnassociated	N	Optional	If true, this instance of RemoteReplicationCollection will be deleted when it is no longer associated with an access point.
SoftwareCompressionEnabled	MN	Optional	This boolean property indicates if software compression is enabled -- the transmitted/received data is compressed by software. The default is false.
HardwareCompressionEnabled	MN	Optional	This boolean property indicates if hardware compression is enabled -- the transmitted/received data is compressed by hardware. The default is false.

26.8.17 CIM_RemoteServiceAccessPoint

Created By: Extrinsic: Static

Modified By: Static

Deleted By: Static

Requirement: Required if remote replication is supported.

Table 573 describes class CIM_RemoteServiceAccessPoint.

Table 573 - SMI Referenced Properties/Methods for CIM_RemoteServiceAccessPoint

Properties	Flags	Requirement	Description & Notes
SystemCreationClassName		Mandatory	
CreationClassName		Mandatory	
SystemName		Mandatory	
Name		Mandatory	
ElementName		Optional	User Friendly name.
AccessInfo		Mandatory	Access or addressing information or a combination of this information for a remote connection. This information can be a host name, network address, or similar information.
InfoFormat		Mandatory	The format of the Management Address (i.e. AccessInfo). For example: "Host Name", "IPv4 Address", "IPv6 Address", "URL". See MOF for the complete list and values.

26.8.18 CIM_ReplicaPoolForStorage

Associates special storage pool for Snapshots (delta replicas) to a source element.

Created By: Static

Modified By: Static

Deleted By: Static

Requirement: Optional

Table 574 describes class CIM_ReplicaPoolForStorage.

Table 574 - SMI Referenced Properties/Methods for CIM_ReplicaPoolForStorage

Properties	Flags	Requirement	Description & Notes
Antecedent		Mandatory	
Dependent		Mandatory	

26.8.19 CIM_ReplicationEntity

Represents a replication entity such as an entity known by its World Wide Name (WWN).

Created By: Extrinsic: AddReplicationEntity

Modified By: Static

Deleted By: Static

Requirement: Optional

Table 575 describes class CIM_ReplicationEntity.

Table 575 - SMI Referenced Properties/Methods for CIM_ReplicationEntity

Properties	Flags	Requirement	Description & Notes
InstanceID		Mandatory	Key.
Type		Mandatory	Indicates how to interpret the information appearing in EntityID. Values: 2: StoragePool 3: StorageExtent 4: StorageVolume 5: LogicalDisk 6: Filesystem 7: WWN 8: URI 9: Objectpath 10: Encoded in EntityID.
EntityID		Mandatory	An ID representing the resource identified by this entity. For example, the WWN or the URI of an element. The property Type is to be used to interpret the ID.
OtherTypeDescription	N	Optional	Populated when Type has the value of Other.
Persistent	MN	Optional	If false, the instance of this object, not the element represented by this entity, may be deleted at the completion of a copy operation.

26.8.20 CIM_ReplicationGroup

Experimental. Represents a group of elements participating in a replication activity.

Created By: Extrinsic: CreateGroup

Modified By: Extrinsic: AddMembers, RemoveMembers

Deleted By: Extrinsic: DeleteGroup

Requirement: Required if groups are supported.

Table 576 describes class CIM_ReplicationGroup.

Table 576 - SMI Referenced Properties/Methods for CIM_ReplicationGroup

Properties	Flags	Requirement	Description & Notes
InstanceID		Mandatory	Within the scope of an array, the InstanceID opaquely and uniquely identifies an instance of this class.
Persistent	MN	Optional	If false, the group, not the elements associated with the group, may be deleted at the completion of a copy operation.
DeleteOnEmptyElement	M	Mandatory	If true and empty groups are allowed, the group will be deleted when the last element is removed from the group. If empty groups are not allowed, the group will be deleted automatically when the group becomes empty.
DeleteOnUnassociated	M	Mandatory	If true, the group will be deleted when the group is no longer associated with another group. This can happen if all synchronization associations to the individual elements of the group are dissolved.
ConsistentPointInTime	N	Optional	If it is true, it means the point-in-time was created at an exact time with no I/O activities in such a way the data is consistent among all the elements of the group. This property is only valid when the group is a target of a copy operation.

26.8.21 CIM_ReplicationService

Experimental. Base class for Replication Services.

Created By: Static

Modified By: Static

Deleted By: Static

Requirement: Mandatory

Table 577 describes class CIM_ReplicationService.

Table 577 - SMI Referenced Properties/Methods for CIM_ReplicationService

Properties	Flags	Requirement	Description & Notes
SystemCreationClassName		Mandatory	
SystemName		Mandatory	
CreationClassName		Mandatory	
Name		Mandatory	
CreateElementReplica()		Mandatory	
CreateGroupReplica()		Conditional	Conditional requirement: Required if groups are supported.
CreateListReplica()		Optional	

Table 577 - SMI Referenced Properties/Methods for CIM_ReplicationService

Properties	Flags	Requirement	Description & Notes
CreateSynchronizationAspect()		Optional	
ModifyReplicaSynchronization()		Mandatory	
ModifyListSynchronization()		Optional	
ModifySettingsDefineState()		Optional	
CreateGroup()		Conditional	Conditional requirement: Required if groups are supported.
DeleteGroup()		Conditional	Conditional requirement: Required if groups are supported.
AddMembers()		Conditional	Conditional requirement: Required if groups are supported.
RemoveMembers()		Conditional	Conditional requirement: Required if groups are supported.
GetAvailableTargetElements()		Optional	
GetPeerSystems()		Optional	
GetReplicationRelationships()		Optional	
GetServiceAccessPoints()		Optional	
AddReplicationEntity()		Optional	
AddServiceAccessPoint()		Optional	
AddSharedSecret()		Optional	
CreateGroupReplicaFromElements()		Optional	
GetReplicationRelationshipInstance()		Optional	
ModifyListSettingsDefineState()		Optional	
CreateRemoteReplicationCollection()		Optional	
AddToRemoteReplicationCollection()		Optional	
RemoveFromRemoteReplicationCollection()		Optional	

26.8.22CIM_ReplicationServiceCapabilities

Experimental. This class defines all of the capability properties for the replication services.

Created By: Static

Modified By: Static

Deleted By: Static

Requirement: Mandatory

Table 578 describes class CIM_ReplicationServiceCapabilities.

Table 578 - SMI Referenced Properties/Methods for CIM_ReplicationServiceCapabilities

Properties	Flags	Requirement	Description & Notes
InstanceID		Mandatory	
ElementName		Mandatory	User Friendly name.
SupportedReplicationTypes		Mandatory	Enumeration indicating the supported SyncType/Mode/Local-or-Remote combinations. Values: 2: Synchronous Mirror Local 3: Asynchronous Mirror Local 4: Synchronous Mirror Remote 5: Asynchronous Mirror Remote 6: Synchronous Snapshot Local 7: Asynchronous Snapshot Local 8: Synchronous Snapshot Remote 9: Asynchronous Snapshot Remote 10: Synchronous Clone Local 11: Asynchronous Clone Local 12: Synchronous Clone Remote 13: Asynchronous Clone Remote 14: Synchronous TokenizedClone Local 15: Asynchronous TokenizedClone Local 16: Synchronous TokenizedClone Remote 17: Asynchronous TokenizedClone Remote.
SupportedStorageObjects		Mandatory	Enumeration indicating the supported storage objects. Values: 2: StorageVolume 3: LogicalDisk.
SupportedAsynchronousActions	N	Mandatory	Identify replication methods using job control. Values: 2: CreateElementReplica 3: CreateGroupReplica 4: CreateSynchronizationAspect 5: ModifyReplicaSynchronization 6: ModifyListSynchronization 7: ModifySettingsDefineState 8: GetAvailableTargetElements 9: GetPeerSystems 10: GetReplicationRelationships 11: GetServiceAccessPoints 19: CreateListReplica.

Table 578 - SMI Referenced Properties/Methods for CIM_ReplicationServiceCapabilities

Properties	Flags	Requirement	Description & Notes
SupportedSynchronousActions	N	Mandatory	Identify replication methods not using job control. Values: 2: CreateElementReplica 3: CreateGroupReplica 4: CreateSynchronizationAspect 5: ModifyReplicaSynchronization 6: ModifyListSynchronization 7: ModifySettingsDefineState 8: GetAvailableTargetElements 9: GetPeerSystems 10: GetReplicationRelationships 11: GetServiceAccessPoints 12: CreateGroup 13: DeleteGroup 14: AddMembers 15: RemoveMembers 16: AddReplicationEntity 17: AddServiceAccessPoint 18: AddSharedSecret 19: CreateListReplica.
ConvertSyncTypeToReplicationType()		Mandatory	
ConvertReplicationTypeToSyncType()		Mandatory	
GetSupportedCopyStates()		Mandatory	
GetSupportedGroupCopyStates()		Conditional	Conditional requirement: Required if groups are supported.
GetSupportedWaitForCopyStates()		Optional	
GetSupportedFeatures()		Mandatory	
GetSupportedGroupFeatures()		Conditional	Conditional requirement: Required if groups are supported.
GetSupportedConsistency()		Conditional	Conditional requirement: Required if groups are supported.
GetSupportedOperations()		Mandatory	
GetSupportedGroupOperations()		Conditional	Conditional requirement: Required if groups are supported.
GetSupportedListOperations()		Optional	
GetSupportedSettingsDefineStateOperations()		Optional	

Table 578 - SMI Referenced Properties/Methods for CIM_ReplicationServiceCapabilities

Properties	Flags	Requirement	Description & Notes
GetSupportedThinProvisioningFeatures()		Optional	
GetSupportedStorageCompressionFeatures()		Optional	
GetSupportedMaximum()		Optional	
GetDefaultConsistency()		Conditional	Conditional requirement: Required if groups are supported.
GetDefaultGroupPersistence()		Conditional	Conditional requirement: Required if groups are supported.
GetSupportedReplicationSettingData()		Optional	
GetDefaultReplicationSettingData()		Optional	
GetSupportedConnectionFeatures()		Optional	
GetSynchronizationSupported()		Optional	
GetSupportedTokenizedReplicationType()		Optional	

26.8.23 CIM_ReplicationSettingData

Experimental. Contains special options for use by methods of Replication Services.

Created By: Static

Modified By: Static

Deleted By: Static

Requirement: Optional

Table 579 describes class CIM_ReplicationSettingData.

Table 579 - SMI Referenced Properties/Methods for CIM_ReplicationSettingData

Properties	Flags	Requirement	Description & Notes
InstanceID		Mandatory	
ElementName		Mandatory	User Friendly name.
Pairing	MN	Optional	Controls how source and target elements are paired. Values: 2: Instrumentation decides 3: Exact order 4: Optimum (If possible source and target elements on different adapters).
UnequalGroupsAction	MN	Optional	Indicates what should happen if number of elements in source and target are unequal. Values: 2: Return an error 3: Allow larger source group 4: Allow larger target group.

Table 579 - SMI Referenced Properties/Methods for CIM_ReplicationSettingData

Properties	Flags	Requirement	Description & Notes
DesiredCopyMethodology	MN	Optional	Request specific copy methodology. Values: 1: Other 2: Instrumentation decides 3: Full-Copy 4: Incremental-Copy 5: Differential-Copy 6: Copy-On-Write 7: Copy-On-Access 8: Delta-Update 9: Snap-And-Clone.
TargetElementSupplier	MN	Optional	If target elements are not supplied, this property indicates where the target elements should come from. Values: 1: Use existing elements 2: Create new elements 3: Use existing or Create new elements 4: Instrumentation decides 5: Client must supply.
ThinProvisioningPolicy	MN	Optional	If the target element is not supplied, this property specifies the provisioning of the target element. Values: 2: Copy thin source to thin target 3: Copy thin source to full target 4: Copy full source to thin target 5: Provisioning of target same as source 6: Target pool decides provisioning of target element 7: Implementation decides provisioning of target.
StorageCompressionPolicy	MN	Optional	If the target element is not supplied, this property specifies the compression of the target element. Values: 2: Copy compressed source to compressed target 3: Copy compressed source to uncompressed target 4: Copy uncompressed source to compressed target 5: Compression of target same as source 6: Target pool decides compression of target element 7: Implementation decides compression of target.
ConsistentPointInTime	MN	Optional	If it is true, it means the point-in-time to be created at an exact time with no I/O activities in such a way the data is consistent among all the elements or the group.
DeltaUpdateInterval	MN	Optional	If non-zero, it specifies the interval between the snapshots of source element, for example, every 23 minutes (00000000002300.000000:000). If zero or NULL, the implementation decides.
Multihop	MN	Optional	This property applies to multihop copy operation. It specifies the number of hops the starting source (or group) element is expected to be copied. Default is 1.

Table 579 - SMI Referenced Properties/Methods for CIM_ReplicationSettingData

Properties	Flags	Requirement	Description & Notes
OnGroupOrListError	MN	Optional	This property applies to group or list operations. It specifies what the implementation should do if an error is encountered before all entries in the group or list are processed. Default is to Stop. 2: Continue 3: Stop.
CopyPriority	MN	Optional	This property sets the StorageSynchronized.CopyPriority property. CopyPriority allows the priority of background copy operation to be managed relative to host I/O operations during a sequential background copy operation. 0: Not Managed 1: Low 2: Same (as host I/O) 3: High 4: Urgent.
FailedCopyStopsHostIO	MN	Optional	If true, the storage array tells host to stop sending data to source element if copying to a remote element fails.
CopyRecoveryMode	MN	Optional	Describes whether the copy operation continues after a broken link is restored. If Manual, the CopyState is set to Suspended after the link is restored. It is required to issue the Resume operation to continue. Values: 2: Automatic 3: Manual 4: Implementation decides.
UnequalListsAction	MN	Optional	Indicates what should happen if number of elements in source and target lists are unequal. Values: 2: Return an error 3: Allow source list to be larger 4: Allow target list to be larger.
DeltaUpdateBlocks	MN	Optional	This property applies to Delta-Update copy methodology. If non-zero, it specifies the snapshots of source element should be created after this number of blocks have been modified. If both DeltaUpdateBlocks and DeltaUpdateInterval are specified the snapshot is created based on which criterion occurs first. If NULL or 0, the implementation decides the number of blocks.
ReadOnly	MN	Optional	This property specifies whether the source, the target, or both elements should be read only to the host. Values: 2: SystemElement (source) 3: SyncedElement (target) 4: Both.
TargetElementResourcePool	MN	Optional	If the target element resource pool is not supplied and the implementation is expected to create the target element, the instrumentation selects the resource pool based on this property. Values: 2: Implementation decides 3: Same as source element.

Table 579 - SMI Referenced Properties/Methods for CIM_ReplicationSettingData

Properties	Flags	Requirement	Description & Notes
TargetElementGoal	MN	Optional	If the target element goal is not supplied and the implementation is expected to create the target element, the instrumentation selects the goal based on this property. Values: 2: Implementation decides 3: Same as source element.
RRCSoftwareCompressionEnabled	MN	Optional	This boolean property indicates if software compression is enabled -- the transmitted/received data is compressed by software. The default is false.
RRCHardwareCompressionEnabled	MN	Optional	This boolean property indicates if hardware compression is enabled -- the transmitted/received data is compressed by hardware. The default is false.
AutoDelete	MN	Optional	The created element can be deleted if system resources are running low. The default is false.
TimeBeforeRemoval	MN	Optional	The amount of time that the element is retained. If this property is non-null, AutoDelete is ignored.

26.8.24 CIM_SAPAvailableForFileShare

This association identifies the element that is serviced by the ProtocolEndpoint.

Created By: Static

Modified By: Static

Deleted By: Static

Requirement: Required if remote replication is supported.

Table 580 describes class CIM_SAPAvailableForFileShare.

Table 580 - SMI Referenced Properties/Methods for CIM_SAPAvailableForFileShare

Properties	Flags	Requirement	Description & Notes
FileShare		Mandatory	The managed element.
AvailableSAP		Mandatory	The servicing protocol end point.

26.8.25 CIM_ServiceAffectsElement (Between ReplicationService and RemoteReplicationCollection)

Associates Replication Service to RemoteReplicationCollection (ConnectivityCollection).

Created By: Static

Modified By: Static

Deleted By: Static

Requirement: Required if remote replication is supported.

Table 581 describes class CIM_ServiceAffectsElement (Between ReplicationService and RemoteReplicationCollection).

Table 581 - SMI Referenced Properties/Methods for CIM_ServiceAffectsElement (Between ReplicationService and RemoteReplicationCollection)

Properties	Flags	Requirement	Description & Notes
AffectingElement		Mandatory	Replication Service.
AffectedElement		Mandatory	Remote Replication Collection.

26.8.26 CIM_ServiceAffectsElement (Between ReplicationService and ReplicationEntity)

Associates Replication Service to ReplicationEntity.

Created By: Static

Modified By: Static

Deleted By: Static

Requirement: Optional

Table 582 describes class CIM_ServiceAffectsElement (Between ReplicationService and ReplicationEntity).

Table 582 - SMI Referenced Properties/Methods for CIM_ServiceAffectsElement (Between ReplicationService and ReplicationEntity)

Properties	Flags	Requirement	Description & Notes
AffectingElement		Mandatory	Replication Service.
AffectedElement		Mandatory	Replication Entity.

26.8.27 CIM_ServiceAffectsElement (Between ReplicationService and ReplicationGroup)

Associates Replication Service to Replication Group.

Created By: Extrinsic: CreateGroup

Modified By: Extrinsic: DeleteGroup, RemoveMembers

Deleted By: Extrinsic: DeleteGroup

Requirement: Required if groups are supported.

Table 583 describes class CIM_ServiceAffectsElement (Between ReplicationService and ReplicationGroup).

Table 583 - SMI Referenced Properties/Methods for CIM_ServiceAffectsElement (Between ReplicationService and ReplicationGroup)

Properties	Flags	Requirement	Description & Notes
AffectingElement		Mandatory	Replication Service.
AffectedElement		Mandatory	Replication Group.

26.8.28 CIM_SettingsAffectSettings (Between SynchronizationAspect and child SynchronizationAspects)

Associates a SynchronizationAspect associated to a replication group to individual instances of SynchronizationAspect.

Created By: Extrinsic: CreateSynchronizationAspect

Modified By: Static

Deleted By: Extrinsic: ModifySettingsDefineState, ModifyReplicaSynchronization

Requirement: Optional

Table 584 describes class CIM_SettingsAffectSettings (Between SynchronizationAspect and child SynchronizationAspects).

Table 584 - SMI Referenced Properties/Methods for CIM_SettingsAffectSettings (Between SynchronizationAspect and child SynchronizationAspects)

Properties	Flags	Requirement	Description & Notes
ManagedElement		Mandatory	SynchronizationAspect associated to replication group.
SettingData		Mandatory	SynchronizationAspect associated to replication group members.

26.8.29 CIM_SettingsDefineState (Between ReplicationGroup and SynchronizationAspect)

Associates a replication group to an instance of SynchronizationAspect.

Created By: Extrinsic: CreateSynchronizationAspect

Modified By: Static

Deleted By: Extrinsic: ModifySettingsDefineState, ModifyReplicaSynchronization

Requirement: Optional

Table 585 describes class CIM_SettingsDefineState (Between ReplicationGroup and SynchronizationAspect).

Table 585 - SMI Referenced Properties/Methods for CIM_SettingsDefineState (Between ReplicationGroup and SynchronizationAspect)

Properties	Flags	Requirement	Description & Notes
ManagedElement		Mandatory	Storage Element.
SettingData		Mandatory	Synchronization Aspect.

26.8.30 CIM_SettingsDefineState (Between storage object and SynchronizationAspect)

Associates a storage object to an instance of SynchronizationAspect.

Created By: Static

Modified By: Static

Deleted By: Static

Requirement: Optional

Table 586 describes class CIM_SettingsDefineState (Between storage object and SynchronizationAspect).

Table 586 - SMI Referenced Properties/Methods for CIM_SettingsDefineState (Between storage object and SynchronizationAspect)

Properties	Flags	Requirement	Description & Notes
ManagedElement		Mandatory	Storage Element.
SettingData		Mandatory	Synchronization Aspect.

26.8.31 CIM_SharedSecret

Created By: Extrinsic: AddSharedSecret

Modified By: Static

Deleted By: Static

Requirement: Required if remote replication is supported.

Table 587 describes class CIM_SharedSecret.

Table 587 - SMI Referenced Properties/Methods for CIM_SharedSecret

Properties	Flags	Requirement	Description & Notes
SystemCreationClassName		Mandatory	Key.
SystemName		Mandatory	Key.
ServiceCreationClassName		Mandatory	Key.
ServiceName		Mandatory	Key.
RemotelD		Mandatory	Key, The identity of the client as known on the remote system.
Secret		Mandatory	A secret.

26.8.32 CIM_StorageSynchronized

Experimental. Associates replica target element to source element.

Created By: Extrinsic: CreateElementReplica, CreateGroupReplica, CreateListReplica

Modified By: Extrinsic: ModifyReplicaSynchronization

Deleted By: Extrinsic: ModifyReplicaSynchronization

Requirement: Mandatory

Table 588 describes class CIM_StorageSynchronized.

Table 588 - SMI Referenced Properties/Methods for CIM_StorageSynchronized

Properties	Flags	Requirement	Description & Notes
WhenSynced	N	Optional	Date and time synchronization of the elements is achieved.
WhenEstablished	N	Optional	Specifies when the association was established.

Table 588 - SMI Referenced Properties/Methods for CIM_StorageSynchronized

Properties	Flags	Requirement	Description & Notes
WhenSynchronized	N	Optional	Specifies when the CopyState has a value of Synchronized.
WhenActivated	N	Optional	Specifies when the association was activated.
WhenSuspended	N	Optional	Specifies when the association was suspended.
SyncMaintained		Mandatory	Boolean indicating whether synchronization is maintained.
SyncType		Mandatory	Type of association between source and target groups. Values: 6: Mirror 7: Snapshot 8: Clone.
Mode		Mandatory	Specifies when target elements are updated. Values: 2: Synchronous 3: Asynchronous.
RequestedCopyState		Optional	Indicates the last requested or desired state for the association. Values: 4: Synchronized 6: Fractured 7: Split 8: Inactive 9: Suspended 10: Failedover 11: Prepared 12: Aborted 15: Not Applicable 16: Partitioned 17: Invalid 18: Restored.
ReplicaType		Optional	

Table 588 - SMI Referenced Properties/Methods for CIM_StorageSynchronized

Properties	Flags	Requirement	Description & Notes
CopyState		Mandatory	State of association between source and target groups. Values: 2: Initialized 3: Unsynchronized 4: Synchronized 5: Broken 6: Fractured 7: Split 8: Inactive 9: Suspended 10: FailedOver 11: Prepared 12: Aborted 13: Skewed 14: Mixed 15: Not Applicable 16: Partitioned 17: Invalid 18: Restored.

Table 588 - SMI Referenced Properties/Methods for CIM_StorageSynchronized

Properties	Flags	Requirement	Description & Notes
ProgressStatus	N	Optional	Status of association between source and target groups. Values: 2: Completed 3: Dormant 4: Initializing 5: Preparing 6: Synchronizing 7: Resyncing 8: Restoring 9: Fracturing 10: Splitting 11: Failing over 12: Failing back 13: Aborting 14: Mixed 15: Not Applicable 16: Suspending 17: Requires fracture 18: Requires resync 19: Requires activate 20: Pending 21: Detaching 22: Requires detach.
PercentSynced	N	Optional	Specifies the percent of the work completed to reach synchronization. For synchronized associations (e.g. SyncType Mirror), while fractured, the percent difference between source and target elements can be derived by subtracting PercentSynced from 100.
CopyPriority	MN	Optional	CopyPriority allows the priority of background copy engine I/O to be managed relative to host I/O operations during a sequential background copy operation. Values: 0: Not Managed 1: Low 2: Same (as host I/O) 3: High 4: Urgent.
UndiscoveredElement	N	Optional	Specifies whether the source, the target, or both elements involved in a copy operation are undiscovered. If NULL both source and target elements are considered discovered. Values: 2: SystemElement 3: SyncedElement 4: Both.

Table 588 - SMI Referenced Properties/Methods for CIM_StorageSynchronized

Properties	Flags	Requirement	Description & Notes
SyncState		Mandatory	State of association between source and target elements. See MOF for the complete list and values.
FailedCopyStopsHostIO	N	Optional	If true, the storage array tells host to stop sending data to source element if copying to a remote element fails. To set this property initially, use ReplicationSettingData parameter in create method. To modify this property, use ModifyInstance intrinsic method.
CopyRecoveryMode	N	Optional	Describes whether the copy operation continues after a broken link is restored. If Manual, the CopyState is set to Suspended after the link is restored. It is required to issue the Resume operation to continue. To set this property initially, use ReplicationSettingData parameter in create method. To modify this property, use ModifyInstance intrinsic method. Values: 2: Automatic 3: Manual 4: Implementation decides.
ReadOnly	N	Optional	This property specifies whether the source, the target, or both elements are "read only" to the host. Values: 2: SystemElement 3: SyncedElement 4: Both.
SyncedElement		Mandatory	
SystemElement		Mandatory	

26.8.33 CIM_SynchronizationAspect

Experimental. Keeps track of source of a copy operation and point-in-time.

Created By: Extrinsic: CreateElementReplica, CreateListReplica, CreateSynchronizationAspect

Modified By: Extrinsic: ModifyReplicaSynchronization

Deleted By: Extrinsic: ModifyReplicaSynchronization, ModifySettingsDefineState

Requirement: Optional

Table 589 describes class CIM_SynchronizationAspect.

Table 589 - SMI Referenced Properties/Methods for CIM_SynchronizationAspect

Properties	Flags	Requirement	Description & Notes
InstanceID		Mandatory	
SyncType		Mandatory	Type of association between source and target elements. Values: 6: Mirror 7: Snapshot 8: Clone.
ConsistencyEnabled		Conditional	Conditional requirement: Required if groups are supported. Set to true if consistency is enabled.
ElementName		Mandatory	An end user relevant name. The value will be stored in the ElementName property of the created SynchronizationAspect.

Table 589 - SMI Referenced Properties/Methods for CIM_SynchronizationAspect

Properties	Flags	Requirement	Description & Notes
ConsistencyType		Conditional	Conditional requirement: Required if group consistency is enabled. Indicates the consistency type used by the groups. Values: 2: Sequential Consistency.
CopyStatus	N	Optional	Describes the status of copy operation. Values: 2: Not Applicable 3: Operation In Progress 4: Operation Completed.
CopyMethodology	N	Optional	Indicates the copy methodology utilized for copying. Values: 2: Implementation decides 3: Full-Copy 4: Incremental-Copy 5: Differential-Copy 6: Copy-On-Write 7: Copy-On-Access 8: Delta-Update 9: Snap-And-Clone.
WhenPointInTime	N	Optional	Specifies when point-in-time was created.
SourceElement		Mandatory	Reference to the source element or the source group of a copy operation and/or a point-in-time.
AutoDelete	MN	Optional	The created element can be deleted if system resources are running low. The default is false.
TimeBeforeRemoval	MN	Optional	The amount of time that the element is retained. If this property is non-null, AutoDelete is ignored.

26.8.34 SNIA_AllocatedResources

An instance of a default SNIA_AllocatedResources defines the set of components that are allocated and in use by the Replication Services Profile.

SNIA_AllocatedResources is subclassed from CIM_SystemSpecificCollection.

At least one instance of the SNIA_AllocatedResources shall exist for the Replication Services Profile and shall be hosted by one of its ComputerSystems (typically the top level ComputerSystem).

Created By: Static

Modified By: Static

Deleted By: Static

Requirement: Optional

Table 590 describes class SNIA_AllocatedResources.

Table 590 - SMI Referenced Properties/Methods for SNIA_AllocatedResources

Properties	Flags	Requirement	Description & Notes
InstanceID		Mandatory	
ElementName		Mandatory	A user-friendly name for the AllocatedResources collection (e.g., Allocated StorageVolumes).
ElementType		Mandatory	The type of remote resources collected by the AllocatedResources collection. For this version of SMI-S, the only value supported is '2' (Any Type).
CollectionDiscriminator		Mandatory	Experimental. This is an array of values that shall contain one or more values from the list: 'SNIA:Target Volumes', 'SNIA:Source Volumes', 'SNIA:Target Volume Group', 'SNIA:Source Volume Group'.

26.8.35SNIA_RemoteResources

An instance of a default SNIA_RemoteResources defines the set of shadow components that are available to be used by the Replication Services Profile that supports Cascading.

SNIA_RemoteResources is subclassed from CIM_SystemSpecificCollection.

One instance of the SNIA_RemoteResources would exist and shall be hosted by the top level ComputerSystems of the Replication Services Profile that supports Cascading.

Created By: Static

Modified By: Static

Deleted By: Static

Requirement: Optional

Table 591 describes class SNIA_RemoteResources.

Table 591 - SMI Referenced Properties/Methods for SNIA_RemoteResources

Properties	Flags	Requirement	Description & Notes
InstanceID		Mandatory	
ElementName		Mandatory	A user-friendly name for the RemoteResources collection (e.g., Remote StorageVolumes).
ElementType		Mandatory	The type of remote resources collected by the RemoteResources collection. This shall be '2' (Any Type).
CollectionDiscriminator		Mandatory	Experimental. This is an array of values that shall contain one or more values from the list: 'SNIA:Target Volumes', 'SNIA:Source Volumes', 'SNIA:Target Volume Group', 'SNIA:Source Volume Group', 'SNIA:Remote Storage Pools'.

EXPERIMENTAL

Replication Services Profile

EXPERIMENTAL

27 Pools from Volumes Profile

27.1 Description

27.1.1 Overview

The Pools from Volumes Profile defines how a pool may be created from StorageVolumes. The Block Services Package defines how to create a StoragePool from unallocated storage. However, there are some devices that allow the user to create storage pools from already allocated volumes, necessitating this profile. This is a similar concept to Volume Composition, in that the volumes are combined into a larger entity and are no longer available for use as regular volumes. The specific use cases that have been identified for these kinds of pools are for snapshot replica pools and thin provisioned volume pools.

27.1.2 Terminology

This profile uses the following terms to help distinguish between the different uses of StoragePool and StorageVolume. This is done to help distinguish which kind of StorageVolume or StoragePool is being referred to.

Constituent Volume -- StorageVolumes used to create a concrete StoragePool.

Pool Volume -- StorageVolume created from a Constituent Pool.

Constituent Pool -- A concrete StoragePool created from constituent volumes.

27.1.3 Relationship to Block Services Package

The Pools from Volumes Profile extends the Block Services Package with additional descriptions and definitions showing how such pools may be created and how to model the constituent volumes. The existing Block Services classes, properties, and methods are used.

27.1.4 Relationship to Extent Composition

This profile shall not require Extent Composition. Some of the examples make use of Extent Composition but only to demonstrate the relationship of the volumes to the underlying extents.

This profile shall not require any BasedOn association to any underlying extents from the volumes created from the constituent pool, even if Extent Composition is supported by the instrumentation.

27.1.5 Class Model

Figure 147 shows the classes used in this profile. These are the same classes used in the autonomous profile and Block Services Package.

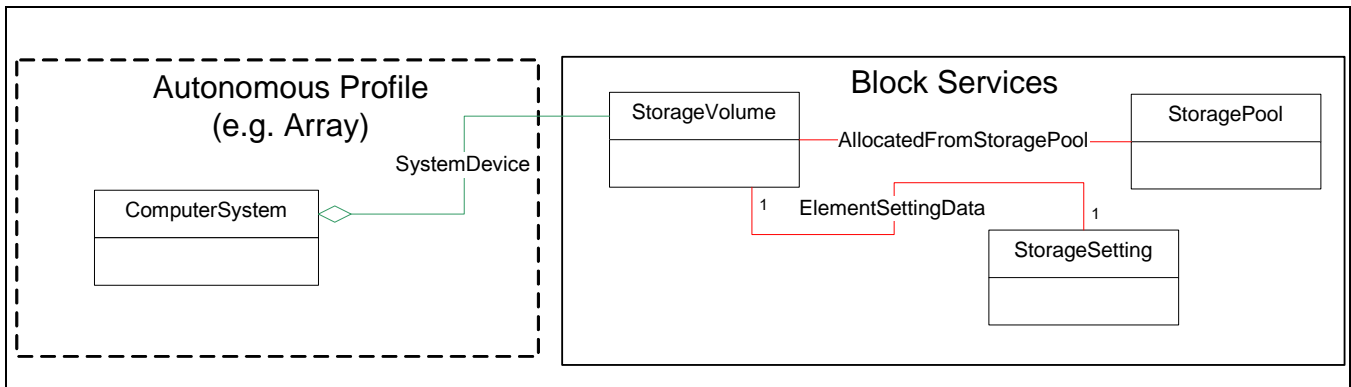


Figure 147 - Class Model

27.1.6 Model Elements

27.1.6.1 StorageVolume

StorageVolume is used in three different contexts in this profile. The first is the normal usage as described in Clause 5: Block Services Package. The second is as a “constituent volume.” These StorageVolumes are normal volumes that have been used to create a concrete StoragePool. This volume has the same associations as normal StorageVolumes with its underlying elements, namely the AllocatedFromStoragePool association to the concrete StoragePool and the BasedOn association to the StorageExtent. Once used to create a StoragePool, this volume can be identified by its Usage property. The third type of StorageVolume is a volume created from the constituent pool. This is referred to as a “pool volume.” This acts as a normal StorageVolume, with the exception that it does not have a BasedOn association to any antecedent StorageExtent, even if Extent Composition is supported.

27.1.6.1.1 Volume Visibility

In some implementations, these volumes may still be visible in a list of volumes reported by the array after pool creation. In this profile, these volumes are called “constituent volumes” to distinguish them from volumes allocated from the pool. Even though these volumes are visible, they are not usable as normal volumes. Some instrumentation may need the ability to “see” a constituent volume in order to perform copy operation or to resize (e.g., shrink) the constituent pool.

27.1.6.2 StoragePool

StoragePool is used in two contexts in this profile. The first is the regular concrete StoragePool. The second is the constituent pool that is created by the constituent volumes.

27.1.7 Example

This example will show the model changes that occur when a constituent StoragePool is created from StorageVolumes. Figure 148 shows the starting conditions. There are two normal StorageVolumes allocated from a concrete pool, labeled ConcretePool in the diagram. This example follows the Extent Composition model, so each volume has a BasedOn association to an underlying StorageExtent that is a ConcreteComponent of the concrete StoragePool. Depending upon the instrumentation, there may be intermediate extents between the volume and extent (e.g. if the instrumentation follows the Volume Composition model, there may be an intermediate CompositeExtent between the StorageVolume and StorageExtent). Although not shown in the diagram, for each ConcreteComponent association, there is

also an AssociatedComponentExtent association between the same two instances the ConcreteComponent associates.

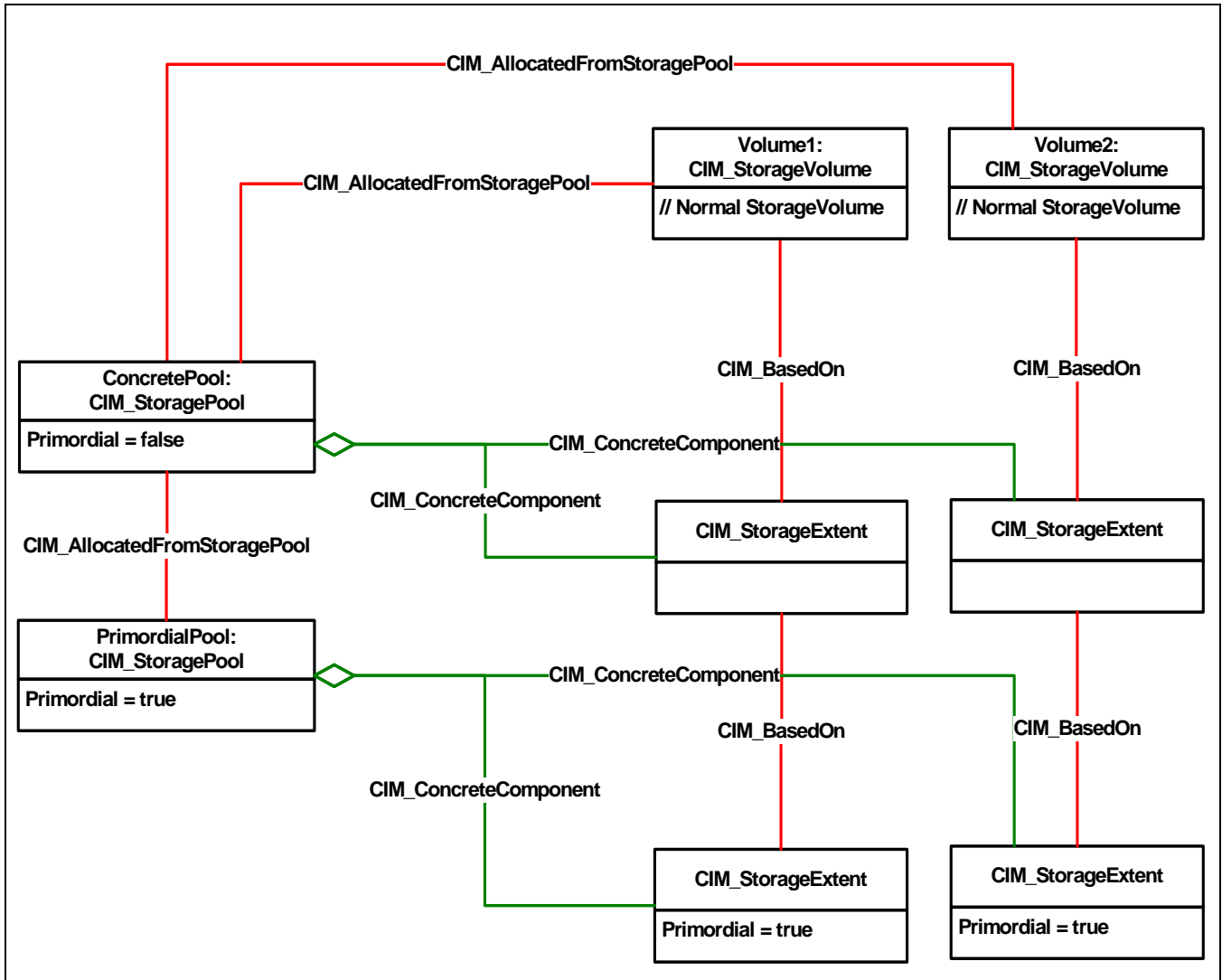


Figure 148 - Before Pool Creation

The next figure, Figure 149, shows the changes that would occur in the model after creation of the StoragePool from the StorageVolumes (e.g. as a result of a invocation of the CreateOrModifyStoragePool method). In this diagram, both of the volumes have been used to create a constituent StoragePool, labeled CreatedPool in the diagram. The following model changes occur:

- `AllocatedFromStoragePool.SpaceConsumed` value goes to 0 for the constituent volumes (Volume1 and Volume2). This is needed to prevent double counting the storage in the newly created StoragePool
- A `ConcreteDependency` association is added between the newly created StoragePool (CreatedPool) and each of the StorageVolumes used to create the pool to show that they represent the same piece of storage
- A `CompositeExtent` is created for each created volume (PoolVolume) and associated to the created pool via `ConcreteComponent` and `AssociatedRemainingExtent` (not shown in figure)
- A one-to-one `BasedOn` association from the created volume to the created `CompositeExtent` is created. `BasedOn` associations are created to associate each of these created `CompositeExtents` to all of the extents

Pools from Volumes Profile

(StorageExtent or CompositeExtent) that have a BasedOn association to the StorageVolume that is a constituent volume of the created StoragePool

These changes are consistent with the Extent Composition Profile.

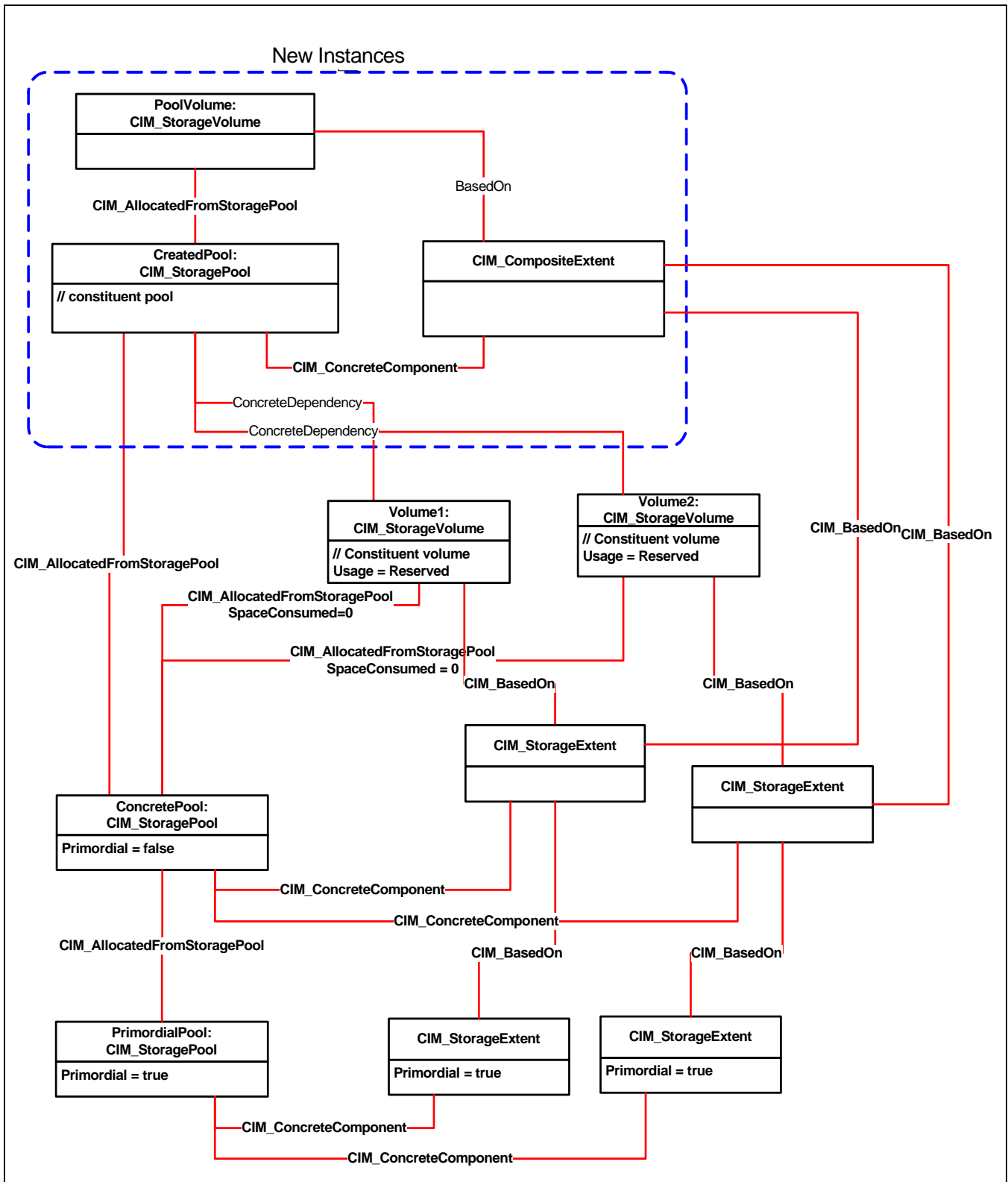


Figure 149 - After Pool Creation

If Extent Composition is not implemented, the model changes are much simpler. The following figure, Figure 150, shows what model changes occur, summarized below.

- AllocatedFromStoragePool.SpaceConsumed value goes to 0 for the constituent volumes (Volume1 and Volume2). This is needed to prevent double counting the storage in the newly created StoragePool
- A ConcreteDependency association is added between the newly created StoragePool (CreatedPool) and each of the StorageVolumes used to create the pool to show that they represent the same piece of storage

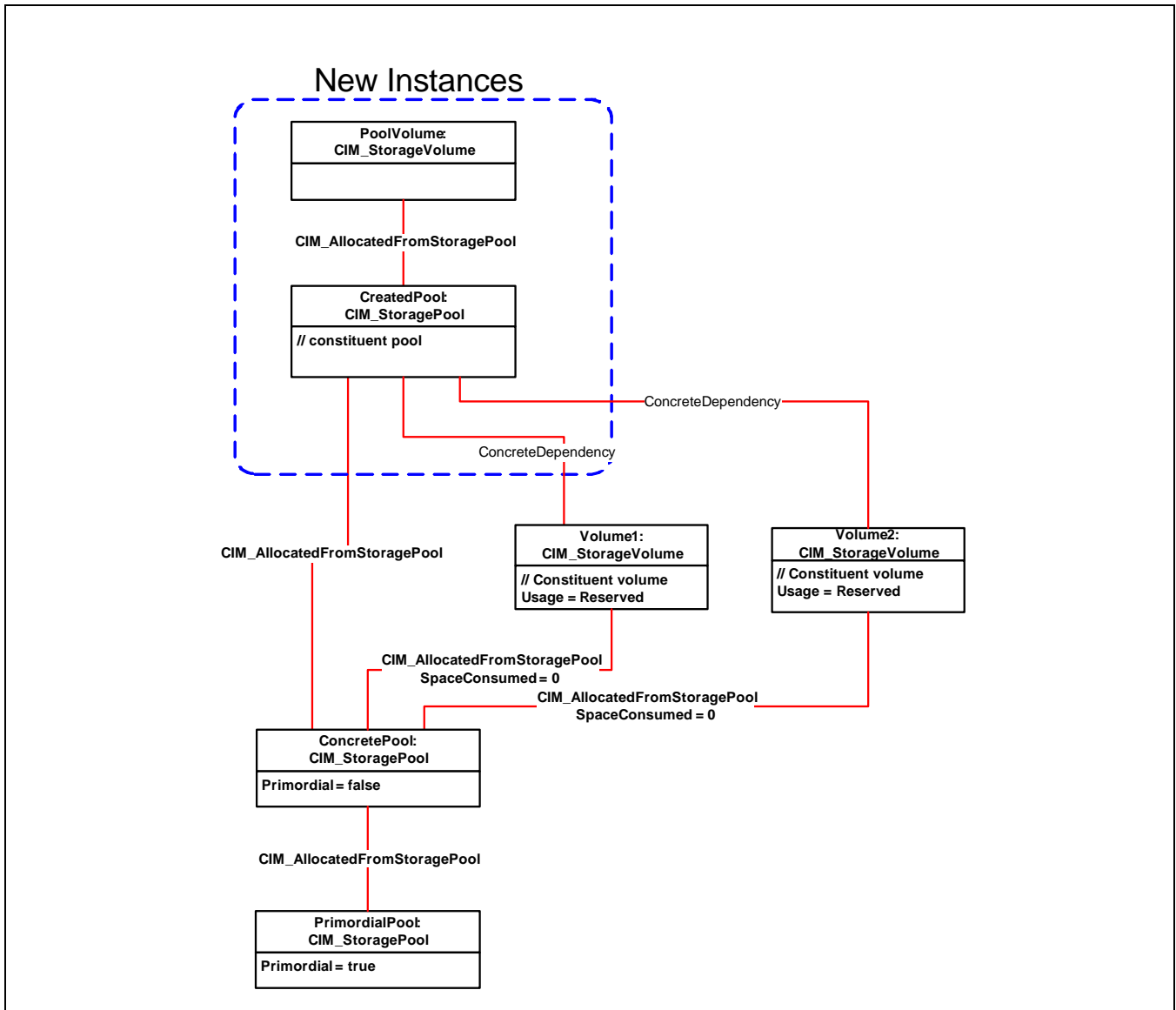


Figure 150 - After Pool Creation without Extent Composition

27.2 Block Services Enhancements

The following classes, methods, and properties from Block Services are enhanced as follows.

27.2.1 StoragePool Manipulation Methods

See 5.1.6.2 "StoragePool Manipulation Methods".

Possible inputs to `CreateOrModifyStoragePool` shall also allow `StorageVolumes`. More details may be found in 27.6 "Methods of the Profile".

27.2.2 Declaring Storage Configuration Options

See 5.1.7 "Declaring Storage Configuration Options".

`SNIA_StorageConfigurationCapabilities.SupportedStoragePoolFeatures` is enhanced to allow "StorageVolumes" as one of the valid options.

27.2.3 The Usage Property

See 5.1.13 "The Usage Property".

The constituent volume can be identified by its Usage property. The value to use is Reserved for Computer System.

27.3 Health and Fault Management Considerations

The same Health and Fault Management Considerations from Block Services apply here.

27.4 Cascading Considerations

Not defined in this specification

27.5 Supported Profiles, Subprofiles, and Packages

This profile requires and extends the Block Services Package.

Use of the Extent Composition Profile is optional in this profile.

27.6 Methods of the Profile

No new methods are defined. Methods from Block Services are enhanced as follows.

27.6.1 CreateOrModifyStoragePool

See 5.5.3.3 "CreateOrModifyStoragePool".

In the context of the Pools from Volumes Profile, a list of `StorageVolumes` shall be the only allowed type for the `InExtents[]` parameter used to build the constituent pool. Use of `StorageExtents` is already allowed by the Block Services Package and this profile shall not change that. The `CreateOrModifyStoragePool` method signature is listed below with a description of the parameters used when creating a `StoragePool` from `StorageVolumes`.

```
uint32 CreateOrModifyStoragePool(
    [In] string ElementName
    [Out] CIM_ConcreteJob ref Job,
    [In] CIM_StorageSetting ref Goal,
    [In,out] UInt64 Size,
    [In] string InPools[ ],
    [In] string InExtents[ ],
    [Out] CIM_StoragePool ref Pool);
```

The parameters are as follows:

- `ElementName`: If the instrumentation supports naming of `StoragePools` this parameter may be used to assign a name to the `StoragePool`
- `Job`: If a `Job` was created as a side-effect of the execution of the method, then a reference to that `Job` is returned through this parameter.

- Goal: This is the Service Level that the StoragePool is expected to provide. This may be a null value in which case a default setting is used.
- Size: Null should be used for the Size parameter as all the passed in capacity (as specified by InExtents) shall be used to create the StoragePool. Size may be specified, but is not recommended, as it may not be possible to accurately estimate the resulting pool size ahead of time, due capacity being reserved for StoragePool overhead. If it is not possible to create an element of at least the desired size, a return code of "Size not supported" shall be returned with size set to the nearest supported size.
- InPools[]: This shall be null when creating a pool. When modifying a pool, there shall be exactly one entry, corresponding to the pool being modified.
- InExtents[]: This is an array of strings containing Object references (see 4.11.5 of *DMTF DSP00200 CIM Operations over HTTP* for format) to source StorageVolumes.
- TheElement: If the method completes without creating a Job, then the TheElement is the object path of the StoragePool that is created. Otherwise, TheElement shall be null. When the TheElement is null, then the storage element created can be determined by using the Job model.

27.6.2 DeleteStoragePool

See 5.5.3.5 "DeleteStoragePool".

When deleting the constituent pool, the constituent volume's AllocatedFromStoragePool.SpaceConsumed value returns to the value it had before it was used to build the constituent pool. The RemainingManagedStorage of the associated parent StoragePool will not change, as the same amount of storage is still in use, albeit in the formerly constituent volumes instead of the constituent pool. The former constituent volumes will have their Usage value reset to that of a normal volume,

The parameters and their meanings are the same as in Block Services DeleteStoragePool.

27.6.3 Storage Element Modification

See 5.5.4.4.1 "Storage Element Modification".

For a constituent pool, the capacity may be expandable by providing the references to existing component StorageVolumes of the StoragePool and additional references to normal StorageVolumes. A constituent pool's capacity may be reducible by providing references to some, but not all, of the current constituent volumes of the StoragePool. If the summary of the capacity of the referenced input StorageVolumes is greater than the TotalManagedSpace of the StoragePool, then this action shall be characterized as a capacity expansion. If this summary is less than the TotalManagedSpace of the StoragePool, then this action shall be characterized as capacity reduction.

What this means in relation to the CreateOrModifyStoragePool method is that the InPools[] parameter shall have exactly one entry, that of the StoragePool being modified. This specification shall only define the case where the StoragePool being modified shall have been created from StorageVolumes.

27.7 Client Considerations and Recipes

27.7.1 Client Considerations

Not included in this standard.

27.7.2 Recipe 1: Create StoragePool

```
// DESCRIPTION
// The goal of this recipe is to create a StoragePool from StorageVolumes
//
// PRE-EXISTING CONDITIONS AND ASSUMPTION
```

Pools from Volumes Profile

```
// 1.A reference to a CIM_ComputerSystem storage array is previously
//     defined in the $BlockServer-> variable
// 2.#Size is set to the size for the new Storage Pool in bytes
//     #Size = total size of the volumes in bytes
// 3.#StorageElementClass is set to the class name of the element being created
//     like CIM_StorageVolume or CIM_LogicalDisk.
// 4. The volumes to use to create the pool have been identified and
//     their object paths stored in $Volumes->[]

// Step 1. Get the configuration services and determine the service
// capabilities. Note that the device may not support storage
// configuration so it is possible that the service is not present and
// the desired management cannot be performed.

try {
    $Services->[] = AssociatorNames($BlockServer->,
        "CIM_HostedService",
        "CIM_StorageConfigurationService",
        null,
        null)

    // StorageConfigurationService and HostedService may not be implemented
    // in the SMI Agent.
    if ($Services->[] == null) {
        <ERROR! Storage Configuration is not supported.>
    }
} catch (CIMException $Exception) {
    // StorageConfigurationService and/or HostedService may not be included in
    // the model implemented at all if Storage Configuration is not supported.
    if ($Exception.CIMStatusCode == "CIM_ERR_INVALID_PARAMETER") {
        <ERROR! Storage Configuration is not supported.>
    }
}

// There should be only one storage configuration service
// associated with the system
$StorageConfigurationService-> = $Services->[0]

// See if the service supports thin provisioned pool creation
// There should be zero or only one StorageConfigurationCapabilities instance
$ServiceCapabilities[] = Associators(
    $StorageConfigurationService->,
    "CIM_ElementCapabilities",
    "SNIA_StorageConfigurationCapabilities",
    null, null, false, false, null)
```

Pools from Volumes Profile

```
if ($ServiceCapabilities[] == null ||
    $ServiceCapabilities[].length == 0) {
    <ERROR! Creation of thin provisioned pools not supported>
}

if (contains(2, // Storage Pool Creation
    $ServiceCapabilities[0].SupportedSynchronousActions[]
    || contains(2, // Storage Pool Creation
    $ServiceCapabilities[0].SupportedAsynchronousActions[]))
{
    #SupportsPoolCreation = true
}

if (contains(
    2, // Storage Pool Creation
    $ServiceCapabilities[0].SupportedAsynchronousActions[]))
{
    #PoolCreationProducesJob = true
}

if (contains(5, // 5 = StorageVolumes
    $ServiceCapabilities[0].SupportedStoragePoolFeatures[]))
{
    #SupportsPoolsFromVolumes = true
}

// Return if thin provisioned pools cannot be created
if ((#SupportesPoolCreation == false) &&
    (#SupportsPoolsFromVolumes == false)) {
    <ERROR! Creation of thin provisioned pools not supported>
}
$StorageCapabilitiesOffered = $ServiceCapabilities[0]

// Step 5. Register for indications on configuration jobs
if(#PoolCreationProducesJob == true)
{
    // `17` ("Completed") `2` ("OK")
    #Filter1 = "SELECT * FROM CIM_InstModification
        WHERE SourceInstance ISA CIM_ConcreteJob
            AND ANY SourceInstance.OperationalStatus[*] = 17
            AND ANY SourceInstance.OperationalStatus[*] = 2"
    @{Determine if Indications already exist or have to be created}
    &CreateIndication(#Filter1)

    // `17` ("Completed") `6` ("Error")
    #Filter2 = "SELECT * FROM CIM_InstModification
```

Pools from Volumes Profile

```
WHERE SourceInstance ISA CIM_ConcreteJob
      AND ANY SourceInstance.OperationalStatus[*] = 17
      AND ANY SourceInstance.OperationalStatus[*] = 6 "
    @{Determine if Indications already exist or have to be created}
    &CreateIndication(#Filter2)
}

// Step 6. Create the Storage Pool
%InArguments["ElementName"] = NULL// we do not care what the name is
%InArguments["Goal"]        = NULL // use default setting
%InArguments["Size"]        = #Size
%InArguments["InExtents"]   = $Volumes->[]
%InArguments["InPools"]    = null

#ReturnValue = InvokeMethod(
    $StorageConfigurationService->,
    "CreateOrModifyStoragePool",
    %InArguments, %OutArguments)

if(#ReturnValue != 0 && #ReturnValue != 4096)
{
    // Storage Pool was not created
    <ERROR! Failed >
}

if(#PoolCreationProducesJob == true && $PoolCreationJob-> != null)
{
    $PoolCreationJob-> = %OutArguments["Job"]

    //Wait until the completion of the job
    // using $PoolCreationJob-> as a filter

    // Wait for indication from either filters defined in step 5
    // If the indication states the Job is 'Complete' and 'Error'
    // then exit with error: ERROR! Job did not complete successfully
}
else {
    $NewPool-> = %OutArguments["Pool"]
}

// Use the new pool
```

27.8 Registered Name and Version

Pools from Volumes version 1.4.0 (Component Profile)

27.9 CIM Elements

Table 592 describes the CIM elements for Pools from Volumes.

Table 592 - CIM Elements for Pools from Volumes

Element Name	Requirement	Description
27.9.1 CIM_AllocatedFromStoragePool (Volume from Pool)	Mandatory	AllocatedFromStoragePool as defined in Block Services.
27.9.2 CIM_ElementCapabilities	Mandatory	Associates StorageCapabilities or StorageConfigurationCapabilities with StoragePool.
27.9.3 CIM_StorageCapabilities	Mandatory	Capabilities class used to generate StorageSettings. Also associated to StoragePools via ElementCapabilities.
27.9.4 CIM_StorageVolume	Mandatory	StorageVolume as defined in Block Services.
27.9.5 CIM_SystemDevice	Mandatory	Associates top level system from Array, Virtualizer, ... to StorageVolume.
27.9.6 SNIA_StorageConfigurationCapabilities	Mandatory	SupportedStoragePoolFeatures as defined in SNIA_StorageConfigurationCapabilities, with the addition of support for StorageVolumes as inputs to pool creation.
27.9.7 SNIA_StoragePool	Mandatory	StoragePool as defined in Block Services.
27.9.8 SNIA_StorageSetting	Optional	StorageSetting as defined in Block Services.

27.9.1 CIM_AllocatedFromStoragePool (Volume from Pool)

AllocatedFromStoragePool as defined in Block Services.

Created By: Static

Modified By: Static

Deleted By: Static

Requirement: Mandatory

Table 593 describes class CIM_AllocatedFromStoragePool (Volume from Pool).

Table 593 - SMI Referenced Properties/Methods for CIM_AllocatedFromStoragePool (Volume from Pool)

Properties	Flags	Requirement	Description & Notes
SpaceConsumed		Mandatory	
Antecedent		Mandatory	
Dependent		Mandatory	

27.9.2 CIM_ElementCapabilities

Associates StorageCapabilities or StorageConfigurationCapabilities with StoragePool.

Created By: Static

Modified By: Static

Deleted By: Static

Requirement: Mandatory

Table 594 describes class CIM_ElementCapabilities.

Table 594 - SMI Referenced Properties/Methods for CIM_ElementCapabilities

Properties	Flags	Requirement	Description & Notes
Capabilities		Mandatory	The capabilities object associated with the element.
ManagedElement		Mandatory	The managed element.

27.9.3 CIM_StorageCapabilities

Capabilities class used to generate StorageSettings. Also associated to StoragePools via ElementCapabilities.

Created By: Extrinsic: StorageCapabilities.CreateSetting

Modified By: Static

Deleted By: Static

Requirement: Mandatory

27.9.4 CIM_StorageVolume

StorageVolume as defined in Block Services.

Created By: External

Modified By: Static

Deleted By: Extrinsic: External

Requirement: Mandatory

27.9.5 CIM_SystemDevice

Associates top level system from Array, Virtualizer, ... to StorageVolume.

Created By: Static

Modified By: Static

Deleted By: Extrinsic: External

Requirement: Mandatory

Table 595 describes class CIM_SystemDevice.

Table 595 - SMI Referenced Properties/Methods for CIM_SystemDevice

Properties	Flags	Requirement	Description & Notes
PartComponent		Mandatory	
GroupComponent		Mandatory	

27.9.6 SNIA_StorageConfigurationCapabilities

SupportedStoragePoolFeatures as defined in SNIA_StorageConfigurationCapabilities, with the addition of support for StorageVolumes as inputs to pool creation.

Created By: Static

Modified By: Static

Deleted By: Static

Requirement: Mandatory

Table 596 describes class SNIA_StorageConfigurationCapabilities.

Table 596 - SMI Referenced Properties/Methods for SNIA_StorageConfigurationCapabilities

Properties	Flags	Requirement	Description & Notes
SupportedStoragePoolFeatures		Mandatory	Lists the types of storage elements that are supported by pool creation/modification. To support Pools from Volumes, this list shall include 5 (StorageVolumes).

27.9.7 SNIA_StoragePool

StoragePool as defined in Block Services.

Created By: Static

Modified By: Static

Deleted By: Static

Requirement: Mandatory

27.9.8 SNIA_StorageSetting

StorageSetting as defined in Block Services.

Created By: Extrinsic: StorageCapabilities.CreateSetting

Modified By: Static

Deleted By: Static

Requirement: Optional

EXPERIMENTAL

EXPERIMENTAL

28 Group Masking and Mapping Profile

28.1 Description

28.1.1 Synopsis

Profile Name: Group Masking and Mapping

Version: 1.5.0

Organization: SNIA

CIM schema version: 2.23

Central Class: GroupMaskingMappingService

Scoping Class: ComputerSystem

Table 597 describes the supported profiles for Group Masking and Mapping.

Table 597 - Supported Profiles for Group Masking and Mapping

Profile Name	Organization	Version	Requirement	Description
Job Control	SNIA	1.5.0	Optional	

28.1.2 Overview

The Group Masking and Mapping Profile specializes Clause 18: "Masking and Mapping Subprofile". The Group Masking and Mapping Profile is a component profile (subprofile) that allows the masking and mapping operations based on groups of initiator ports (StorageHardwareIDs), target ports, and devices. The profile contains the necessary methods to manipulate masking groups and create or delete masking "views". Additionally, the group features are advertised by the instance of GroupMaskingMappingCapabilities.

Because the Group Masking and Mapping Profile is specialization of Clause 18: "Masking and Mapping Subprofile", all the classes of Clause 18 (including properties, methods, indications, and capabilities) are inherited (and are available) in this profile.

A masking view created in this profile is modeled as SCSIProtocolController. This is consistent with the views created by methods of the Masking and Mapping Subprofile.

A major goal of the profile is to simplify the masking and mapping operations as much as it is possible. For example, once a masking view is created, to expose additional volumes to the initiators of the masking view, all a client needs to do is to add the additional volumes to the device group belonging to the masking view. Similarly, to remove access to one or more volumes exposed through a masking view, the client simply removes the volumes from the device group associated with the masking view.

The Group Masking and Mapping Profile facilitates provisioning of storage to clustered systems by exposing a group of storage volumes to the same host systems connected to the storage array.

28.1.3 Model Elements

In addition to the model elements inherited from Clause 18: "Masking and Mapping Subprofile", this profile uses the following classes and associations:

MaskingGroup - This class represents a collection of storage masking objects, such as a group of InitiatorPorts, TargetPorts or Volumes (i.e., Devices). The masking group has properties to facilitate "self cleaning" of the groups no longer in use. For example,

- DeleteOnEmpty -- delete the group if all its members are removed.
- DeleteWhenBecomesUnassociated -- delete the group if it no longer is associated to a view.

InitiatorMaskingGroup - A class inherited from MaskingGroup. It represents a collection of StorageHardwareID object paths.

TargetMaskingGroup - A class inherited from MaskingGroup. It represents a collection of ProtocolEndpoint object paths.

DeviceMaskingGroup - A class inherited from MaskingGroup. It represents a collection of StorageVolume object paths.

An implementation may allow empty masking groups to be associated to a masking view; however, an empty associated masking group may indicate "no access" to the elements associated with the masking view. For example, an empty associated InitiatorMaskingGroup indicates none of the initiators have access to the LogicalDevices associated to the masking view. Refer to the group capabilities in 28.7 "CIM Elements", which may indicate "Associated empty group indicates no access". The absence of this value conversely indicates "all access". In other words, an empty associated InitiatorMaskingGroup indicates all initiators have access to the elements associated with the masking view.

The masking groups are associated to the "view" via the following associations:

AssociatedInitiatorMaskingGroup - Associates an InitiatorMaskingGroup to a SCSIProtocolController.

AssociatedTargetMaskingGroup - Associates an TargetMaskingGroup to a SCSIProtocolController.

AssociatedDeviceMaskingGroup - Associates an DeviceMaskingGroup to a SCSIProtocolController.

Figure 151 depicts the complete model for a masking view that includes the masking groups. The gray classes are from this profile; whereas, the remaining classes are from Clause 18: "Masking and Mapping Subprofile".

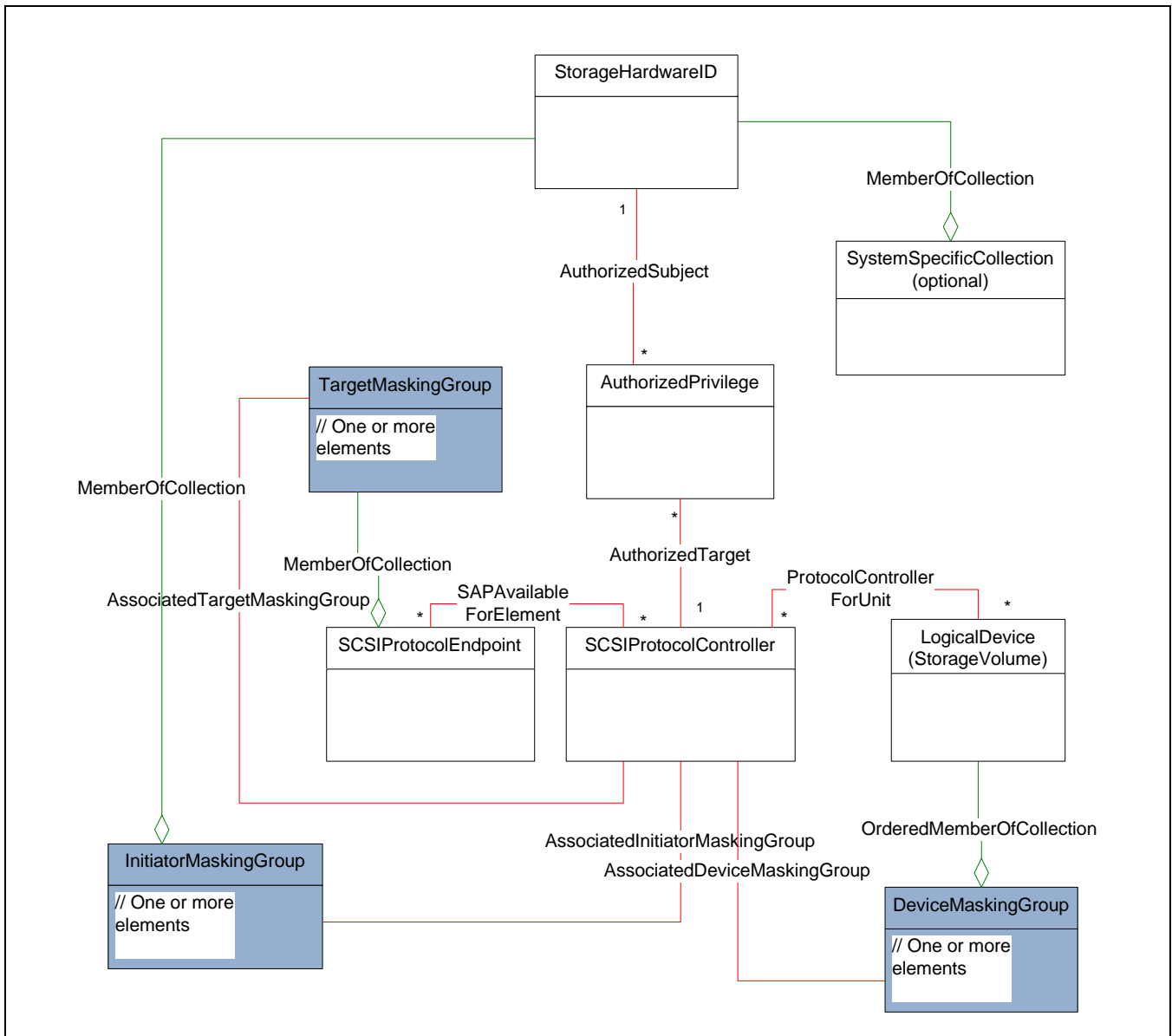


Figure 151 - Group Masking and Mapping Model

Figure 152 shows the masking groups and their associated masking objects. The association between the DeviceMaskingGroup and StorageVolumes is OrderedMemberOfCollections because the method CreateGroup, which creates this association, needs to maintain the order of the StorageVolumes as each StorageVolume is assigned a unique device number. Assigning unique device numbers may be done when a device masking group is created or when a masking view is created. If device numbers are supplied, the implementation shall assign the appropriate device numbers in the order in which the devices are ordered in the device masking group, hence the requirement to have an OrderedMemberOfCollection association between the logical devices and the device masking group.

A SCSIProtocolController shall be associated to no more than one InitiatorMaskingGroup, one TargetMaskingGroup, and one DeviceMaskingGroup. If any of the masking groups is nested, the child groups are indirectly participating in the masking view. However, the nested masking groups are not associated directly to the same masking view.

The profile includes the optional indications for when a masking group is created, deleted, or modified. Additionally, the profile includes an alert message indicating that the associated membership of a masking group has changed. The related standard message is:

There is a change in membership of masking group with identifier <InstanceID>.

See 28.7 "CIM Elements" for the supported indication filters.

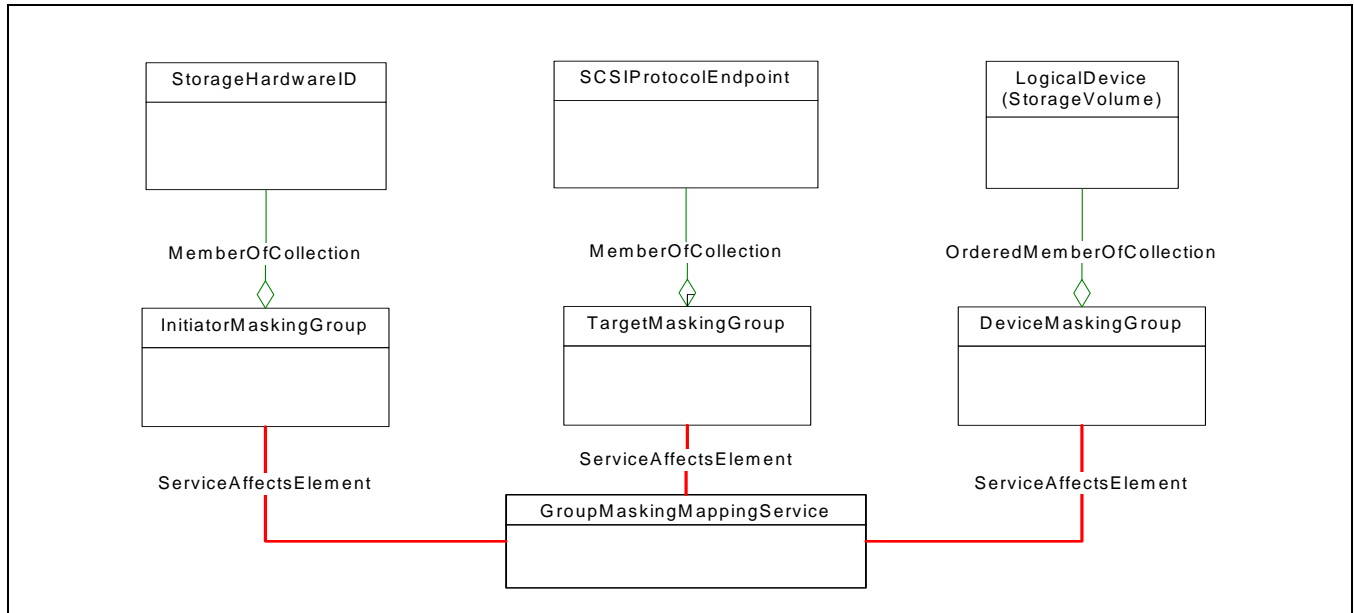


Figure 152 - Masking Groups

28.1.3.1 Nested Groups

Masking groups, depending on the capabilities of the implementation, may be nested to an arbitrary depth. The nested groups shall be of the same type, for example, nested initiator masking groups, or nested target port groups. A masking group may contain a combination of masking objects (initiators, target ports, devices), and the like masking groups. For example, a "top level" initiator masking group may contain zero or more StorageHardwareIDs and zero or more initiator masking groups. The "nested" initiator masking groups may in turn contain additional StorageHardwareIDs and initiator masking groups.

To create a masking view, a client may supply the "top level" masking group and the appropriate target port and device masking groups to the CreateMaskingView method.

See the instance of GroupMaskingMappingCapabilities (in 28.7 "CIM Elements") for whether the implementation supports nested masking groups, and whether the depth of nested groups is limited to one.

Figure 153 shows nest masking groups and an example of a nested initiator masking group.

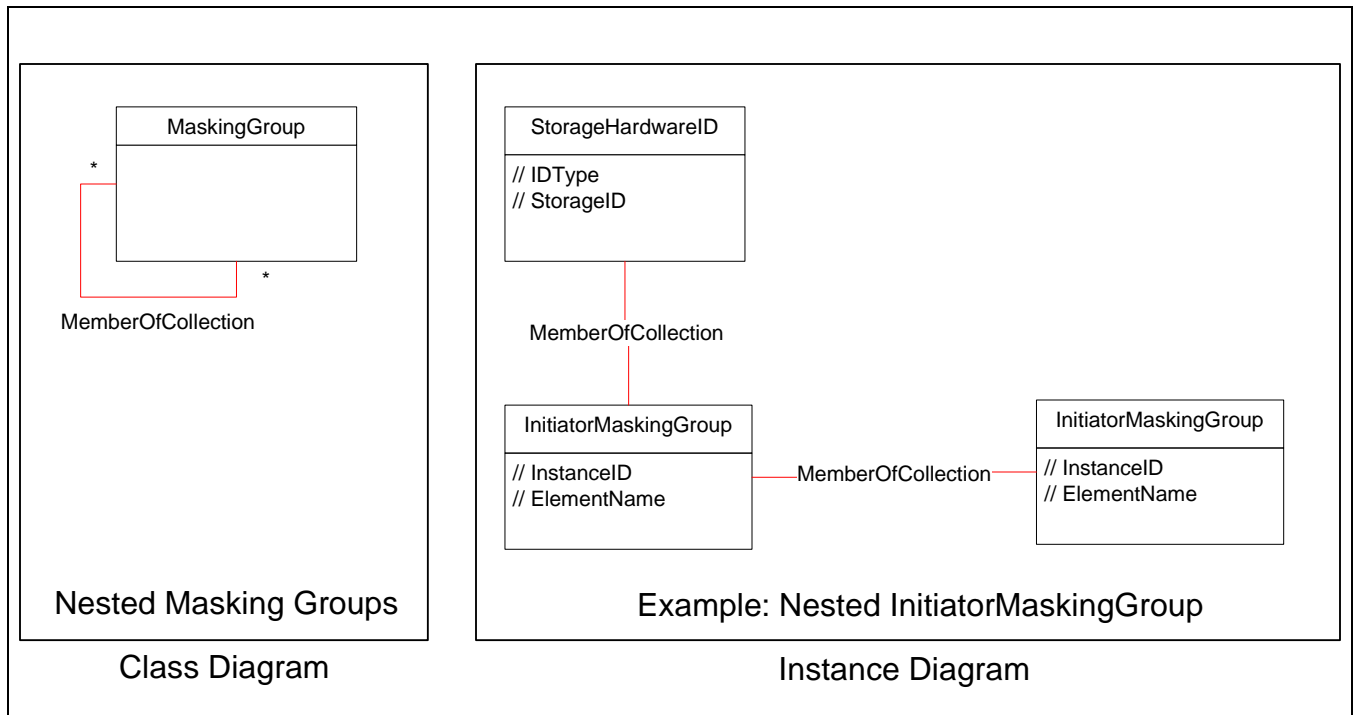


Figure 153 - Nested Masking Groups

A use case for nested group is in a simple cluster environment (see Figure 154, “Nested Masking Group Example,”), where there is a set of HBAs that belong to one host and a set of HBAs that belong to another host. Assume each host’s HBA ports are in their own Initiator Masking Group which is participating in some other masking views. A nested parent group (Engineering, in the example) is then created to contain both of these child groups (HBA0 and HBA1, in the example). This new parent group can then be directly associated to a new masking view, furthermore, the child groups still remain associated to some other masking views.

In this example, when the Engineering InitiatorMaskingGroup is associated to a new masking view, the child groups HBA0 and HBA1 are indirectly participating in the new masking view, however, they are not associated directly to the new masking view. Note that HBA0 and HBA1 will have access to the devices exposed to the Engineering InitiatorMaskingGroup by the masking view.

With nested masking groups, only the outer (i.e., the parent) initiator masking group needs to be associated to a masking view. The inner (i.e., the children) initiator masking groups will implicitly have access to the same storage devices made available in the masking view associated to the parent. However, the inner masking groups (i.e., the children) can be associated to a different masking view in order to have access to storage devices participating in a different masking view.

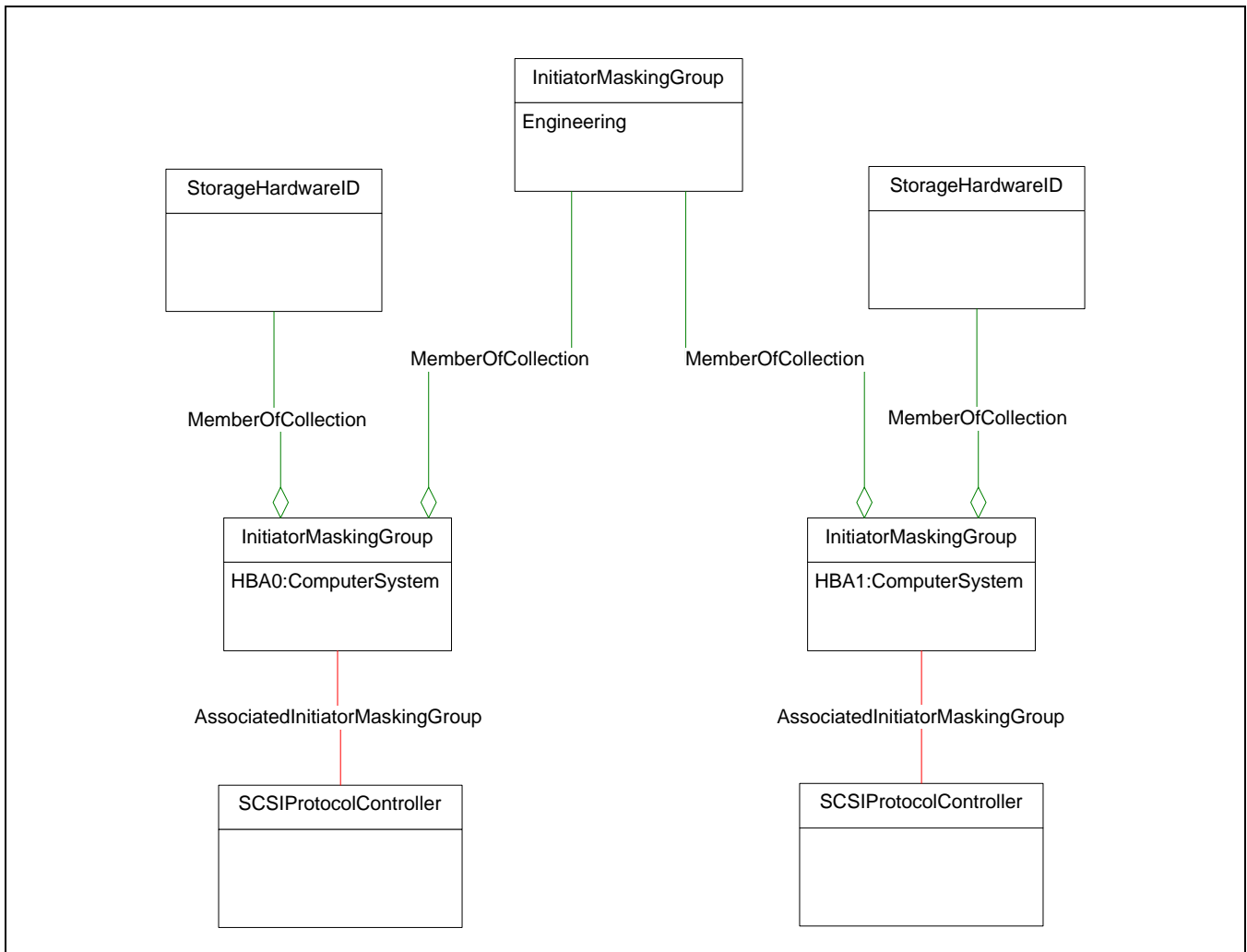


Figure 154 - Nested Masking Group Example

28.1.4 Device Numbers

A LogicalDevice is exposed to an initiator with a Device Number, also known as a Logical Unit Number (LUN). Clients may supply the desired Logical Unit Numbers. If clients do not supply the desired Logical Units Numbers, the instrumentation decides on the Logical Unit Numbers. There is a boolean property in the InitiatorMaskingGroup class called ConsistentLogicalUnitNumber to indicate whether device numbers for a LogicalDevice (volume) visible to the same initiator must be same.

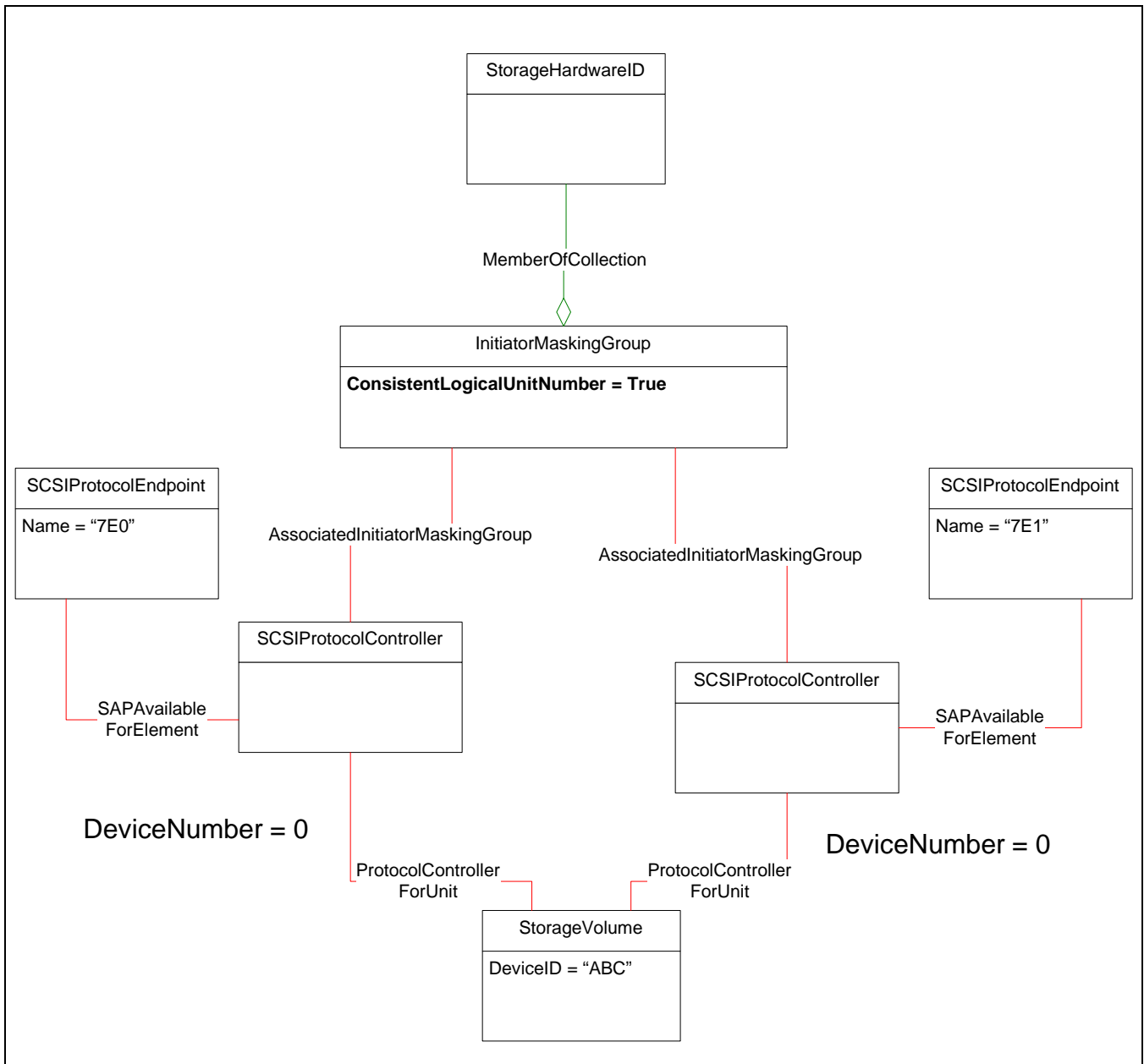


Figure 155 - Example ConsistentLogicalUnitNumber set to true

Figure 155 shows an example configuration with the InitiatorMaskingGroup.ConsistentLogicalUnitNumber property set to true. In this case, the storage volume “ABC” shall have the same DeviceNumber value exposed to the same initiator regardless of the path.

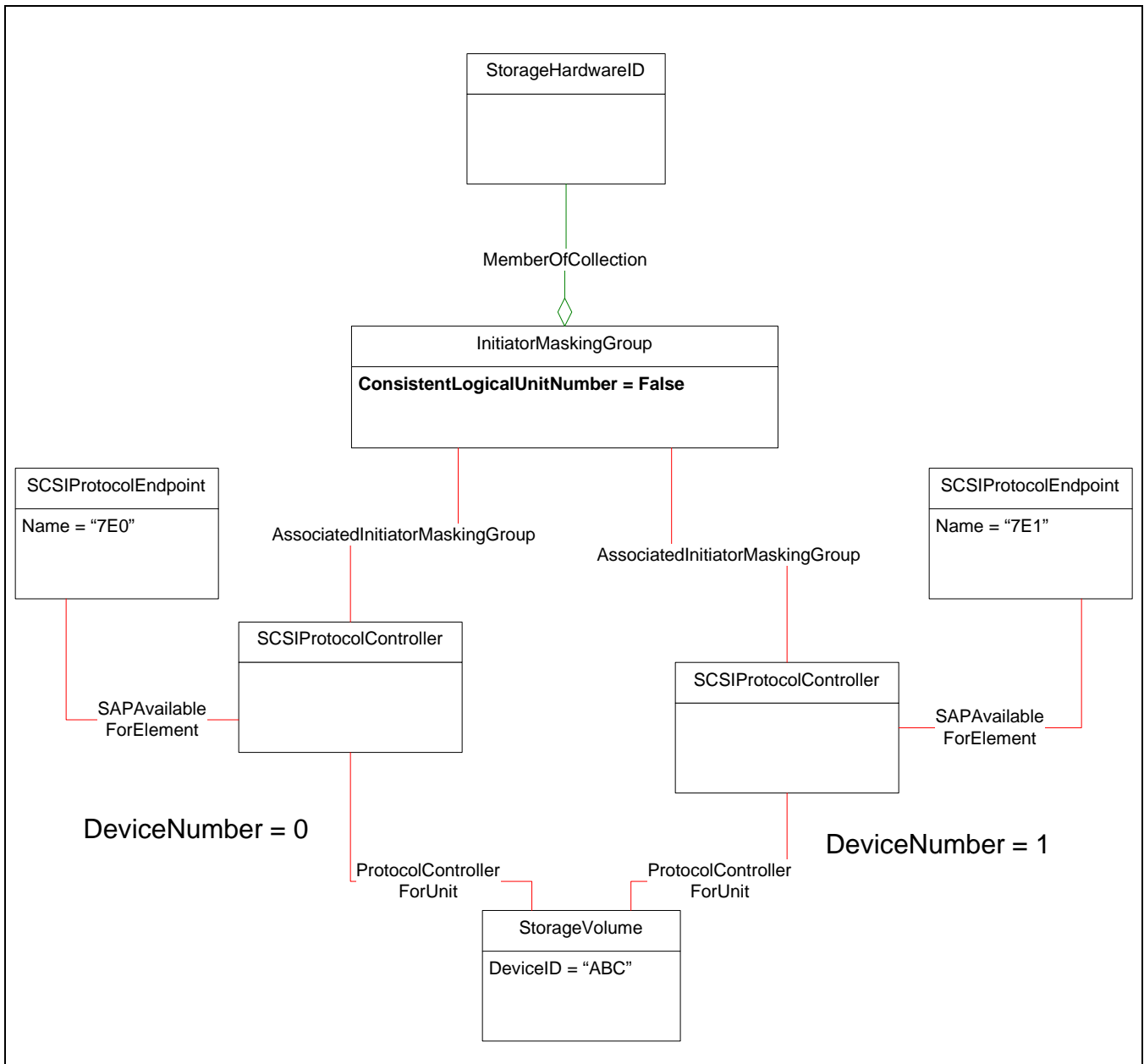


Figure 156 - Example ConsistentLogicalUnitNumber set to false

Figure 156 shows an example configuration with the InitiatorMaskingGroup.ConsistentLogicalUnitNumber property set to false. In this case, depending on the path, the storage volume “ABC” may have different DeviceNumber values exposed to the same initiator.

If the instrumentation only supports ConsistentLogicalUnitNumber, the capabilities method SupportedInitiatorGroupFeatures shall indicate “ConsistentLogicalUnitNumber must be true“. In this case, clients can not create an InitiatorMaskingGroup with the value of the property ConsistentLogicalUnitNumber set to false.

28.1.5 Group Masking and Mapping Capabilities

The class GroupMaskingMappingCapabilities contains the properties that advertise the capabilities of the group masking and mapping implementation. For example, the property SupportedFeatures indicates capabilities of a masking view that uses groups, and the property SupportedInitiatorGroupFeatures indicates the capabilities specific to an initiator group.

Refer to 28.7 "CIM Elements" for all the capabilities details.

28.2 Health and Fault Management Consideration

None

28.3 Cascading Considerations

None

28.4 Methods of the Profile

The Group Masking and Mapping Profile has extrinsic methods for group management and for managing masking view.

The Profile relies on a number of intrinsic methods ModifyInstance and DeleteInstance for changing the property values and deleting instances and that do not require special consideration such as the "force" option.

All of the Profile extrinsic methods return one of the following status codes. Depending on the error condition, a method may return additional error codes and/or throw an appropriate exception to indicate the error encountered.

- 0: (Job) Completed with no error
- 1: Method not supported
- 4: Failed
- 5: Invalid Parameter
- 4096: Method Parameters Checked - Job Started

For the input/output parameter values, refer to the appropriate MOF files and the value maps.

Table 598 summarizes the extrinsic methods for group management (class GroupMaskingMappingService):

Table 598 - Extrinsic Methods for Masking Group Management

Method	Described in
CreateGroup	See 28.4.1
DeleteGroup	See 28.4.2
AddMembers	See 28.4.3
RemoveMembers	See 28.4.4

Table 599 summarizes the extrinsic methods for creating and deleting group masking views (class GroupMaskingMappingService):

Table 599 - Extrinsic Methods for Masking Views Management

Method	Described in
CreateMaskingView	See 28.4.5
DeleteMaskingView	See 28.4.6
ModifyMaskingView	See 28.4.7

28.4.1 CreateGroup

```
uint32 GroupMaskingMappingService.CreateGroup(
    [IN] string GroupName,
    [IN] uint16 Type,
    [IN] CIM_ManagedElement REF Members[],
    [OUT] CIM_ConcreteJob REF Job,
    [IN] boolean DeleteOnEmpty,
    [IN] boolean DeleteWhenBecomesUnassociated,
    [IN] boolean ConsistentLogicalUnitNumber,
    [OUT] CIM_MaskingGroup REF MaskingGroup);
```

This method allows a client to create a new masking group. Any required associations (such as ServiceAffectsElement) are created in addition to the instance of the group. The parameters are as follows:

- **GroupName:** If nameable, an end user relevant name for the group being created. If NULL or not nameable, then system assigns a name. If nameable, the name shall be unique for given ComputerSystem. If not nameable and a group name is supplied, the method returns an error and aborts the method call.
- **Type:** The type of masking group to create. Possible choices are InitiatorMaskingGroup, TargetMaskingGroup, and DeviceMaskingGroup. Any other type or a masking group type not supported by the instrumentation are rejected.
- **Members[]:** A list of elements to add to the masking group. For device masking groups the order is maintained. If NULL, the group shall be empty -- if empty groups are supported. All the supplied elements shall be of type appropriate for the type of masking group being created.
- **Job:** If a Job is created as a side-effect of the execution of the method, then a reference to that Job is returned through this parameter (may be NULL if job is completed).
- **DeleteOnEmpty:** If true, the group shall be deleted when the last element is removed from the group. If false, the group shall not be deleted when the last element is removed from the group. If an implementation does not allow empty groups, the group shall be deleted when it becomes empty regardless of the value of this parameter. See the GetSupported*GroupFeatures() method of the GroupMaskingMappingCapabilities to determine whether empty groups are allowed.
- **DeleteWhenBecomesUnassociated:** If true, the group shall be deleted when the group is no longer associated to any SCSIProtocolController (i.e., a masking view).
- **ConsistentLogicalUnitNumber:** If true, it indicates the device numbers for a volume visible to the same initiator through different paths must be same.
- **MaskingGroup:** A reference to the created group.

28.4.2 DeleteGroup

```
uint32 GroupMaskingMappingService.DeleteGroup(
    [IN, Required] CIM_MaskingGroup REF MaskingGroup,
    [OUT] CIM_ConcreteJob REF Job,
    [IN] boolean Force );
```

This method allows a client to delete a masking group. Deleting a masking group does not delete its associated members. The parameters are as follows:

- **MaskingGroup:** Reference to a masking group which would be deleted.
- **Job:** If a Job is created as a side-effect of the execution of the method, then a reference to that Job is returned through this parameter (may be NULL if job is completed).
- **Force:** Attempt to delete the masking group even though it is associated to a masking view, or the group is not empty. The intent of the Force parameter is to reduce the chance of accidental deletion of a masking group.

28.4.3 AddMembers

```
uint32 GroupMaskingMappingService.AddMembers(
    [IN, Required] CIM_MaskingGroup REF MaskingGroup,
    [IN] CIM_ManagedElement REF Members[],
    [IN] string DeviceNumbers[],
    [OUT] CIM_ConcreteJob REF Job );
```

This method allows a client to add members to an existing masking group. The parameters are as follows:

- **MaskingGroup:** Reference to an existing masking group.
- **Members[]:** List of elements to add to the group. New members are added, in the order supplied, to the end of the existing members of the group. It is not an error, if a new member is already in the group. All the supplied elements shall be of type appropriate for the type of masking group supplied.
- **DeviceNumbers[]:** List of device numbers that correspond to Members. This property is applicable when the group consists of storage volumes.
- **Job:** If a Job is created as a side-effect of the execution of the method, then a reference to that Job is returned through this parameter (may be NULL if job is completed).

28.4.4 RemoveMembers

```
uint32 GroupMaskingMappingService.RemoveMembers(
    [IN, Required] CIM_MaskingGroup REF MaskingGroup,
    [IN] CIM_ManagedElement REF Members[],
    [OUT] CIM_ConcreteJob REF Job,
    [IN] boolean DeleteOnEmpty );
```

This method allows a client to remove members from a masking group. The parameters are as follows:

- **MaskingGroup:** Reference to an existing masking group.
- **Members[]:** List of elements to remove from the group. Deleting all members of a group is equivalent to deleting the group if empty groups are not supported by the implementation.
- **Job:** If a Job is created as a side-effect of the execution of the method, then a reference to that Job is returned through this parameter (may be NULL if job is completed).

- **DeleteOnEmpty:** If true and removal of the members causes the group to become empty, the group shall be deleted. Note, if empty groups are not allowed, the group shall be deleted automatically when the group becomes empty. If this parameter is not NULL, it overrides the group's property `DeleteOnEmpty`.

28.4.5 CreateMaskingView

```
uint32 GroupMaskingMappingService.CreateMaskingView(
    [IN] string ElementName,
    [IN] CIM_MaskingGroup REF InitiatorMaskingGroup,
    [IN] CIM_MaskingGroup REF TargetMaskingGroup,
    [IN] CIM_MaskingGroup REF DeviceMaskingGroup,
    [IN] string DeviceNumbers[],
    [OUT] CIM_ConcreteJob REF Job,
    [OUT] CIM_SCSIProtocolController REF ProtocolController);
```

This method allows a client to expose a group of SCSI logical units (such as RAID volumes or tape drives) to a group of initiators through a group of target ports, through one or more SCSIProtocolControllers (SPCs). If 0 is returned, the function completed successfully and no ConcreteJob instance is created. If 4096/0x1000 is returned, a ConcreteJob is started, a reference to which is returned in the Job output parameter. The parameters are as follows:

- **ElementName:** A user relevant name for the masking view. If NULL, the implementation assigns a name.
- **InitiatorMaskingGroup:** Reference to a group of StorageHardwareIDs.
- **TargetMaskingGroup:** Reference to a group of SCSIProtocolEndpoints.
- **DeviceMaskingGroup:** Reference to a group of StorageVolumes.
- **DeviceNumbers[]:** List of device numbers that correspond to the elements of DeviceMaskingGroup. If this parameter is NULL, device numbers are assigned by the instrumentation.
- **Job:** If a Job is created as a side-effect of the execution of the method, then a reference to that Job is returned through this parameter (may be NULL if job is completed).
- **ProtocolController:** A reference to the created SCSIProtocolController, which represents the masking view.

28.4.6 DeleteMaskingView

```
uint32 GroupMaskingMappingService.DeleteMaskingView(
    [IN, Required] CIM_SCSIProtocolController REF ProtocolController,
    [OUT] CIM_ConcreteJob REF Job,
    [IN] boolean DeleteWhenBecomesUnassociated );
```

This method allows a client to delete a masking view, i.e., a SCSIProtocolController. Deleting a masking view may also delete the associated masking groups -- see the applicable capabilities and group properties in 28.7 "CIM Elements". The parameters are as follows:

- **ProtocolController:** A reference to the SCSIProtocolController to delete. The masking group associated with the view may also get deleted depending on the groups' applicable properties.
- **Job:** If a Job is created as a side-effect of the execution of the method, then a reference to that Job is returned through this parameter (may be NULL if job is completed).
- **DeleteWhenBecomesUnassociated:** Override the setting of the masking groups' property `DeleteWhenBecomesUnassociated` with the value of this parameter.

28.4.7 ModifyMaskingView

```
uint32 GroupMaskingMappingService.ModifyMaskingView(
    [IN, Required] uint16 Operation,
    [IN, Required] CIM_SCSIProtocolController REF ProtocolController,
    [IN] CIM_MaskingGroup REF MaskingGroup,
    [IN] string DeviceNumbers[],
    [OUT] CIM_ConcreteJob REF Job,
    [IN] Force );
```

This method allows a client to modify a masking view by adding a masking group or by removing a masking group from the masking view. The parameters are as follows:

- **Operation:** It describes the type of modification to be made to the masking view. Possible values: "Add Group", "Remove Group", and "Replace Group". Adding a masking group to a masking view which already is associated to the same type of masking group is an error condition. For example, if a masking view is already associated to an InitiatorMaskingGroup, attempting to add another InitiatorMaskingGroup to the same masking view results in an error return (or an exception is thrown). The "Replace Group" operation replaces an existing masking group of the same type (i.e., Initiator, Target Port, or Device). However, if the masking view is not already associated to a masking group of the type supplied, the instrumentation shall create the appropriate association between the supplied masking view and masking group; in other words, the "Replace Group" operation behaves the same as the "Add Group" operation.
- **MaskingGroup:** A reference to the masking group.
- **DeviceNumbers:** This parameter applies to an "Add Group" operation. It is a list of device numbers that correspond to the elements of a DeviceMaskingGroup. If device numbers are not supplied, the instrumentation may assign the appropriate device numbers to the supplied logical devices.
- **Job:** If a Job is created as a side-effect of the execution of the method, then a reference to that Job is returned through this parameter (may be NULL if job is completed).
- **Force:** If true, the client is not warned that the operation may render the masking view unusable.

28.5 Client Considerations and Recipes

28.5.1 Using Groups in Masking and Mapping

In general, the Masking and Mapping operations using groups involve the following steps:

- Create the masking groups (initiators, target port, and storage volumes), using the CreateGroup method call.
- Create the masking view using the CreateMaskingView method call.

Depending on the implementation, it may be necessary to supply DeviceNumbers when creating a DeviceMaskingGroup or the actual masking view -- refer to the group capabilities (in 28.7 "CIM Elements"). If DeviceNumbers are not required, the implementation shall assign the appropriate device numbers.

Once a masking view is created, to expose additional storage volumes to the same initiator ports, the client only needs to add the additional storage volumes to the DeviceMaskingGroup using the AddMembers method call. Alternatively, to remove access to certain storage volumes exposed through a masking view, the client needs only to use the RemoveMembers method call to removed the intended storage volumes from the DeviceMaskingGroup associated with the masking view.

An implementation may initially allow a client to create a masking view with fewer than all three masking groups (initiators, target ports, and devices) or even empty masking groups (see the capabilities in 28.7 "CIM Elements" to determine which groups are required for the creation of a masking view).

Subsequently, the client may use the appropriate methods (ModifyMaskingView) to add the necessary masking groups and/or to add members (AddMembers) to the empty masking groups.

Assuming the methods ExposePaths and HidePaths methods are supported by the implementation, changes made to an masking view via the ExposePaths and HidePaths methods shall appear correctly to a client using the Group Masking and Mapping Profile. For example, if a client utilizes the HidePaths method to remove a device associated to a masking view, the instrumentation shall remove the device from the device masking group associated to the same masking view. However, if the device masking group is associated to multiple masking views, the instrumentation return an error. Similarly, if a client utilizes the AddMembers method to add a device to a device masking group associated to an existing masking view, the end result shall be as if the client used the ExposePaths method to expose the device. In summary, any changes made to a masking view by a 1.5 client shall appear correct to the pre-1.5 client and vice versa.

28.6 Registered Name and Version

Group Masking and Mapping version 1.5.0 (Component Profile)

CIM Schema Version: 2.23.0

Specializes SNIA Masking and Mapping version 1.4.0

28.7 CIM Elements

Table 600 describes the CIM elements for Group Masking and Mapping.

Table 600 - CIM Elements for Group Masking and Mapping

Element Name	Requirement	Description
28.7.1 CIM_AssociatedDeviceMaskingGroup	Conditional	Conditional requirement: Required if device masking groups are supported. Associates SCSIProtocolController to an DeviceMaskingGroup.
28.7.2 CIM_AssociatedInitiatorMaskingGroup	Conditional	Conditional requirement: Required if initiator masking groups are supported. Associates SCSIProtocolController to an InitiatorMaskingGroup.
28.7.3 CIM_AssociatedTargetMaskingGroup	Conditional	Conditional requirement: Required if target masking groups are supported. Associates SCSIProtocolController to a TargetMaskingGroup.
28.7.4 CIM_AuthorizedPrivilege	Mandatory	
28.7.5 CIM_AuthorizedSubject	Mandatory	
28.7.6 CIM_AuthorizedTarget	Mandatory	
28.7.7 CIM_ConcreteDependency (Associates ControllerConfigurationService and ProtocolController)	Mandatory	
28.7.8 CIM_ConcreteDependency (Associates PrivilegeManagementService and AuthorizedPrivilege)	Mandatory	
28.7.9 CIM_ConcreteDependency (Associates StorageHardwareIDManagementService and StorageHardwareID)	Mandatory	
28.7.10 CIM_ConcreteDependency (Associates StorageHardwareIDManagementService and SystemSpecificCollection)	Conditional	Conditional requirement: Implementation support for collections of StorageHardwareIDs.
28.7.11 CIM_DeviceMaskingGroup	Mandatory	Represents a group of Devices (StorageVolumes).

Table 600 - CIM Elements for Group Masking and Mapping

Element Name	Requirement	Description
28.7.12 CIM_ElementCapabilities (EnabledLogicalElementCapabilities to ControllerConfigurationService)	Optional	Associates EnabledLogicalElementCapabilities with ControllerConfigurationService.
28.7.13 CIM_ElementCapabilities (EnabledLogicalElementCapabilities to ProtocolController)	Optional	Expressed the ability for the element to be named or have its state changed.
28.7.14 CIM_ElementCapabilities (EnabledLogicalElementCapabilities to StorageHardwareID)	Optional	Associates EnabledLogicalElementCapabilities to StorageHardwareID.
28.7.15 CIM_ElementCapabilities (EnabledLogicalElementCapabilities to StorageHardwareIDManagementService)	Optional	Associates EnabledLogicalElementCapabilities with StorageHardwareIDManagementService.
28.7.16 CIM_ElementCapabilities (EnabledLogicalElementCapabilities to SystemSpecificCollection)	Conditional	Conditional requirement: Implementation support for collections of StorageHardwareIDs. Associates EnabledLogicalElementCapabilities and SystemSpecificCollection.
28.7.17 CIM_ElementCapabilities (System to ProtocolControllerMaskingCapabilities)	Mandatory	
28.7.18 CIM_ElementSettingData (Associates ComputerSystem and StorageClientSettingData)	Mandatory	
28.7.19 CIM_ElementSettingData (Associates Port and StorageClientSettingData)	Optional	
28.7.20 CIM_ElementSettingData (Associates ProtocolController and StorageClientSettingData)	Optional	
28.7.21 CIM_ElementSettingData (Associates StorageHardwareID and StorageClientSettingData)	Optional	
28.7.22 CIM_EnabledLogicalElementCapabilities	Optional	This class is used to express the naming and possible requested state change possibilities for storage elements.
28.7.23 CIM_GroupMaskingMappingCapabilities	Mandatory	A set of properties that describe the capabilities of a group masking and mapping provider.
28.7.24 CIM_GroupMaskingMappingService	Mandatory	Central class for Group Masking and Mapping Profile. Methods are described in the Extrinsic Methods clause.
28.7.25 CIM_HostedCollection	Conditional	Conditional requirement: Implementation support for collections of StorageHardwareIDs.
28.7.26 CIM_HostedService (Associates ComputerSystem and ControllerConfigurationService)	Mandatory	
28.7.27 CIM_HostedService (Associates ComputerSystem and PrivilegeManagementService)	Mandatory	
28.7.28 CIM_HostedService (Associates ComputerSystem and StorageHardwareIDManagementService)	Mandatory	
28.7.29 CIM_InitiatorMaskingGroup	Mandatory	Represents a group of initiator ports (StorageHardwareIDs).
28.7.30 CIM_MemberOfCollection	Conditional	Conditional requirement: Implementation support for collections of StorageHardwareIDs.
28.7.31 CIM_PrivilegeManagementService	Mandatory	

Table 600 - CIM Elements for Group Masking and Mapping

Element Name	Requirement	Description
28.7.32 CIM_ProtocolController	Mandatory	
28.7.33 CIM_ProtocolControllerForUnit	Mandatory	
28.7.34 CIM_SAPAvailableForElement	Mandatory	
28.7.35 CIM_ServiceAffectsElement (Between GroupMaskingMappingService and MaskingGroup)	Conditional	Conditional requirement: Required if device masking groups are supported or Required if initiator masking groups are supported or Required if target masking groups are supported. Associates Group Masking Mapping Service to Masking Group.
28.7.36 CIM_StorageClientSettingData	Mandatory	
28.7.37 CIM_StorageHardwareID	Mandatory	
28.7.38 CIM_StorageHardwareIDManagementService	Mandatory	
28.7.39 CIM_SystemSpecificCollection	Conditional	Conditional requirement: Implementation support for collections of StorageHardwareIDs.
28.7.40 CIM_TargetMaskingGroup	Mandatory	Represents a group of target ports (ProtocolEndpoints).
28.7.41 SNIA_ProtocolControllerMaskingCapabilities	Optional	An experimental subclass of CIM_ProtocolControllerMaskingCapabilities.
28.7.42 SNIA_StorageHardwareID	Optional	Experimental SNIA class adding SAS Address IDs.
28.7.43 SNIA_StorageHardwareIDManagementService	Optional	Experimental subclass with support for SAS StorageHardwareIDs.
SELECT * FROM CIM_InstCreation WHERE SourceInstance ISA CIM_ProtocolController	Mandatory	Creation of a ProtocolController.
SELECT * FROM CIM_InstDeletion WHERE SourceInstance ISA CIM_ProtocolController	Mandatory	Deletion of a ProtocolController.
SELECT * FROM CIM_InstCreation WHERE SourceInstance ISA CIM_ProtocolControllerForUnit	Mandatory	Creation of a ProtocolControllerForUnit association.
SELECT * FROM CIM_InstDeletion WHERE SourceInstance ISA CIM_ProtocolControllerForUnit	Mandatory	Deletion of a ProtocolControllerForUnit association.
SELECT * FROM CIM_InstModification WHERE SourceInstance ISA CIM_ProtocolControllerForUnit	Mandatory	Modification of a ProtocolControllerForUnit association (e.g. changing DeviceNumber).
SELECT * FROM CIM_InstCreation WHERE SourceInstance ISA CIM_AuthorizedSubject	Mandatory	Creation of an AuthorizedSubject association.
SELECT * FROM CIM_InstDeletion WHERE SourceInstance ISA CIM_AuthorizedSubject	Mandatory	Deletion of an AuthorizedSubject association.
SELECT * FROM CIM_InstCreation WHERE SourceInstance ISA CIM_MaskingGroup	Optional	Creation of a MaskingGroup.
SELECT * FROM CIM_InstDeletion WHERE SourceInstance ISA CIM_MaskingGroup	Optional	Deletion of a MaskingGroup.
SELECT * FROM CIM_InstModification WHERE SourceInstance ISA CIM_MaskingGroup	Optional	Modification of properties of a MaskingGroup.
SELECT * FROM CIM_AlertIndication WHERE OwningEntity='SNIA' and MessageID='DRM31'	Optional	There is a change in the membership of a masking group.

28.7.1 CIM_AssociatedDeviceMaskingGroup

Associates SCSIProtocolController to an DeviceMaskingGroup.

Created By: Static

Modified By: Static

Deleted By: Static

Requirement: Required if device masking groups are supported.

Table 601 describes class CIM_AssociatedDeviceMaskingGroup.

Table 601 - SMI Referenced Properties/Methods for CIM_AssociatedDeviceMaskingGroup

Properties	Flags	Requirement	Description & Notes
Antecedent		Mandatory	SCSIProtocolController.
Dependent		Mandatory	DeviceMaskingGroup.

28.7.2 CIM_AssociatedInitiatorMaskingGroup

Associates SCSIProtocolController to an InitiatorMaskingGroup.

Created By: Static

Modified By: Static

Deleted By: Static

Requirement: Required if initiator masking groups are supported.

Table 602 describes class CIM_AssociatedInitiatorMaskingGroup.

Table 602 - SMI Referenced Properties/Methods for CIM_AssociatedInitiatorMaskingGroup

Properties	Flags	Requirement	Description & Notes
Antecedent		Mandatory	SCSIProtocolController.
Dependent		Mandatory	InitiatorMaskingGroup.

28.7.3 CIM_AssociatedTargetMaskingGroup

Associates SCSIProtocolController to an TargetMaskingGroup.

Created By: Static

Modified By: Static

Deleted By: Static

Requirement: Required if target masking groups are supported.

Table 603 describes class CIM_AssociatedTargetMaskingGroup.

Table 603 - SMI Referenced Properties/Methods for CIM_AssociatedTargetMaskingGroup

Properties	Flags	Requirement	Description & Notes
Antecedent		Mandatory	SCSIProtocolController.
Dependent		Mandatory	TargetMaskingGroup.

28.7.4 CIM_AuthorizedPrivilege

Created By: Extrinsic: CIM_ControllerConfigurationService.ExposePaths, CIM_ControllerConfigurationService.HidePaths

Modified By: Extrinsic: CIM_ControllerConfigurationService.ExposePaths, CIM_ControllerConfigurationService.HidePaths

Deleted By: Extrinsic: CIM_ControllerConfigurationService.ExposePaths, CIM_ControllerConfigurationService.HidePaths

Requirement: Mandatory

Table 604 describes class CIM_AuthorizedPrivilege.

Table 604 - SMI Referenced Properties/Methods for CIM_AuthorizedPrivilege

Properties	Flags	Requirement	Description & Notes
InstanceID		Mandatory	Opaque and unique identifier.
ElementName		Optional	User friendly name.
PrivilegeGranted		Mandatory	Indicates if the privilege is granted or not.
Activities		Mandatory	For SMI-S, shall be 5,6 ('Read' and 'Write').

28.7.5 CIM_AuthorizedSubject

Created By: Extrinsic: CIM_ControllerConfigurationService.ExposePaths, CIM_ControllerConfigurationService.HidePaths

Modified By: Extrinsic: CIM_ControllerConfigurationService.ExposePaths, CIM_ControllerConfigurationService.HidePaths

Deleted By: Extrinsic: CIM_ControllerConfigurationService.ExposePaths, CIM_ControllerConfigurationService.HidePaths

Requirement: Mandatory

Table 605 describes class CIM_AuthorizedSubject.

Table 605 - SMI Referenced Properties/Methods for CIM_AuthorizedSubject

Properties	Flags	Requirement	Description & Notes
PrivilegedElement		Mandatory	The Subject for which Privileges are granted or denied.
Privilege		Mandatory	The Privilege either granted or denied to an Identity or group of Identities collected by a Role.

28.7.6 CIM_AuthorizedTarget

Created By: Extrinsic: CIM_ControllerConfigurationService.ExposePaths, CIM_ControllerConfigurationService.HidePaths

Modified By: Extrinsic: CIM_ControllerConfigurationService.ExposePaths, CIM_ControllerConfigurationService.HidePaths

Deleted By: Extrinsic: CIM_ControllerConfigurationService.ExposePaths,
 CIM_ControllerConfigurationService.HidePaths
 Requirement: Mandatory

Table 606 describes class CIM_AuthorizedTarget.

Table 606 - SMI Referenced Properties/Methods for CIM_AuthorizedTarget

Properties	Flags	Requirement	Description & Notes
TargetElement		Mandatory	The target set of resources to which the Privilege applies.
Privilege		Mandatory	The Privilege affecting the target resource.

28.7.7 CIM_ConcreteDependency (Associates ControllerConfigurationService and ProtocolController)

Created By: Static
 Modified By: Static
 Deleted By: Static
 Requirement: Mandatory

Table 607 describes class CIM_ConcreteDependency (Associates ControllerConfigurationService and ProtocolController).

Table 607 - SMI Referenced Properties/Methods for CIM_ConcreteDependency (Associates ControllerConfigurationService and ProtocolController)

Properties	Flags	Requirement	Description & Notes
Dependent		Mandatory	
Antecedent		Mandatory	

28.7.8 CIM_ConcreteDependency (Associates PrivilegeManagementService and AuthorizedPrivilege)

Created By: Static
 Modified By: Static
 Deleted By: Static
 Requirement: Mandatory

Table 608 describes class CIM_ConcreteDependency (Associates PrivilegeManagementService and AuthorizedPrivilege).

Table 608 - SMI Referenced Properties/Methods for CIM_ConcreteDependency (Associates PrivilegeManagementService and AuthorizedPrivilege)

Properties	Flags	Requirement	Description & Notes
Antecedent		Mandatory	
Dependent		Mandatory	

28.7.9 CIM_ConcreteDependency (Associates StorageHardwareIDManagementService and StorageHardwareID)

Created By: Static
 Modified By: Static
 Deleted By: Static
 Requirement: Mandatory

Table 609 describes class CIM_ConcreteDependency (Associates StorageHardwareIDManagementService and StorageHardwareID).

Table 609 - SMI Referenced Properties/Methods for CIM_ConcreteDependency (Associates StorageHardwareIDManagementService and StorageHardwareID)

Properties	Flags	Requirement	Description & Notes
Antecedent		Mandatory	
Dependent		Mandatory	

28.7.10 CIM_ConcreteDependency (Associates StorageHardwareIDManagementService and SystemSpecificCollection)

Created By: Static
 Modified By: Static
 Deleted By: Static
 Requirement: Implementation support for collections of StorageHardwareIDs.

Table 610 describes class CIM_ConcreteDependency (Associates StorageHardwareIDManagementService and SystemSpecificCollection).

Table 610 - SMI Referenced Properties/Methods for CIM_ConcreteDependency (Associates StorageHardwareIDManagementService and SystemSpecificCollection)

Properties	Flags	Requirement	Description & Notes
Antecedent		Mandatory	
Dependent		Mandatory	

28.7.11 CIM_DeviceMaskingGroup

Represents a group of Devices (StorageVolumes).
 Created By: Extrinsic: CreateGroup
 Modified By: Extrinsic: AddMembers, RemoveMembers
 Deleted By: Extrinsic: DeleteGroup
 Requirement: Mandatory

Table 611 describes class CIM_DeviceMaskingGroup.

Table 611 - SMI Referenced Properties/Methods for CIM_DeviceMaskingGroup

Properties	Flags	Requirement	Description & Notes
InstanceID		Mandatory	Within the scope of an array, the InstanceID opaquely and uniquely identifies an instance of this class.
DeleteOnEmpty	M	Mandatory	If true and empty groups are allowed, the group will be deleted when the last element is removed from the group. If empty groups are not allowed, the group will be deleted automatically when the group becomes empty.
DeleteWhenBecomesUnassociated	M	Mandatory	If true, the group will be deleted when the group is no longer associated with a masking view. This can happen if all masking views associated to this group are deleted.
ElementName		Optional	User Friendly name.

28.7.12 CIM_ElementCapabilities (EnabledLogicalElementCapabilities to ControllerConfigurationService)

Created By: Static

Modified By: Static

Deleted By: Static

Requirement: Optional

Table 612 describes class CIM_ElementCapabilities (EnabledLogicalElementCapabilities to ControllerConfigurationService).

Table 612 - SMI Referenced Properties/Methods for CIM_ElementCapabilities (EnabledLogicalElementCapabilities to ControllerConfigurationService)

Properties	Flags	Requirement	Description & Notes
Capabilities		Mandatory	The capabilities object associated with the element.
ManagedElement		Mandatory	The managed element.

28.7.13 CIM_ElementCapabilities (EnabledLogicalElementCapabilities to ProtocolController)

Created By: Static

Modified By: Static

Deleted By: Static

Requirement: Optional

Table 613 describes class CIM_ElementCapabilities (EnabledLogicalElementCapabilities to ProtocolController).

Table 613 - SMI Referenced Properties/Methods for CIM_ElementCapabilities (EnabledLogicalElementCapabilities to ProtocolController)

Properties	Flags	Requirement	Description & Notes
Capabilities		Mandatory	The capabilities object associated with the element.
ManagedElement		Mandatory	

28.7.14 CIM_ElementCapabilities (EnabledLogicalElementCapabilities to StorageHardwareID)

Created By: Static
 Modified By: Static
 Deleted By: Static
 Requirement: Optional

Table 614 describes class CIM_ElementCapabilities (EnabledLogicalElementCapabilities to StorageHardwareID).

Table 614 - SMI Referenced Properties/Methods for CIM_ElementCapabilities (EnabledLogicalElementCapabilities to StorageHardwareID)

Properties	Flags	Requirement	Description & Notes
Capabilities		Mandatory	The capabilities object associated with the element.
ManagedElement		Mandatory	

28.7.15 CIM_ElementCapabilities (EnabledLogicalElementCapabilities to StorageHardwareIDManagementService)

Created By: Static
 Modified By: Static
 Deleted By: Static
 Requirement: Optional

Table 615 describes class CIM_ElementCapabilities (EnabledLogicalElementCapabilities to StorageHardwareIDManagementService).

Table 615 - SMI Referenced Properties/Methods for CIM_ElementCapabilities (EnabledLogicalElementCapabilities to StorageHardwareIDManagementService)

Properties	Flags	Requirement	Description & Notes
Capabilities		Mandatory	The capabilities object associated with the element.
ManagedElement		Mandatory	The managed element.

28.7.16 CIM_ElementCapabilities (EnabledLogicalElementCapabilities to SystemSpecificCollection)

Created By: Static

Modified By: Static

Deleted By: Static

Requirement: Implementation support for collections of StorageHardwareIDs.

Table 616 describes class CIM_ElementCapabilities (EnabledLogicalElementCapabilities to SystemSpecificCollection).

Table 616 - SMI Referenced Properties/Methods for CIM_ElementCapabilities (EnabledLogicalElementCapabilities to SystemSpecificCollection)

Properties	Flags	Requirement	Description & Notes
Capabilities		Mandatory	The capabilities object associated with the element.
ManagedElement		Mandatory	

28.7.17 CIM_ElementCapabilities (System to ProtocolControllerMaskingCapabilities)

Created By: Static

Modified By: Static

Deleted By: Static

Requirement: Mandatory

Table 617 describes class CIM_ElementCapabilities (System to ProtocolControllerMaskingCapabilities).

Table 617 - SMI Referenced Properties/Methods for CIM_ElementCapabilities (System to ProtocolControllerMaskingCapabilities)

Properties	Flags	Requirement	Description & Notes
ManagedElement		Mandatory	
Capabilities		Mandatory	

28.7.18 CIM_ElementSettingData (Associates ComputerSystem and StorageClientSettingData)

Created By: Static

Modified By: Static

Deleted By: Static

Requirement: Mandatory

Table 618 describes class CIM_ElementSettingData (Associates ComputerSystem and StorageClientSettingData).

Table 618 - SMI Referenced Properties/Methods for CIM_ElementSettingData (Associates ComputerSystem and StorageClientSettingData)

Properties	Flags	Requirement	Description & Notes
ManagedElement		Mandatory	
SettingData		Mandatory	

28.7.19 CIM_ElementSettingData (Associates Port and StorageClientSettingData)

Created By: CreateInstance
 Modified By: Static
 Deleted By: DeleteInstance
 Requirement: Optional

Table 619 describes class CIM_ElementSettingData (Associates Port and StorageClientSettingData).

Table 619 - SMI Referenced Properties/Methods for CIM_ElementSettingData (Associates Port and StorageClientSettingData)

Properties	Flags	Requirement	Description & Notes
ManagedElement		Mandatory	
SettingData		Mandatory	

28.7.20 CIM_ElementSettingData (Associates ProtocolController and StorageClientSettingData)

Created By: CreateInstance
 Modified By: Static
 Deleted By: DeleteInstance
 Requirement: Optional

Table 620 describes class CIM_ElementSettingData (Associates ProtocolController and StorageClientSettingData).

Table 620 - SMI Referenced Properties/Methods for CIM_ElementSettingData (Associates ProtocolController and StorageClientSettingData)

Properties	Flags	Requirement	Description & Notes
ManagedElement		Mandatory	
SettingData		Mandatory	

28.7.21 CIM_ElementSettingData (Associates StorageHardwareID and StorageClientSettingData)

Created By: Extrinsic: CIM_StorageHardwareIDManagementService.CreateStorageHardwareID

Modified By: Static

Deleted By: Extrinsic: CIM_StorageHardwareIDManagementService.DeleteStorageHardwareID

Requirement: Optional

Table 621 describes class CIM_ElementSettingData (Associates StorageHardwareID and StorageClientSettingData).

Table 621 - SMI Referenced Properties/Methods for CIM_ElementSettingData (Associates StorageHardwareID and StorageClientSettingData)

Properties	Flags	Requirement	Description & Notes
ManagedElement		Mandatory	
SettingData		Mandatory	

28.7.22 CIM_EnabledLogicalElementCapabilities

Created By: Static

Modified By: Static

Deleted By: Static

Requirement: Optional

Table 622 describes class CIM_EnabledLogicalElementCapabilities.

Table 622 - SMI Referenced Properties/Methods for CIM_EnabledLogicalElementCapabilities

Properties	Flags	Requirement	Description & Notes
ElementName		Mandatory	The moniker for the instance.
ElementNameEditSupported		Mandatory	Denotes whether an storage element can be named.
MaxElementNameLen		Mandatory	Specifies the maximum length in glyphs (letters) for the name. See MOF for details.
ElementNameMask		Mandatory	The regular expression that specifies the possible content and format for the element name. See MOF for details.
RequestedStatesSupported		Optional	Expresses the states to which this element may be changed using the RequestStateChange method. If this property, it may be assumed that the state may not be changed.

28.7.23 CIM_GroupMaskingMappingCapabilities

A set of properties that describe the capabilities of a group masking and mapping provider. The class definition specializes the CIM_ProtocolControllerMaskingCapabilities definition in the Masking and Mapping profile. Properties or methods not inherited are marked accordingly as '(overridden)' or '(added)' in the left most column.

Created By: Static

Modified By: Static

Deleted By: Static

Requirement: Mandatory

Table 623 describes class CIM_GroupMaskingMappingCapabilities.

Table 623 - SMI Referenced Properties/Methods for CIM_GroupMaskingMappingCapabilities

Properties	Flags	Requirement	Description & Notes
InstanceID		Mandatory	Opaque and unique identifier.
ElementName		Mandatory	User-friendly name.
ValidHardwareIDTypes		Mandatory	A list of the valid values for StorageHardwareID.IDType.
PortsPerView		Mandatory	Indicates the way that ports per view (ProtocolController) are handled.
ClientSelectableDeviceNumbers		Mandatory	Indicates whether the client can specify the DeviceNumbers parameter when calling ControllerConfigurationService.ExposePaths().
OneHardwareIDPerView		Mandatory	Set to true if this storage system limits configurations to a single subject hardware ID per view.
PrivilegeDeniedSupported		Mandatory	Set to true if this storage system allows a client to create a Privilege instance with PrivilegeGranted set to FALSE.
UniqueUnitNumbersPerPort		Mandatory	Indicates whether different ProtocolControllers attached to a SCSIProtocolEndpoint can expose the same unit numbers (e.g. multiple LUN 0s) or if the numbers must be unique.
ProtocolControllerSupportsCollections		Optional	Indicates the storage system supports SystemSpecificCollections of StorageHardwareIDs.
OtherValidHardwareIDTypes		Conditional	Conditional requirement: Properties required when ValidHardwareIDTypes includes 1 (Other). An array of strings describing types for valid StorageHardwareID.IDType. Used when the ValidHardwareIDTypes includes Other.
MaximumMapCount		Mandatory	The maximum number of ProtocolControllerForUnit associations that can be associated with a single LogicalDevice (for example, StorageVolume). Zero indicates there is no limit.
SPCAllowsNoLUs		Mandatory	Set to true if a client can create an SPC with no LogicalDevices.
SPCAllowsNoTargets		Mandatory	Set to true if a client can create an SPC with no target SCSIProtocolEndpoints.
SPCAllowsNoInitiators		Mandatory	Set to true if a client can create an SPC with no StorageHardwareIDs.
SPCSupportsDefaultViews		Mandatory	Set to true if the instrumentation supports default view SPCs that exposes logical units to all initiators.
ExposePathsSupported		Optional	Set to true if this storage system supports the ExposePaths and HidePaths methods.

Table 623 - SMI Referenced Properties/Methods for CIM_GroupMaskingMappingCapabilities

Properties	Flags	Requirement	Description & Notes
SupportedFeatures (added)		Mandatory	Enumeration indicating the capabilities of masking and mapping features having to do with masking groups. Values: 2: Supports initiator masking group 3: Supports target masking group 4: Supports device masking group 5: Auto assigns host device numbers 6: Maskview creation requires initiator masking group 7: Maskview creation requires target masking group 8: Maskview creation requires device masking group 9: Maskview requires non-empty initiator masking group 10: Maskview requires non-empty target masking group 11: Maskview requires non-empty device masking group.
SupportedAsynchronousActions (added)		Mandatory	Identify group masking methods using job control. Values: 19: CreateGroup 20: DeleteGroup 21: AddMembers 22: RemoveMembers 23: CreateMaskingView 24: DeleteMaskingView 25: ModifyMaskingView.
SupportedSynchronousActions (added)		Mandatory	Identify group masking methods not using job control. Values: 19: CreateGroup 20: DeleteGroup 21: AddMembers 22: RemoveMembers 23: CreateMaskingView 24: DeleteMaskingView 25: ModifyMaskingView.

Table 623 - SMI Referenced Properties/Methods for CIM_GroupMaskingMappingCapabilities

Properties	Flags	Requirement	Description & Notes
SupportedDeviceGroupFeatures (added)		Conditional	<p>Conditional requirement: Required if device masking groups are supported. Enumeration indicating the capabilities of Initiator groups. Values:</p> <ul style="list-style-type: none"> 2: Group is nameable 3: Can add to an associated group 4: Empty group is allowed 5: Group associated with view can be empty 6: Nested groups allowed 7: Only one level of nested groups 8: Group can participate in multiple views 9: Maskview deletion deletes unassociated masking group 10: Associated empty group indicates no access 11: Unassociated group rejects device numbers.
SupportedInitiatorGroupFeatures (added)		Conditional	<p>Conditional requirement: Required if initiator masking groups are supported. Enumeration indicating the capabilities of Initiator groups. Values:</p> <ul style="list-style-type: none"> 2: Group is nameable 3: Can add to an associated group 4: Empty group is allowed 5: Group associated with view can be empty 6: Nested groups allowed 7: Only one level of nested groups 8: Group can participate in multiple views 9: Maskview deletion deletes unassociated masking group 10: Associated empty group indicates no access 11: ConsistentLogicalUnitNumber must be true.
SupportedTargetGroupFeatures (added)		Conditional	<p>Conditional requirement: Required if target masking groups are supported. Enumeration indicating the capabilities of Initiator groups. Values:</p> <ul style="list-style-type: none"> 2: Group is nameable 3: Can add to an associated group 4: Empty group is allowed 5: Group associated with view can be empty 6: Nested groups allowed 7: Only one level of nested groups 8: Group can participate in multiple views 9: Maskview deletion deletes unassociated masking group 10: Associated empty group indicates no access.
GetElementNameCapabilities()		Optional	

28.7.24 CIM_GroupMaskingMappingService

Central class for Group Masking and Mapping Profile. The class definition specializes the CIM_ControllerConfigurationService definition in the Masking and Mapping profile. Properties or methods not inherited are marked accordingly as '(overridden)' or '(added)' in the left most column.

Created By: Static

Modified By: Static

Deleted By: Static

Requirement: Mandatory

Table 624 describes class CIM_GroupMaskingMappingService.

Table 624 - SMI Referenced Properties/Methods for CIM_GroupMaskingMappingService

Properties	Flags	Requirement	Description & Notes
SystemCreationClassName		Mandatory	The scoping System CreationClassName.
SystemName		Mandatory	The scoping System Name.
CreationClassName		Mandatory	The name of the concrete subclass.
Name		Mandatory	Unique identifier for the Service.
ExposePaths()		Conditional	Conditional requirement: ExposePaths and HidePaths are required if ExposePathsSupported is NULL or set to True.
HidePaths()		Conditional	Conditional requirement: ExposePaths and HidePaths are required if ExposePathsSupported is NULL or set to True.
ExposeDefaultLUs()		Optional	
HideDefaultLUs()		Optional	
DeleteProtocolController()		Optional	
CreateMaskingView() (added)		Mandatory	
DeleteMaskingView() (added)		Optional	
ModifyMaskingView() (added)		Optional	
CreateGroup() (added)		Mandatory	
DeleteGroup() (added)		Optional	
AddMembers() (added)		Mandatory	
RemoveMembers() (added)		Mandatory	

28.7.25 CIM_HostedCollection

Created By: Extrinsic: CIM_StorageHardwareIDManagementService.CreateHardwareIDCollection

Modified By: Static

Deleted By: Static

Requirement: Implementation support for collections of StorageHardwareIDs.

Table 625 describes class CIM_HostedCollection.

Table 625 - SMI Referenced Properties/Methods for CIM_HostedCollection

Properties	Flags	Requirement	Description & Notes
Antecedent		Mandatory	
Dependent		Mandatory	

28.7.26 CIM_HostedService (Associates ComputerSystem and ControllerConfigurationService)

Created By: Static
 Modified By: Static
 Deleted By: Static
 Requirement: Mandatory

Table 626 describes class CIM_HostedService (Associates ComputerSystem and ControllerConfigurationService).

Table 626 - SMI Referenced Properties/Methods for CIM_HostedService (Associates ComputerSystem and ControllerConfigurationService)

Properties	Flags	Requirement	Description & Notes
Antecedent		Mandatory	
Dependent		Mandatory	

28.7.27 CIM_HostedService (Associates ComputerSystem and PrivilegeManagementService)

Created By: Static
 Modified By: Static
 Deleted By: Static
 Requirement: Mandatory

Table 627 describes class CIM_HostedService (Associates ComputerSystem and PrivilegeManagementService).

Table 627 - SMI Referenced Properties/Methods for CIM_HostedService (Associates ComputerSystem and PrivilegeManagementService)

Properties	Flags	Requirement	Description & Notes
Antecedent		Mandatory	
Dependent		Mandatory	

28.7.28 CIM_HostedService (Associates ComputerSystem and StorageHardwareIDManagementService)

Created By: Static
 Modified By: Static
 Deleted By: Static
 Requirement: Mandatory

Table 628 describes class CIM_HostedService (Associates ComputerSystem and StorageHardwareIDManagementService).

Table 628 - SMI Referenced Properties/Methods for CIM_HostedService (Associates ComputerSystem and StorageHardwareIDManagementService)

Properties	Flags	Requirement	Description & Notes
Antecedent		Mandatory	
Dependent		Mandatory	

28.7.29 CIM_InitiatorMaskingGroup

Represents a group of initiator ports (StorageHardwareIDs).

Created By: Extrinsic: CreateGroup
 Modified By: Extrinsic: AddMembers, RemoveMembers
 Deleted By: Extrinsic: DeleteGroup
 Requirement: Mandatory

Table 629 describes class CIM_InitiatorMaskingGroup.

Table 629 - SMI Referenced Properties/Methods for CIM_InitiatorMaskingGroup

Properties	Flags	Requirement	Description & Notes
InstanceID		Mandatory	Within the scope of an array, the InstanceID opaquely and uniquely identifies an instance of this class.
DeleteOnEmpty	M	Mandatory	If true and empty groups are allowed, the group will be deleted when the last element is removed from the group. If empty groups are not allowed, the group will be deleted automatically when the group becomes empty.
DeleteWhenBecomesUnassociated	M	Mandatory	If true, the group will be deleted when the group is no longer associated with a masking view. This can happen if all masking views associated to this group are deleted.
ConsistentLogicalUnitNumber	M	Mandatory	If true, it indicates the device numbers for a volume visible to the same initiator though different paths must be the same.
ElementName		Optional	User Friendly name.

28.7.30 CIM_MemberOfCollection

Created By: Extrinsic: CIM_StorageHardwareIDManagementService.CreateHardwareIDCollection, CIM_StorageHardwareIDManagementService.AddHardwareIDsToCollection
 Modified By: Static
 Deleted By: Static
 Requirement: Implementation support for collections of StorageHardwareIDs.

Table 630 describes class CIM_MemberOfCollection.

Table 630 - SMI Referenced Properties/Methods for CIM_MemberOfCollection

Properties	Flags	Requirement	Description & Notes
Collection		Mandatory	
Member		Mandatory	

28.7.31 CIM_PrivilegeManagementService

Created By: Static

Modified By: Static

Deleted By: Static

Requirement: Mandatory

Table 631 describes class CIM_PrivilegeManagementService.

Table 631 - SMI Referenced Properties/Methods for CIM_PrivilegeManagementService

Properties	Flags	Requirement	Description & Notes
SystemCreationClassName		Mandatory	The scoping System CreationClassName.
CreationClassName		Mandatory	The name of the concrete subclass.
SystemName		Mandatory	The scoping System Name.
Name		Mandatory	Uniquely identifies the Service.
ElementName		Mandatory	User friendly name.
AssignAccess()		Mandatory	
RemoveAccess()		Mandatory	

28.7.32 CIM_ProtocolController

Created By: Extrinsic: CIM_ControllerConfigurationService.ExposePaths, CIM_ControllerConfigurationService.HidePaths

Modified By: Extrinsic: CIM_ControllerConfigurationService.ExposePaths, CIM_ControllerConfigurationService.HidePaths

Deleted By: Extrinsic: CIM_ControllerConfigurationService.ExposePaths, CIM_ControllerConfigurationService.HidePaths

Requirement: Mandatory

Table 632 describes class CIM_ProtocolController.

Table 632 - SMI Referenced Properties/Methods for CIM_ProtocolController

Properties	Flags	Requirement	Description & Notes
SystemCreationClassName		Mandatory	The scoping System CreationClassName.
CreationClassName		Mandatory	The name of the concrete subclass.
SystemName		Mandatory	The scoping System's Name.
DeviceID		Mandatory	Unique name for the ProtocolController.

28.7.33 CIM_ProtocolControllerForUnit

Created By: Extrinsic: CIM_ControllerConfigurationService.ExposePaths, CIM_ControllerConfigurationService.HidePaths, CIM_ControllerConfigurationService.ExposeDefaultLUs, CIM_ControllerConfigurationService.HideDefaultLUs

Modified By: Extrinsic: CIM_ControllerConfigurationService.ExposePaths, CIM_ControllerConfigurationService.HidePaths, CIM_ControllerConfigurationService.ExposeDefaultLUs, CIM_ControllerConfigurationService.HideDefaultLUs

Deleted By: Extrinsic: CIM_ControllerConfigurationService.ExposePaths, CIM_ControllerConfigurationService.HidePaths, CIM_ControllerConfigurationService.ExposeDefaultLUs, CIM_ControllerConfigurationService.HideDefaultLUs

Requirement: Mandatory

Table 633 describes class CIM_ProtocolControllerForUnit.

Table 633 - SMI Referenced Properties/Methods for CIM_ProtocolControllerForUnit

Properties	Flags	Requirement	Description & Notes
DeviceNumber		Mandatory	Address (e.g. LUN) of the associated Device. Shall be formatted as unseparated uppercase hexadecimal digits, with no leading 0x.
DeviceAccess		Mandatory	The access rights granted to the referenced logical unit as exposed through referenced ProtocolController.
Antecedent		Mandatory	
Dependent		Mandatory	A reference to the SCSI logical unit (for example, a Block Services StorageVolume).

28.7.34 CIM_SAPAvailableForElement

Created By: Extrinsic: CIM_ControllerConfigurationService.ExposePaths, CIM_ControllerConfigurationService.HidePaths, CIM_ControllerConfigurationService.ExposeDefaultLUs, CIM_ControllerConfigurationService.HideDefaultLUs

Modified By: Extrinsic: CIM_ControllerConfigurationService.ExposePaths, CIM_ControllerConfigurationService.HidePaths, CIM_ControllerConfigurationService.ExposeDefaultLUs, CIM_ControllerConfigurationService.HideDefaultLUs

Deleted By: Extrinsic: CIM_ControllerConfigurationService.ExposePaths, CIM_ControllerConfigurationService.HidePaths, CIM_ControllerConfigurationService.ExposeDefaultLUs, CIM_ControllerConfigurationService.HideDefaultLUs

Requirement: Mandatory

Table 634 describes class CIM_SAPAvailableForElement.

Table 634 - SMI Referenced Properties/Methods for CIM_SAPAvailableForElement

Properties	Flags	Requirement	Description & Notes
AvailableSAP		Mandatory	
ManagedElement		Mandatory	

28.7.35 CIM_ServiceAffectsElement (Between GroupMaskingMappingService and MaskingGroup)

Associates Group Masking Mapping Service to Masking Group.

Created By: Extrinsic: CreateGroup

Modified By: Extrinsic: DeleteGroup, RemoveMembers

Deleted By: Extrinsic: DeleteGroup

Requirement: Required if device masking groups are supported or Required if initiator masking groups are supported or Required if target masking groups are supported.

Table 635 describes class CIM_ServiceAffectsElement (Between GroupMaskingMappingService and MaskingGroup).

Table 635 - SMI Referenced Properties/Methods for CIM_ServiceAffectsElement (Between GroupMaskingMappingService and MaskingGroup)

Properties	Flags	Requirement	Description & Notes
AffectingElement		Mandatory	Group Masking Mapping Service.
AffectedElement		Mandatory	Masking Group.

28.7.36 CIM_StorageClientSettingData

Created By: Static

Modified By: Static

Deleted By: Static

Requirement: Mandatory

Table 636 describes class CIM_StorageClientSettingData.

Table 636 - SMI Referenced Properties/Methods for CIM_StorageClientSettingData

Properties	Flags	Requirement	Description & Notes
InstanceID		Mandatory	Opaque and unique identifier.
ElementName		Mandatory	A user-friendly name.
ClientTypes		Mandatory	Array of OS names.

28.7.37 CIM_StorageHardwareID

Created By: Extrinsic: CIM_StorageHardwareIDManagementService.CreateStorageHardwareID, CIM_ControllerConfigurationService.ExposePaths

Modified By: Static

Deleted By: Extrinsic: CIM_StorageHardwareIDManagementService.DeleteStorageHardwareID

Requirement: Mandatory

Table 637 describes class CIM_StorageHardwareID.

Table 637 - SMI Referenced Properties/Methods for CIM_StorageHardwareID

Properties	Flags	Requirement	Description & Notes
InstanceID		Mandatory	Opaque and unique identifier.
StorageID	N	Mandatory	The worldwide unique ID.
IDType		Mandatory	StorageID type. Values may be 1 2 3 4 5 (Other or PortWWN or NodeWWN or Hostname or iSCSI Name).

28.7.38 CIM_StorageHardwareIDManagementService

Created By: Static

Modified By: Static

Deleted By: Static

Requirement: Mandatory

Table 638 describes class CIM_StorageHardwareIDManagementService.

Table 638 - SMI Referenced Properties/Methods for CIM_StorageHardwareIDManagementService

Properties	Flags	Requirement	Description & Notes
SystemCreationClassName		Mandatory	The scoping System CreationClassName.
SystemName		Mandatory	The scoping System Name.
CreationClassName		Mandatory	The name of the concrete subclass.
Name		Mandatory	Uniquely identifies the Service.
CreateStorageHardwareID()		Mandatory	
DeleteStorageHardwareID()		Mandatory	
CreateHardwareIDCollection()		Optional	
AddHardwareIDsToCollection()		Optional	

28.7.39 CIM_SystemSpecificCollection

Created By: Extrinsic: CIM_StorageHardwareIDManagementService.CreateHardwareIDCollection

Modified By: Static

Deleted By: Static

Requirement: Implementation support for collections of StorageHardwareIDs.

Table 639 describes class CIM_SystemSpecificCollection.

Table 639 - SMI Referenced Properties/Methods for CIM_SystemSpecificCollection

Properties	Flags	Requirement	Description & Notes
InstanceID		Mandatory	Opaque and unique identifier.
ElementName		Mandatory	A user-friendly name.

28.7.40 CIM_TargetMaskingGroup

Represents a group of target ports (ProtocolEndpoints).

Created By: Extrinsic: CreateGroup

Modified By: Extrinsic: AddMembers, RemoveMembers

Deleted By: Extrinsic: DeleteGroup

Requirement: Mandatory

Table 640 describes class CIM_TargetMaskingGroup.

Table 640 - SMI Referenced Properties/Methods for CIM_TargetMaskingGroup

Properties	Flags	Requirement	Description & Notes
InstanceID		Mandatory	Within the scope of an array, the InstanceID opaquely and uniquely identifies an instance of this class.
DeleteOnEmpty	M	Mandatory	If true and empty groups are allowed, the group will be deleted when the last element is removed from the group. If empty groups are not allowed, the group will be deleted automatically when the group becomes empty.
DeleteWhenBecomesUnassociated	M	Mandatory	If true, the group will be deleted when the group is no longer associated with a masking view. This can happen if all masking views associated to this group are deleted.
ElementName		Optional	User Friendly name.

28.7.41 SNIA_ProtocolControllerMaskingCapabilities

An experimental subclass of CIM_ProtocolControllerMaskingCapabilities that adds properties asserting method support and support for SAS StorageHardwareIDs.

Created By: Static

Modified By: Static

Deleted By: Static

Requirement: Optional

Table 641 describes class SNIA_ProtocolControllerMaskingCapabilities.

Table 641 - SMI Referenced Properties/Methods for SNIA_ProtocolControllerMaskingCapabilities

Properties	Flags	Requirement	Description & Notes
SupportedAsynchronousActions		Mandatory	Indicates which operations will result in a Job being created.
SupportedSynchronousActions		Mandatory	Indicates which operations will execute without a Job being created.

28.7.42 SNIA_StorageHardwareID

Created By: Extrinsic: CIM_StorageHardwareIDManagementService.CreateStorageHardwareID, CIM_ControllerConfigurationService.ExposePaths

Modified By: Static

Deleted By: Extrinsic: CIM_StorageHardwareIDManagementService.DeleteStorageHardwareID

Requirement: Optional

Table 642 describes class SNIA_StorageHardwareID.

Table 642 - SMI Referenced Properties/Methods for SNIA_StorageHardwareID

Properties	Flags	Requirement	Description & Notes
InstanceID		Mandatory	Opaque and unique identifier.
StorageID	N	Mandatory	The worldwide unique ID.
IDType		Mandatory	StorageID type. Values may be 1 2 3 4 5 7 (Other or PortWWN or NodeWWN or Hostname or iSCSI Name or SAS Address).

28.7.43 SNIA_StorageHardwareIDManagementService

Experimental subclass with support for SAS StorageHardwareIDs.

Created By: Static

Modified By: Static

Deleted By: Static

Requirement: Optional

Table 643 describes class SNIA_StorageHardwareIDManagementService.

Table 643 - SMI Referenced Properties/Methods for SNIA_StorageHardwareIDManagementService

Properties	Flags	Requirement	Description & Notes
SystemCreationClassName		Mandatory	The scoping System CreationClassName.
SystemName		Mandatory	The scoping System Name.
CreationClassName		Mandatory	The name of the concrete subclass.
Name		Mandatory	Uniquely identifies the Service.

Table 643 - SMI Referenced Properties/Methods for SNIA_StorageHardwareIDManagementService

Properties	Flags	Requirement	Description & Notes
CreateStorageHardwareID() ()		Mandatory	Experimental: may use SAS Address IDType.
DeleteStorageHardwareID() ()		Mandatory	
CreateHardwareIDCollection() on()		Optional	
AddHardwareIDsToCollection() on()		Optional	

EXPERIMENTAL

EXPERIMENTAL

29 Storage Relocation Profile

29.1 Overview

Typically, a storage pool is established on a set of storage extents, and a volume is allocated to a storage pool with different performance characteristics (e.g. with different RPM drives, or different drive classes).

However, Storage Relocation can be used to relocate storage (e.g. storage volume, storage pool, logical disk) within the same storage machine or cross different storage machines with different extent allocation methods. Storage Relocation can be used as a solution on data migration; and can also be used as part of a solution on hot spot tuning, while there may be additional backend execution on hot spot tuning which is transparent to customers. The relocation is performed concurrently with IO operations and the host views of the volumes do not change. So, the relocations are transparent to host operations.

This profile defines three types of storage relocation operations defined in this profile: Storage Volume Relocation, Logical Disk Relocation, Storage Pool Relocation.

29.1.1 Storage Volume Relocation

Volume relocation refers to the operation to migrate every extent of a volume to a different set of extents. In this profile, volume relocation is simply done by: 1) relocating volume away from one storage pool and into another; or 2) relocating onto a new group of extents within one storage pool.

The extent migration serves as a basic utility for the volume relocation function. It migrates data from a source extent to another target extent. The source and target extent can be any two distinct extents as long as the migrations can be done through storage controllers (within same storage machine, or cross different storage machines).

29.1.2 Logical Disk Relocation

Similar to storage volume relocation, logical disk relocation refers to the operation to migrate every extent of a logical disk to a different set of extents. In this profile, logical disk relocation can be done by: relocating logical disk onto a new group of extents.

29.1.3 Storage Pool Relocation

Storage pools are container objects which allows user to group extents together. Typically, users consider performance characteristics and/or failure boundaries on grouping extents. Volumes created from the pools inherit the characteristics of the storage in the pools. In this profile, storage pool relocation includes: 1) relocating storage pool onto a new group of extents; 2) merging storage pools.

Relocating storage pool onto a new group of extents needs extent migration which is similar to volume relocation.

Merging storage pools is an operation which permits user to merge multiple storage pools into one, which finally enables user to create volumes on more extents. Merging storage pools is also helpful for users to define storage tiers by grouping extents with similar performance characteristics into one storage pool. Typically pools merge might not involve migrating extents. It might just involve a series of global metadata updates in storage machine. So the time duration for this operation can be relatively short.

29.2 Model

New class 'StorageRelocationService' is defined in this profile; and it extends the classes of Block Services, and Job Control.

29.3 Implementation

Figure 157. presents the classes related to this profile:

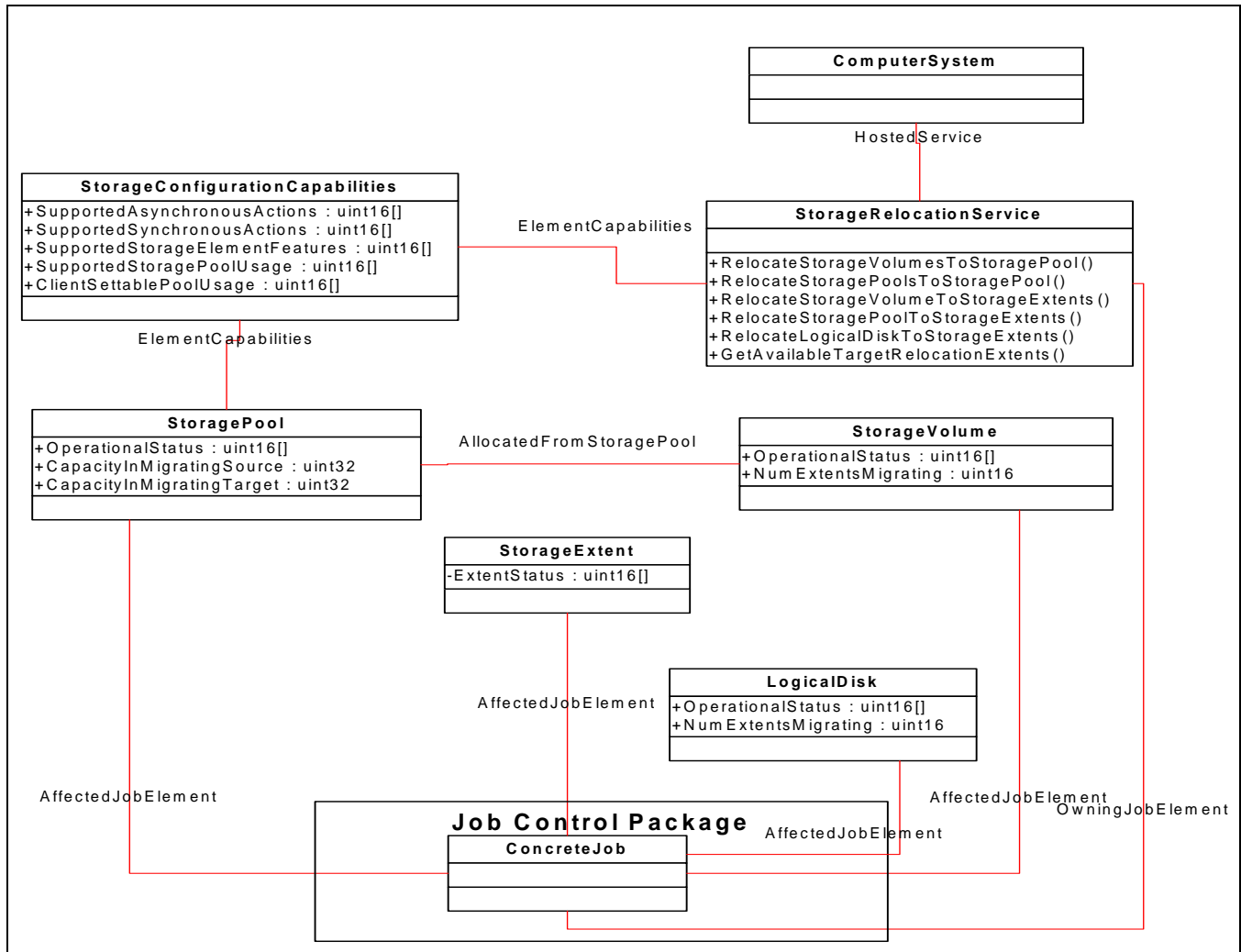


Figure 157 - Storage Relocation

StorageConfigurationCapabilities.SupportedStorageElementFeatures shall include a subset of 'StorageVolume Relocation', 'LogicalDisk Relocation', and 'StoragePool Relocation' to indicate support for relocation of StorageVolumes, LogicalDisks, or StoragePools.

StorageConfigurationCapabilities.SupportedAsynchronousActions shall include a subset of 'StorageVolume Relocation', 'LogicalDisk Relocation', and 'StoragePool Relocation' to indicate support for asynchronous relocation control of StorageVolumes, LogicalDisks, or StoragePools.

StorageConfigurationCapabilities.SupportedSynchronousActions shall include a subset of 'StorageVolume Relocation', 'LogicalDisk Relocation', and 'StoragePool Relocation' to indicate support for asynchronous relocation control of StorageVolumes, LogicalDisks, or StoragePools.

StorageConfigurationCapabilities.SupportedStoragePoolUsage shall include a subset of 'Used as source for Relocation Service', and 'Used as target for Relocation Service' to indicate the support for each StoragePool (Primordial or Concrete) in relocation.

StorageConfigurationCapabilities.ClientSettablePoolUsage shall include a subset of 'Used as source for Relocation Service', and 'Used as target for Relocation Service' to indicate the support for each StoragePool (Primordial or Concrete) in relocation.

The 'CapacityInMigratingSource' of StoragePool defines the capacity in bytes of allocated extents in the process of being migrated out of this storage pool when volume relocation is on going. The 'CapacityInMigratingSource' property is optional if the Storage Relocation profile is not supported.

The 'CapacityInMigratingTarget' of StoragePool defines the capacity in bytes of allocated Extents in the process of being migrated into this storage pool when volume relocation is on going. The 'CapacityInMigratingTarget' property is optional if the Storage Relocation profile is not supported.

The 'Relocating' value for 'OperationalStatus' of both source and target StoragePools defines the status when the relocation operation of source and target storage pools is on going.

The 'NumExtentsMigrating' of StorageVolume defines the number of Extents in the process of migrating for this storage volume when the volume relocation is on going. The 'NumExtentsMigrating' property is optional if the Storage Relocation profile is not supported.

The 'Relocating' value for 'OperationalStatus' of StorageVolume defines the status when the volume relocation is on going.

The 'NumExtentsMigrating' of LogicalDisk defines the number of Extents in the process of migrating for this logical disk when the relocation is on going. The 'NumExtentsMigrating' property is optional if the Storage Relocation profile is not supported.

The 'Relocating' value for 'OperationalStatus' of LogicalDisk defines the status when the volume relocation is on going.

The 'Relocating' value for 'ExtentStatus' defines the status of StorageExtent who belongs to relocation ongoing progress.

StorageRelocationService is defined as the service class for storage relocation methods. Two methods of StorageRelocationService will be used for relocation:

- RelocateStorageVolumesToStoragePool: this method is defined to relocate a group of storage volumes into a target storage pool.
- RelocateStoragePoolsToStoragePool: this method is defined to relocate a group of storage pools into a target storage pool.
- RelocateStorageVolumeToStorageExtents: this method is defined to relocate a storage volume onto a new group of storage extents.
- RelocateStoragePoolToStorageExtents: this method is defined to relocate a storage pool onto a new group of storage extents.
- RelocateLogicalDiskToStorageExtents: this method is defined to relocate a logical disk onto a new group of storage extents.
- GetAvailableTargetRelocationExtents: this method is defined to get available storage extents for relocation.

29.3.1 Capacity of StoragePool after StorageVolume relocation

After relocating StorageVolume away from source StoragePool and onto target StoragePool, the available capacity (RemainingManagedSpace) of source StoragePool should be increased by the capacity (AllocatedFromStoragePool.SpaceConsumed) of that StorageVolume, while the available capacity (RemainingManagedSpace) of target StoragePool should be decreased by the capacity

(AllocatedFromStoragePool.SpaceConsumed) of that StorageVolume. The total capacity of both source StoragePool and target StoragePool won't be changed.

29.3.2 Capacity of StoragePool after StoragePool merge

After merging source StoragePool into target StoragePool, the source StoragePool will never exist, meanwhile the total capacity and remaining capacity of target StoragePool should be increased by that capacity of the source one.

29.3.3 Capacity of StorageElement after be relocated onto new group of StorageExtents

After relocating StorageElement (StorageVolume, StoragePool, LogicalDisk) onto new group of StorageExtents, the capacity will be as same as before.

29.3.4 Track and control of Relocation progress

As one implementation option, Job Control Subprofile can be used to track and control relocation progress. When the Job Control Subprofile is implemented and a client executes the relocation that executes asynchronously, a reference to an instance of ConcreteJob is returned and the return value for the method is set to "Method parameters checked - job started".

The ConcreteJob instance allows the progress of the method to be checked, suspended, resumed, and terminated, etc. And Indications can be used to subscribe for Job completion. For more details, see *Storage Management Technical Specification, Part 3 Common Profiles, 1.6.1 Rev 6 26 Job Control Subprofile*.

29.3.5 Relocation Capabilities of Storage Pool

StoragePool has a key role in storage relocation. So defining relocation capabilities of each StoragePool (Primordial and Concrete) is recommended:

- If a primordial or concrete StoragePool can be used as an source in relocation, StorageConfigurationCapabilities.SupportedStoragePoolUsage should include 'Used as source for Relocation Service'.
- If a primordial or concrete StoragePool can be used as a target in relocation, StorageConfigurationCapabilities.SupportedStoragePoolUsage should include 'Used as target for Relocation Service'.
- If a primordial or concrete StoragePool can be used as either an source or a target, StorageConfigurationCapabilities.SupportedStoragePoolUsage should include both.
- If the storage system supports client to configure the capabilities of the storage pool, StorageConfigurationCapabilities.ClientSettablePoolUsage should be configured to include 'Used as source for Relocation Service', or 'Used as target for Relocation Service', or both.

29.4 Indications

The implementation of Storage Relocation can be asynchronous operation, so indications can be used to notify multiple clients.

29.4.1 StorageVolume Relocation starts (msgID: DRM32)

This is an alert message indicating that the relocation of a StorageVolume starts. The related standard message can be:

```
Relocation starts for StorageVolume with identifier DeviceID.
```

29.4.2 StorageVolume Relocation ends (msgID: DRM33)

This is an alert message indicating that the relocation of a StorageVolume ends. The related standard message can be:

Relocation ends for StorageVolume with identifier DeviceID.

29.4.3 StoragePool Relocation starts (msgID: DRM34)

This is an alert message indicating that the relocation of a StoragePool starts. The related standard message can be:

Relocation starts for StoragePool with identifier PoolID.

29.4.4 StoragePool Relocation ends (msgID: DRM35)

This is an alert message indicating that the relocation of a StoragePool ends. The related standard message can be:

Relocation ends for StoragePool with identifier PoolID.

29.4.5 LogicalDisk Relocation starts (msgID: DRM36)

This is an alert message indicating that the relocation of a LogicalDisk starts. The related standard message can be:

Relocation starts for LogicalDisk with identifier DeviceID.

29.4.6 LogicalDisk Relocation ends (msgID: DRM37)

This is an alert message indicating that the relocation of a LogicalDisk ends. The related standard message can be:

Relocation ends for LogicalDisk with identifier DeviceID.

29.5 Health and Fault Management Consideration

Not defined in this standard.

29.6 Cascading Considerations

Not defined in this standard.

29.7 Mapping & Masking Considerations

For both local and remote relocation, after it's done, the source should disappear, and the target should be the new replacement.

In local relocation, it should be transparent to client sides, which means every properties of the target volume should be as same as source volume and mapping relationship to host should not be impacted. But it's not constrained here to have something changed on target, it depends on the real behavior of storage system.

In remote relocation, the source object will disappear from source device, and target object will appear on target device. So the remote relocation may be only permitted when there is relation from the volume to others (e.g. mapping relation to host). But if the storage system has the ability to migrate all the relations together with the relocation action, it can still be achieved.

So to mapping & masking, there should be no impact in local relocation, but it can depend on the behavior of the storage system. And to remote relocation, it depends on the behavior of the storage system.

29.8 Supported Profiles, Subprofiles, and Packages

Table 644 describes the supported profiles for Storage Relocation.

Table 644 - Supported Profiles for Storage Relocation

Profile Name	Organization	Version	Requirement	Description
Block Services	SNIA	1.6.1	Optional	
Job Control	SNIA	1.5.0	Optional	

29.9 Methods of the Profile

This profile defines `StorageRelocationService` as the service class for storage relocation methods. All of the Profile extrinsic methods return one of the following status codes. Depending on the error condition, a method may return additional error codes and/or throw an appropriate exception to indicate the error encountered.

- 0: (Job) Completed with no error
- 1: Method not supported
- 4: Failed
- 5: Invalid Parameter
- 4096: Method Parameters Checked - Job Started

For the input/output parameter values, refer to the appropriate MOF files and the value maps.

29.9.1 RelocateStorageVolumesToStoragePool

```
uint32 RelocateStorageVolumesToStoragePool(
    [IN,OUT] CIM_StorageVolume REF TheElements[],
    [OUT]    CIM_ConcreteJob REF Job,
    [IN]    CIM_StorageSetting REF TargetSettingGoal,
    [IN,OUT] CIM_StoragePool REF TargetPool);
```

This method is defined to relocate a group of storage volumes into a target storage pool, by inputting 'TheElements' as storage volumes to be relocated, 'TargetSettingGoal' as setting goal, and 'TargetPool' as target storage pool. The output 'Job' parameter can be used to track the relocation progress. The detailed description for each parameter is as follows:

- `TheElements`: As an input, `TheElements` is an array of storage volumes for the source of relocation. As an output, it represents the storage volumes after relocation.
- `Job`: Reference to the job (may be null if job completed).
- `TargetSettingGoal`: The requirements for the relocation target pool. If set to a null value, the default configuration associated with the service will be used. This parameter should be a reference to a `CIM_StorageSetting` which represent the profile appropriate to the relocation target pool. If not NULL, this parameter will supply a new Goal for the target pool.

- **TargetPool:** A reference to target storage pool instance used for relocation. As an input parameter, TargetPool specifies the storage pool to relocate source onto. As an output parameter, TargetPool represents the pool actually used as the relocation target. It is output only when the relocation succeeds.

29.9.2 RelocateStoragePoolsToStoragePool

```
uint32 RelocateStoragePoolsToStoragePool(
    [IN,OUT] CIM_StoragePool REF TheElements[],
    [OUT]     CIM_ConcreteJob REF Job,
    [IN]     CIM_StorageSetting REF TargetSettingGoal,
    [IN,OUT] CIM_StoragePool REF TargetPool);
```

This method is defined to relocate a group of storage pools into a target storage pool, by inputting 'TheElements' as source storage pools to be relocated, 'TargetSettingGoal' as setting goal, and 'TargetPool' as the target storage pool. The output 'Job' parameter can be used to track the relocation progress. The detailed description for each parameter is as follows:

- **TheElements:** As an input, TheElements is an array of storage pools for the source of relocation. As an output, it represents the storage pools after relocation.
- **Job:** Reference to the job (may be null if job completed).
- **TargetSettingGoal:** The requirements for the relocation target pool. If set to a null value, the default configuration associated with the service will be used. This parameter should be a reference to a CIM_StorageSetting which represent the profile appropriate to the relocation target pool. If not NULL, this parameter will supply a new Goal for the target pool.
- **TargetPool:** A reference to target storage pool instance used for relocation. As an input parameter, TargetPool specifies the storage pool to relocate source onto. As an output parameter, TargetPool represents the pool actually used as the relocation target. It is output only when the relocation succeeds.

29.9.3 RelocateStorageVolumeToStorageExtents

```
uint32 RelocateStorageVolumeToStorageExtents(
    [IN]     CIM_StorageExtent REF InElements[],
    [OUT]     CIM_ConcreteJob REF Job,
    [IN]     CIM_StorageSetting REF TargetSettingGoal,
    [IN,OUT] CIM_StorageVolume REF TheElement);
```

This method is defined to relocate a storage volume onto a new group of storage extents, by inputting 'InElements' as the group of storage extents to move onto, 'TargetSettingGoal' as setting goal, and 'TheElement' as target storage volume to be relocated. The output 'Job' parameter can be used to track the relocation progress. The detailed description for each parameter is as follows:

- **InElements:** An array of StorageExtents that 'TheElement' is relocated to.
- **Job:** Reference to the job (may be null if job completed).
- **TargetSettingGoal:** The requirements for the relocation target element. If set to a null value, the default configuration associated with the service will be used. This parameter should be a reference to a CIM_StorageSetting which represents the profile appropriate to the relocation target elements. If not NULL, this parameter will supply a new Goal for the target elements.
- **TheElement:** As an input, TheElement is a storageVolume as the source of relocation. As an output, it represents the storageVolume after relocation.

29.9.4 RelocateStoragePoolToStorageExtents

```
uint32 RelocateStoragePoolToStorageExtents(
    [IN]      CIM_StorageExtent REF InElements[],
    [OUT]     CIM_ConcreteJob REF Job,
    [IN]      CIM_StorageSetting REF TargetSettingGoal,
    [IN,OUT]  CIM_StoragePool REF TheElement);
```

This method is defined to relocate a storage pool onto a new group of storage extents, by inputting 'InElements' as the group of storage extents to move onto, 'TargetSettingGoal' as setting goal, and 'TheElement' as the target storage pool to be relocated. The output 'Job' parameter can be used to track the relocation progress. The detailed description for each parameter is as follows:

- InElements: An array of StorageExtents that 'TheElement' is relocated to.
- Job: Reference to the job (may be null if job completed).
- TargetSettingGoal: The requirements for the relocation target element. If set to a null value, the default configuration associated with the service will be used. This parameter should be a reference to a CIM_StorageSetting which represents the profile appropriate to the relocation target elements. If not NULL, this parameter will supply a new Goal for the target elements.
- TheElement: As an input, TheElement is a storagePool as the source of relocation. As an output, it represents the storagePool after relocation.

29.9.5 RelocateLogicalDiskToStorageExtents

```
uint32 RelocateLogicalDiskToStorageExtents(
    [IN]      CIM_StorageExtent REF InElements[],
    [OUT]     CIM_ConcreteJob REF Job,
    [IN]      CIM_StorageSetting REF TargetSettingGoal,
    [IN,OUT]  CIM_LogicalDisk REF TheElement);
```

This method is defined to relocate a logical disk onto a new group of storage extents, by inputting 'InElements' as the group of storage extents to move onto, 'TargetSettingGoal' as setting goal, and 'TheElement' as target logical disk to be relocated. The output 'Job' parameter can be used to track the relocation progress. The detailed description for each parameter is as follows:

- InElements: An array of StorageExtents that 'TheElement' is relocated to.
- Job: Reference to the job (may be null if job completed).
- TargetSettingGoal: The requirements for the relocation target element. If set to a null value, the default configuration associated with the service will be used. This parameter should be a reference to a CIM_StorageSetting which represents the profile appropriate to the relocation target elements. If not NULL, this parameter will supply a new Goal for the target elements.
- TheElement: As an input, TheElement is a logicalDisk as the source of relocation. As an output, it represents the logicalDisk after relocation.

29.9.6 GetAvailableTargetRelocationExtents

```
uint32 GetAvailableTargetRelocationExtents(
    [IN]      CIM_LogicalElement REF TheElement,
    [IN]      CIM_StorageSetting REF TargetSettingGoal,
    [IN]      CIM_StoragePool REF InPool,
```

```
[OUT] CIM_StorageExtent REF AvailableExtents[];
```

This method is defined to get available group of storage extents for relocation. It supports:

- a) Get available target storage extents for storage volume relocation: by inputting 'TheElement' as target storage volume to be relocated, 'TargetSettingGoal' as setting goal, 'InPool' as the source for new group of storage extents. The output 'AvailableExtents' parameter will return the candidate extents for relocation.
- b) Get available target storage extents for storage pool relocation: by inputting 'TheElement' as target storage pool to be relocated, 'TargetSettingGoal' as setting goal, 'InPool' as the source for new group of storage extents. The output 'AvailableExtents' parameter will return the candidate extents for relocation.
- c) Get available target storage extents for logical disk relocation: by inputting 'TheElement' as target logical disk to be relocated, 'TargetSettingGoal' as setting goal, 'InPool' as the source for new group of storage extents. The output 'AvailableExtents' parameter will return the candidate extents for relocation.

The detailed description for each parameter is as follows:

- TheElement: TheElement is a storage element as the source of relocation.
- TargetSettingGoal: The TargetSettingGoal for which supported extents should be retrieved as available for relocation. If a NULL is passed for the Goal, the method will return all available extents, regardless of the goal. There exists a possibility of error in relocating a Pool, Volume, or LogicalDisk to extents retrieved in this manner.
- InPool: A reference to target storage pool instance used for relocation.
- AvailableExtents: A group of references to available StorageExtents for relocation.

29.10 Client Considerations and Recipes

29.10.1 Client Considerations

29.10.1.1 Relocate StorageVolume to StoragePool for data migration

As one solution for data migration, StorageVolume can be relocated to a new local or remote concrete StoragePool.

- For local relocation, if 1) 'SupportedStorageElementFeatures' of StorageConfigurationCapabilities associating to the StorageRelocationService instance supports 'StorageVolume To StoragePool Relocation'; and 2) 'SupportedStoragePoolUsage' of StorageConfigurationCapabilities associating to the target StoragePool instance supports 'Used as target for Relocation Service', client can invoke StorageRelocationService.RelocateStorageVolumesToStoragePool to start the StorageVolume relocation onto the new concrete StoragePool.

Figure 158 shows the progress of this relocation.

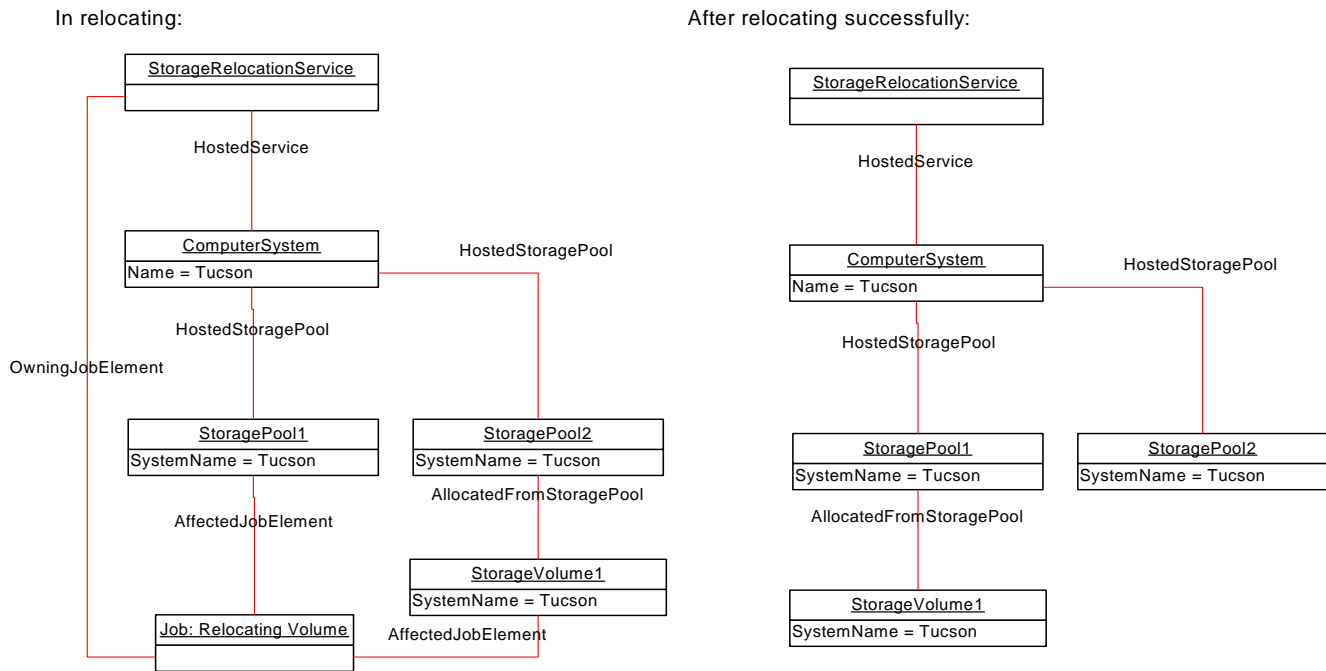


Figure 158 - Relocate StorageVolume to local StoragePool

If 'SupportedAsynchronousActions' of StorageConfigurationCapabilities supports 'StorageVolume To StoragePool Relocation', client can use the 'Job' output to track the progress of relocation. In the progress, Job.PercentComplete can be queried to track the completion percent. And through association 'AffectedJobElement', the target StoragePool instance with its property 'CapacityInMigratingTarget', the source StoragePool instance which the StorageVolume originally resides on with its property 'CapacityInMigratingSource', and StorageVolume with its property 'NumExtentsMigrating' can be queried out continuously to track the detailed progress of relocation. While in relocation, the 'OperationalStatus' of the source storage volume (StorageVolume1) will have value 'Relocating' to indicate it's in relocation progress.

As an successful result, 'CapacityInMigratingTarget', 'CapacityInMigratingSource' and 'NumExtentsMigrating' should all be 0. The 'OperationalStatus' of the storage volume will change the value from 'Relocating' to 'OK'. The key properties of the StorageVolume should stay the same.

- For remote relocation to remote storage pool, it needs to check the StorageConfigurationCapabilities in both local and remote storage system. So if 1) 'SupportedStorageElementFeatures' of StorageConfigurationCapabilities associating to the local StorageRelocationService instance supports 'StorageVolume To StoragePool Relocation'; and 2) 'SupportedStoragePoolUsage' of StorageConfigurationCapabilities associating to the remote target StoragePool instance supports 'Used as target for Relocation Service', client can invoke StorageRelocationService.RelocateStorageVolumesToStoragePool to start the StorageVolume relocation onto the remote concrete StoragePool.

Figure 159 shows the progress of this relocation.

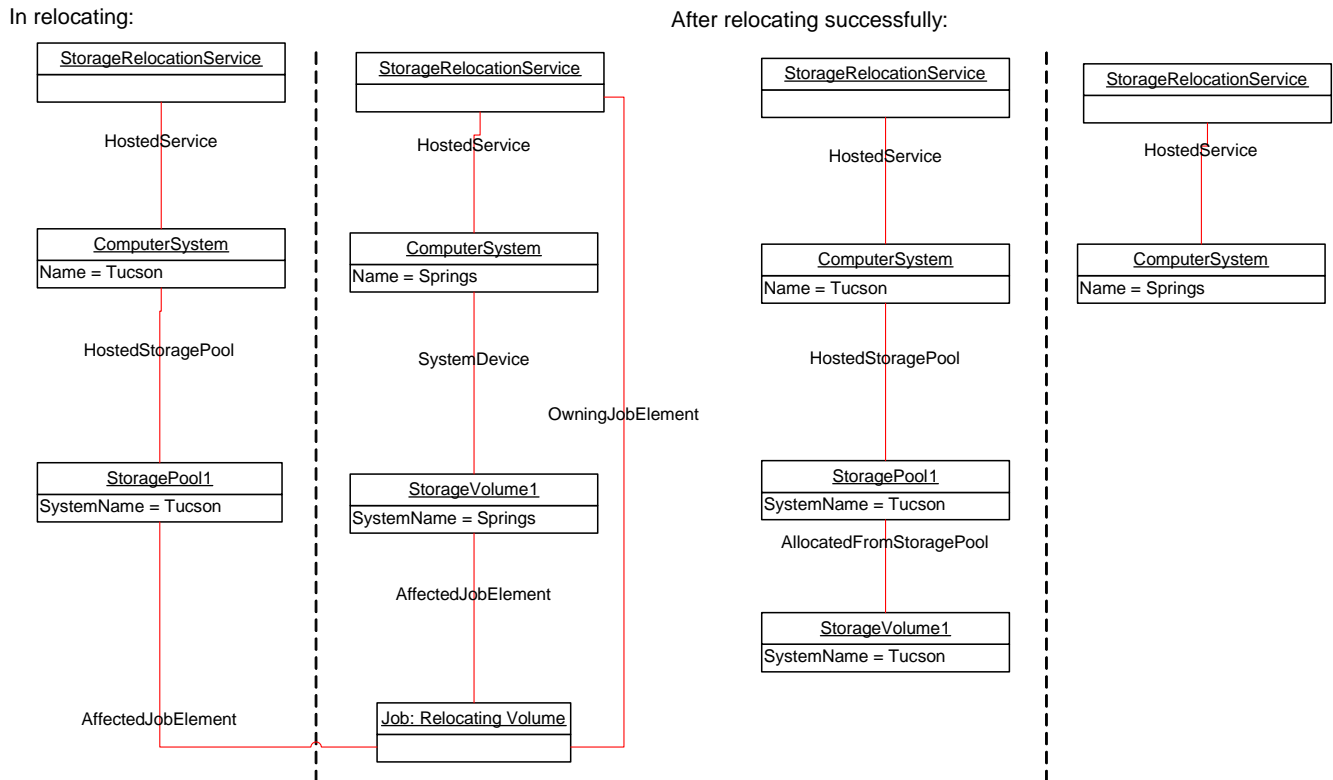


Figure 159 - Relocate StorageVolume to remote StoragePool

As same as the local relocation, the same mechanism can be used to track the relocation progress. And as an successful result, it is different in remote relocation that the key properties of the StorageVolume may not be able to stay the same as before, the source storage volume will disappear from the source storage device and appear on the target storage device, so relocating to a remote location may be a disruptive process.

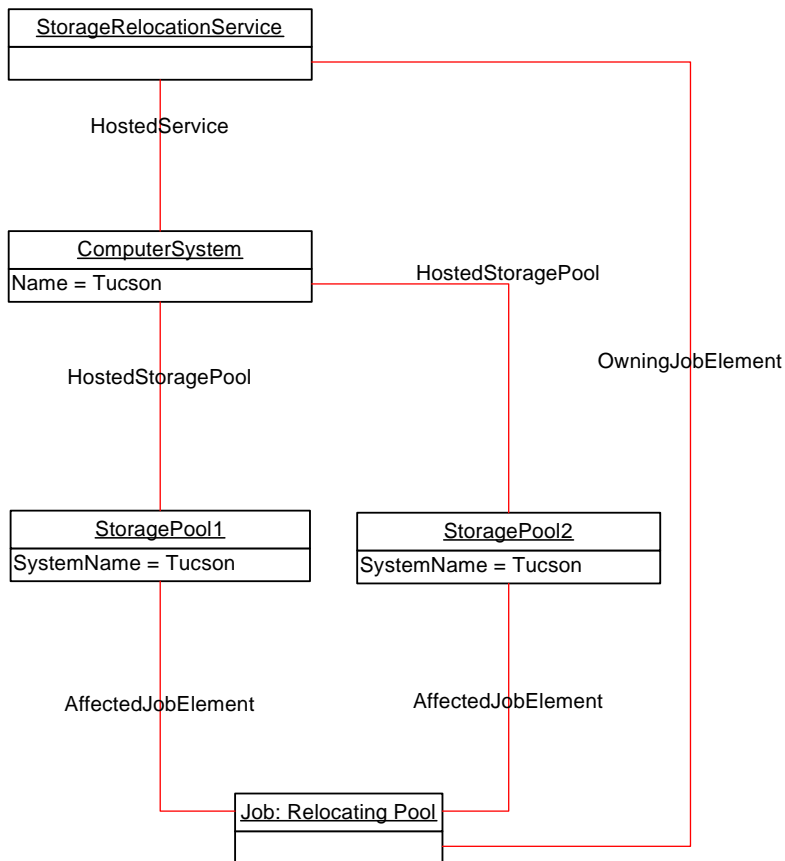
29.10.1.2 Relocate StoragePool for merge

As one solution for extent merge or capacity expansion, one StoragePool can be relocated into a target local or remote StoragePool.

- For local relocation, if 1) 'SupportedStorageElementFeatures' of StorageConfigurationCapabilities associating to the StorageRelocationService instance supports 'StoragePool To StoragePool Relocation'; 2) 'SupportedStoragePoolUsage' of StorageConfigurationCapabilities associating to the source StoragePool instance supports 'Used as source for Relocation Service'; and 3) 'SupportedStoragePoolUsage' of StorageConfigurationCapabilities associating to the target StoragePool instance supports 'Used as target for Relocation Service', client can invoke StorageRelocationService.RelocateStoragePoolsToStoragePool to start the source StoragePool relocation onto the target StoragePool.

Figure 160 shows the progress of this relocation.

In relocating:



After relocating successfully:

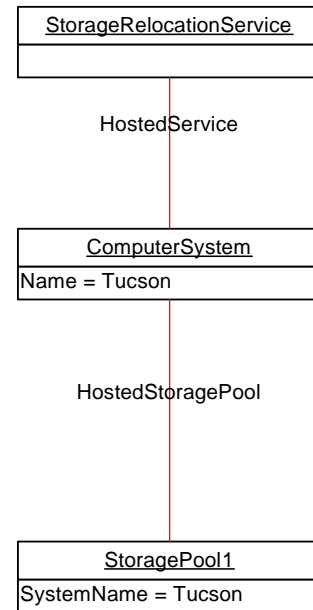


Figure 160 - Relocate StoragePool to local StoragePool

If 'SupportedAsynchronousActions' of StorageConfigurationCapabilities supports 'StoragePool To StoragePool Relocation', client can use the 'Job' output to track the progress of relocation. In the progress, Job.PercentComplete can be queried to track the completion percent. And through association 'AffectedJobElement', the source StoragePool instance with its property 'CapacityInMigratingSource', and the target StoragePool instance with its property 'CapacityInMigratingTarget' can be queried out continuously to track the detailed progress of relocation. While in relocation, the 'OperationalStatus' of the source storage pool (StoragePool2) will have value 'Relocating' to indicate it's in relocation progress.

As a successful result, the source StoragePool won't exist anymore, and target StoragePool's 'CapacityInMigratingTarget' should be 0. The 'OperationalStatus' of the source storage pool will change the value from 'Relocating' to 'OK'. All the children (volumes or sub pools) belonging to the source storage pool will be changed as children of target storage pool.

- For remote relocation, if 1) 'SupportedStorageElementFeatures' of StorageConfigurationCapabilities associating to the local StorageRelocationService instance supports 'StoragePool To StoragePool Relocation'; 2) 'SupportedStoragePoolUsage' of StorageConfigurationCapabilities associating to the local source StoragePool instance supports 'Used as source for Relocation Service'; and 3) 'SupportedStoragePoolUsage' of StorageConfigurationCapabilities associating to the remote target StoragePool instance supports 'Used as target for Relocation Service', client can invoke StorageRelocationService.RelocateStoragePoolsToStoragePool to start the local source StoragePool relocation onto the remote target StoragePool.

Figure 161 shows the progress of this relocation.

In relocating:

After relocating successfully:

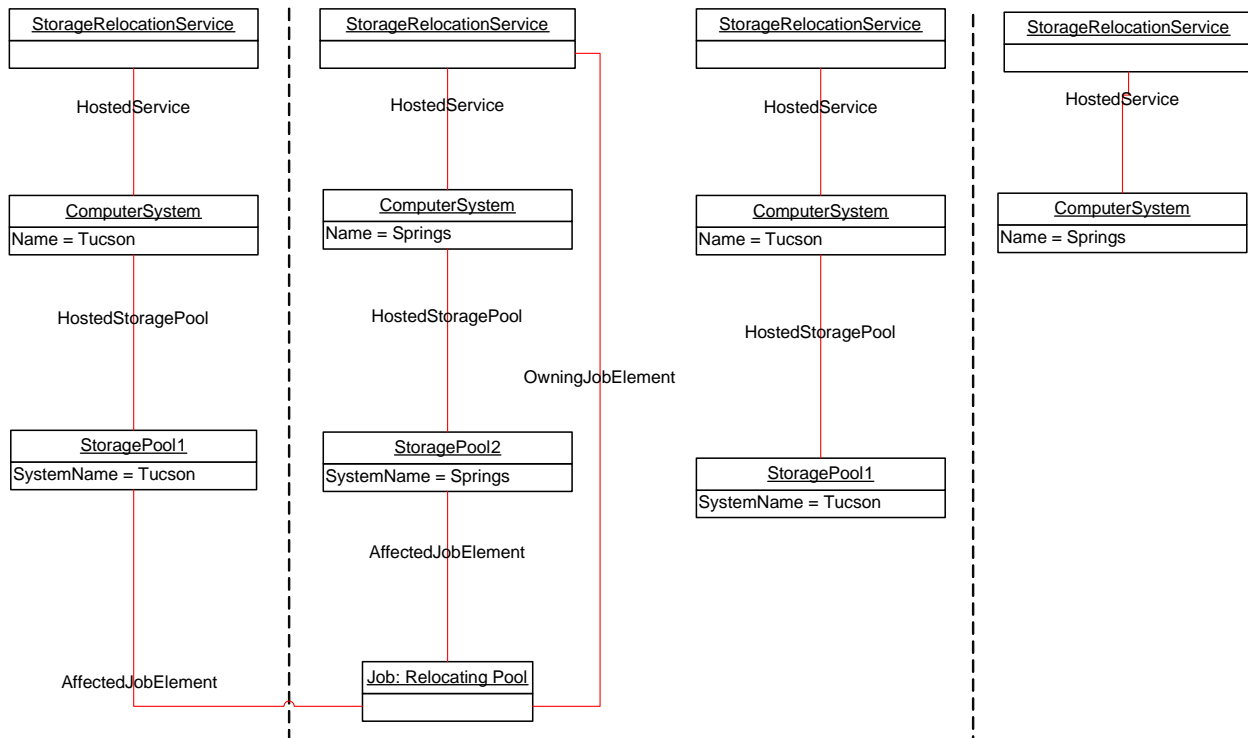


Figure 161 - Relocate StoragePool to remote StoragePool

As same as the local relocation, job instance can be used to track the relocation progress. And as the result of remote relocation, all the children (volumes or sub pools) belonging to the source storage pool will disappear from the source storage device, and appear as the children of target storage pool on remote target storage device. So remote location is a disruptive process.

NOTE It is possible to merge a primordial StoragePool into a target StoragePool if the 'SupportedStoragePoolUsage' of StorageConfigurationCapabilities associating to the source primordial StoragePool instance supports 'Used as source for Relocation Service'. As implementation, merging primordial StoragePool can result in that all of the concrete StoragePools under that primordial StoragePool will be merged.

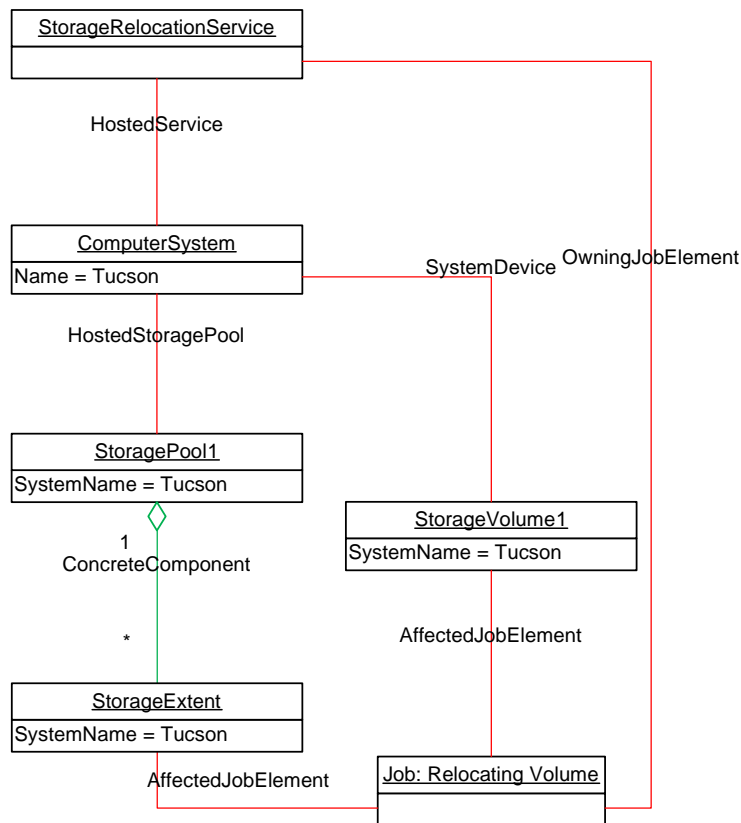
29.10.1.3 Relocate StorageVolume to new StorageExtent group for hotspot tuning

If a StorageVolume is identified as one hotspot volume after analyzing performance statistics of it, relocating it from low performance StorageExtent (e.g., HDD extent) group to high performance StorageExtent (e.g.SSD extent) group can serve as an solution on hotspot tuning. And if it becomes cold spot, it can be relocated back to low performance StorageExtent group.

- For local relocation, if 1) 'SupportedStorageElementFeatures' of StorageConfigurationCapabilities associating to the StorageRelocationService instance supports 'StorageVolume To StorageExtent Relocation'; 2) the new StorageExtent group is under one concrete StoragePool; and 3) 'SupportedStoragePoolUsage' of StorageConfigurationCapabilities associating to the target StoragePool instance supports 'Used as target for Relocation Service', the client can invoke StorageRelocationService.RelocateStorageVolumeToStorageExtents to start the StorageVolume relocation onto the new StorageExtent group.

Figure 162 shows the progress of this relocation.

In relocating:



After relocating successfully:

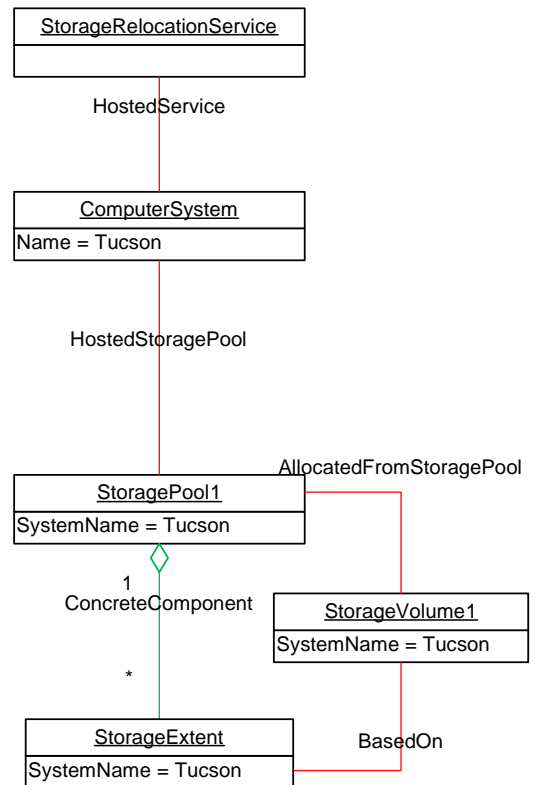


Figure 162 - Relocate StorageVolume to local StorageExtent group

If 'SupportedAsynchronousActions' of StorageConfigurationCapabilities supports 'StorageVolume To StorageExtent Relocation', client can use the 'Job' output to track the progress of relocation. In the progress, Job.PercentComplete can be queried to track the completion percent. And through association 'AffectedJobElement', the StorageVolume instance with its property 'NumExtentsMigrating', each associated StorageExtent instance in 'Relocating' status, and the target StoragePool instance with its property 'CapacityInMigratingTarget' can be queried out continuously to track the detailed progress of relocation. While in relocation, the 'OperationalStatus' of the source storage volume (StorageVolume1) will have value 'Relocating' to indicate it's in relocation progress; and the 'ExtentStatus' of each new storage extent will have value 'Relocating' to indicate it's in relocation progress.

As an successful result, both the target StoragePool's 'CapacityInMigratingTarget' and the StorageVolume's 'NumExtentsMigrating' should be 0. The 'OperationalStatus' of the source storage volume will change the value from 'Relocating' to 'OK'. The 'ExtentStatus' of each new storage extent will remove the 'Relocating' value. The key properties of the StorageVolume stays the same.

For remote relocation, if 1) 'SupportedStorageElementFeatures' of StorageConfigurationCapabilities associating to the local StorageRelocationService instance supports 'StorageVolume To StorageExtent Relocation'; 2) the remote new StorageExtent group is under one remote concrete StoragePool; and 3) 'SupportedStoragePoolUsage' of StorageConfigurationCapabilities associating to the remote target StoragePool instance supports 'Used as target for Relocation Service', the client can invoke StorageRelocationService.relocateStorageVolumeToStorageExtents to start the StorageVolume relocation onto the remote new StorageExtent group.

Figure 163 shows the progress of this relocation.

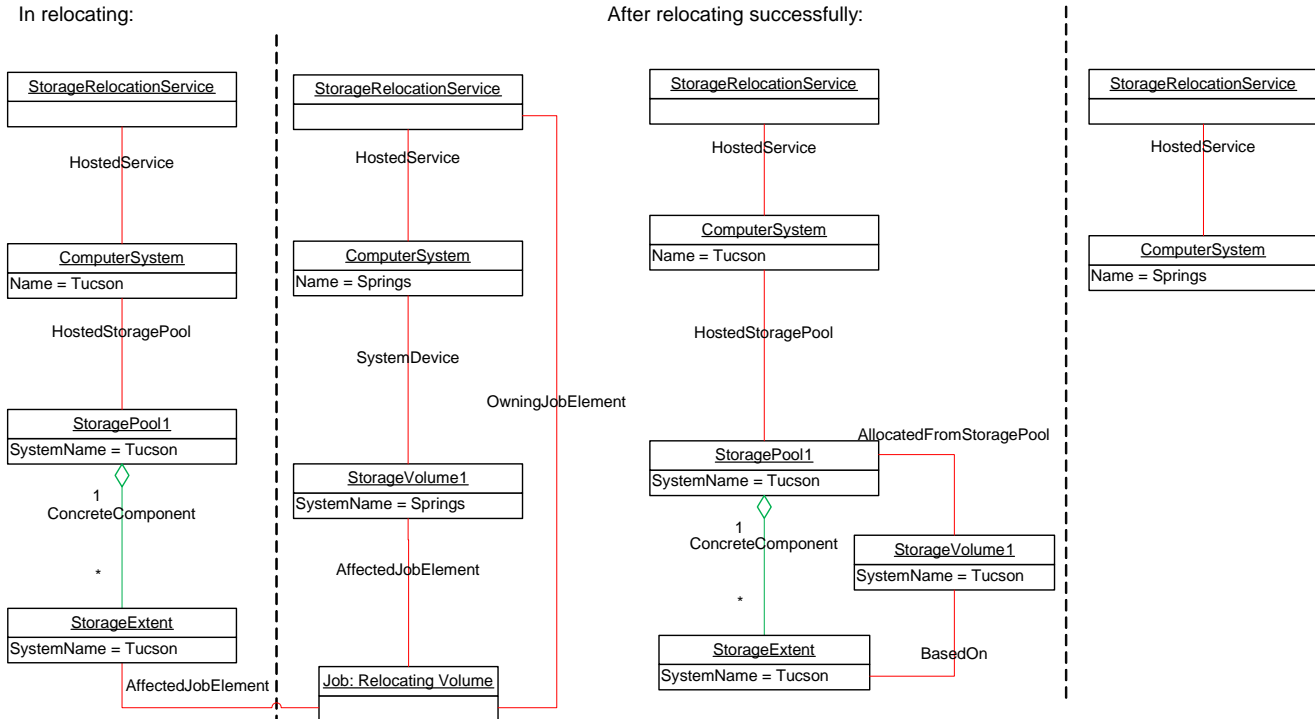


Figure 163 - Relocate StorageVolume to remote StorageExtent group

Like the local relocation, job instance can be used to track the relocation progress. And as the result of remote relocation, the source storage volume will disappear from the source storage device, and appear on the target storage device, so this remote location is a disruptive process.

NOTE Relocating StorageVolume to new StorageExtent group can also be used as a solution for data migration, and the progress will be as same as the above.

29.10.2 Recipes

29.10.2.1 Relocate StorageVolumes to StoragePool

```
// DESCRIPTION
// The goal of this recipe is to relocate storage volumes to a local or remote
// storage pool.
//
// PRE-EXISTING CONDITIONS AND ASSUMPTION
// 1.A reference to a CIM_ComputerSystem storage array is previously
//    defined in the $BlockServer-> variable
// 2.$RelocationTargetPool-> is set to reference of the target storage pool for
//    volume relocation
// 3.$VolumesToRelocate->[] is set to reference of the storage volumes to be
//    relocated.

// Step 1. Get the storage relocation services and determine the service
// capabilities. Note that the device may not support storage relocation
// so it is possible that the service is not present and
```

Storage Relocation Profile

```
// the desired operation cannot be performed.

try {
    $Services->[] = AssociatorNames($BlockServer->,
        "CIM_HostedService",
        "CIM_StorageRelocationService",
        null,
        null)

    // StorageRelocationService and HostedService may not be implemented
    // in the SMI-S Agent.
    if ($Services->[] == null) {
        <ERROR! Storage Relocation is not supported.>
    }
} catch (CIMException $Exception) {
    // StorageRelocationService and/or HostedService may not be included in
    // the model implemented at all if Storage Relocation is not supported.
    if ($Exception.CIMStatusCode == "CIM_ERR_INVALID_PARAMETER") {
        <ERROR! Storage Relocation is not supported.>
    }
}

// There should be only one storage relocation service
// associated with the system
$StorageRelocationService-> = $Services->[0]

// See if the service supports storage volume to storage pool relocation
// There should be zero or only one StorageConfigurationCapabilities instance
$ServiceCapabilities[] = Associators(
    $StorageRelocationService->,
    "CIM_ElementCapabilities",
    "CIM_StorageConfigurationCapabilities",
    null, null, false, false, null)

if ($ServiceCapabilities[] == null ||
    $ServiceCapabilities[].length == 0) {
    <ERROR! Storage relocation not supported>
}

if (contains(14, // StorageVolume To StoragePool Relocation
    $ServiceCapabilities[0].SupportedStorageElementFeatures[]))
{
    #SupportsVolumeToStoragePoolRelocation = true
}
else {
    #SupportsVolumeToStoragePoolRelocation = false
    <ERROR! Storage volume to storage pool relocation not supported>
}
```

Storage Relocation Profile

```
}

// Only one of SupportedSynchronousActions or SupportedAsynchronousActions
// should contain StorageVolume To StoragePool Relocation
if (contains(17, // StorageVolume To StoragePool Relocation
    $ServiceCapabilities[0].SupportedSynchronousActions[]))
    == contains(17, // StorageVolume To StoragePool Relocation
        $ServiceCapabilities[0].SupportedAsynchronousActions[]))
{
    <ERROR! Storage volume to storage pool relocation should be supported
    in either SupportedSynchronousActions or SupportedAsynchronousActions>
}

if (contains(17, // StorageVolume To StoragePool Relocation
    $ServiceCapabilities[0].SupportedAsynchronousActions[]))
{
    #VolumeRelocationProducesJob = true
}

// Step 2. Get the StorageConfigurationCapabilities of the pool and check
// if it can be target pool for volume relocation

$PoolCapabilities[] = Associators(
    $RelocationTargetPool->,
    "CIM_ElementCapabilities",
    "CIM_StorageConfigurationCapabilities",
    null, null, false, false, null)

if ($PoolCapabilities[] == null ||
    $PoolCapabilities[].length == 0) {
    <ERROR! The target storage pool does not support storage relocation>
}

if ( contains(10, // Used as target for Relocation Service
    $PoolCapabilities[0].SupportedStoragePoolUsage[]))
{
    #Pool_TargetPoolCapability = true
}
else {
    #Pool_TargetPoolCapability = false
    <ERROR! The target storage pool can't be used as target for relocation service>
}

if (contains(17, // StorageVolume To StoragePool Relocation
    $PoolCapabilities[0].SupportedAsynchronousActions[]))
{
    #Pool_RelocationProducesJob = true
}
```

Storage Relocation Profile

```
}

// Step 3. Register for indications on relocation jobs

if(#Pool_RelocationProducesJob == true)
{
    // '17' ("Completed") '2' ("OK")
    #Filter1 = "SELECT * FROM CIM_InstModification
              WHERE SourceInstance ISA CIM_ConcreteJob
                 AND ANY SourceInstance.OperationalStatus[*] = 17
                 AND ANY SourceInstance.OperationalStatus[*] = 2"
    @{Determine if Indications already exist or have to be created}
    &CreateIndication(#Filter1)

    // '17' ("Completed") '6' ("Error")
    #Filter2 = "SELECT * FROM CIM_InstModification
              WHERE SourceInstance ISA CIM_ConcreteJob
                 AND ANY SourceInstance.OperationalStatus[*] = 17
                 AND ANY SourceInstance.OperationalStatus[*] = 6 "
    @{Determine if Indications already exist or have to be created}
    &CreateIndication(#Filter2)
}

// Step 4. Relocate the volumes to the Storage Pool

%InArguments["TheElements"] = $VolumesToRelocate->[]
%InArguments["Goal"]        = null
%InArguments["TargetPool"]  = $RelocationTargetPool->

#ReturnValue = InvokeMethod(
    $StorageRelocationService->,
    "RelocateStorageVolumesToStoragePool",
    %InArguments, %OutArguments)

if(#ReturnValue != 0 && #ReturnValue != 4096)
{
    // The volume relocation operation failed
    <ERROR! Failed >
}

if(#Pool_RelocationProducesJob == true)
{
    $VolumeRelocationJob-> = %OutArguments["Job"]

    // Get migrating status of one of the volumes
    $AffectedVolumes[] = Associators(
        $VolumeRelocationJob->,
        "CIM_AffectedJobElement",
```


Storage Relocation Profile

```
"CIM_StorageVolume",
null, null, false, false, null)

#NumExtentsMigrating_Vol = $AffectedVolumes[0].NumExtentsMigrating
// The OperationalStatus of the volume could be 19 (Relocating)
#OperationalStatus_Vol = $AffectedVolumes[0].OperationalStatus[0]

// Get migrating status of the target pool
$AffectedTargetPool[] = Associators(
    $VolumeRelocationJob->,
    "CIM_AffectedJobElement",
    "CIM_StoragePool",
    null, null, false, false, null)

#MigratingIn_TargetPool = $AffectedTargetPool[0].CapacityInMigratingTarget
// The OperationalStatus of the target pool could be 19 (Relocating)
#OperationalStatus_TargetPool = $AffectedTargetPool[0].OperationalStatus[0]

//Wait until the completion of the job
// using $VolumeRelocationJob-> as a filter

// Wait for indication from either filters defined in step 3
// If the indication states the Job is 'Complete' and 'Error'
// then exit with error: ERROR! Job did not complete successfully
}
else {
    // The volumes that are successfully relocated are output in TheElements
    $RelocatedVolumes-> = %OutArguments["TheElements"]
}
}
```

29.10.2.2 Relocate StoragePool to StoragePool

```
// DESCRIPTION
// The goal of this recipe is to merge a storage pool to another (local or remote)
// storage pool
//
// PRE-EXISTING CONDITIONS AND ASSUMPTION
// 1.A reference to a CIM_ComputerSystem storage array is previously
// defined in the $BlockServer-> variable
// 2.$TargetPool-> is set to reference of the target storage pool
// 3.$PoolsToRelocate->[] is set to reference of the storage pools to be
// relocated.

// Step 1. Get the storage relocation services and determine the service
// capabilities. Note that the device may not support storage relocation
// so it is possible that the service is not present and
```

Storage Relocation Profile

```
// the desired operation cannot be performed.

try {
    $Services->[] = AssociatorNames($BlockServer->,
        "CIM_HostedService",
        "CIM_StorageRelocationService",
        null,
        null)

    // StorageRelocationService and HostedService may not be implemented
    // in the SMI-S Agent.
    if ($Services->[] == null) {
        <ERROR! Storage Relocation is not supported.>
    }
} catch (CIMException $Exception) {
    // StorageRelocationService and/or HostedService may not be included in
    // the model implemented at all if Storage Relocation is not supported.
    if ($Exception.CIMStatusCode == "CIM_ERR_INVALID_PARAMETER") {
        <ERROR! Storage Relocation is not supported.>
    }
}

// There should be only one storage relocation service
// associated with the system
$StorageRelocationService-> = $Services->[0]

// See if the service supports storage pool to storage pool relocation
// There should be zero or only one StorageConfigurationCapabilities instance
$ServiceCapabilities[] = Associators(
    $StorageRelocationService->,
    "CIM_ElementCapabilities",
    "CIM_StorageConfigurationCapabilities",
    null, null, false, false, null)

if ($ServiceCapabilities[] == null ||
    $ServiceCapabilities[].length == 0) {
    <ERROR! Storage relocation not supported>
}

if (contains(15, // StoragePool To StoragePool Relocation
    $ServiceCapabilities[0].SupportedStorageElementFeatures[]))
{
    #SupportsPoolToPoolRelocation = true
}
else {
    #SupportsPoolToPoolRelocation = false
    <ERROR! Storage pool to storage pool relocation not supported>
}
```

Storage Relocation Profile

```
}

// Only one of SupportedSynchronousActions or SupportedAsynchronousActions
// should contain StoragePool To StoragePool Relocation
if (contains(18, // StoragePool To StoragePool Relocation
    $ServiceCapabilities[0].SupportedSynchronousActions[])
    == contains(18, // StoragePool To StoragePool Relocation
    $ServiceCapabilities[0].SupportedAsynchronousActions[]))
{
    <ERROR! Storage pool to storage pool relocation should be supported
    in either SupportedSynchronousActions or SupportedAsynchronousActions>
}

if (contains(18, // StoragePool To StoragePool Relocation
    $ServiceCapabilities[0].SupportedAsynchronousActions[]))
{
    #PoolRelocationProducesJob = true
}

// Step 2. Get the StorageConfigurationCapabilities of the pools to be relocated
// and check
// if they can be source pools in storage pool relocation
for #i in $PoolsToRelocate->[]
{
    $SourcePoolCapabilities[] = Associators(
        $PoolsToRelocate->[#i],
        "CIM_ElementCapabilities",
        "CIM_StorageConfigurationCapabilities",
        null, null, false, false, null)

    if ($SourcePoolCapabilities[] == null ||
        $SourcePoolCapabilities[].length == 0) {
        <ERROR! The source storage pool does not support storage relocation>
    }

    if ( contains(9, // Used as source for Relocation Service
        $SourcePoolCapabilities[0].SupportedStoragePoolUsage[]))
    {
        #Pool_SourcePoolCapability = true
    }
    else {
        #Pool_SourcePoolCapability = false
        <ERROR! The source storage pool can't be used as source for relocation service>
    }
}

// Step 3. Get the StorageConfigurationCapabilities of the target pool and check
// if it can be target storage pool in storage pool relocation
```

Storage Relocation Profile

```
$TargetPoolCapabilities[] = Associators(
    $TargetPool->,
    "CIM_ElementCapabilities",
    "CIM_StorageConfigurationCapabilities",
    null, null, false, false, null)

if ($TargetPoolCapabilities[] == null ||
    $TargetPoolCapabilities[].length == 0) {
    <ERROR! The target storage pool does not support storage relocation>
}

if ( contains(10, // Used as target for Relocation Service
    $TargetPoolCapabilities[0].SupportedStoragePoolUsage[]))
{
    #Pool_TargetPoolCapability = true
}
else {
    #Pool_TargetPoolCapability = false
    <ERROR! The target storage pool can't be used as target for relocation service>
}

// Step 4. Register for indications on relocation jobs
if(#PoolRelocationProducesJob == true)
{
    // `17' ("Completed") `2' ("OK")
    #Filter1 = "SELECT * FROM CIM_InstModification
        WHERE SourceInstance ISA CIM_ConcreteJob
            AND ANY SourceInstance.OperationalStatus[*] = 17
            AND ANY SourceInstance.OperationalStatus[*] = 2"
    @{Determine if Indications already exist or have to be created}
    &CreateIndication(#Filter1)

    // `17' ("Completed") `6' ("Error")
    #Filter2 = "SELECT * FROM CIM_InstModification
        WHERE SourceInstance ISA CIM_ConcreteJob
            AND ANY SourceInstance.OperationalStatus[*] = 17
            AND ANY SourceInstance.OperationalStatus[*] = 6 "
    @{Determine if Indications already exist or have to be created}
    &CreateIndication(#Filter2)
}

// Step 5. Relocate the source pools to the target pool

%InArguments["TheElements"] = $PoolsToRelocate->[]
%InArguments["Goal"] = null
%InArguments["TargetPool"] = $TargetPool->
```

Storage Relocation Profile

```
#ReturnValue = InvokeMethod(
    $StorageRelocationService->,
    "RelocateStoragePoolsToStoragePool",
    %InArguments, %OutArguments)

if(#ReturnValue != 0 && #ReturnValue != 4096)
{
    // The storage pool relocation operation failed
    <ERROR! Failed >
}

if(#PoolRelocationProducesJob == true)
{
    $PoolRelocationJob-> = %OutArguments["Job"]

    $AffectedStoragePools[] = Associators(
        $PoolRelocationJob->,
        "CIM_AffectedJobElement",
        "CIM_StoragePool",
        null, null, false, false, null)
    // Get migrating status of one of the source pools
    for #i in $AffectedStoragePools[]
    {
        if ($AffectedStoragePools[#i] != $TargetPool) {
            $Affected_SourcePool = $AffectedStoragePools[#i]
            break
        }
    }
}

#MigratingOut_SourcePool = $Affected_SourcePool.CapacityInMigratingSource
// The OperationalStatus of the source pool could be 19 (Relocating)
#OperationalStatus_SourcePool = $Affected_SourcePool.OperationalStatus[0]

// Get migrating status of the target pool
#MigratingIn_TargetPool = $TargetPool.CapacityInMigratingTarget
// The OperationalStatus of the target pool could be 19 (Relocating)
#OperationalStatus_TargetPool = $TargetPool.OperationalStatus[0]

    //Wait until the completion of the job
    // using $PoolRelocationJob-> as a filter

// Wait for indication from either filters defined in step 4
// If the indication states the Job is 'Complete' and 'Error'
// then exit with error: ERROR! Job did not complete successfully
}
```

29.10.2.3 Relocate StorageVolume to StorageExtents

```

// DESCRIPTION
// The goal of this recipe is to relocate storage volume onto a new group of
// storage extents
//
// PRE-EXISTING CONDITIONS AND ASSUMPTION
// 1.A reference to a CIM_ComputerSystem storage array is previously
// defined in the $BlockServer-> variable
// 2.$TargetPool-> is set to reference of the target storage pool from which
// target extents are allocated for volume relocation
// 3.$VolumeToRelocate-> is set to reference of the storage volume to be
// relocated.

// Step 1. Get the storage relocation services and determine the service
// capabilities. Note that the device may not support storage relocation
// so it is possible that the service is not present and
// the desired operation cannot be performed.

try {
    $Services->[] = AssociatorNames($BlockServer->,
        "CIM_HostedService",
        "CIM_StorageRelocationService",
        null,
        null)

    // StorageRelocationService and HostedService may not be implemented
    // in the SMI-S Agent.
    if ($Services->[] == null) {
        <ERROR! Storage Relocation is not supported.>
    }
} catch (CIMException $Exception) {
    // StorageRelocationService and/or HostedService may not be included in
    // the model implemented at all if Storage Relocation is not supported.
    if ($Exception.CIMStatusCode == "CIM_ERR_INVALID_PARAMETER") {
        <ERROR! Storage Relocation is not supported.>
    }
}

// There should be only one storage relocation service
// associated with the system
$StorageRelocationService-> = $Services->[0]

// See if the service supports storage volume to storage extent relocation
// There should be zero or only one StorageConfigurationCapabilities instance
$ServiceCapabilities[] = Associators(
    $StorageRelocationService->,
    "CIM_ElementCapabilities",

```

Storage Relocation Profile

```
"CIM_StorageConfigurationCapabilities",
null, null, false, false, null)

if ($ServiceCapabilities[] == null ||
    $ServiceCapabilities[].length == 0) {
    <ERROR! Storage relocation not supported>
}

if (contains(16, // StorageVolume To StorageExtent Relocation
    $ServiceCapabilities[0].SupportedStorageElementFeatures[]))
{
    #SupportsVolumeToExtentRelocation = true
}
else {
    #SupportsVolumeToExtentRelocation = false
    <ERROR! Storage volume to storage extent relocation not supported>
}

// Only one of SupportedSynchronousActions or SupportedAsynchronousActions
// should contain StorageVolume To StorageExtent Relocation
if (contains(19, // StorageVolume To StorageExtent Relocation
    $ServiceCapabilities[0].SupportedSynchronousActions[]
    == contains(19, // StorageVolume To StorageExtent Relocation
    $ServiceCapabilities[0].SupportedAsynchronousActions[]))
{
    <ERROR! Storage volume to storage extent relocation should be supported
    in either SupportedSynchronousActions or SupportedAsynchronousActions>
}

if (contains(19, // StorageVolume To StorageExtent Relocation
    $ServiceCapabilities[0].SupportedAsynchronousActions[]))
{
    #VolumeToExtentProducesJob = true
}

// Step 2. Get available target extents on target pool

%InArguments["TheElement"] = $VolumeToRelocate->
%InArguments["InPool"] = $TargetPool->
%InArguments["TargetSettingGoal"] = null

#ReturnValue = InvokeMethod(
    $StorageRelocationService->,
    "GetAvailableTargetRelocationExtents",
    %InArguments, %OutArguments)

if( #ReturnValue != 0 )
```

Storage Relocation Profile

```
{ // GetAvailableTargetRelocationExtents failed
    <ERROR! Failed >
}

if( %OutArguments["AvailableExtents"] == null )
{ // There is no available relocation extent
    <ERROR! Failed >
}
$TargetExtents->[] = %OutArguments["AvailableExtents"]

// Step 3. Register for indications on relocation jobs

if(#VolumeToExtentProducesJob == true)
{
    // '17' ("Completed") '2' ("OK")
    #Filter1 = "SELECT * FROM CIM_InstModification
        WHERE SourceInstance ISA CIM_ConcreteJob
            AND ANY SourceInstance.OperationalStatus[*] = 17
            AND ANY SourceInstance.OperationalStatus[*] = 2"
    @{Determine if Indications already exist or have to be created}
    &CreateIndication(#Filter1)

    // '17' ("Completed") '6' ("Error")
    #Filter2 = "SELECT * FROM CIM_InstModification
        WHERE SourceInstance ISA CIM_ConcreteJob
            AND ANY SourceInstance.OperationalStatus[*] = 17
            AND ANY SourceInstance.OperationalStatus[*] = 6 "
    @{Determine if Indications already exist or have to be created}
    &CreateIndication(#Filter2)
}

// Step 4. Relocate the volume to the extents

%InArguments["InElements"] = $TargetExtents->[]
%InArguments["Goal"] = null
%InArguments["TheElement"] = $VolumeToRelocate->

#ReturnValue = InvokeMethod(
    $StorageRelocationService->,
    "RelocateStorageVolumeToStorageExtents",
    %InArguments, %OutArguments)

if(#ReturnValue != 0 && #ReturnValue != 4096)
{ // The volume relocation operation failed
    <ERROR! Failed >
}
```


Storage Relocation Profile

```
if(#VolumeToExtentProducesJob == true)
{
    $VolumeRelocationJob-> = %OutArguments["Job"]

    // Get migrating status of the source volume
    $AffectedVolume[] = Associators(
        $VolumeRelocationJob->,
        "CIM_AffectedJobElement",
        "CIM_StorageVolume",
        null, null, false, false, null)

    #NumExtentsMigrating_Vol = $AffectedVolume[0].NumExtentsMigrating
    // The OperationalStatus of the volume could be 19 (Relocating)
    #OperationalStatus_Vol = $AffectedVolume[0].OperationalStatus[0]

    // Get migrating status of one of the target extents
    $AffectedTargetExtents[] = Associators(
        $VolumeRelocationJob->,
        "CIM_AffectedJobElement",
        "CIM_StorageExtent",
        null, null, false, false, null)
    // The extent status of the target extent could be 18 (Relocating)
    #TargetExtentStatus = $AffectedTargetExtents[0].ExtentStatus

    //Wait until the completion of the job
    // using $VolumeRelocationJob-> as a filter

    // Wait for indication from either filters defined in step 2
    // If the indication states the Job is 'Complete' and 'Error'
    // then exit with error: ERROR! Job did not complete successfully
}
else {
    // The relocated volume is output in TheElement
    $RelocatedVolume-> = %OutArguments["TheElement"]
}
```

29.10.2.4 Relocate StoragePool to StorageExtents

```
// DESCRIPTION
// The goal of this recipe is to relocate a storage pool onto a new group of
// storage extents

//
// PRE-EXISTING CONDITIONS AND ASSUMPTION
// 1.A reference to a CIM_ComputerSystem storage array is previously
// defined in the $BlockServer-> variable
// 2.$TargetPool-> is set to reference of the target storage pool from which
// target extents are allocated for pool relocation
// 3.$PoolToRelocate-> is set to reference of the storage pool to be relocated.
```

Storage Relocation Profile

```
// Step 1. Get the storage relocation services and determine the service
// capabilities. Note that the device may not support storage relocation
// so it is possible that the service is not present and
// the desired operation cannot be performed.

try {
    $Services->[] = AssociatorNames($BlockServer->,
        "CIM_HostedService",
        "CIM_StorageRelocationService",
        null,
        null)

    // StorageRelocationService and HostedService may not be implemented
    // in the SMI-S Agent.
    if ($Services->[] == null) {
        <ERROR! Storage Relocation is not supported.>
    }
} catch (CIMException $Exception) {
    // StorageRelocationService and/or HostedService may not be included in
    // the model implemented at all if Storage Relocation is not supported.
    if ($Exception.CIMStatusCode == "CIM_ERR_INVALID_PARAMETER") {
        <ERROR! Storage Relocation is not supported.>
    }
}

// There should be only one storage relocation service
// associated with the system
$StorageRelocationService-> = $Services->[0]

// See if the service supports storage pool to storage extent relocation
// There should be zero or only one StorageConfigurationCapabilities instance
$ServiceCapabilities[] = Associators(
    $StorageRelocationService->,
    "CIM_ElementCapabilities",
    "CIM_StorageConfigurationCapabilities",
    null, null, false, false, null)

if ($ServiceCapabilities[] == null ||
    $ServiceCapabilities[].length == 0) {
    <ERROR! Storage relocation not supported>
}

if (contains(17, // StoragePool To StorageExtent Relocation
    $ServiceCapabilities[0].SupportedStorageElementFeatures[]))
{
    #SupportsPoolToExtentRelocation = true
}
```

Storage Relocation Profile

```
}
else {
    #SupportsPoolToExtentRelocation = false
    <ERROR! Storage pool to storage extent relocation not supported>
}

// Only one of SupportedSynchronousActions or SupportedAsynchronousActions
// should contain StoragePool To StorageExtent Relocation
if (contains(20, // StoragePool To StorageExtent Relocation
            $ServiceCapabilities[0].SupportedSynchronousActions[])
    == contains(20, // StoragePool To StorageExtent Relocation
            $ServiceCapabilities[0].SupportedAsynchronousActions[]))
{
    <ERROR! Storage pool to storage extent relocation should be supported
    in either SupportedSynchronousActions or SupportedAsynchronousActions>
}

if (contains(20, // StoragePool To StorageExtent Relocation
            $ServiceCapabilities[0].SupportedAsynchronousActions[]))
{
    #PoolToExtentProducesJob = true
}

// Step 2. Get available target extents on target pool

%InArguments["TheElement"] = $PoolToRelocate->
%InArguments["InPool"] = $TargetPool->
%InArguments["TargetSettingGoal"] = null

#ReturnValue = InvokeMethod(
    $StorageRelocationService->,
    "GetAvailableTargetRelocationExtents",
    %InArguments, %OutArguments)

if( #ReturnValue != 0 )
{
    // GetAvailableTargetRelocationExtents failed
    <ERROR! Failed >
}

if( %OutArguments["AvailableExtents"] == null )
{
    // There is no available relocation extent
    <ERROR! Failed >
}
$TargetExtents->[] = %OutArguments["AvailableExtents"]

// Step 3. Register for indications on relocation jobs
```

Storage Relocation Profile

```
if(#PoolToExtentProducesJob == true)
{
    // '17' ("Completed") '2' ("OK")
    #Filter1 = "SELECT * FROM CIM_InstModification
              WHERE SourceInstance ISA CIM_ConcreteJob
                 AND ANY SourceInstance.OperationalStatus[*] = 17
                 AND ANY SourceInstance.OperationalStatus[*] = 2"
    @{Determine if Indications already exist or have to be created}
    &CreateIndication(#Filter1)

    // '17' ("Completed") '6' ("Error")
    #Filter2 = "SELECT * FROM CIM_InstModification
              WHERE SourceInstance ISA CIM_ConcreteJob
                 AND ANY SourceInstance.OperationalStatus[*] = 17
                 AND ANY SourceInstance.OperationalStatus[*] = 6 "
    @{Determine if Indications already exist or have to be created}
    &CreateIndication(#Filter2)
}

// Step 4. Relocate the pool to the extents

%InArguments["InElements"] = $TargetExtents->[]
%InArguments["Goal"]       = null
%InArguments["TheElement"] = $PoolToRelocate->

#ReturnValue = InvokeMethod(
    $StorageRelocationService->,
    "RelocateStoragePoolToStorageExtents",
    %InArguments, %OutArguments)

if(#ReturnValue != 0 && #ReturnValue != 4096)
{
    // The pool relocation operation failed
    <ERROR! Failed >
}

if(#PoolToExtentProducesJob == true)
{
    $PoolRelocationJob-> = %OutArguments["Job"]

    // Get migrating status of the source pool
    $AffectedPool[] = Associators(
        $PoolRelocationJob->,
        "CIM_AffectedJobElement",
        "CIM_StoragePool",
        null, null, false, false, null)

    #MigratingOut_SourcePool = $AffectedPool[0].CapacityInMigratingSource
}
```

Storage Relocation Profile

```
// The OperationalStatus of the pool could be 19 (Relocating)
#OperationalStatus_SourcePool = $AffectedPool[0].OperationalStatus[0]

// Get migrating status of one of the target extents
$AffectedTargetExtents[] = Associators(
    $PoolRelocationJob->,
    "CIM_AffectedJobElement",
    "CIM_StorageExtent",
    null, null, false, false, null)
// The extent status of the target extent could be 18 (Relocating)
#TargetExtentStatus = $AffectedTargetExtents[0].ExtentStatus

//Wait until the completion of the job
// using $PoolRelocationJob-> as a filter

// Wait for indication from either filters defined in step 2
// If the indication states the Job is 'Complete' and 'Error'
// then exit with error: ERROR! Job did not complete successfully
}
else {
    // The relocated pool is output in TheElement
    $RelocatedPool-> = %OutArguments["TheElement"]
}
}
```

29.10.2.5 Relocate LogicalDisk to StorageExtents

```
// DESCRIPTION
// The goal of this recipe is to relocate a logical disk onto a new group of
// storage extents
//
// PRE-EXISTING CONDITIONS AND ASSUMPTION
// 1.A reference to a CIM_ComputerSystem storage array is previously
// defined in the $BlockServer-> variable
// 2.$TargetPool-> is set to reference of the target storage pool from which
// target extents are allocated for logical disk
// relocation
// 3.$LogicalDiskToRelocate-> is set to reference of the logical disk to be
// relocated.

// Step 1. Get the storage relocation services and determine the service
// capabilities. Note that the device may not support storage relocation
// so it is possible that the service is not present and
// the desired operation cannot be performed.

try {
    $Services->[] = AssociatorNames($BlockServer->,
        "CIM_HostedService",
        "CIM_StorageRelocationService",
        null,
```

Storage Relocation Profile

```
    null)

    // StorageRelocationService and HostedService may not be implemented
    // in the SMI-S Agent.
    if ($Services->[] == null) {
        <ERROR! Storage Relocation is not supported.>
    }
} catch (CIMException $Exception) {
    // StorageRelocationService and/or HostedService may not be included in
    // the model implemented at all if Storage Relocation is not supported.
    if ($Exception.CIMStatusCode == "CIM_ERR_INVALID_PARAMETER") {
        <ERROR! Storage Relocation is not supported.>
    }
}

// There should be only one storage relocation service
// associated with the system
$StorageRelocationService-> = $Services->[0]

// See if the service supports logical disk to storage extent relocation
// There should be zero or only one StorageConfigurationCapabilities instance
$ServiceCapabilities[] = Associators(
    $StorageRelocationService->,
    "CIM_ElementCapabilities",
    "CIM_StorageConfigurationCapabilities",
    null, null, false, false, null)

if ($ServiceCapabilities[] == null ||
    $ServiceCapabilities[].length == 0) {
    <ERROR! Storage relocation not supported>
}

if (contains(18, // LogicalDisk To StorageExtent Relocation
    $ServiceCapabilities[0].SupportedStorageElementFeatures[]))
{
    #SupportsLogicalDiskToExtentRelocation = true
}
else {
    #SupportsLogicalDiskToExtentRelocation = false
    <ERROR! Storage pool to storage extent relocation not supported>
}

// Only one of SupportedSynchronousActions or SupportedAsynchronousActions
// should contain LogicalDisk To StorageExtent Relocation
if (contains(21, // LogicalDisk To StorageExtent Relocation
    $ServiceCapabilities[0].SupportedSynchronousActions[]
    == contains(21, // LogicalDisk To StorageExtent Relocation
```

Storage Relocation Profile

```
    $ServiceCapabilities[0].SupportedAsynchronousActions[]))
{
    <ERROR! Logical disk to storage extent relocation should be supported
    in either SupportedSynchronousActions or SupportedAsynchronousActions>
}

if (contains(21, // LogicalDisk To StorageExtent Relocation
    $ServiceCapabilities[0].SupportedAsynchronousActions[]))
{
    #LogicalDiskToExtentProducesJob = true
}

// Step 2. Get available target extents on target pool

%InArguments["TheElement"] = $LogicalDiskToRelocate->
%InArguments["InPool"] = $TargetPool->
%InArguments["TargetSettingGoal"] = null

#ReturnValue = InvokeMethod(
    $StorageRelocationService->,
    "GetAvailableTargetRelocationExtents",
    %InArguments, %OutArguments)

if( #ReturnValue != 0 )
{
    // GetAvailableTargetRelocationExtents failed
    <ERROR! Failed >
}

if( %OutArguments["AvailableExtents"] == null )
{
    // There is no available relocation extent
    <ERROR! Failed >
}
$TargetExtents->[] = %OutArguments["AvailableExtents"]

// Step 3. Register for indications on relocation jobs

if(#LogicalDiskToExtentProducesJob == true)
{
    // '17' ("Completed") '2' ("OK")
    #Filter1 = "SELECT * FROM CIM_InstModification
        WHERE SourceInstance ISA CIM_ConcreteJob
            AND ANY SourceInstance.OperationalStatus[*] = 17
            AND ANY SourceInstance.OperationalStatus[*] = 2"
    @{Determine if Indications already exist or have to be created}
    &CreateIndication(#Filter1)

    // '17' ("Completed") '6' ("Error")
}
```

Storage Relocation Profile

```
#Filter2 = "SELECT * FROM CIM_InstModification
          WHERE SourceInstance ISA CIM_ConcreteJob
              AND ANY SourceInstance.OperationalStatus[*] = 17
              AND ANY SourceInstance.OperationalStatus[*] = 6 "
  @{Determine if Indications already exist or have to be created}
  &CreateIndication(#Filter2)
}

// Step 4. Relocate the logical disk to the extents

%InArguments["InElements"] = $TargetExtents->[]
%InArguments["Goal"]       = null
%InArguments["TheElement"] = $LogicalDiskToRelocate->

#ReturnValue = InvokeMethod(
    $StorageRelocationService->,
    "RelocateLogicalDiskToStorageExtents",
    %InArguments, %OutArguments)

if(#ReturnValue != 0 && #ReturnValue != 4096)
{ // The logical disk relocation operation failed
  <ERROR! Failed >
}

if(#LogicalDiskToExtentProducesJob == true)
{
  $LogicalDiskRelocationJob-> = %OutArguments["Job"]

  // Get migrating status of the source logical disk
  $AffectedLogicalDisk[] = Associators(
    $LogicalDiskRelocationJob->,
    "CIM_AffectedJobElement",
    "CIM_LogicalDisk",
    null, null, false, false, null)

  #MigratingOut_SourceLogicalDisk = $AffectedLogicalDisk[0].NumExtentsMigrating
  // The OperationalStatus of the logical disk could be 19 (Relocating)
  #OperationalStatus_SourceLogicalDisk =
    $AffectedLogicalDisk[0].OperationalStatus[0]

  // Get migrating status of one of the target extents
  $AffectedTargetExtents[] = Associators(
    $LogicalDiskRelocationJob->,
    "CIM_AffectedJobElement",
    "CIM_StorageExtent",
    null, null, false, false, null)
  // The extent status of the target extent could be 18 (Relocating)
  #TargetExtentStatus = $AffectedTargetExtents[0].ExtentStatus
}
```


Storage Relocation Profile

```

//Wait until the completion of the job
// using $LogicalDiskRelocationJob-> as a filter

// Wait for indication from either filters defined in step 2
// If the indication states the Job is 'Complete' and 'Error'
// then exit with error: ERROR! Job did not complete successfully
}
else {
// The relocated pool is output in TheElement
$RelocatedLogicalDisk-> = %OutArguments["TheElement"]
}

```

29.11 Registered Name and Version

Storage Relocation version 1.6.0 (Component Profile)

CIM Schema Version: 2.29

29.12 CIM Elements

Table 645 describes the CIM elements for Storage Relocation.

Table 645 - CIM Elements for Storage Relocation

Element Name	Requirement	Description
29.12.1 CIM_AffectedJobElement (LogicalDisk to ConcreteJob)	Conditional	Conditional requirement: This is required if CIM_StorageConfigurationCapabilities.SupportedAsynchronousActions contains '21' (async disk operations). This AffectedJobElement represents an association between a Job and the LogicalDisks(s) that may be affected by its execution.
29.12.2 CIM_AffectedJobElement (StorageExtent to ConcreteJob)	Conditional	Conditional requirement: This is required if CIM_StorageConfigurationCapabilities.SupportedAsynchronousActions contains '19 20 21' (async extent operations). AffectedJobElement represents an association between a Job and the storage extent(s) that may be affected by its execution.
29.12.3 CIM_AffectedJobElement (StoragePool to ConcreteJob)	Conditional	Conditional requirement: This is required if CIM_StorageConfigurationCapabilities.SupportedAsynchronousActions contains '17 18 20' (async pool operations). AffectedJobElement represents an association between a Job and the storage pool(s) that may be affected by its execution.
29.12.4 CIM_AffectedJobElement (StorageVolume to ConcreteJob)	Conditional	Conditional requirement: This is required if CIM_StorageConfigurationCapabilities.SupportedAsynchronousActions contains '17 19' (async volume operations). AffectedJobElement represents an association between a Job and the storage volumes(s) that may be affected by its execution.

Table 645 - CIM Elements for Storage Relocation

Element Name	Requirement	Description
29.12.5 CIM_ElementCapabilities (StorageConfigurationCapabilities to StoragePool)	Mandatory	Associates StorageConfigurationCapabilities with StoragePool. This ElementCapabilities shall represent the capabilities of the StoragePool to which it is associated.
29.12.6 CIM_ElementCapabilities (StorageConfigurationCapabilities to StorageRelocationService)	Mandatory	Associates the global StorageConfigurationCapabilities with StorageRelocationservice. This ElementCapabilities shall represent the capabilities that StorageRelocationService can provide.
29.12.7 CIM_FilterCollection (Storage Relocation Predefined FilterCollection)	Conditional	Experimental. Conditional requirement: Required if the Experimental Indication Profile is supported and the SNIA_IndicationConfigurationCapabilities.SupportedFeatures='5' (Predefined Filter Collections). This is a collection of predefined IndicationFilters to which a client may subscribe.
29.12.8 CIM_FilterCollection (Storage Relocation ProfileSpecificAlertIndicationFilterCollection)	Optional	Experimental. This is a collection of Lifecycle IndicationFilters defined by the Storage Relocation Profile.
29.12.9 CIM_HostedCollection (System to Storage Relocation ProfileSpecificAlertIndicationFilterCollection)	Optional	Experimental.
29.12.10 CIM_HostedCollection (System to predefined IndicationFilters)	Conditional	Experimental. Conditional requirement: Required if the Experimental Indication Profile is supported and the SNIA_IndicationConfigurationCapabilities.SupportedFeatures='5' (Predefined Filter Collections).
29.12.11 CIM_HostedService (StorageRelocationService to ComputerSystem)	Mandatory	HostedService represents an association between the scoping System and the StorageRelocationService.
29.12.12 CIM_IndicationFilter (LogicalDiskRelocationEnd)	Optional	Experimental. This is the 'pre-defined' CIM_IndicationFilter instance for the end of a storage relocation of a logical disk instance.
29.12.13 CIM_IndicationFilter (LogicalDiskRelocationStart)	Optional	Experimental. This is the 'pre-defined' CIM_IndicationFilter instance for the start of a storage relocation of a logical disk instance.
29.12.14 CIM_IndicationFilter (StoragePoolRelocationEnd)	Optional	Experimental. This is the 'pre-defined' CIM_IndicationFilter instance for the end of a storage relocation of a storage pool instance.
29.12.15 CIM_IndicationFilter (StoragePoolRelocationStart)	Optional	Experimental. This is the 'pre-defined' CIM_IndicationFilter instance for the start of a storage relocation of a storage pool instance.
29.12.16 CIM_IndicationFilter (VolumeRelocationEnd)	Optional	Experimental. This is the 'pre-defined' CIM_IndicationFilter instance for the end of a storage relocation of a storage volume instance.
29.12.17 CIM_IndicationFilter (VolumeRelocationStart)	Optional	Experimental. This is the 'pre-defined' CIM_IndicationFilter instance for the start of a storage relocation of a storage volume instance.
29.12.18 CIM_LogicalDisk	Conditional	Conditional requirement: Referenced from Volume Management - LogicalDisk is mandatory. The CIM_LogicalDisk is an augmented version of the CIM_LogicalDisk defined in the Block Services package. See CIM_LogicalDisk in section <i>Storage Management Technical Specification, Part 4 Block Devices, 1.6.1 Rev 6</i> 5.8.34 CIM_LogicalDisk.

Table 645 - CIM Elements for Storage Relocation

Element Name	Requirement	Description
29.12.19 CIM_MemberOfCollection (Predefined Filter Collection to Storage Relocation Filters)	Conditional	Experimental. Conditional requirement: Required if the Experimental Indication Profile is supported and the SNIA_IndicationConfigurationCapabilities.SupportedFeatures='5' (Predefined Filter Collections). This associates the Storage Relocation predefined FilterCollection to the predefined Filters supported by the implementation.
29.12.20 CIM_MemberOfCollection (Storage Relocation Filter Collection to FilterCollection)	Conditional	Experimental. Conditional requirement: Required if the Experimental Indication Profile is supported and the SNIA_IndicationConfigurationCapabilities.SupportedFeatures='5' (Predefined Filter Collections). This associates the Storage Relocation predefined FilterCollection to the FilterCollection for the autonomous profile (e.g., the Array FilterCollection).
29.12.21 CIM_MemberOfCollection (Storage Relocation ProfileSpecificAlertIndicationFilterCollection to Storage Relocation Filters)	Optional	Experimental. This associates the Storage Relocation ProfileSpecificAlertIndicationFilterCollection to the Filters defined by the Storage Relocation Profile.
29.12.22 CIM_OwningJobElement (StorageRelocationService to ConcreteJob)	Conditional	Conditional requirement: This is required if CIM_StorageConfigurationCapabilities.SupportedAsynchronousActions contains '17 18 19 20 21' (async relocation operations). OwningJobElement represents an association between a Job and the StorageRelocationService that initiated its execution.
29.12.23 CIM_StorageConfigurationCapabilities (Concrete)	Mandatory	The Concrete CIM_StorageConfigurationCapabilities an augmented version of the Concrete CIM_StorageConfigurationCapabilities defined in the Block Services package. See CIM_StorageConfigurationCapabilities (Concrete) in section <i>Storage Management Technical Specification, Part 4 Block Devices, 1.6.1 Rev 6 5.8.40</i> CIM_StorageConfigurationCapabilities (Concrete).
29.12.24 CIM_StorageConfigurationCapabilities (Global)	Mandatory	The global CIM_StorageConfigurationCapabilities an augmented version of the global CIM_StorageConfigurationCapabilities defined in the Block Services package. See CIM_StorageConfigurationCapabilities (Global) in section <i>Storage Management Technical Specification, Part 4 Block Devices, 1.6.1 Rev 6 5.8.41</i> CIM_StorageConfigurationCapabilities (Global).
29.12.25 CIM_StorageConfigurationCapabilities (Primordial)	Mandatory	The primordial CIM_StorageConfigurationCapabilities an augmented version of the primordial CIM_StorageConfigurationCapabilities defined in the Block Services package. See CIM_StorageConfigurationCapabilities (Primordial) in section <i>Storage Management Technical Specification, Part 4 Block Devices, 1.6.1 Rev 6 5.8.42</i> CIM_StorageConfigurationCapabilities (Primordial).
29.12.26 CIM_StorageExtent (Relocatable)	Optional	A StorageExtent that can be a source or target of a relocation operation.
29.12.27 CIM_StoragePool (Concrete)	Mandatory	The concrete CIM_StoragePool an augmented version of the concrete CIM_StoragePool defined in the Block Services package. See CIM_StoragePool (Concrete) in section <i>Storage Management Technical Specification, Part 4 Block Devices, 1.6.1 Rev 6 5.8.44</i> CIM_StoragePool (Concrete).

Table 645 - CIM Elements for Storage Relocation

Element Name	Requirement	Description
29.12.28 CIM_StoragePool (Primordial)	Mandatory	The primordial CIM_StoragePool an augmented version of the primordial CIM_StoragePool defined in the Block Services package. See CIM_StoragePool (Primordial) in section <i>Storage Management Technical Specification, Part 4 Block Devices, 1.6.1 Rev 6 5.8.46</i> CIM_StoragePool (Primordial).
29.12.29 CIM_StorageRelocationService	Mandatory	Experimental. CIM_StorageRelocationService that provides the storage relocation methods.
29.12.30 CIM_StorageVolume	Conditional	Conditional requirement: Referenced from Array - StorageVolume is mandatory or Referenced from Storage Virtualizer - StorageVolume is mandatory or Referenced from Host Hardware RAID Controller - StorageVolume is mandatory. The CIM_StorageVolume is an augmented version of the CIM_StorageVolume defined in the Block Services package. See CIM_StorageVolume in section <i>Storage Management Technical Specification, Part 4 Block Devices, 1.6.1 Rev 6 5.8.51</i> CIM_StorageVolume.
SELECT * FROM CIM_AlertIndication WHERE OwningEntity='SNIA' and MessageID='DRM32'	Optional	Indication that StorageVolume relocation starts.
SELECT * FROM CIM_AlertIndication WHERE OwningEntity='SNIA' and MessageID='DRM33'	Optional	Indication that StorageVolume relocation ends.
SELECT * FROM CIM_AlertIndication WHERE OwningEntity='SNIA' and MessageID='DRM34'	Optional	Indication that StoragePool relocation starts.
SELECT * FROM CIM_AlertIndication WHERE OwningEntity='SNIA' and MessageID='DRM35'	Optional	Indication that StoragePool relocation ends.
SELECT * FROM CIM_AlertIndication WHERE OwningEntity='SNIA' and MessageID='DRM36'	Optional	Indication that LogicalDisk relocation starts.
SELECT * FROM CIM_AlertIndication WHERE OwningEntity='SNIA' and MessageID='DRM37'	Optional	Indication that LogicalDisk relocation ends.

29.12.1 CIM_AffectedJobElement (LogicalDisk to ConcreteJob)

Requirement: This is required if CIM_StorageConfigurationCapabilities.SupportedAsynchronousActions contains '21' (async disk operations).

Table 646 describes class CIM_AffectedJobElement (LogicalDisk to ConcreteJob).

Table 646 - SMI Referenced Properties/Methods for CIM_AffectedJobElement (LogicalDisk to ConcreteJob)

Properties	Flags	Requirement	Description & Notes
AffectedElement		Mandatory	A reference to a CIM_LogicalDisk instance that is affected by the execution of the job.
AffectingElement		Mandatory	The job that is affecting the logical disk.

29.12.2 CIM_AffectedJobElement (StorageExtent to ConcreteJob)

Requirement: This is required if CIM_StorageConfigurationCapabilities.SupportedAsynchronousActions contains '19|20|21' (async extent operations).

Table 647 describes class CIM_AffectedJobElement (StorageExtent to ConcreteJob).

Table 647 - SMI Referenced Properties/Methods for CIM_AffectedJobElement (StorageExtent to ConcreteJob)

Properties	Flags	Requirement	Description & Notes
AffectedElement		Mandatory	A reference to a CIM_StorageExtent instance that is affected by the execution of the job.
AffectingElement		Mandatory	The job that is affecting the storage extent.

29.12.3 CIM_AffectedJobElement (StoragePool to ConcreteJob)

Requirement: This is required if CIM_StorageConfigurationCapabilities.SupportedAsynchronousActions contains '17|18|20' (async pool operations).

Table 648 describes class CIM_AffectedJobElement (StoragePool to ConcreteJob).

Table 648 - SMI Referenced Properties/Methods for CIM_AffectedJobElement (StoragePool to ConcreteJob)

Properties	Flags	Requirement	Description & Notes
AffectedElement		Mandatory	A reference to a CIM_StoragePool instance that is affected by the execution of the job.
AffectingElement		Mandatory	The job that is affecting the storage pool.

29.12.4 CIM_AffectedJobElement (StorageVolume to ConcreteJob)

Requirement: This is required if CIM_StorageConfigurationCapabilities.SupportedAsynchronousActions contains '17|19' (async volume operations).

Table 649 describes class CIM_AffectedJobElement (StorageVolume to ConcreteJob).

Table 649 - SMI Referenced Properties/Methods for CIM_AffectedJobElement (StorageVolume to ConcreteJob)

Properties	Flags	Requirement	Description & Notes
AffectedElement		Mandatory	A reference to a CIM_StorageVolume instance that is affected by the execution of the job.
AffectingElement		Mandatory	The job that is affecting the storage volume.

29.12.5 CIM_ElementCapabilities (StorageConfigurationCapabilities to StoragePool)

Requirement: Mandatory

Table 650 describes class CIM_ElementCapabilities (StorageConfigurationCapabilities to StoragePool).

Table 650 - SMI Referenced Properties/Methods for CIM_ElementCapabilities (StorageConfigurationCapabilities to StoragePool)

Properties	Flags	Requirement	Description & Notes
Capabilities		Mandatory	The Pool StorageConfigurationCapabilities instance associated with the StoragePool.
ManagedElement		Mandatory	The StoragePool reference.

29.12.6 CIM_ElementCapabilities (StorageConfigurationCapabilities to StorageRelocationService)

Requirement: Mandatory

Table 651 describes class CIM_ElementCapabilities (StorageConfigurationCapabilities to StorageRelocationService).

Table 651 - SMI Referenced Properties/Methods for CIM_ElementCapabilities (StorageConfigurationCapabilities to StorageRelocationService)

Properties	Flags	Requirement	Description & Notes
Capabilities		Mandatory	The global StorageConfigurationCapabilities associated with the element.
ManagedElement		Mandatory	The StorageRelocationService.

29.12.7 CIM_FilterCollection (Storage Relocation Predefined FilterCollection)

Experimental. This is a collection of predefined IndicationFilters to which a client may subscribe. A Storage Relocation implementation shall indicate support for predefined FilterCollections by the SNIA_IndicationConfigurationCapabilities.FeaturesSupported = '5' (Predefined Filter Collections).

Requirement: Required if the Experimental Indication Profile is supported and the SNIA_IndicationConfigurationCapabilities.SupportedFeatures='5' (Predefined Filter Collections).

Table 652 describes class CIM_FilterCollection (Storage Relocation Predefined FilterCollection).

Table 652 - SMI Referenced Properties/Methods for CIM_FilterCollection (Storage Relocation Predefined FilterCollection)

Properties	Flags	Requirement	Description & Notes
InstanceID		Mandatory	Shall specify the unique identifier for an instance of this class within the Implementation namespace.
CollectionName		Mandatory	The value of CollectionName shall be 'SNIA:Storage Relocation:Predefined'.

29.12.8 CIM_FilterCollection (Storage Relocation ProfileSpecificAlertIndicationFilterCollection)

Experimental. This is a collection of Lifecycle IndicationFilters defined by the Storage Relocation Profile.

Requirement: Optional

Table 653 describes class CIM_FilterCollection (Storage Relocation ProfileSpecificAlertIndicationFilterCollection).

Table 653 - SMI Referenced Properties/Methods for CIM_FilterCollection (Storage Relocation ProfileSpecificAlertIndicationFilterCollection)

Properties	Flags	Requirement	Description & Notes
InstanceID		Mandatory	See the InstanceID definition in section <i>Storage Management Technical Specification, Part 3 Common Profiles, 1.6.1 Rev 6 50.6.13</i> CIM_FilterCollection (StaticFilterCollection).
CollectionName		Mandatory	The value of CollectionName shall be 'SNIA:Storage Relocation:ProfileSpecificAlertIndicationFilterCollection'.

29.12.9 CIM_HostedCollection (System to Storage Relocation ProfileSpecificAlertIndicationFilterCollection)

Experimental.

Requirement: Optional

Table 654 describes class CIM_HostedCollection (System to Storage Relocation ProfileSpecificAlertIndicationFilterCollection).

Table 654 - SMI Referenced Properties/Methods for CIM_HostedCollection (System to Storage Relocation ProfileSpecificAlertIndicationFilterCollection)

Properties	Flags	Requirement	Description & Notes
Dependent		Mandatory	Reference to the ProfileSpecificAlertIndicationFilterCollection for the Storage Relocation Profile.
Antecedent		Mandatory	Reference to the 'Top level' System.

29.12.10 CIM_HostedCollection (System to predefined IndicationFilters)

Experimental.

Requirement: Required if the Experimental Indication Profile is supported and the SNIA_IndicationConfigurationCapabilities.SupportedFeatures='5' (Predefined Filter Collections).

Table 655 describes class CIM_HostedCollection (System to predefined IndicationFilters).

Table 655 - SMI Referenced Properties/Methods for CIM_HostedCollection (System to predefined IndicationFilters)

Properties	Flags	Requirement	Description & Notes
Dependent		Mandatory	Reference to the predefined FilterCollection for the Storage Relocation implementation.
Antecedent		Mandatory	Reference to the System of the referencing profile.

29.12.11 CIM_HostedService (StorageRelocationService to ComputerSystem)

Requirement: Mandatory

Table 656 describes class CIM_HostedService (StorageRelocationService to ComputerSystem).

Table 656 - SMI Referenced Properties/Methods for CIM_HostedService (StorageRelocationService to ComputerSystem)

Properties	Flags	Requirement	Description & Notes
Antecedent		Mandatory	The hosting System.
Dependent		Mandatory	The StorageRelocationService hosted on the System.

29.12.12 CIM_IndicationFilter (LogicalDiskRelocationEnd)

Experimental. This is the 'pre-defined' CIM_IndicationFilter instance for the end of a storage relocation of a CIM_LogicalDisk instance. This would typically occur sometime after getting the alert for the start of the relocation.

Created By: Static

Modified By: Static

Deleted By: Static

Requirement: Optional

Table 657 describes class CIM_IndicationFilter (LogicalDiskRelocationEnd).

Table 657 - SMI Referenced Properties/Methods for CIM_IndicationFilter (LogicalDiskRelocationEnd)

Properties	Flags	Requirement	Description & Notes
SystemCreationClassName		Mandatory	See the SystemCreationClassName definition in section <i>Storage Management Technical Specification, Part 3 Common Profiles, 1.6.1 Rev 6 50.6.25</i> CIM_IndicationFilter (StaticIndicationFilter).
CreationClassName		Mandatory	See the CreationClassName definition in section <i>Storage Management Technical Specification, Part 3 Common Profiles, 1.6.1 Rev 6 50.6.25</i> CIM_IndicationFilter (StaticIndicationFilter).
SystemName		Mandatory	See the SystemName definition in section <i>Storage Management Technical Specification, Part 3 Common Profiles, 1.6.1 Rev 6 50.6.25</i> CIM_IndicationFilter (StaticIndicationFilter).
Name		Mandatory	This shall be 'SNIA:Storage Relocation:LogicalDiskRelocationEnd'.
SourceNamespace	N	Optional	Deprecated. See the SourceNamespace definition in section <i>Storage Management Technical Specification, Part 3 Common Profiles, 1.6.1 Rev 6 50.6.28</i> CIM_IndicationFilter (pre-defined).
SourceNamespaces	N	Mandatory	Experimental. See the SourceNamespaces definition in section <i>Storage Management Technical Specification, Part 3 Common Profiles, 1.6.1 Rev 6 50.6.25</i> CIM_IndicationFilter (StaticIndicationFilter).
Query		Mandatory	SELECT * FROM CIM_AlertIndication WHERE OwningEntity='SNIA' and MessageID='DRM37'.
QueryLanguage		Mandatory	This should be 'DMTF:CQL'.
ElementName	N	Optional	See the ElementName definition in section <i>Storage Management Technical Specification, Part 3 Common Profiles, 1.6.1 Rev 6 50.6.28</i> CIM_IndicationFilter (pre-defined).

29.12.13 CIM_IndicationFilter (LogicalDiskRelocationStart)

Experimental. This is the 'pre-defined' CIM_IndicationFilter instance for the start of a storage relocation of a CIM_LogicalDisk instance. This would typically occur as a result of an invocation of Storage Relocation Service method.

Created By: Static
 Modified By: Static
 Deleted By: Static
 Requirement: Optional

Table 658 describes class CIM_IndicationFilter (LogicalDiskRelocationStart).

Table 658 - SMI Referenced Properties/Methods for CIM_IndicationFilter (LogicalDiskRelocationStart)

Properties	Flags	Requirement	Description & Notes
SystemCreationClassName		Mandatory	See the SystemCreationClassName definition in section <i>Storage Management Technical Specification, Part 3 Common Profiles, 1.6.1 Rev 6 50.6.25</i> CIM_IndicationFilter (StaticIndicationFilter).
CreationClassName		Mandatory	See the CreationClassName definition in section <i>Storage Management Technical Specification, Part 3 Common Profiles, 1.6.1 Rev 6 50.6.25</i> CIM_IndicationFilter (StaticIndicationFilter).
SystemName		Mandatory	See the SystemName definition in section <i>Storage Management Technical Specification, Part 3 Common Profiles, 1.6.1 Rev 6 50.6.25</i> CIM_IndicationFilter (StaticIndicationFilter).
Name		Mandatory	This shall be 'SNIA:Storage Relocation:LogicalDiskRelocationStart'.
SourceNamespace	N	Optional	Deprecated. See the SourceNamespace definition in section <i>Storage Management Technical Specification, Part 3 Common Profiles, 1.6.1 Rev 6 50.6.28</i> CIM_IndicationFilter (pre-defined).
SourceNamespaces	N	Mandatory	Experimental. See the SourceNamespaces definition in section <i>Storage Management Technical Specification, Part 3 Common Profiles, 1.6.1 Rev 6 50.6.25</i> CIM_IndicationFilter (StaticIndicationFilter).
Query		Mandatory	SELECT * FROM CIM_AlertIndication WHERE OwningEntity='SNIA' and MessageID='DRM36'.
QueryLanguage		Mandatory	This should be 'DMTF:CQL'.
ElementName	N	Optional	See the ElementName definition in section <i>Storage Management Technical Specification, Part 3 Common Profiles, 1.6.1 Rev 6 50.6.28</i> CIM_IndicationFilter (pre-defined).

29.12.14 CIM_IndicationFilter (StoragePoolRelocationEnd)

Experimental. This is the 'pre-defined' CIM_IndicationFilter instance for the end of a storage relocation of a CIM_StoragePool instance. This would typically occur sometime after getting the alert for the start of the relocation.

Created By: Static
 Modified By: Static
 Deleted By: Static
 Requirement: Optional

Table 659 describes class CIM_IndicationFilter (StoragePoolRelocationEnd).

Table 659 - SMI Referenced Properties/Methods for CIM_IndicationFilter (StoragePoolRelocationEnd)

Properties	Flags	Requirement	Description & Notes
SystemCreationClassName		Mandatory	See the SystemCreationClassName definition in section <i>Storage Management Technical Specification, Part 3 Common Profiles, 1.6.1 Rev 6 50.6.25</i> CIM_IndicationFilter (StaticIndicationFilter).
CreationClassName		Mandatory	See the CreationClassName definition in section <i>Storage Management Technical Specification, Part 3 Common Profiles, 1.6.1 Rev 6 50.6.25</i> CIM_IndicationFilter (StaticIndicationFilter).
SystemName		Mandatory	See the SystemName definition in section <i>Storage Management Technical Specification, Part 3 Common Profiles, 1.6.1 Rev 6 50.6.25</i> CIM_IndicationFilter (StaticIndicationFilter).
Name		Mandatory	This shall be 'SNIA:Storage Relocation:StoragePoolRelocationEnd'.
SourceNamespace	N	Optional	Deprecated. See the SourceNamespace definition in section <i>Storage Management Technical Specification, Part 3 Common Profiles, 1.6.1 Rev 6 50.6.28</i> CIM_IndicationFilter (pre-defined).
SourceNamespaces	N	Mandatory	Experimental. See the SourceNamespaces definition in section <i>Storage Management Technical Specification, Part 3 Common Profiles, 1.6.1 Rev 6 50.6.25</i> CIM_IndicationFilter (StaticIndicationFilter).
Query		Mandatory	SELECT * FROM CIM_AlertIndication WHERE OwningEntity='SNIA' and MessageID='DRM35'.
QueryLanguage		Mandatory	This should be 'DMTF:CQL'.
ElementName	N	Optional	See the ElementName definition in section <i>Storage Management Technical Specification, Part 3 Common Profiles, 1.6.1 Rev 6 50.6.28</i> CIM_IndicationFilter (pre-defined).

29.12.15 CIM_IndicationFilter (StoragePoolRelocationStart)

Experimental. This is the 'pre-defined' CIM_IndicationFilter instance for the start of a storage relocation of a CIM_StoragePool instance. This would typically occur as a result of an invocation of Storage Relocation Service method.

Created By: Static

Modified By: Static

Deleted By: Static

Requirement: Optional

Table 660 describes class CIM_IndicationFilter (StoragePoolRelocationStart).

Table 660 - SMI Referenced Properties/Methods for CIM_IndicationFilter (StoragePoolRelocationStart)

Properties	Flags	Requirement	Description & Notes
SystemCreationClassName		Mandatory	See the SystemCreationClassName definition in section <i>Storage Management Technical Specification, Part 3 Common Profiles, 1.6.1 Rev 6 50.6.25</i> CIM_IndicationFilter (StaticIndicationFilter).
CreationClassName		Mandatory	See the CreationClassName definition in section <i>Storage Management Technical Specification, Part 3 Common Profiles, 1.6.1 Rev 6 50.6.25</i> CIM_IndicationFilter (StaticIndicationFilter).

Table 660 - SMI Referenced Properties/Methods for CIM_IndicationFilter (StoragePoolRelocationStart)

Properties	Flags	Requirement	Description & Notes
SystemName		Mandatory	See the SystemName definition in section <i>Storage Management Technical Specification, Part 3 Common Profiles, 1.6.1 Rev 6 50.6.25</i> CIM_IndicationFilter (StaticIndicationFilter).
Name		Mandatory	This shall be 'SNIA:Storage Relocation:StoragePoolRelocationStart'.
SourceNamespace	N	Optional	Deprecated. See the SourceNamespace definition in section <i>Storage Management Technical Specification, Part 3 Common Profiles, 1.6.1 Rev 6 50.6.28</i> CIM_IndicationFilter (pre-defined).
SourceNamespaces	N	Mandatory	Experimental. See the SourceNamespaces definition in section <i>Storage Management Technical Specification, Part 3 Common Profiles, 1.6.1 Rev 6 50.6.25</i> CIM_IndicationFilter (StaticIndicationFilter).
Query		Mandatory	SELECT * FROM CIM_AlertIndication WHERE OwningEntity='SNIA' and MessageID='DRM34'.
QueryLanguage		Mandatory	This should be 'DMTF:CQL'.
ElementName	N	Optional	See the ElementName definition in section <i>Storage Management Technical Specification, Part 3 Common Profiles, 1.6.1 Rev 6 50.6.28</i> CIM_IndicationFilter (pre-defined).

29.12.16 CIM_IndicationFilter (VolumeRelocationEnd)

Experimental. This is the 'pre-defined' CIM_IndicationFilter instance for the end of a storage relocation of a CIM_StorageVolume instance. This would typically occur sometime after getting the alert for the start of the relocation.

Created By: Static

Modified By: Static

Deleted By: Static

Requirement: Optional

Table 661 describes class CIM_IndicationFilter (VolumeRelocationEnd).

Table 661 - SMI Referenced Properties/Methods for CIM_IndicationFilter (VolumeRelocationEnd)

Properties	Flags	Requirement	Description & Notes
SystemCreationClassName		Mandatory	See the SystemCreationClassName definition in section <i>Storage Management Technical Specification, Part 3 Common Profiles, 1.6.1 Rev 6 50.6.25</i> CIM_IndicationFilter (StaticIndicationFilter).
CreationClassName		Mandatory	See the CreationClassName definition in section <i>Storage Management Technical Specification, Part 3 Common Profiles, 1.6.1 Rev 6 50.6.25</i> CIM_IndicationFilter (StaticIndicationFilter).
SystemName		Mandatory	See the SystemName definition in section <i>Storage Management Technical Specification, Part 3 Common Profiles, 1.6.1 Rev 6 50.6.25</i> CIM_IndicationFilter (StaticIndicationFilter).
Name		Mandatory	This shall be 'SNIA:Storage Relocation:VolumeRelocationEnd'.
SourceNamespace	N	Optional	Deprecated. See the SourceNamespace definition in section <i>Storage Management Technical Specification, Part 3 Common Profiles, 1.6.1 Rev 6 50.6.28</i> CIM_IndicationFilter (pre-defined).
SourceNamespaces	N	Mandatory	Experimental. See the SourceNamespaces definition in section <i>Storage Management Technical Specification, Part 3 Common Profiles, 1.6.1 Rev 6 50.6.25</i> CIM_IndicationFilter (StaticIndicationFilter).

Table 661 - SMI Referenced Properties/Methods for CIM_IndicationFilter (VolumeRelocationEnd)

Properties	Flags	Requirement	Description & Notes
Query		Mandatory	SELECT * FROM CIM_AlertIndication WHERE OwningEntity='SNIA' and MessageID='DRM33'.
QueryLanguage		Mandatory	This should be 'DMTF:CQL'.
ElementName	N	Optional	See the ElementName definition in section <i>Storage Management Technical Specification, Part 3 Common Profiles, 1.6.1 Rev 6 50.6.28</i> CIM_IndicationFilter (pre-defined).

29.12.17 CIM_IndicationFilter (VolumeRelocationStart)

Experimental. This is the 'pre-defined' CIM_IndicationFilter instance for the start of a storage relocation of a CIM_StorageVolume instance. This would typically occur as a result of an invocation of Storage Relocation Service method.

Created By: Static

Modified By: Static

Deleted By: Static

Requirement: Optional

Table 662 describes class CIM_IndicationFilter (VolumeRelocationStart).

Table 662 - SMI Referenced Properties/Methods for CIM_IndicationFilter (VolumeRelocationStart)

Properties	Flags	Requirement	Description & Notes
SystemCreationClassName		Mandatory	See the SystemCreationClassName definition in section <i>Storage Management Technical Specification, Part 3 Common Profiles, 1.6.1 Rev 6 50.6.25</i> CIM_IndicationFilter (StaticIndicationFilter).
CreationClassName		Mandatory	See the CreationClassName definition in section <i>Storage Management Technical Specification, Part 3 Common Profiles, 1.6.1 Rev 6 50.6.25</i> CIM_IndicationFilter (StaticIndicationFilter).
SystemName		Mandatory	See the SystemName definition in section <i>Storage Management Technical Specification, Part 3 Common Profiles, 1.6.1 Rev 6 50.6.25</i> CIM_IndicationFilter (StaticIndicationFilter).
Name		Mandatory	This shall be 'SNIA:Storage Relocation:VolumeRelocationStart'.
SourceNamespace	N	Optional	Deprecated. See the SourceNamespace definition in section <i>Storage Management Technical Specification, Part 3 Common Profiles, 1.6.1 Rev 6 50.6.28</i> CIM_IndicationFilter (pre-defined).
SourceNamespaces	N	Mandatory	Experimental. See the SourceNamespaces definition in section <i>Storage Management Technical Specification, Part 3 Common Profiles, 1.6.1 Rev 6 50.6.25</i> CIM_IndicationFilter (StaticIndicationFilter).
Query		Mandatory	SELECT * FROM CIM_AlertIndication WHERE OwningEntity='SNIA' and MessageID='DRM32'.
QueryLanguage		Mandatory	This should be 'DMTF:CQL'.
ElementName	N	Optional	See the ElementName definition in section <i>Storage Management Technical Specification, Part 3 Common Profiles, 1.6.1 Rev 6 50.6.28</i> CIM_IndicationFilter (pre-defined).

29.12.18CIM_LogicalDisk

The CIM_LogicalDisk is an augmented version of the CIM_LogicalDisk defined in the Block Services package. When Storage Relocation is implemented this class adds a property and a property value for storage relocation.

Created By: Static

Modified By: Static

Deleted By: Extrinsic: StorageConfigurationService.ReturnToStoragePool

Requirement: Referenced from Volume Management - LogicalDisk is mandatory.

Table 663 describes class CIM_LogicalDisk.

Table 663 - SMI Referenced Properties/Methods for CIM_LogicalDisk

Properties	Flags	Requirement	Description & Notes
SystemCreationClassName		Mandatory	See the SystemCreationClassName definition in section <i>Storage Management Technical Specification, Part 4 Block Devices, 1.6.1 Rev 6 5.8.34</i> CIM_LogicalDisk.
SystemName		Mandatory	See the SystemName definition in section <i>Storage Management Technical Specification, Part 4 Block Devices, 1.6.1 Rev 6 5.8.34</i> CIM_LogicalDisk.
CreationClassName		Mandatory	See the CreationClassName definition in section <i>Storage Management Technical Specification, Part 4 Block Devices, 1.6.1 Rev 6 5.8.34</i> CIM_LogicalDisk.
DeviceID		Mandatory	See the DeviceID definition in section <i>Storage Management Technical Specification, Part 4 Block Devices, 1.6.1 Rev 6 5.8.34</i> CIM_LogicalDisk.
ElementName		Optional	See the ElementName definition in section <i>Storage Management Technical Specification, Part 4 Block Devices, 1.6.1 Rev 6 5.8.34</i> CIM_LogicalDisk.
Name		Mandatory	See the Name definition in section <i>Storage Management Technical Specification, Part 4 Block Devices, 1.6.1 Rev 6 5.8.34</i> CIM_LogicalDisk.
NameFormat		Mandatory	See the NameFormat definition in section <i>Storage Management Technical Specification, Part 4 Block Devices, 1.6.1 Rev 6 5.8.34</i> CIM_LogicalDisk.
ExtentStatus		Mandatory	See the ExtentStatus definition in section <i>Storage Management Technical Specification, Part 4 Block Devices, 1.6.1 Rev 6 5.8.34</i> CIM_LogicalDisk.
OperationalStatus		Mandatory	Value shall be 2 3 6 8 15 19 (OK or Degraded or Error or Starting or Dormant or Relocating). The Storage Relocation Profile adds the 19 enumeration.
BlockSize		Mandatory	See the BlockSize definition in section <i>Storage Management Technical Specification, Part 4 Block Devices, 1.6.1 Rev 6 5.8.34</i> CIM_LogicalDisk.
NumberOfBlocks		Mandatory	See the NumberOfBlocks definition in section <i>Storage Management Technical Specification, Part 4 Block Devices, 1.6.1 Rev 6 5.8.34</i> CIM_LogicalDisk.
ConsumableBlocks		Mandatory	See the ConsumableBlocks definition in section <i>Storage Management Technical Specification, Part 4 Block Devices, 1.6.1 Rev 6 5.8.34</i> CIM_LogicalDisk.
IsBasedOnUnderlyingRedundancy		Mandatory	See the IsBasedOnUnderlyingRedundancy definition in section <i>Storage Management Technical Specification, Part 4 Block Devices, 1.6.1 Rev 6 5.8.34</i> CIM_LogicalDisk.
NoSinglePointOfFailure		Mandatory	See the NoSinglePointOfFailure definition in section <i>Storage Management Technical Specification, Part 4 Block Devices, 1.6.1 Rev 6 5.8.34</i> CIM_LogicalDisk.

Table 663 - SMI Referenced Properties/Methods for CIM_LogicalDisk

Properties	Flags	Requirement	Description & Notes
DataRedundancy		Mandatory	See the DataRedundancy definition in section <i>Storage Management Technical Specification, Part 4 Block Devices, 1.6.1 Rev 6 5.8.34</i> CIM_LogicalDisk.
PackageRedundancy		Mandatory	See the PackageRedundancy definition in section <i>Storage Management Technical Specification, Part 4 Block Devices, 1.6.1 Rev 6 5.8.34</i> CIM_LogicalDisk.
DeltaReservation		Mandatory	See the DeltaReservation definition in section <i>Storage Management Technical Specification, Part 4 Block Devices, 1.6.1 Rev 6 5.8.34</i> CIM_LogicalDisk.
Usage		Optional	See the Usage definition in section <i>Storage Management Technical Specification, Part 4 Block Devices, 1.6.1 Rev 6 5.8.34</i> CIM_LogicalDisk.
OtherUsageDescription		Optional	See the OtherUsageDescription definition in section <i>Storage Management Technical Specification, Part 4 Block Devices, 1.6.1 Rev 6 5.8.34</i> CIM_LogicalDisk.
ClientSettableUsage		Optional	See the ClientSettableUsage definition in section <i>Storage Management Technical Specification, Part 4 Block Devices, 1.6.1 Rev 6 5.8.34</i> CIM_LogicalDisk.
Primordial		Mandatory	See the Primordial definition in section <i>Storage Management Technical Specification, Part 4 Block Devices, 1.6.1 Rev 6 5.8.34</i> CIM_LogicalDisk.
ExtentDiscriminator		Mandatory	Experimental. See the ExtentDiscriminator definition in section <i>Storage Management Technical Specification, Part 4 Block Devices, 1.6.1 Rev 6 5.8.34</i> CIM_LogicalDisk.
NumExtentsMigrating		Optional	The number of Extents in the process of migrating for this logical disk when the logical disk relocation is on going. The Storage Relocation Profile adds this property.

29.12.19 CIM_MemberOfCollection (Predefined Filter Collection to Storage Relocation Filters)

Experimental. This associates the Storage Relocation predefined FilterCollection to the predefined Filters supported by the implementation.

Requirement: Required if the Experimental Indication Profile is supported and the SNIA_IndicationConfigurationCapabilities.SupportedFeatures='5' (Predefined Filter Collections).

Table 664 describes class CIM_MemberOfCollection (Predefined Filter Collection to Storage Relocation Filters).

Table 664 - SMI Referenced Properties/Methods for CIM_MemberOfCollection (Predefined Filter Collection to Storage Relocation Filters)

Properties	Flags	Requirement	Description & Notes
Collection		Mandatory	Reference to the Storage Relocation predefined FilterCollection.
Member		Mandatory	Reference to the predefined IndicationFilters of the Storage Relocation implementation.

29.12.20 CIM_MemberOfCollection (Storage Relocation Filter Collection to FilterCollection)

Experimental. This associates the Storage Relocation predefined FilterCollection to the FilterCollection for the autonomous profile (e.g., the Array FilterCollection).

Requirement: Required if the Experimental Indication Profile is supported and the SNIA_IndicationConfigurationCapabilities.SupportedFeatures='5' (Predefined Filter Collections).

Table 665 describes class CIM_MemberOfCollection (Storage Relocation Filter Collection to FilterCollection).

Table 665 - SMI Referenced Properties/Methods for CIM_MemberOfCollection (Storage Relocation Filter Collection to FilterCollection)

Properties	Flags	Requirement	Description & Notes
Collection		Mandatory	Reference to the predefined FilterCollection of the referencing profile (e.g., Array FilterCollection).
Member		Mandatory	Reference to the Storage Relocation predefined FilterCollection.

29.12.21 CIM_MemberOfCollection (Storage Relocation ProfileSpecificAlertIndicationFilterCollection to Storage Relocation Filters)

Experimental. This associates the Storage Relocation ProfileSpecificAlertIndicationFilterCollection to the Filters defined by the Storage Relocation Profile.

Requirement: Optional

Table 666 describes class CIM_MemberOfCollection (Storage Relocation ProfileSpecificAlertIndicationFilterCollection to Storage Relocation Filters).

Table 666 - SMI Referenced Properties/Methods for CIM_MemberOfCollection (Storage Relocation Profile-SpecificAlertIndicationFilterCollection to Storage Relocation Filters)

Properties	Flags	Requirement	Description & Notes
Collection		Mandatory	Reference to the Storage Relocation ProfileSpecificAlertIndicationFilterCollection.
Member		Mandatory	Reference to the IndicationFilters defined by the Storage Relocation Profile.

29.12.22 CIM_OwningJobElement (StorageRelocationService to ConcreteJob)

Requirement: This is required if CIM_StorageConfigurationCapabilities.SupportedAsynchronousActions contains '17|18|19|20|21' (async relocation operations).

Table 667 describes class CIM_OwningJobElement (StorageRelocationService to ConcreteJob).

Table 667 - SMI Referenced Properties/Methods for CIM_OwningJobElement (StorageRelocationService to ConcreteJob)

Properties	Flags	Requirement	Description & Notes
OwningElement		Mandatory	A reference to a CIM_StorageRelocationService instance responsible for the creation of the job.
OwnedElement		Mandatory	The job created by the CIM_StorageRelocationService.

29.12.23 CIM_StorageConfigurationCapabilities (Concrete)

The global CIM_StorageConfigurationCapabilities an augmented version of the global CIM_StorageConfigurationCapabilities defined in the Block Services package. When Storage Relocation is implemented this class is Mandatory and adds property values for storage relocation.

Created By: Static

Modified By: Static

Deleted By: Static

Requirement: Mandatory

Table 668 describes class CIM_StorageConfigurationCapabilities (Concrete).

Table 668 - SMI Referenced Properties/Methods for CIM_StorageConfigurationCapabilities (Concrete)

Properties	Flags	Requirement	Description & Notes
InstanceID		Mandatory	See the InstanceID definition in section <i>Storage Management Technical Specification, Part 4 Block Devices, 1.6.1 Rev 6 5.8.40</i> CIM_StorageConfigurationCapabilities (Concrete).
ElementName		Mandatory	See the ElementName definition in section <i>Storage Management Technical Specification, Part 4 Block Devices, 1.6.1 Rev 6 5.8.40</i> CIM_StorageConfigurationCapabilities (Concrete).
SupportedStoragePoolFeatures		Optional	See the SupportedStoragePoolFeatures definition in section <i>Storage Management Technical Specification, Part 4 Block Devices, 1.6.1 Rev 6 5.8.40</i> CIM_StorageConfigurationCapabilities (Concrete).
SupportedAsynchronousActions		Mandatory	Lists what actions, invoked through StorageConfigurationService methods, shall not produce Concrete jobs. This profile augments the list in Block Services by making this property mandatory and adding actions, invoked through StorageRelocationService methods, that may produce Concrete jobs. 17 = 'StorageVolume To StoragePool Relocation' 18 = 'StoragePool To StoragePool Relocation' 19 = 'StorageVolume To StorageExtent Relocation' 20 = 'StoragePool To StorageExtent Relocation' 21 = 'LogicalDisk To StorageExtent Relocation'.
SupportedStorageElementTypes		Mandatory	See the SupportedStorageElementTypes definition in section <i>Storage Management Technical Specification, Part 4 Block Devices, 1.6.1 Rev 6 5.8.40</i> CIM_StorageConfigurationCapabilities (Concrete).
SupportedSynchronousActions		Mandatory	Lists what actions, invoked through StorageConfigurationService methods, may produce Concrete jobs. This profile augments the list in Block Services by making this property mandatory and adding actions, invoked through StorageRelocationService methods, that shall not produce Concrete jobs. 17 = 'StorageVolume To StoragePool Relocation' 18 = 'StoragePool To StoragePool Relocation' 19 = 'StorageVolume To StorageExtent Relocation' 20 = 'StoragePool To StorageExtent Relocation' 21 = 'LogicalDisk To StorageExtent Relocation'.

Table 668 - SMI Referenced Properties/Methods for CIM_StorageConfigurationCapabilities (Concrete)

Properties	Flags	Requirement	Description & Notes
SupportedStorageElementFeatures		Mandatory	<p>Lists actions supported through the invocation of StorageServiceService.CreateOrModifyElementFromStoragePool(). Matches 3 5 8 9 11 12 13 (StorageVolume Creation or StorageVolume Modification or LogicalDisk Creation or LogicalDisk Modification or Storage Element QoS Change or Storage Element Capacity Expansion or Storage Element Capacity Reduction).</p> <p>This profile augments the list in Block Services by making this property mandatory and adding actions supported through the invocation of StorageRelocationService.RelocateStorageElementsToStoragePool() and StorageRelocationService.RelocateStorageElementToElements().</p> <p>14 = 'StorageVolume To StoragePool Relocation' 15 = 'StoragePool To StoragePool Relocation' 16 = 'StorageVolume To StorageExtent Relocation' 17 = 'StoragePool To StorageExtent Relocation' 18 = 'LogicalDisk To StorageExtent Relocation'.</p>
SupportedStorageElementUsage		Optional	See the SupportedStorageElementUsage definition in section <i>Storage Management Technical Specification, Part 4 Block Devices, 1.6.1 Rev 6 5.8.40 CIM_StorageConfigurationCapabilities (Concrete)</i> .
ClientSettableElementUsage		Optional	See the ClientSettableElementUsage definition in section <i>Storage Management Technical Specification, Part 4 Block Devices, 1.6.1 Rev 6 5.8.40 CIM_StorageConfigurationCapabilities (Concrete)</i> .
SupportedStoragePoolUsage		Mandatory	<p>Indicates the intended usage or any restrictions that may have been imposed on storage pools.</p> <p>This profile augments the list in Block Services by making this property mandatory and adding the following values to the enumerations:</p> <p>9='Used as source for Relocation Service' 10='Used as target for Relocation Service'.</p>
ClientSettablePoolUsage		Mandatory	<p>Indicates the intended usage or any restrictions that may have been imposed on the usage of a client-settable storage pool.</p> <p>This profile augments the list in Block Services by making this property mandatory and adding the following values to the enumerations:</p> <p>9='Used as source for Relocation Service' 10='Used as target for Relocation Service'.</p>

29.12.24 CIM_StorageConfigurationCapabilities (Global)

The global CIM_StorageConfigurationCapabilities is an augmented version of the global CIM_StorageConfigurationCapabilities defined in the Block Services package. When Storage Relocation is implemented this class is Mandatory and adds property values for storage relocation.

Created By: Static

Modified By: Static

Deleted By: Static

Requirement: Mandatory

Table 669 describes class CIM_StorageConfigurationCapabilities (Global).

Table 669 - SMI Referenced Properties/Methods for CIM_StorageConfigurationCapabilities (Global)

Properties	Flags	Requirement	Description & Notes
InstanceID		Mandatory	See the InstanceID definition in section <i>Storage Management Technical Specification, Part 4 Block Devices, 1.6.1 Rev 6 5.8.41</i> CIM_StorageConfigurationCapabilities (Global).
ElementName		Mandatory	See the ElementName definition in section <i>Storage Management Technical Specification, Part 4 Block Devices, 1.6.1 Rev 6 5.8.41</i> CIM_StorageConfigurationCapabilities (Global).
SupportedStoragePoolFeatures		Optional	See the SupportedStoragePoolFeatures definition in section <i>Storage Management Technical Specification, Part 4 Block Devices, 1.6.1 Rev 6 5.8.41</i> CIM_StorageConfigurationCapabilities (Global).
SupportedAsynchronousActions		Mandatory	Lists what actions, invoked through StorageConfigurationService methods, shall not produce Concrete jobs. This profile augments the list in Block Services by making this property mandatory and adding actions, invoked through StorageRelocationService methods, that may produce Concrete jobs. 17 = 'StorageVolume To StoragePool Relocation' 18 = 'StoragePool To StoragePool Relocation' 19 = 'StorageVolume To StorageExtent Relocation' 20 = 'StoragePool To StorageExtent Relocation' 21 = 'LogicalDisk To StorageExtent Relocation'.
SupportedStorageElementTypes		Mandatory	See the SupportedStorageElementTypes definition in section <i>Storage Management Technical Specification, Part 4 Block Devices, 1.6.1 Rev 6 5.8.41</i> CIM_StorageConfigurationCapabilities (Global).
SupportedSynchronousActions		Mandatory	Lists what actions, invoked through StorageConfigurationService methods, may produce Concrete jobs. This profile augments the list in Block Services by making this property mandatory and adding actions, invoked through StorageRelocationService methods, that shall not produce Concrete jobs. 17 = 'StorageVolume To StoragePool Relocation' 18 = 'StoragePool To StoragePool Relocation' 19 = 'StorageVolume To StorageExtent Relocation' 20 = 'StoragePool To StorageExtent Relocation' 21 = 'LogicalDisk To StorageExtent Relocation'.

Table 669 - SMI Referenced Properties/Methods for CIM_StorageConfigurationCapabilities (Global)

Properties	Flags	Requirement	Description & Notes
SupportedStorageElementFeatures		Mandatory	<p>Lists actions supported through the invocation of StorageServiceService.CreateOrModifyElementFromStoragePool(). Matches 3 5 8 9 11 12 13 (StorageVolume Creation or StorageVolume Modification or LogicalDisk Creation or LogicalDisk Modification or Storage Element QoS Change or Storage Element Capacity Expansion or Storage Element Capacity Reduction).</p> <p>This profile augments the list in Block Services by making this property mandatory and adding actions supported through the invocation of StorageRelocationService.RelocateStorageElementsToStoragePool() and StorageRelocationService.RelocateStorageElementToElements().</p> <p>14 = 'StorageVolume To StoragePool Relocation' 15 = 'StoragePool To StoragePool Relocation' 16 = 'StorageVolume To StorageExtent Relocation' 17 = 'StoragePool To StorageExtent Relocation' 18 = 'LogicalDisk To StorageExtent Relocation'.</p>
SupportedStorageElementUsage		Optional	See the SupportedStorageElementUsage definition in section <i>Storage Management Technical Specification, Part 4 Block Devices, 1.6.1 Rev 6 5.8.41 CIM_StorageConfigurationCapabilities (Global)</i> .
ClientSettableElementUsage		Optional	See the ClientSettableElementUsage definition in section <i>Storage Management Technical Specification, Part 4 Block Devices, 1.6.1 Rev 6 5.8.41 CIM_StorageConfigurationCapabilities (Global)</i> .
SupportedStoragePoolUsage		Mandatory	<p>Indicates the intended usage or any restrictions that may have been imposed on storage pools.</p> <p>This profile augments the list in Block Services by making this property mandatory and adding the following values to the enumerations:</p> <p>9='Used as source for Relocation Service' 10='Used as target for Relocation Service'.</p>
ClientSettablePoolUsage		Mandatory	<p>Indicates the intended usage or any restrictions that may have been imposed on the usage of a client-settable storage pool.</p> <p>This profile augments the list in Block Services by making this property mandatory and adding the following values to the enumerations:</p> <p>9='Used as source for Relocation Service' 10='Used as target for Relocation Service'.</p>

29.12.25 CIM_StorageConfigurationCapabilities (Primordial)

The global CIM_StorageConfigurationCapabilities is an augmented version of the global CIM_StorageConfigurationCapabilities defined in the Block Services package. When Storage Relocation is implemented this class is Mandatory and adds property values for storage relocation.

Created By: Static

Modified By: Static

Deleted By: Static

Requirement: Mandatory

Table 670 describes class CIM_StorageConfigurationCapabilities (Primordial).

Table 670 - SMI Referenced Properties/Methods for CIM_StorageConfigurationCapabilities (Primordial)

Properties	Flags	Requirement	Description & Notes
InstanceID		Mandatory	See the InstanceID definition in section <i>Storage Management Technical Specification, Part 4 Block Devices, 1.6.1 Rev 6 5.8.42</i> CIM_StorageConfigurationCapabilities (Primordial).
ElementName		Mandatory	See the ElementName definition in section <i>Storage Management Technical Specification, Part 4 Block Devices, 1.6.1 Rev 6 5.8.42</i> CIM_StorageConfigurationCapabilities (Primordial).
SupportedStoragePoolFeatures		Optional	See the SupportedStoragePoolFeatures definition in section <i>Storage Management Technical Specification, Part 4 Block Devices, 1.6.1 Rev 6 5.8.42</i> CIM_StorageConfigurationCapabilities (Primordial).
SupportedAsynchronousActions		Mandatory	Lists what actions, invoked through StorageConfigurationService methods, shall not produce Concrete jobs. This profile augments the list in Block Services by making this property mandatory and adding actions, invoked through StorageRelocationService methods, that may produce Concrete jobs. 17 = 'StorageVolume To StoragePool Relocation' 18 = 'StoragePool To StoragePool Relocation' 19 = 'StorageVolume To StorageExtent Relocation' 20 = 'StoragePool To StorageExtent Relocation' 21 = 'LogicalDisk To StorageExtent Relocation'.
SupportedStorageElementTypes		Mandatory	See the SupportedStorageElementTypes definition in section <i>Storage Management Technical Specification, Part 4 Block Devices, 1.6.1 Rev 6 5.8.42</i> CIM_StorageConfigurationCapabilities (Primordial).
SupportedSynchronousActions		Mandatory	Lists what actions, invoked through StorageConfigurationService methods, may produce Concrete jobs. This profile augments the list in Block Services by making this property mandatory and adding actions, invoked through StorageRelocationService methods, that shall not produce Concrete jobs. 17 = 'StorageVolume To StoragePool Relocation' 18 = 'StoragePool To StoragePool Relocation' 19 = 'StorageVolume To StorageExtent Relocation' 20 = 'StoragePool To StorageExtent Relocation' 21 = 'LogicalDisk To StorageExtent Relocation'.
SupportedStorageElementFeatures		Mandatory	Lists actions supported through the invocation of StorageServiceService.CreateOrModifyElementFromStoragePool(). This profile augments the list in Block Services by making this property mandatory and adding actions supported through the invocation of StorageRelocationService.RelocateStorageElementsToStoragePool() and StorageRelocationService.RelocateStorageElementToElements(). 14 = 'StorageVolume To StoragePool Relocation' 15 = 'StoragePool To StoragePool Relocation' 16 = 'StorageVolume To StorageExtent Relocation' 17 = 'StoragePool To StorageExtent Relocation' 18 = 'LogicalDisk To StorageExtent Relocation'.

Table 670 - SMI Referenced Properties/Methods for CIM_StorageConfigurationCapabilities (Primordial)

Properties	Flags	Requirement	Description & Notes
SupportedStorageElementUsage		Optional	See the SupportedStorageElementUsage definition in section <i>Storage Management Technical Specification, Part 4 Block Devices, 1.6.1 Rev 6 5.8.42 CIM_StorageConfigurationCapabilities (Primordial)</i> .
ClientSettableElementUsage		Optional	See the ClientSettableElementUsage definition in section <i>Storage Management Technical Specification, Part 4 Block Devices, 1.6.1 Rev 6 5.8.42 CIM_StorageConfigurationCapabilities (Primordial)</i> .
SupportedStoragePoolUsage		Mandatory	Indicates the intended usage or any restrictions that may have been imposed on storage pools. This profile augments the list in Block Services by making this property mandatory and adding the following values to the enumerations: 9='Used as source for Relocation Service' 10='Used as target for Relocation Service'.
ClientSettablePoolUsage		Mandatory	Indicates the intended usage or any restrictions that may have been imposed on the usage of a client-settable storage pool. This profile augments the list in Block Services by making this property mandatory and adding the following values to the enumerations: 9='Used as source for Relocation Service' 10='Used as target for Relocation Service'.

29.12.26 CIM_StorageExtent (Relocatable)

A StorageExtent that can be a source or target of a relocation operation.

Created By: External

Modified By: External

Deleted By: External

Requirement: Optional

Table 671 describes class CIM_StorageExtent (Relocatable).

Table 671 - SMI Referenced Properties/Methods for CIM_StorageExtent (Relocatable)

Properties	Flags	Requirement	Description & Notes
SystemCreationClassName		Mandatory	
SystemName		Mandatory	
CreationClassName		Mandatory	
DeviceID		Mandatory	
ExtentStatus		Mandatory	A value 18 means the extent is actively involved in a relocating operation.
NumberOfBlocks		Mandatory	
ConsumableBlocks		Mandatory	The number of usable blocks.
BlockSize		Mandatory	

Table 671 - SMI Referenced Properties/Methods for CIM_StorageExtent (Relocatable)

Properties	Flags	Requirement	Description & Notes
Primordial		Mandatory	This shall be 'false' for extents that are components of Concrete StoragePools and 'true' for extents that are components of Primordial StoragePools.
ExtentDiscriminator		Mandatory	Experimental. This is array of values that shall contain 'SNIA:Pool Component'.

29.12.27 CIM_StoragePool (Concrete)

The concrete CIM_StoragePool an augmented version of the concrete CIM_StoragePool defined in the Block Services package. When Storage Relocation is implemented this class adds properties for storage relocation.

Created By: Extrinsic: StorageConfigurationService.CreateOrModifyStoragePool

Modified By: Extrinsic: StorageConfigurationService.CreateOrModifyStoragePool

Deleted By: Extrinsic: StorageConfigurationService.DeleteStoragePool

Requirement: Mandatory

Table 672 describes class CIM_StoragePool (Concrete).

Table 672 - SMI Referenced Properties/Methods for CIM_StoragePool (Concrete)

Properties	Flags	Requirement	Description & Notes
Primordial		Mandatory	See the Primordial definition in section <i>Storage Management Technical Specification, Part 4 Block Devices, 1.6.1 Rev 6 5.8.44</i> CIM_StoragePool (Concrete) Shall be false.
InstanceID		Mandatory	See the InstanceID definition in section <i>Storage Management Technical Specification, Part 4 Block Devices, 1.6.1 Rev 6 5.8.44</i> CIM_StoragePool (Concrete).
ElementName		Optional	See the ElementName definition in section <i>Storage Management Technical Specification, Part 4 Block Devices, 1.6.1 Rev 6 5.8.44</i> CIM_StoragePool (Concrete).
PoolID		Mandatory	See the PoolID definition in section <i>Storage Management Technical Specification, Part 4 Block Devices, 1.6.1 Rev 6 5.8.44</i> CIM_StoragePool (Concrete).
TotalManagedSpace		Mandatory	See the TotalManagedSpace definition in section <i>Storage Management Technical Specification, Part 4 Block Devices, 1.6.1 Rev 6 5.8.44</i> CIM_StoragePool (Concrete).
RemainingManagedSpace		Mandatory	See the RemainingManagedSpace definition in section <i>Storage Management Technical Specification, Part 4 Block Devices, 1.6.1 Rev 6 5.8.44</i> CIM_StoragePool (Concrete).
Usage		Optional	See the Usage definition in section <i>Storage Management Technical Specification, Part 4 Block Devices, 1.6.1 Rev 6 5.8.44</i> CIM_StoragePool (Concrete).
OtherUsageDescription		Optional	See the OtherUsageDescription definition in section <i>Storage Management Technical Specification, Part 4 Block Devices, 1.6.1 Rev 6 5.8.44</i> CIM_StoragePool (Concrete).
ClientSettableUsage		Optional	See the ClientSettableUsage definition in section <i>Storage Management Technical Specification, Part 4 Block Devices, 1.6.1 Rev 6 5.8.44</i> CIM_StoragePool (Concrete).
OperationalStatus		Mandatory	The Storage Relocation Profile adds the requirement for this property. The values shall be either '2' (OK) or '19' (Relocating).

Table 672 - SMI Referenced Properties/Methods for CIM_StoragePool (Concrete)

Properties	Flags	Requirement	Description & Notes
CapacityInMigratingSource		Optional	The Storage Relocation Profile adds this property. The total capacity of extents migrating out from this storage pool.
CapacityInMigratingTarget		Optional	The Storage Relocation Profile adds this property. The total capacity of extents migrating into this storage pool.
GetSupportedSizes()		Conditional	Conditional requirement: Support for StorageConfigurationService. See the GetSupportedSizes definition in section <i>Storage Management Technical Specification, Part 4 Block Devices, 1.6.1 Rev 6 5.8.44</i> CIM_StoragePool (Concrete).
GetSupportedSizeRange()		Conditional	Conditional requirement: Support for StorageConfigurationService. See the GetSupportedSizeRange definition in section <i>Storage Management Technical Specification, Part 4 Block Devices, 1.6.1 Rev 6 5.8.44</i> CIM_StoragePool (Concrete).
GetAvailableExtents()		Optional	See the GetAvailableExtents definition in section <i>Storage Management Technical Specification, Part 4 Block Devices, 1.6.1 Rev 6 5.8.44</i> CIM_StoragePool (Concrete).

29.12.28 CIM_StoragePool (Primordial)

The primordial CIM_StoragePool is an augmented version of the primordial CIM_StoragePool defined in the Block Services package. When Storage Relocation is implemented this class adds properties for storage relocation.

Created By: Static

Modified By: Static

Deleted By: Static

Requirement: Mandatory

Table 673 describes class CIM_StoragePool (Primordial).

Table 673 - SMI Referenced Properties/Methods for CIM_StoragePool (Primordial)

Properties	Flags	Requirement	Description & Notes
Primordial		Mandatory	See the Primordial definition in section <i>Storage Management Technical Specification, Part 4 Block Devices, 1.6.1 Rev 6 5.8.46</i> CIM_StoragePool (Primordial) Shall be true.
InstanceID		Mandatory	See the InstanceID definition in section <i>Storage Management Technical Specification, Part 4 Block Devices, 1.6.1 Rev 6 5.8.46</i> CIM_StoragePool (Primordial).
ElementName		Optional	See the ElementName definition in section <i>Storage Management Technical Specification, Part 4 Block Devices, 1.6.1 Rev 6 5.8.46</i> CIM_StoragePool (Primordial).
PoolID		Mandatory	See the PoolID definition in section <i>Storage Management Technical Specification, Part 4 Block Devices, 1.6.1 Rev 6 5.8.46</i> CIM_StoragePool (Primordial).
TotalManagedSpace		Mandatory	See the TotalManagedSpace definition in section <i>Storage Management Technical Specification, Part 4 Block Devices, 1.6.1 Rev 6 5.8.46</i> CIM_StoragePool (Primordial).
RemainingManagedSpace		Mandatory	See the RemainingManagedSpace definition in section <i>Storage Management Technical Specification, Part 4 Block Devices, 1.6.1 Rev 6 5.8.46</i> CIM_StoragePool (Primordial).

Table 673 - SMI Referenced Properties/Methods for CIM_StoragePool (Primordial)

Properties	Flags	Requirement	Description & Notes
Usage		Optional	See the Usage definition in section <i>Storage Management Technical Specification, Part 4 Block Devices, 1.6.1 Rev 6 5.8.46</i> CIM_StoragePool (Primordial).
OtherUsageDescription		Optional	See the OtherUsageDescription definition in section <i>Storage Management Technical Specification, Part 4 Block Devices, 1.6.1 Rev 6 5.8.46</i> CIM_StoragePool (Primordial).
ClientSettableUsage		Optional	See the ClientSettableUsage definition in section <i>Storage Management Technical Specification, Part 4 Block Devices, 1.6.1 Rev 6 5.8.46</i> CIM_StoragePool (Primordial).
OperationalStatus		Mandatory	The Storage Relocation Profile adds the requirement for this property. The values shall be either '2' (OK) or '19' (Relocating).
CapacityInMigratingSource		Optional	The Storage Relocation Profile adds this property. The total capacity of extents migrating out from this storage pool.
CapacityInMigratingTarget		Optional	The Storage Relocation Profile adds this property. The total capacity of extents migrating into this storage pool.
GetSupportedSizes()		Conditional	Conditional requirement: Support for StorageConfigurationService. See the GetSupportedSizes definition in section <i>Storage Management Technical Specification, Part 4 Block Devices, 1.6.1 Rev 6 5.8.46</i> CIM_StoragePool (Primordial).
GetSupportedSizeRange()		Conditional	Conditional requirement: Support for StorageConfigurationService. See the GetSupportedSizeRange definition in section <i>Storage Management Technical Specification, Part 4 Block Devices, 1.6.1 Rev 6 5.8.46</i> CIM_StoragePool (Primordial).
GetAvailableExtents()		Optional	See the GetAvailableExtents definition in section <i>Storage Management Technical Specification, Part 4 Block Devices, 1.6.1 Rev 6 5.8.46</i> CIM_StoragePool (Primordial).

29.12.29 CIM_StorageRelocationService

Experimental.

Requirement: Mandatory

Table 674 describes class CIM_StorageRelocationService.

Table 674 - SMI Referenced Properties/Methods for CIM_StorageRelocationService

Properties	Flags	Requirement	Description & Notes
SystemCreationClassName		Mandatory	
CreationClassName		Mandatory	
SystemName		Mandatory	
Name		Mandatory	
RelocateStorageVolumesToStoragePool()		Optional	Relocate storage volumes to specified target storage pool.
RelocateStoragePoolsToStoragePool()		Optional	Relocate storage pools to specified target storage pool.
RelocateStorageVolumeToStorageExtents()		Optional	Relocate a storage volume to specified storage extents.

Table 674 - SMI Referenced Properties/Methods for CIM_StorageRelocationService

Properties	Flags	Requirement	Description & Notes
RelocateStoragePoolToStorageExtents()		Optional	Relocate a storage pool to specified storage extents.
RelocateLogicalDiskToStorageExtents()		Optional	Relocate a logical disk to specified storage extents.
GetAvailableTargetRelocationExtents()		Optional	Get available target storage extents as new group for relocation.

29.12.30 CIM_StorageVolume

The CIM_StorageVolume is an augmented version of the CIM_StorageVolume defined in the Block Services package. When Storage Relocation is implemented this class adds a property and a property value for storage relocation.

Created By: Static

Modified By: Static

Deleted By: Extrinsic: StorageConfigurationService.ReturnToStoragePool

Requirement: Referenced from Array - StorageVolume is mandatory or Referenced from Storage Virtualizer - StorageVolume is mandatory or Referenced from Host Hardware RAID Controller - StorageVolume is mandatory.

Table 675 describes class CIM_StorageVolume.

Table 675 - SMI Referenced Properties/Methods for CIM_StorageVolume

Properties	Flags	Requirement	Description & Notes
SystemCreationClassName		Mandatory	See the SystemCreationClassName definition in section <i>Storage Management Technical Specification, Part 4 Block Devices, 1.6.1 Rev 6 5.8.51</i> CIM_StorageVolume.
SystemName		Mandatory	See the SystemName definition in section <i>Storage Management Technical Specification, Part 4 Block Devices, 1.6.1 Rev 6 5.8.51</i> CIM_StorageVolume.
CreationClassName		Mandatory	See the CreationClassName definition in section <i>Storage Management Technical Specification, Part 4 Block Devices, 1.6.1 Rev 6 5.8.51</i> CIM_StorageVolume.
DeviceID		Mandatory	See the DeviceID definition in section <i>Storage Management Technical Specification, Part 4 Block Devices, 1.6.1 Rev 6 5.8.51</i> CIM_StorageVolume.
ElementName		Optional	See the ElementName definition in section <i>Storage Management Technical Specification, Part 4 Block Devices, 1.6.1 Rev 6 5.8.51</i> CIM_StorageVolume.
Name	CD	Mandatory	See the Name definition in section <i>Storage Management Technical Specification, Part 4 Block Devices, 1.6.1 Rev 6 5.8.51</i> CIM_StorageVolume.
OtherIdentifyingInfo	CD	Optional	See the OtherIdentifyingInfo definition in section <i>Storage Management Technical Specification, Part 4 Block Devices, 1.6.1 Rev 6 5.8.51</i> CIM_StorageVolume.
IdentifyingDescriptions		Optional	See the IdentifyingDescriptions definition in section <i>Storage Management Technical Specification, Part 4 Block Devices, 1.6.1 Rev 6 5.8.51</i> CIM_StorageVolume.

Table 675 - SMI Referenced Properties/Methods for CIM_StorageVolume

Properties	Flags	Requirement	Description & Notes
NameFormat		Mandatory	See the NameFormat definition in section <i>Storage Management Technical Specification, Part 4 Block Devices, 1.6.1 Rev 6 5.8.51</i> CIM_StorageVolume.
NameNamespace		Mandatory	See the NameNamespace definition in section <i>Storage Management Technical Specification, Part 4 Block Devices, 1.6.1 Rev 6 5.8.51</i> CIM_StorageVolume.
ExtentStatus		Mandatory	See the ExtentStatus definition in section <i>Storage Management Technical Specification, Part 4 Block Devices, 1.6.1 Rev 6 5.8.51</i> CIM_StorageVolume.
OperationalStatus		Mandatory	Value shall be 2 3 6 8 15 19 (OK or Degraded or Error or Starting or Dormant or Relocating).The Storage Relocation Profile adds the enumeration for relocating.
NumExtentsMigrating		Optional	The Storage Relocation Profile adds this property. The number of Extents in the process of migrating for this storage volume when the volume relocation is on going.
BlockSize		Mandatory	See the BlockSize definition in section <i>Storage Management Technical Specification, Part 4 Block Devices, 1.6.1 Rev 6 5.8.51</i> CIM_StorageVolume.
NumberOfBlocks		Mandatory	See the NumberOfBlocks definition in section <i>Storage Management Technical Specification, Part 4 Block Devices, 1.6.1 Rev 6 5.8.51</i> CIM_StorageVolume.
ConsumableBlocks		Mandatory	See the ConsumableBlocks definition in section <i>Storage Management Technical Specification, Part 4 Block Devices, 1.6.1 Rev 6 5.8.51</i> CIM_StorageVolume.
IsBasedOnUnderlyingRedundancy		Mandatory	See the IsBasedOnUnderlyingRedundancy definition in section <i>Storage Management Technical Specification, Part 4 Block Devices, 1.6.1 Rev 6 5.8.51</i> CIM_StorageVolume.
NoSinglePointOfFailure		Mandatory	See the NoSinglePointOfFailure definition in section <i>Storage Management Technical Specification, Part 4 Block Devices, 1.6.1 Rev 6 5.8.51</i> CIM_StorageVolume.
DataRedundancy		Mandatory	See the DataRedundancy definition in section <i>Storage Management Technical Specification, Part 4 Block Devices, 1.6.1 Rev 6 5.8.51</i> CIM_StorageVolume.
PackageRedundancy		Mandatory	See the PackageRedundancy definition in section <i>Storage Management Technical Specification, Part 4 Block Devices, 1.6.1 Rev 6 5.8.51</i> CIM_StorageVolume.
DeltaReservation		Mandatory	See the DeltaReservation definition in section <i>Storage Management Technical Specification, Part 4 Block Devices, 1.6.1 Rev 6 5.8.51</i> CIM_StorageVolume.
Usage		Optional	See the Usage definition in section <i>Storage Management Technical Specification, Part 4 Block Devices, 1.6.1 Rev 6 5.8.51</i> CIM_StorageVolume.
OtherUsageDescription		Optional	See the OtherUsageDescription definition in section <i>Storage Management Technical Specification, Part 4 Block Devices, 1.6.1 Rev 6 5.8.51</i> CIM_StorageVolume.
ClientSettableUsage		Optional	See the ClientSettableUsage definition in section <i>Storage Management Technical Specification, Part 4 Block Devices, 1.6.1 Rev 6 5.8.51</i> CIM_StorageVolume.

Table 675 - SMI Referenced Properties/Methods for CIM_StorageVolume

Properties	Flags	Requirement	Description & Notes
Primordial		Mandatory	See the Primordial definition in section <i>Storage Management Technical Specification, Part 4 Block Devices, 1.6.1 Rev 6 5.8.51</i> CIM_StorageVolume.
ExtentDiscriminator		Mandatory	Experimental. See the ExtentDiscriminator definition in section <i>Storage Management Technical Specification, Part 4 Block Devices, 1.6.1 Rev 6 5.8.51</i> CIM_StorageVolume.

EXPERIMENTAL

Storage Relocation Profile

EXPERIMENTAL

30 Thin Provisioning Profile

30.1 Description

30.1.1 Overview

NOTE In the context of this standard, the term "fully provisioned" refers to storage elements (pools, volumes or logical disks) that are not subject to thin provisioning technologies.

The Block Services with Thin Provisioning Profile is a specialization of the Block Services Package (see Clause 5: Block Services Package), adding support for thin provisioning. All the provisions of the Block Services Package apply, in addition to those defined in this profile.

This profile is nearly compatible with the Block Services Package. A client supporting the Block Services Package interacting with a Block Server with Thin Provisioning Profile agent should be able to actively manage fully-provisioned volumes and pools, but discovery will be slightly impacted because it will see instances of both fully and thinly provisioned pools and volumes. The model is the same, but the client needs to consider the values of thin-provisioning-specific properties to fully understand capacity utilization.

30.1.2 Background

Thin provisioning is a capability of some block server implementations to defer provisioning of backing store for regions of a volume until the regions have been accessed (written) by the consumer (e.g., host file system). The alternatives (fully provisioned volumes) allocate all of the requested capacity from the backing store at the time the volume is created. For thin provisioned volumes, the block server implementation tracks information about which regions have been accessed, and once a region is accessed, the backing storage is allocated.

There are various approaches to implementing thin provisioning; some vendors pattern thin provisioning logic after OS virtual memory or journaled file systems, and there are numerous variations. This profile does not address techniques or algorithms for thin provisioning; these details are left to innovation of the vendors delivering thin provisioning solutions. This profile provides a common abstraction for the management features of thin provisioning. In particular, this profile allows SMI-S clients to determine whether a storage system (and children such as pools, and volumes) supports thin provisioning, determine the difference between the exposed "virtual capacity" and actual, committed physical storage, and create thinly provisioned volumes and pools.

30.1.3 Model

No new classes are defined by this profile; it extends the classes of Block Services.

Throughout this profile, **volume** refers to either StorageVolume or LogicalDisk, which are the two types of elements exported from the Block Services Profile. **Pool children** refers to the three types of elements (StorageVolume, LogicalDisk, and StoragePool) that may be carved from a pool.

30.1.3.1 Capacity Concepts for Volumes

Each storage volume has a **nominal capacity** value, the capacity seen by users and applications (such as file systems). This capacity is also reported through in-band interfaces such as SCSI READ CAPACITY. Applications cannot write more than this capacity at a given time. When fully provisioned volumes are created, the nominal capacity is allocated by the block server. When thin provisioned volumes are created, a smaller value (referred to here as the **initial reserve capacity**) is allocated (this value may be zero).

Capacity consumed is the capacity the application is actually using at a give time (the block server may have rounded this up to a multiple of some internal granule size). For thin provisioned volumes, the capacity consumed on the backend storage may be smaller than the nominal capacity. The capacity consumed grows from the initial reserve capacity as the application (such as a file system) writes new areas of the volume. In theory, the capacity consumed could grow to equal (or exceed when metadata is considered) the nominal capacity.

The nominal capacity is represented in the model by the ConsumableBlocks property of volumes. Capacity consumed is modeled by the SpaceConsumed property of the AllocatedFromStoragePool association referencing the volume. Initial reserve capacity is modeled using the ThinProvisionedInitialReserve property of StorageSettings. In some block servers, the smaller capacity is a characteristic of a StoragePool and is represented by the SpaceConsumed on the AllocatedFromStoragePool association between the StorageVolume or LogicalDisk and StoragePool.

Note that these concepts and properties also apply to delta replicas as defined in 9 Copy Services Subprofile and 26 Replication Services Profile.

30.1.3.2 Capacity Concepts for Pools

Block Servers supporting thin provisioned volumes have different approaches to modeling capacity in pools. This profile supports three approaches:

- The first approach is used when a pool supports thin provisioned children, but the “advertised” capacity of the pool matches the actual capacity of its underlying storage. In this case, the block server follows the provisions in Clause 5: Block Services Package.
- The second approach is used when a pool supports thin provisioned children and has a defined capacity to which its children can grow, but this capacity is greater than the capacity of underlying storage.
- The third approach is when the block server does not assign a maximum capacity to the pool.

The model supporting these three approaches is documented in 30.1.3.3.1 Pool Capacity.

Note that primordial StoragePools cannot be thinly provisioned, but can support allocation of thinly provisioned concrete pools.

30.1.3.3 Overview

Figure 164 presents the key classes and related to this profile.

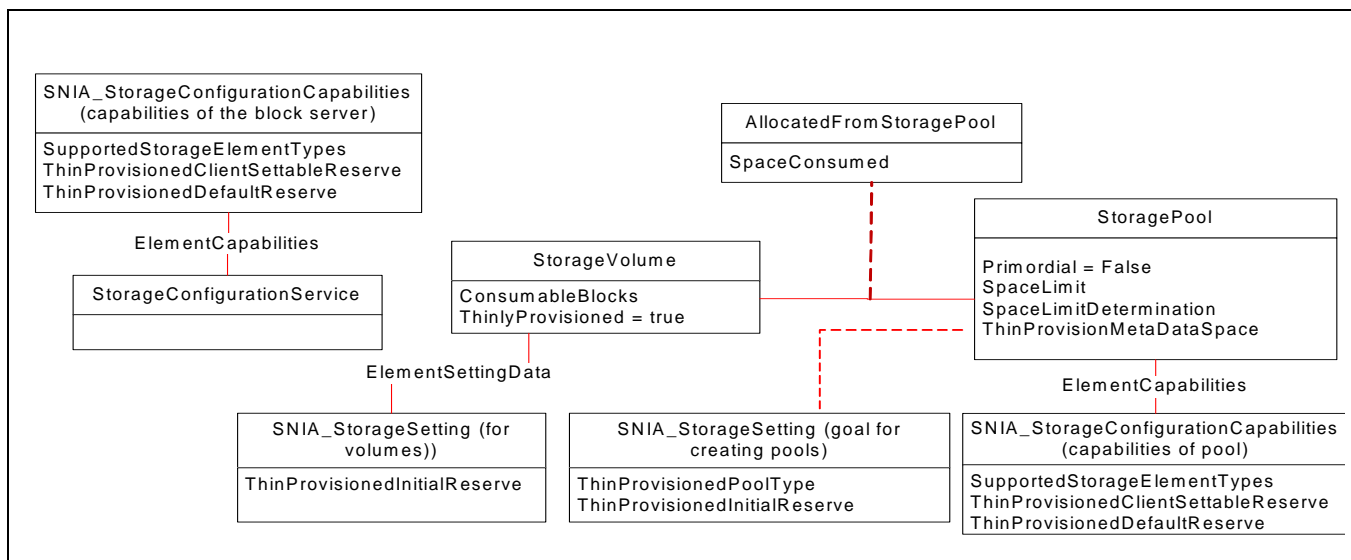


Figure 164 - Thin Provisioning Model

`StorageConfigurationCapabilities.SupportedStorageElementTypes` shall include a subset of `ThinlyProvisionedStorageVolume`, `ThinlyProvisionedLogicalDisk`, `ThinlyProvisionedAllocatedStoragePool`, `ThinlyProvisionedQuotaStoragePool`, or `ThinlyProvisionedLimitlessStoragePool` to indicate support for allocation of thinly provisioned `StorageVolumes`, `LogicalDisks`, or `StoragePools`. The three `SupportedStorageElementTypes` values related to pools allow the block server to advertise which types of pool capacity approaches are available for child pools. The meaning of `Allocated`, `Quota` and `Limitless` pools is expanded in 30.1.3.2 Capacity Concepts for Pools. Similar values are used in `ElementType` parameters of methods to specify which approach the client prefers when creating new children. Note that as defined in the Block Services Package, `StorageConfigurationCapabilities` associated to `StorageConfigurationService` defines global block server capabilities; other instances of `StorageConfigurationCapabilities` may optionally be associated to `StoragePool` to provide pool-specific overrides.

The `SpaceLimitDetermination` property of `StoragePool` defines the approach associated with the pool for determining capacity information for the pool. See 30.1.3.3.1 Pool Capacity. The `SpaceLimitDetermination` property is undefined if the Block Services with Thin Provisioning Profile is not supported. `SpaceLimitDetermination` shall be present on any `StoragePool` instance that supports thin provisioning and `SpaceLimitDetermination` is not `Allocated`.

The `SpaceLimit` property of `StoragePool` is the capacity of the storage allocated to the pool when `SpaceLimitDetermination` has the value 3 (`Quota`) or 4 (`Limitless`) or is set to the value of `TotalManagedSpace` if `SpaceLimitDetermination` has the value 2 (`Allocated`). The value of `SpaceLimit` may be modified by a client using `CreateOrModifyStoragePool`. The upper bounds returned from `GetAvailableSizes` and `GetAvailableSizeRanges` should be approximately the same as `SpaceLimit`. See 30.1.3.3.1 Pool Capacity. The `SpaceLimit` property is not defined if the Block Services with Thin Provisioning Profile is not supported.

The `ThinProvisionMetaDataSpace` property of `StoragePool` is the size of the pool's metadata (in bytes). Unlike fully-provisioned pools, this value cannot be determined by subtracting the sum of `SpaceConsumed` of child elements from `TotalManagedSpace`. The `ThinProvisionMetaDataSpace` property is undefined if the Block Services with Thin Provisioning Profile is not supported.

If the `ThinlyProvisioned` property of `StorageVolume` or `LogicalDisk` is "true", then the block server shall support thin provisioning for the `StorageVolume` or `LogicalDisk`. If `ThinlyProvisioned` is undefined or the value is null, the `StorageVolume` or `LogicalDisk` shall not be thin provisioned. The `ThinlyProvisioned` property is undefined if the Block Services with Thin Provisioning Profile is not supported.

30.1.3.3.1 Pool Capacity

`StoragePool.SpaceLimitDetermination` indicates which of three approaches apply to determining the capacity related properties of the associated `StoragePool`.

In all cases, `StoragePool.TotalManagedSpace` represents the sum of the usable capacity from underlying `StorageExtents`. The `StorageExtents` may or may not be modeled and the usable capacity may have been reduced due to redundancy or metadata. In all cases, `RemainingManagedSpace` shall be set to `SpaceLimit` minus the sum of `SpaceConsumed` on `AllocatedFromStoragePool` associations to all child elements allocated from the pool.

This profile supports three techniques for determining the space available for creating or expanding child elements.

- If `StoragePool.SpaceLimitDetermination` is set to 2 (`Allocated`), `TotalManagedSpace` is also the capacity that may be used to create or expand pool children (`StorageVolumes`, `LogicalDisks`, or other `StoragePools`). And `StoragePool.RemamingManagedSpace` represents the capacity left to create a new storage element or expand an existing storage element. This approach is common to fully provisioned pools. The `SpaceLimit` property should be set to the same value as `TotalManagedSpace`.

- If `StoragePool.SpaceLimitDetermination` is set to 3 (Quota), `StoragePool.SpaceLimit` serves as an administratively defined limit on the capacity that may be used to create or expand child elements (StorageVolumes, LogicalDisks, or other StoragePools).
- If `StoragePool.SpaceLimitDetermination` is set to 4 (Limitless), then the block server does not have a defined limit on the capacity for creating or expanding children. Clients that support thin provisioning should not use `SpaceLimit` when `SpaceLimitDetermination` is set to 4 (Limitless). But for compatibility with clients that do not support this profile, the instrumentation should use a heuristic to set `SpaceLimit` (and to values returned from `GetAvailableSizes` and `GetAvailableSizeRanges`) to a reasonable value. One possible heuristic is to set `SpaceLimit` to the value of the largest volume supported by the implementation (e.g., 2 terabytes if the implementation does not support SCSI sixteen byte CDBs).

If `SpaceLimitDetermination` is null or undefined, clients should treat the pools as if `SpaceLimitDetermination` was 2 (Allocated).

30.1.3.3.2 Relationship to Pools From Volumes

Not defined in this standard.

30.1.3.4 Indications

30.1.3.4.1 Capacity Warning

This is an alert message indicating that the actual capacity of a volume or pool is nearing a limit (e.g., actual usage of containing pool is nearing `SpaceLimit`). The related standard message is

```
Thin provisioned <Volume or Pool> with identifier <Volume or Pool ID> capacity in
use nearing available limit.
```

30.1.3.4.2 Capacity Critical

This is an alert message indicating that the actual capacity of a volume or pool has reached a limit (e.g., actual usage of containing pool is equal to `SpaceLimit`). Write commands from hosts to the volume or pool are failing. The related standard message is

```
Thin provisioned <Volume or Pool> with identifier <Volume or Pool ID> capacity in
use exceeded available limit.
```

30.1.3.4.3 Capacity Okay

This is an alert message indicating that the actual capacity of a volume or pool is no longer in a capacity warning or critical state. The related standard message is

```
Thin provisioned <Volume or Pool> with identifier <Volume or Pool ID> capacity
condition cleared.
```

30.2 Health and Fault Management Consideration

Not defined in this standard.

30.3 Cascading Considerations

Not defined in this standard.

30.4 Supported Profiles, Subprofiles, and Packages

Table 676 describes the supported profiles for Thin Provisioning.

Table 676 - Supported Profiles for Thin Provisioning

Profile Name	Organization	Version	Requirement	Description
Job Control	SNIA	1.5.0	Optional	
Extent Composition	SNIA	1.6.0	Optional	

30.5 Methods of the Profile

This profile uses the same methods and approach to creating/modifying volumes and pools as Block Services, with additional properties used for active management of thin provisioned elements. The next few sections provides details of how these properties are used.

30.5.1 StoragePool GetSupportedSizes() and GetSupportedSizeRanges()

When a client invokes GetSupportedSizes() or GetSupportedSizeRanges() with ElementType set to 5 (Thin Provisioned Volume) or 6 (Thin Provisioning Logical Disk), the instrumentation shall return size information relative to the value of SpaceLimitDetermination for the related pools.

- For pools with SpaceLimitDetermination of 2 (Allocated), the instrumentation shall return sizes using the same approach for fully provisioned volumes as described in Clause 5: Block Services Package.
- For pools with SpaceLimitDetermination set to 3 (Quota) or 4 (Limitless), the sizes returned should not exceed the value of SpaceLimit for pools supporting thin provisioning.

When a client invokes GetSupportedSizes() or GetSupportedSizeRanges() with ElementType set to 3 (Storage Volume) or 4 (Logical Disk),

- For pools with SpaceLimitDetermination of 3 (Quota) or 4 (Limitless), the provider shall return 3 (Invalid Element Type)

30.5.2 StorageSetting CreateSetting

When creating thinly provisioned StoragePools: ThinProvisionedPoolType shall be set to a value from SupportedStorageElementTypes in the parent pool's applicable StorageConfigurationCapabilities instance.

30.5.3 StorageConfigurationService CreateOrModifyStoragePool()

CreateOrModifyStoragePool is used to create a thinly provisioned pool. The ElementType parameter (e.g., ThinlyProvisionedAllocatedStoragePool) shall be included in SupportedStorageElementTypes in the StorageConfigurationCapabilities instances applicable to the pool specified in the InPools parameter.

NOTE CreateOrModifyStoragePool also supports pool creation using InExtents, instead of InPools.

30.5.4 StorageConfigurationService CreateOrModifyElementFromElements()

CreateOrModifyElementFromElements may be used to create a pool from extents

To create a thinly-provisioned pool, the ElementType shall be ThinlyProvisionedAllocatedStoragePool, ThinlyProvisionedQuotaStoragePool, or ThinlyProvisionedLimitlessStoragePool.

The size parameter is ignored if `ElementType` is `ThinlyProvisionedAllocatedStoragePool`. In this case, the size is set by the block server based on the capacity of the extents allocated to the pool

30.5.5 StorageConfigurationService CreateOrModifyElementFromStoragePool()

`CreateOrModifyElementFromStoragePool` is used to create a `StorageVolume` or `LogicalDisk`. The size parameter holds the desired nominal size. The `ElementType` parameter shall be `ThinlyProvisionedStorageVolume` or `ThinlyProvisionedLogicalDisk`.

See 30.6 Client Considerations and Recipes for examples using these methods.

30.6 Client Considerations and Recipes

30.6.1 Create a Pool from a Parent Pool

Creating a thin provisioned pool follows the same approach as creating fully provisioned pool with the changes in step 1 below. Assume the client wishes to create a pool using the Allocated approach to space determination

- 1) find a parent pool associated to a `StorageConfigurationCapabilities` instance where `SupportedStorageElementTypes` includes `ThinlyProvisionedAllocatedStoragePool`
- 2) create a (or locate an existing usable) `StorageSetting` instance
- 3) Call `CreateOrModifyStoragePool`
 - the `StorageSetting` as the Goal Parameter
 - the appropriate parent pool as the `PoolToDrawFrom`,
 - the size parameter is set to the client's requested size
 - `ElementType` is `ThinlyProvisionedAllocatedStoragePool`

NOTE If the client sets `SpaceLimitDetermination` to `Quota`, the `Size` parameter becomes the value of `SpaceLimit` in the created pool.

```
// DESCRIPTION
// The goal of this recipe is to create a thin provisioned pool
//
// PRE-EXISTING CONDITIONS AND ASSUMPTION
// 1. A reference to a CIM_ComputerSystem storage array is previously
//    defined in the $BlockServer-> variable
// 2. #PoolSize is set to the size for the new Storage Pool in bytes
// 3. #StorageElementClass is set to the class name of the element being created
//    like CIM_StorageVolume or CIM_LogicalDisk.
// 4. #ElementType is set to the element to created:
//    ThinlyProvisionedAllocatedStoragePool

// Step 1. Get the configuration services and determine the service
// capabilities. Note that the device may not support storage
// configuration so it is possible that the service is not present and
// the desired management cannot be performed.

try {
    $Services->[] = AssociatorNames($BlockServer->
```

Thin Provisioning Profile

```
"CIM_HostedService",
"CIM_StorageConfigurationService",
null,
null)

// StorageConfigurationService and HostedService may not be implemented
// in the SMI Agent.
if ($Services->[] == null) {
    <ERROR! Storage Configuration is not supported.>
}
} catch (CIMException $Exception) {
    // StorageConfigurationService and/or HostedService may not be included in
    // the model implemented at all if Storage Configuration is not supported.
    if ($Exception.CIMStatusCode == "CIM_ERR_INVALID_PARAMETER") {
        <ERROR! Storage Configuration is not supported.>
    }
}

// There should be only one storage configuration service
// associated with the system
$StorageConfigurationService-> = $Services->[0]

// See if the service supports thin provisioned pool creation
// There should be zero or only one StorageConfigurationCapabilities instance
$ServiceCapabilities[] = Associators(
    $StorageConfigurationService->,
    "CIM_ElementCapabilities",
    "SNIA_StorageConfigurationCapabilities",
    null, null, false, false, null)

if ($ServiceCapabilities[] == null ||
    $ServiceCapabilities[].length == 0) {
    <ERROR! Creation of thin provisioned pools not supported>
}

if (contains(2, // Storage Pool Creation
    $ServiceCapabilities[0].SupportedSynchronousActions[])
    || contains(2, // Storage Pool Creation
    $ServiceCapabilities[0].SupportedAsynchronousActions[]))
{
    #SupportsPoolCreation = true
}

if (contains(
    2, // Storage Pool Creation
    $ServiceCapabilities[0].SupportedAsynchronousActions[]))
{
```

Thin Provisioning Profile

```
#PoolCreationProducesJob = true
}

if (contains(7, // 7 = ThinlyProvisionedAllocatedStoragePool
  $ServiceCapabilities[0].SupportedStorageElementTypes[]))
{
  #SupportsThinPoolCreation = true
}

// Return if thin provisioned pools cannot be created
if ((#SupportesPoolCreation == false) &&
  (#SupportsThinPoolCreation == false)) {
  <ERROR! Creation of thin provisioned pools not supported>
}
$StorageCapabilitiesOffered = $ServiceCapabilities[0]

// Step 2. Enumerate over the CIM_HostedStoragePool associations to find
// a StoragePool from which thin provisioned storage pools might be created.

$PoolToDrawFrom-> = null

// Find the associated StoragePools
$StoragePools[] = Associators(
  $BlockServer->,
  "CIM_HostedStoragePool",
  "CIM_StoragePool",
  null, null, false, false, null)

for #i in $StoragePools[]
{
  // Step 3. For each StoragePool, follow the CIM_ElementCapabilities
  // association to the StorageCapabilities of that pool. Compare the
  // StorageCapabilities to the desired StorageSetting and find the
  // best match.

  // See if this pool has its own StorageConfigurationCapabilities.
  $PoolServiceCapabilities[] = Associators(
    $StoragePools[#i].getObjectPath(),
    "CIM_ElementCapabilities",
    "SNIA_StorageConfigurationCapabilities",
    null, null, false, false, null)

  if( $PoolServiceCapabilities[] != null ) {
    // see if there is a capability for this pool to create the proper pool
    for #c in $PoolServiceCapabilities[]
    {
      if ( contains(2, // Storage Pool Creation
```

Thin Provisioning Profile

```
        $PoolServiceCapabilities[#c].SupportedSynchronousActions[])
    || contains(2, // Storage Pool Creation
        $PoolServiceCapabilities[#c].SupportedAsynchronousActions[]))
{
    #Pool_SupportsPoolCreation = true
}
if (contains(2, // Storage Pool Creation
    $PoolServiceCapabilities[#c].SupportedAsynchronousActions[]))
{
    #Pool_PoolCreationProducesJob = true
}
#Pool_SupportsThinPoolCreation = contains(
    7, // 7 = ThinlyProvisionedAllocatedStoragePool
    $PoolServiceCapabilities[0].SupportedStorageElementTypes[])

if (#Pool_SupportsPoolCreation == true &&
    #Pool_SupportsThinPoolCreation == true) {
    #SupportsPoolCreation = true
    #SupportsThinPoolCreation = true
    $StorageCapabilitiesOffered = $PoolServiceCapabilities[#c]
    break;
}
}
} // end of if( $PoolServiceCapabilities[] != null )

if($StorageCapabilitiesOffered != null) {

    $PoolToDrawFrom-> = $StoragePool[#i].getObjectPath()

    // Step 4. Determine if the selected pool has enough space for
    // another pool.
    // If the block server supports hints, then the Storage Setting returned
    // will contain default hints

    // Create a setting
    %InArguments["SettingType"] = 3 // Goal
    #ReturnValue = InvokeMethod(
        $StorageCapabilitiesOffered.getObjectPath(),
        "CreateSetting",
        %InArguments,
        %OutArguments)

    if ((#ReturnValue != 0) || (%OutArguments["NewSetting"] == null))
    {
        <ERROR! Unable to create storage setting >
    }
}
```

Thin Provisioning Profile

```
$GeneratedStorageSetting-> = %OutArguments["NewSetting"]

// Determine the possible size, closest to the requested size
#PossibleSize = &Block_Services_PoolSizeAvailable(
    $PoolToDrawFrom->,
    $GeneratedStorageSetting->,
    #RequestedSize,
    #ElementType)

if(0 != #PossibleSize) // we found a size close to #RequestedSize
{
    break;
}
else
{
    // Causes an error to be returned if there are no more candidate Pools
    $PoolToDrawFrom-> = NULL;
}
}
} // for

if ($PoolToDrawFrom-> == NULL)
{
    <ERROR! Unable to find a suitable pool from which to create the storage element >
}

// Step 5. Register for indications on configuration jobs
if(#PoolCreationProducesJob == true)
{
    // `17' ("Completed") `2' ("OK")
    #Filter1 = "SELECT * FROM CIM_InstModification
        WHERE SourceInstance ISA CIM_ConcreteJob
            AND ANY SourceInstance.OperationalStatus[*] = 17
            AND ANY SourceInstance.OperationalStatus[*] = 2"
    @{Determine if Indications already exist or have to be created}
    &CreateIndication(#Filter1)

    // `17' ("Completed") `6' ("Error")
    #Filter2 = "SELECT * FROM CIM_InstModification
        WHERE SourceInstance ISA CIM_ConcreteJob
            AND ANY SourceInstance.OperationalStatus[*] = 17
            AND ANY SourceInstance.OperationalStatus[*] = 6 "
    @{Determine if Indications already exist or have to be created}
    &CreateIndication(#Filter2)
}

// Step 6. Create the Storage Pool
```

Thin Provisioning Profile

```
%InArguments["ElementName"] = NULL // we do not care what the name is
%InArguments["Goal"]        = $GeneratedStorageSetting->
%InArguments["Size"]        = #PossibleSize
%InArguments["InExtents"]   = null
%InArguments["Pool"]        = null
%InArguments["InPools"]     = $PoolToDrawFrom->

#ReturnValue = InvokeMethod(
    $StorageConfigurationService->,
    "CreateOrModifyStoragePool",
    %InArguments, %OutArguments)

if(#ReturnValue != 0 && #ReturnValue != 4096)
{
    // Storage Pool was not created
    <ERROR! Failed >
}

if(#PoolCreationProducesJob == true && $PoolCreationJob-> != null)
{
    $PoolCreationJob-> = %OutArguments["Job"]

    //Wait until the completion of the job
    // using $PoolCreationJob-> as a filter

    // Wait for indication from either filters defined in step 5
    // If the indication states the Job is 'Complete' and 'Error'
    // then exit with error: ERROR! Job did not complete successfully
}
else {
    $PoolToDrawFrom-> = %OutArguments["Pool"]
}

// Use the new pool
```

30.6.2 Create a Pool from Extents

This recipe is similar to the above except it uses `CreateOrModifyElementFromElement`.

`ElementType` is `ThinlyProvisionedAllocatedStoragePool`, `ThinlyProvisionedQuotaStoragePool`, and `ThinlyProvisionedLimitlessStoragePool`.

The size parameter is ignored if `ElementType` is `ThinlyProvisionedAllocatedStoragePool`. In this case, the size is set by the block server based on the capacity of the extents allocated to the pool.

30.6.3 Creating a Thinly Provisioned Volume

Creating a thin provisioned volume follows the same approach as creating fully provisioned volume with the following extra steps:

Thin Provisioning Profile

- 1) verify that the parent pool supports thin provisioned child volumes by verifying that `StorageConfigurationCapabilities.SupportedStorageElementTypes` includes `ThinlyProvisionedStorageVolume`
- 2) use `StorageConfigurationCapabilities.ThinProvisionedClientSettableReserve` to determine whether the client can specify an desired initial reserve
- 3) create a (or locate and existing usable) `StorageSetting` instance, set `ThinProvisionedInitialReserve` as needed
- 4) call `CreateOrModifyElementFromStoragePool` using
 - the `StorageSetting` as the `Goal`,
 - the appropriate parent pool as the `PoolToDrawFrom`,
 - the size parameter holds the nominal size,
 - `ElementType` is `ThinlyProvisionedStorageVolume`

```
// DESCRIPTION
// The goal of this recipe is to create a thin provisioned StorageVolume
//
// PRE-EXISTING CONDITIONS AND ASSUMPTION
// 1. A reference to a CIM_ComputerSystem storage array is previously
//    defined in the $BlockServer-> variable
// 2. #PossibleSize is set to the size for the new StorageVolume in bytes
// 3. #StorageElementClass is set to the class name of the element being created
//    like CIM_StorageVolume or CIM_LogicalDisk.
// 4. #ElementType is set to the element to created:
//    ThinlyProvisionedStorageVolume

// Step 1. Get the configuration services and determine the service
// capabilities. Note that the device may not support storage
// configuration so it is possible that the service is not present and
// the desired management cannot be performed.

try {
    $Services->[] = AssociatorNames($BlockServer->,
        "CIM_HostedService",
        "CIM_StorageConfigurationService",
        null,
        null)

    // StorageConfigurationService and HostedService may not be implemented
    // in the SMI Agent.
    if ($Services->[] == null) {
        <ERROR! Storage Configuration is not supported.>
    }
} catch (CIMException $Exception) {
    // StorageConfigurationService and/or HostedService may not be included in
```


Thin Provisioning Profile

```
// the model implemented at all if Storage Configuration is not supported.
if ($Exception.CIMStatusCode == "CIM_ERR_INVALID_PARAMETER") {
    <ERROR! Storage Configuration is not supported.>
}
}

// There should be only one storage configuration service
// associated with the system
$StorageConfigurationService-> = $Services->[0]

// See if the service supports thin provisioned pool creation
// There should be only one StorageConfigurationCapabilities instance
$ServiceCapabilities[] = Associators(
    $StorageConfigurationService->,
    "CIM_ElementCapabilities",
    "SNIA_StorageConfigurationCapabilities",
    null, null, false, false, null)

#SupportsElementCreationSync = contains(5, // Storage Element Creation
    $ServiceCapabilities[0].SupportedSynchronousActions[])
#SupportsElementCreationFeature = contains(3, // StorageElementCreation
    $ServiceCapabilities[0].SupportedStorageElementFeatures[])
#ElementCreationProducesJob = contains(5, // Storage Element Creation
    $ServiceCapabilities[0].SupportedAsynchronousActions[])
#SupportsThinPoolCreation = contains(5, // 5 = ThinlyProvisionedStorageVolume
    $ServiceCapabilities[0].SupportedStorageElementTypes[])

// If a storage element can not be created and that storage element is
// neither created synchronously or asynchronously, then fail the test
if (#SupportedElementCreationFeature == false ||
    (#SupportedElementCreationSync == false &&
    #ElementCreationProducesJob == false) ||
    #SupportsThinPoolCreation == false)
{
    <ERROR! Thin provisioned StorageElement creation is not supported.>
}
$StorageCapabilitiesOffered = $ServiceCapabilities[0]

// Step 2. Enumerate over the CIM_HostedStoragePool associations to find
// a StoragePool from which thin provisioned storage pools might be created.

$PoolToDrawFrom-> = null

// Find the associated StoragePools
$StoragePools[] = Associators(
    $BlockServer->,
    "CIM_HostedStoragePool",
```

Thin Provisioning Profile

```
"CIM_StoragePool",
null, null, false, false, null)

for #i in $StoragePools[]
{

    // Skip primordial pools
    if ($StoragePool[#i].Primordial == true)
    {
        <continue>
    }

    // Step 3. For each StoragePool, follow the CIM_ElementCapabilities
    // asociation to the StorageCapabilities of that pool. Compare the
    // StorageCapabilities to the desired StorageSetting and find the
    // best match.

    // See if this pool has its own StorageConfigurationCapabilities.
    $PoolServiceCapabilities[] = Associators(
        $StoragePools[#i].getObjectPath(),
        "CIM_ElementCapabilities",
        "SNIA_StorageConfigurationCapabilities",
        null, null, false, false, null)

    if( $PoolServiceCapabilities[] != null ) {
        for #c in $PoolServiceCapabilities[]
        {
            #SupportsElementCreationSync = contains(5, // Storage Element Creation
                $PoolServiceCapabilities[#c].SupportedSynchronousActions[])
            #SupportsElementCreationFeature = contains(3, // StorageElementCreation
                $PoolServiceCapabilities[#c].SupportedStorageElementFeatures[])
            #ElementCreationProducesJob = contains(5, // Storage Element Creation
                $PoolServiceCapabilities[#c].SupportedAsynchronousActions[])
            #SupportsThinPoolCreation = contains(5, // 5 =
                ThinlyProvisionedStorageVolume
                $PoolServiceCapabilities[#c].SupportedStorageElementTypes[])

            // If a storage element can not be created and that storage element is
            // neither created synchronously or asynchronously, then skip this capability
            if (#SupportedElementCreationFeature == false ||
                (#SupportedElementCreationSync == false &&
                #ElementCreationProducesJob == false) ||
                #SupportsThinPoolCreation == false)
            {
                <continue>
            }
        }
        else {
            $StorageCapabilitiesOffered = $ServiceCapabilities[0]
        }
    }
}
}
```

Thin Provisioning Profile

```
    }
  }
} // end of if( $PoolServiceCapabilities[]-> != null )

$PoolToDrawFrom-> = $StoragePool[#i].getObjectPath()

// Step 4. Register for indications on configuration jobs
if(#SupportedElementProducesJob == true)
{
  // `17' ("Completed") `2' ("OK")
  #Filter1 = "SELECT * FROM CIM_InstModification
            WHERE SourceInstance ISA CIM_ConcreteJob
               AND ANY SourceInstance.OperationalStatus[*] = 17
               AND ANY SourceInstance.OperationalStatus[*] = 2"
  @{Determine if Indications already exist or have to be created}
  &CreateIndication(#Filter1)

  // `17' ("Completed") `6' ("Error")
  #Filter2 = "SELECT * FROM CIM_InstModification
            WHERE SourceInstance ISA CIM_ConcreteJob
               AND ANY SourceInstance.OperationalStatus[*] = 17
               AND ANY SourceInstance.OperationalStatus[*] = 6 "
  @{Determine if Indications already exist or have to be created}
  &CreateIndication(#Filter2)
}

// Step 5. Create Storage Element.
%InArguments["SettingType"] = 3 // "Goal"
#ReturnValue = InvokeMethod(
    $StorageCapabilitiesOffered.getObjectPath(),
    "CreateSetting",
    %InArguments,
    %OutArguments)
if (#ReturnValue != 0)
{
  <ERROR! Unable to create storage setting >
}
$GeneratedStorageSetting-> = %OutArguments["NewSetting"]

%InArguments["ElementName"] = NULL
%InArguments["ElementType"] = #ElementType
%InArguments["Goal"]         = $GeneratedStorageSetting->
%InArguments["Size"]         = #PossibleSize
%InArguments["InPool"]       = $PoolToDrawFrom->
%InArguments["TheElement"]   = null

#ReturnValue = InvokeMethod(
```

Thin Provisioning Profile

```
$StorageConfigurationService->,
"CreateOrModifyElementFromStoragePool",
%InArguments, %OutArguments)

if(#ReturnValue != 0 || #ReturnValue != 4096)
{ // Method did not succeeded or succeeded but did not create a job
  <ERROR! Failed >
}
else if(#ReturnValue == 0 ||
  (#ReturnValue == 4096 && %OutArguments["TheElement"] != null))
{
  $CreatedElement-> = %OutArguments["TheElement"]
}
else // a Job was created and TheElement is null
{
  // Wait for indication from either filters defined in step 4
  // If the indication states the Job is 'Complete' and 'Error'
  // then exit with error
  // ERROR! Job did not complete successfully

  // Once the 'Job' has completed successfully, then
  // follow the AffectedJobElement association from the 'Job' to
  // retrieve the storage element that was created.

  $CreateElements[] = Associators(
    $Job->, // Object Name coersed from %OutArguments["Job"]
    "CIM_AffectedJobElement",
    #StorageElementClass,
    null, null, false, false, null)

  // Only one storage element will be created,
  $CreatedElement-> = $CreatedElement[0].getObjectPath()
}
}
```

30.6.4 Capacity Properties for Fully-provisioned RAID1 Volume

Figure 165 demonstrates two approaches for setting capacity properties. In one approach, the capacity due to redundancy on RAID is included in the concrete pool; in the other approach, the capacity in the concrete pool reflects the factoring out of the RAID overhead. In this array configuration, there is a primordial pool showing the capacity from two 502 block disks. (The disks are not modeled, a valid option in SMI-S.) Each disk has two blocks of metadata - yielding 2 * 500 usable blocks. The block server has assembled these two disks into a RAID1 set (represented by the Concrete pool)—a process which consumes four blocks for metadata. A single StorageVolume is allocated. This volume consumes 110 blocks. The SpaceConsumed value of 224 in the upper right reflects two times 110 (the nominal volume capacity times 2 for RAID1) plus four blocks metadata.

Note that Block Services allows an arbitrary number of concrete pools between the primordial pool and the pool from which the volume is allocated, so other sets of instances could also represent the same RAID1 configuration.

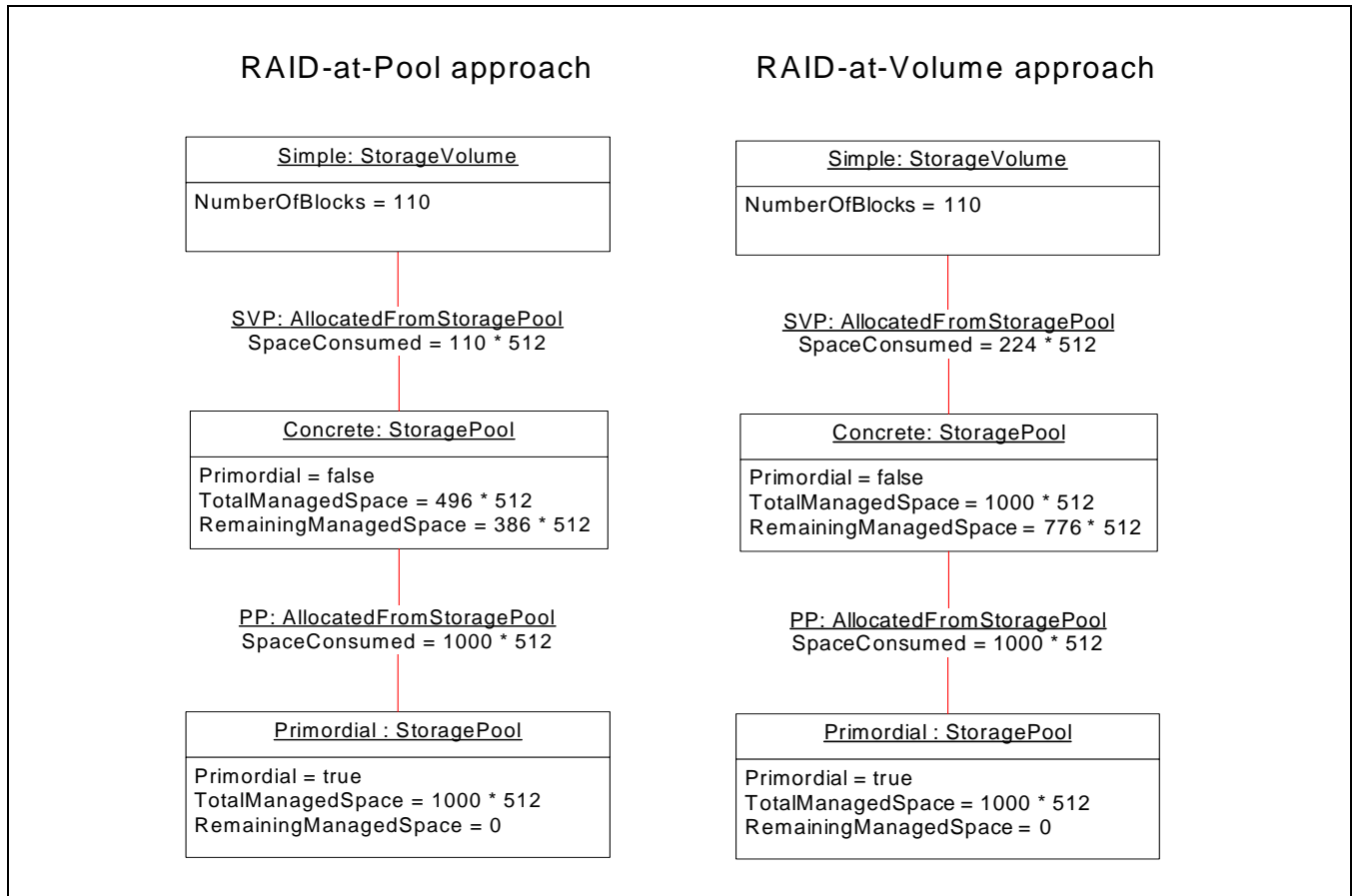


Figure 165 - RAID1 Capacity after Volume Creation

30.6.5 Capacity Properties for Thin Provisioning

Figure 166 builds on Figure 165, showing a newly created thinly provisioned volume with of 50 blocks consumed.

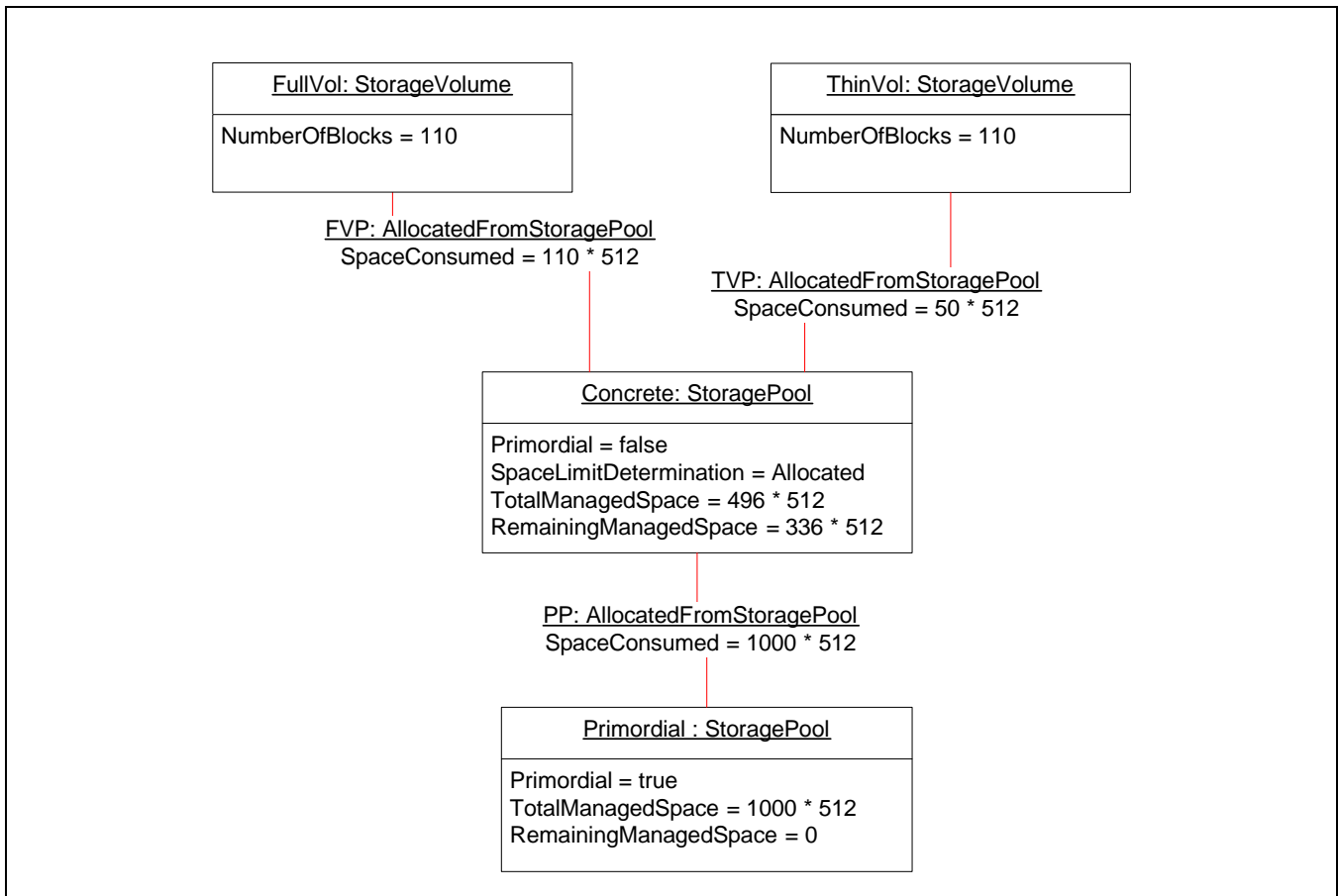


Figure 166 - RAID1 Capacity with Thin Volume and RAID-at-Pool Approach

Figure 167 adds the same thin volume, but uses the RAID-on-Volume approach.

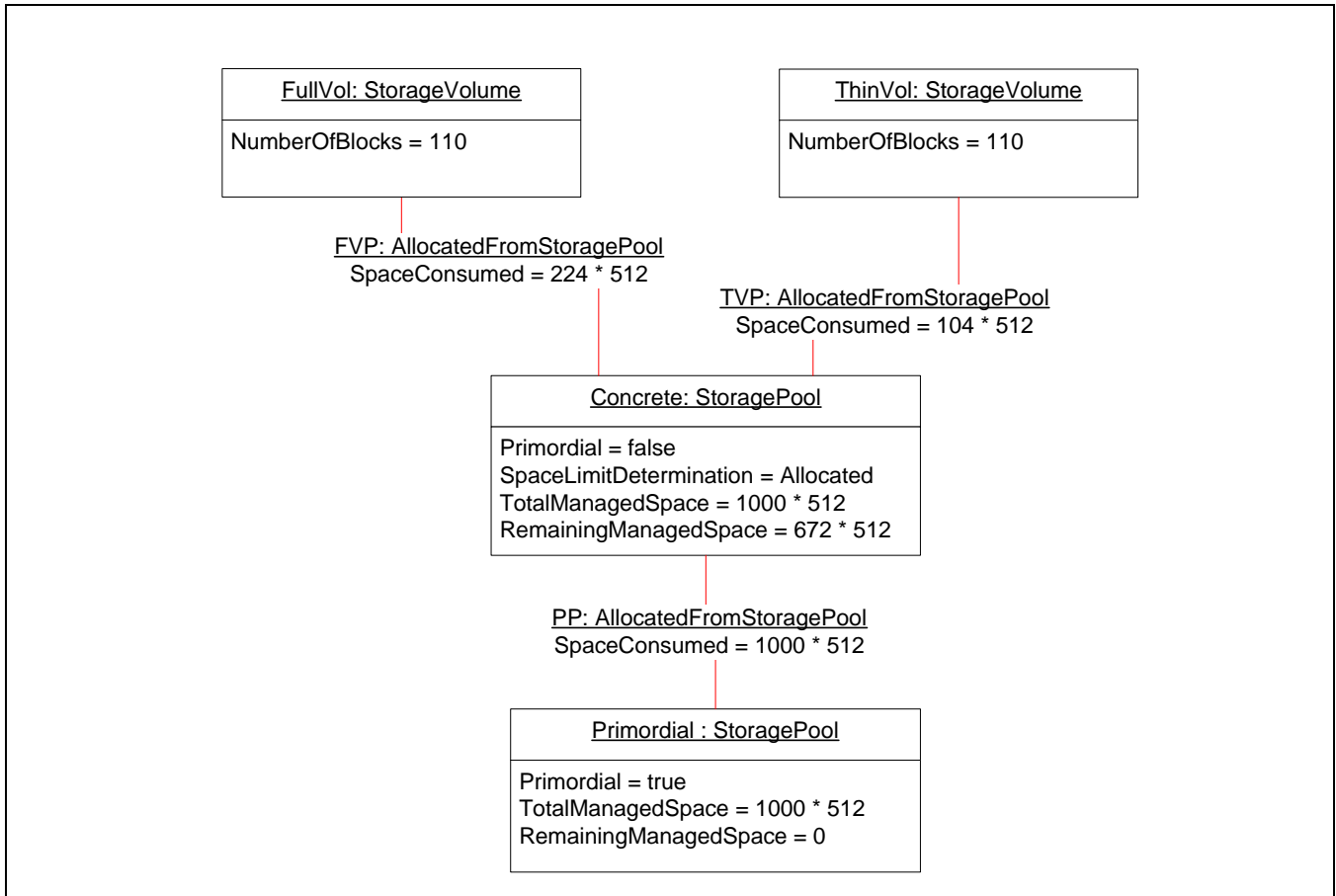


Figure 167 - RAID1 Capacity with Thin Volume and RAID-at-Volume Approach

30.7 Registered Name and Version

Thin Provisioning version 1.6.0 (Component Profile)

CIM Schema Version: 2.28

Specializes SNIA Block Services version 1.6.1

30.8 CIM Elements

Table 677 describes the CIM elements for Thin Provisioning.

Table 677 - CIM Elements for Thin Provisioning

Element Name	Requirement	Description
30.8.1 CIM_AllocatedFromStoragePool (Pool from Pool)	Mandatory	AllocatedFromStoragePool.
30.8.2 CIM_AllocatedFromStoragePool (Volume or LogicalDisk from Pool)	Conditional	Conditional requirement: Referenced from Array - StorageVolume is mandatory or Referenced from Storage Virtualizer - StorageVolume is mandatory or Referenced from Host Hardware RAID Controller - StorageVolume is mandatory. AllocatedFromStoragePool.

Table 677 - CIM Elements for Thin Provisioning

Element Name	Requirement	Description
30.8.3 CIM_ElementCapabilities (EnabledLogicalElementCapabilities to StorageVolume or LogicalDisk)	Optional	Expressed the ability for the element to be named or have its state changed.
30.8.4 CIM_ElementCapabilities (EnabledLogicalElementCapabilities to StoragePool)	Optional	Expressed the ability for the element to be named or have its state changed.
30.8.5 CIM_ElementCapabilities (ImplementationCapabilities to System)	Optional	Experimental. Associates the conformant Array ComputerSystem to the CIM_ImplementationCapabilities supported by the implementation.
30.8.6 CIM_ElementCapabilities (StorageCapabilities to StorageConfigurationService)	Optional	Associates StorageCapabilities with StorageConfigurationService. This StorageCapabilities shall represent the capabilities of the entire implementation.
30.8.7 CIM_ElementCapabilities (StorageCapabilities to StoragePool)	Mandatory	Associates StorageCapabilities with StoragePool. This StorageCapabilities shall represent the capabilities of the StoragePool to which it is associated.
30.8.8 CIM_ElementCapabilities (StorageConfigurationCapabilities to StorageConfigurationService)	Mandatory	Associates StorageConfigurationCapabilities with StorageConfigurationService.
30.8.9 CIM_ElementCapabilities (StorageConfigurationCapabilities to concrete StoragePool)	Optional	Associates StorageConfigurationCapabilities with StoragePool.
30.8.10 CIM_ElementCapabilities (StorageConfigurationCapabilities to primordial StoragePool)	Optional	Associates StorageConfigurationCapabilities with StoragePool.
30.8.11 CIM_ElementCapabilities (Used to declare the naming capabilities of the StoragePool)	Optional	Deprecated. Associates EnabledLogicalElementCapabilities with StorageConfigurationService.
30.8.12 CIM_ElementCapabilities (Used to declare the naming capabilities of the StorageVolume or LogicalDisk)	Optional	Associates EnabledLogicalElementCapabilities with StorageConfigurationService.
30.8.13 CIM_ElementSettingData	Mandatory	
30.8.14 CIM_EnabledLogicalElementCapabilities (For StorageConfigurationService)	Optional	Deprecated. This class is used to express the naming and possible requested state change possibilities for storage elements.
30.8.15 CIM_EnabledLogicalElementCapabilities (For StoragePool)	Optional	This class is used to express the naming and possible requested state change possibilities for storage pools.
30.8.16 CIM_FilterCollection (Block Services Predefined FilterCollection)	Conditional	Experimental. Conditional requirement: Required if the Experimental Indication Profile is supported and the SNIA_IndicationConfigurationCapabilities.SupportedFeatures='5' (Predefined Filter Collections). This is a collection of predefined IndicationFilters to which a client may subscribe.
30.8.17 CIM_FilterCollection (Block Services ProfileSpecificLifecycleIndicationFilterCollection)	Optional	Experimental. This is a collection of Lifecycle IndicationFilters defined by the Block Services Profile.
30.8.18 CIM_FilterCollection (Thin Provisioning Predefined FilterCollection)	Conditional	Experimental. Conditional requirement: Required if the Experimental Indication Profile is supported and the SNIA_IndicationConfigurationCapabilities.SupportedFeatures='5' (Predefined Filter Collections). This is a collection of predefined IndicationFilters to which a client may subscribe.

Table 677 - CIM Elements for Thin Provisioning

Element Name	Requirement	Description
30.8.19 CIM_FilterCollection (Thin Provisioning ProfileSpecificAlertIndicationFilterCollection)	Optional	Experimental. This is a collection of Lifecycle IndicationFilters defined by the Thin Provisioning Profile.
30.8.20 CIM_HostedCollection (Block Services to ProfileSpecificLifecycleIndicationFilterCollection)	Optional	Experimental.
30.8.21 CIM_HostedCollection (System to Thin Provisioning ProfileSpecificAlertIndicationFilterCollection)	Optional	Experimental.
30.8.22 CIM_HostedCollection (System to Thin Provisioning predefined IndicationFilters)	Conditional	Experimental. Conditional requirement: Required if the Experimental Indication Profile is supported and the SNIA_IndicationConfigurationCapabilities.SupportedFeatures='5' (Predefined Filter Collections).
30.8.23 CIM_HostedCollection (System to predefined IndicationFilters)	Conditional	Experimental. Conditional requirement: Required if the Experimental Indication Profile is supported and the SNIA_IndicationConfigurationCapabilities.SupportedFeatures='5' (Predefined Filter Collections).
30.8.24 CIM_HostedService	Conditional	Conditional requirement: Support for StorageConfigurationService.
30.8.25 CIM_HostedStoragePool	Mandatory	
30.8.26 CIM_ImplementationCapabilities (ImplementationCapabilities)	Optional	Experimental. The capabilities of the profile implementation.
30.8.27 CIM_IndicationFilter (Logical Disk Creation)	Conditional	Experimental. Conditional requirement: Required if the Experimental Indication Profile is supported and the SNIA_IndicationConfigurationCapabilities.SupportedFeatures='3' (Predefined Filters). This is the 'pre-defined' CIM_IndicationFilter instance for the addition of a new LogicalDisk instance.
30.8.28 CIM_IndicationFilter (Logical Disk Deletion)	Conditional	Experimental. Conditional requirement: Required if the Experimental Indication Profile is supported and the SNIA_IndicationConfigurationCapabilities.SupportedFeatures='3' (Predefined Filters). This is the 'pre-defined' CIM_IndicationFilter instance for the deletion of a LogicalDisk instance.
30.8.29 CIM_IndicationFilter (Logical Disk OperationalStatus)	Conditional	Experimental. Conditional requirement: Required if the Experimental Indication Profile is supported and the SNIA_IndicationConfigurationCapabilities.SupportedFeatures='3' (Predefined Filters). This is the 'pre-defined' CIM_IndicationFilter instance for changes in the OperationalStatus of LogicalDisk instances.
30.8.30 CIM_IndicationFilter (Storage Pool Creation)	Conditional	Experimental. Conditional requirement: Required if the Experimental Indication Profile is supported and the SNIA_IndicationConfigurationCapabilities.SupportedFeatures='3' (Predefined Filters). This is the 'pre-defined' CIM_IndicationFilter instance for the addition of a new StoragePool instance.
30.8.31 CIM_IndicationFilter (Storage Pool Deletion)	Conditional	Experimental. Conditional requirement: Required if the Experimental Indication Profile is supported and the SNIA_IndicationConfigurationCapabilities.SupportedFeatures='3' (Predefined Filters). This is the 'pre-defined' CIM_IndicationFilter instance for the deletion of a StoragePool instance.

Table 677 - CIM Elements for Thin Provisioning

Element Name	Requirement	Description
30.8.32 CIM_IndicationFilter (Storage Pool TotalManagedSpace)	Conditional	Experimental. Conditional requirement: Required if the Experimental Indication Profile is supported and the SNIA_IndicationConfigurationCapabilities.SupportedFeatures='3' (Predefined Filters). This is the 'pre-defined' CIM_IndicationFilter instance for changes in TotalManagedSpace for StoragePool instances.
30.8.33 CIM_IndicationFilter (Storage Volume Creation)	Conditional	Experimental. Conditional requirement: Required if the Experimental Indication Profile is supported and the SNIA_IndicationConfigurationCapabilities.SupportedFeatures='3' (Predefined Filters). This is the 'pre-defined' CIM_IndicationFilter instance for the addition of a new StorageVolume instance.
30.8.34 CIM_IndicationFilter (Storage Volume Deletion)	Conditional	Experimental. Conditional requirement: Required if the Experimental Indication Profile is supported and the SNIA_IndicationConfigurationCapabilities.SupportedFeatures='3' (Predefined Filters). This is the 'pre-defined' CIM_IndicationFilter instance for the deletion of a StorageVolume instance.
30.8.35 CIM_IndicationFilter (Storage Volume OperationalStatus)	Conditional	Experimental. Conditional requirement: Required if the Experimental Indication Profile is supported and the SNIA_IndicationConfigurationCapabilities.SupportedFeatures='3' (Predefined Filters). This is the 'pre-defined' CIM_IndicationFilter instance for changes in the OperationalStatus of StorageVolume instances.
30.8.36 CIM_IndicationFilter (Thin Provisioning Critical)	Conditional	Experimental. Conditional requirement: Required if the Experimental Indication Profile is supported and the SNIA_IndicationConfigurationCapabilities.SupportedFeatures='3' (Predefined Filters). This is the 'pre-defined' CIM_IndicationFilter instance for an alert when the Thin Provisioning critical threshold is reached.
30.8.37 CIM_IndicationFilter (Thin Provisioning Threshold Cleared)	Optional	Experimental. This is the 'pre-defined' CIM_IndicationFilter instance for an alert when a Thin Provisioning threshold has been cleared.
30.8.38 CIM_IndicationFilter (Thin Provisioning Warning)	Conditional	Experimental. Conditional requirement: Required if the Experimental Indication Profile is supported and the SNIA_IndicationConfigurationCapabilities.SupportedFeatures='3' (Predefined Filters). This is the 'pre-defined' CIM_IndicationFilter instance for an alert when the Thin Provisioning warning threshold is reached.
30.8.39 CIM_IndicationFilter (WQL Logical Disk OperationalStatus)	Conditional	Deprecated. Conditional requirement: Required if the Experimental Indication Profile is supported and the SNIA_IndicationConfigurationCapabilities.SupportedFeatures='3' (Predefined Filters). This is the 'pre-defined' WQL version of the CIM_IndicationFilter instance for changes in the OperationalStatus of LogicalDisk instances.
30.8.40 CIM_IndicationFilter (WQL Storage Volume OperationalStatus)	Conditional	Deprecated. Conditional requirement: Required if the Experimental Indication Profile is supported and the SNIA_IndicationConfigurationCapabilities.SupportedFeatures='3' (Predefined Filters). This is the 'pre-defined' WQL version of the CIM_IndicationFilter instance for changes in the OperationalStatus of StorageVolume instances.
30.8.41 CIM_LogicalDisk	Conditional	Conditional requirement: Referenced from Volume Management - LogicalDisk is mandatory. A LogicalDisk is allocated from a concrete StoragePool.

Table 677 - CIM Elements for Thin Provisioning

Element Name	Requirement	Description
30.8.42 CIM_MemberOfCollection (Block Services Filter Collection to FilterCollection)	Conditional	Experimental. Conditional requirement: Required if the Experimental Indication Profile is supported and the SNIA_IndicationConfigurationCapabilities.SupportedFeatures='5' (Predefined Filter Collections). This associates the Block Services predefined FilterCollection to the FilterCollection for the autonomous profile (e.g., the Array FilterCollection).
30.8.43 CIM_MemberOfCollection (Block Services ProfileSpecificLifecycleIndicationFilterCollection to Block Services Filters)	Optional	Experimental. This associates the Block Services ProfileSpecificLifecycleIndicationFilterCollection to the Filters defined by the Block Services Profile.
30.8.44 CIM_MemberOfCollection (Predefined Filter Collection to Block Services Filters)	Conditional	Experimental. Conditional requirement: Required if the Experimental Indication Profile is supported and the SNIA_IndicationConfigurationCapabilities.SupportedFeatures='5' (Predefined Filter Collections). This associates the Block Services predefined FilterCollection to the predefined Filters supported by the implementation.
30.8.45 CIM_MemberOfCollection (Predefined Filter Collection to Thin Provisioning Filters)	Conditional	Experimental. Conditional requirement: Required if the Experimental Indication Profile is supported and the SNIA_IndicationConfigurationCapabilities.SupportedFeatures='5' (Predefined Filter Collections). This associates the Thin Provisioning predefined FilterCollection to the predefined Filters supported by the implementation.
30.8.46 CIM_MemberOfCollection (Thin Provisioning Filter Collection to FilterCollection)	Conditional	Experimental. Conditional requirement: Required if the Experimental Indication Profile is supported and the SNIA_IndicationConfigurationCapabilities.SupportedFeatures='5' (Predefined Filter Collections). This associates the Thin Provisioning predefined FilterCollection to the FilterCollection for the autonomous profile (e.g., the Array FilterCollection).
30.8.47 CIM_MemberOfCollection (Thin Provisioning ProfileSpecificAlertIndicationFilterCollection to Thin Provisioning Filters)	Optional	Experimental. This associates the Thin Provisioning ProfileSpecificAlertIndicationFilterCollection to the Filters defined by the Thin Provisioning Profile.
30.8.48 CIM_OwningJobElement	Conditional	Conditional requirement: Support for Job Control profile.
30.8.49 CIM_StorageCapabilities	Mandatory	
30.8.50 CIM_StorageConfigurationCapabilities (Concrete)	Conditional	Conditional requirement: Support for the Storage Relocation profile. StorageConfigurationCapabilities as defined in Block Services, with the addition of SupportedStorageElementTypes for thin pools and volumes.
30.8.51 CIM_StorageConfigurationCapabilities (Global)	Conditional	Conditional requirement: Support for StorageConfigurationService. StorageConfigurationCapabilities as defined in Block Services, with the addition of SupportedStorageElementTypes for thin pools and volumes.
30.8.52 CIM_StorageConfigurationCapabilities (Primordial)	Conditional	Conditional requirement: Support for the Storage Relocation profile. StorageConfigurationCapabilities as defined in Block Services, with the addition of SupportedStorageElementTypes for thin pools and volumes.
30.8.53 CIM_StorageConfigurationService	Mandatory	StorageConfigurationService as defined in Block Services, adding thin provisioning values to the ElementType parameter.

Table 677 - CIM Elements for Thin Provisioning

Element Name	Requirement	Description
30.8.54 CIM_StoragePool (Concrete)	Mandatory	Concrete StoragePool as defined in Block Services with the addition of SpaceLimit, SpaceLimitDetermination, and ThinProvisionMetaDataSpace.
30.8.55 CIM_StoragePool (Empty)	Optional	Empty StoragePool as defined in Block Services with the addition of SpaceLimit, SpaceLimitDetermination, and ThinProvisionMetaDataSpace.
30.8.56 CIM_StoragePool (Primordial)	Mandatory	Primordial StoragePool as defined in Block Services with the addition of SpaceLimit, SpaceLimitDetermination, and ThinProvisionMetaDataSpace.
30.8.57 CIM_StorageSetting	Mandatory	StorageSetting as defined in Block Services with the addition of Thin Provisioning properties.
30.8.58 CIM_StorageSettingWithHints	Optional	
30.8.59 CIM_StorageSettingsAssociatedToCapabilities	Optional	This class associates the StorageCapabilities with the preset setting. Any StorageSetting instance associated with this association shall work, unmodified, to create a storage element. The preset settings should not change overtime and represent possible settings for storage elements are set of design time rather than runtime. All StorageSetting instances linked with this association shall have a ChangeableType of "0" ("Fixed - Not Changeable").
30.8.60 CIM_StorageSettingsGeneratedFromCapabilities	Conditional	Conditional requirement: Support for StorageConfigurationService. This class associates the StorageCapabilities with the StorageSetting generated from it via the CreateSetting method. StorageSettings instances generated in this manner, as identified with this association, may be removed from the model at any time by the implementation if the ChangeableType of the associated setting is set to "2" ("Changeable - Transient"). All StorageSettings associated with this class shall be changeable, ChangeableType is "2" or "3". Some implementations may permit the modification of the ChangeableType property itself on StorageSetting instances associated via this class. Provided this is allowed, a client may change the ChangeableType to "3" ("Changeable - Persistent") to have this setting retained either after generation of the instance or after its modification by the client. The DefaultSetting property of the StorageSetting instances linked with this association is meaningless.
30.8.61 CIM_StorageVolume	Conditional	Conditional requirement: Referenced from Array - StorageVolume is mandatory or Referenced from Storage Virtualizer - StorageVolume is mandatory or Referenced from Host Hardware RAID Controller - StorageVolume is mandatory. Representation of a virtual disk (for SCSI, a logical unit). A StorageVolume is allocated from a concrete StoragePool. See the "Standard Formats for Logical Unit Names" section in the Storage Management Technical Specification, Part 1 Common Architecture for details on how to set Name, NameFormat, and NameNamespace properties.
30.8.62 CIM_SystemDevice (System to StorageVolume or LogicalDisk)	Mandatory	Associates top level system from Array, Virtualizer, ... to StorageVolume or LogicalDisk.

Table 677 - CIM Elements for Thin Provisioning

Element Name	Requirement	Description
SELECT * FROM CIM_InstCreation WHERE SourceInstance ISA CIM_StoragePool	Mandatory	Creation/Deletion of StoragePool. See section <i>Storage Management Technical Specification, Part 4 Block Devices, 1.6.1 Rev 6 5.8.26</i> CIM_IndicationFilter (Storage Pool Creation).
SELECT * FROM CIM_InstDeletion WHERE SourceInstance ISA CIM_StoragePool	Mandatory	Deletion of StoragePool. See section <i>Storage Management Technical Specification, Part 4 Block Devices, 1.6.1 Rev 6 5.8.27</i> CIM_IndicationFilter (Storage Pool Deletion).
SELECT * FROM CIM_InstCreation WHERE SourceInstance ISA CIM_StorageVolume	Conditional	Conditional requirement: Referenced from Array - StorageVolume is mandatory or Referenced from Storage Virtualizer - StorageVolume is mandatory or Referenced from Host Hardware RAID Controller - StorageVolume is mandatory. Creation of StorageVolume, if the StorageVolume storage element is implemented. See section <i>Storage Management Technical Specification, Part 4 Block Devices, 1.6.1 Rev 6 5.8.29</i> CIM_IndicationFilter (Storage Volume Creation).
SELECT * FROM CIM_InstDeletion WHERE SourceInstance ISA CIM_StorageVolume	Conditional	Conditional requirement: Referenced from Array - StorageVolume is mandatory or Referenced from Storage Virtualizer - StorageVolume is mandatory or Referenced from Host Hardware RAID Controller - StorageVolume is mandatory. Deletion of StorageVolume, if the StorageVolume storage element is implemented. See section <i>Storage Management Technical Specification, Part 4 Block Devices, 1.6.1 Rev 6 5.8.30</i> CIM_IndicationFilter (Storage Volume Deletion).
SELECT * FROM CIM_InstModification WHERE SourceInstance ISA CIM_StorageVolume AND SourceInstance.OperationalStatus <> PreviousInstance.OperationalStatus	Conditional	Conditional requirement: Referenced from Array - StorageVolume is mandatory or Referenced from Storage Virtualizer - StorageVolume is mandatory or Referenced from Host Hardware RAID Controller - StorageVolume is mandatory. Deprecated WQL -Change of status of a Storage Volume, if Storage Volume is implemented. See section <i>Storage Management Technical Specification, Part 4 Block Devices, 1.6.1 Rev 6 5.8.33</i> CIM_IndicationFilter (WQL Storage Volume OperationalStatus).
SELECT * FROM CIM_InstModification WHERE SourceInstance ISA CIM_StorageVolume AND SourceInstance.CIM_StorageVolume::OperationalStatus <> PreviousInstance.CIM_StorageVolume::OperationalStatus	Conditional	Conditional requirement: Referenced from Array - StorageVolume is mandatory or Referenced from Storage Virtualizer - StorageVolume is mandatory or Referenced from Host Hardware RAID Controller - StorageVolume is mandatory. CQL -Change of status of a Storage Volume, if Storage Volume is implemented. See section <i>Storage Management Technical Specification, Part 4 Block Devices, 1.6.1 Rev 6 5.8.31</i> CIM_IndicationFilter (Storage Volume OperationalStatus).
SELECT * FROM CIM_InstCreation WHERE SourceInstance ISA CIM_LogicalDisk	Conditional	Conditional requirement: Referenced from Volume Management - LogicalDisk is mandatory. Creation of LogicalDisk, if the LogicalDisk storage element is implemented. See section <i>Storage Management Technical Specification, Part 4 Block Devices, 1.6.1 Rev 6 5.8.23</i> CIM_IndicationFilter (Logical Disk Creation).

Table 677 - CIM Elements for Thin Provisioning

Element Name	Requirement	Description
SELECT * FROM CIM_InstDeletion WHERE SourceInstance ISA CIM_LogicalDisk	Conditional	Conditional requirement: Referenced from Volume Management - LogicalDisk is mandatory. Deletion of LogicalDisk, if the LogicalDisk storage element is implemented. See section <i>Storage Management Technical Specification, Part 4 Block Devices, 1.6.1 Rev 6 5.8.24</i> CIM_IndicationFilter (Logical Disk Deletion).
SELECT * FROM CIM_InstModification WHERE SourceInstance ISA CIM_LogicalDisk AND SourceInstance.OperationalStatus <> PreviousInstance.OperationalStatus	Conditional	Conditional requirement: Referenced from Volume Management - LogicalDisk is mandatory. Deprecated WQL -Change of status of LogicalDisk, if LogicalDisk is implemented. See section <i>Storage Management Technical Specification, Part 4 Block Devices, 1.6.1 Rev 6 5.8.32</i> CIM_IndicationFilter (WQL Logical Disk OperationalStatus).
SELECT * FROM CIM_InstModification WHERE SourceInstance ISA CIM_LogicalDisk AND SourceInstance.CIM_LogicalDisk::OperationalStatus <> PreviousInstance.CIM_LogicalDisk::OperationalStatus	Conditional	Conditional requirement: Referenced from Volume Management - LogicalDisk is mandatory. CQL -Change of status of LogicalDisk, if LogicalDisk is implemented. See section <i>Storage Management Technical Specification, Part 4 Block Devices, 1.6.1 Rev 6 5.8.25</i> CIM_IndicationFilter (Logical Disk OperationalStatus).
SELECT * FROM CIM_InstModification WHERE SourceInstance ISA CIM_StoragePool AND SourceInstance.CIM_StoragePool::TotalManagedSpace <> PreviousInstance.CIM_StoragePool::TotalManagedSpace	Mandatory	CQL -Change of TotalManagedSpace. See section <i>Storage Management Technical Specification, Part 4 Block Devices, 1.6.1 Rev 6 5.8.28</i> CIM_IndicationFilter (Storage Pool TotalManagedSpace).
SELECT * FROM CIM_AlertIndication WHERE OwningEntity='SNIA' and MessageID='DRM28'	Mandatory	Indication that capacity is running low. See 30.1.3.4.1 Capacity Warning.
SELECT * FROM CIM_AlertIndication WHERE OwningEntity='SNIA' and MessageID='DRM29'	Mandatory	Indication that capacity is has run out. See 30.1.3.4.2 Capacity Critical.
SELECT * FROM CIM_AlertIndication WHERE OwningEntity='SNIA' and MessageID='DRM30'	Optional	Indication that capacity condition has been cleared. See 30.1.3.4.3 Capacity Okay.

30.8.1 CIM_AllocatedFromStoragePool (Pool from Pool)

Created By: Static

Modified By: Static

Deleted By: Static

Requirement: Mandatory

Table 678 describes class CIM_AllocatedFromStoragePool (Pool from Pool).

Table 678 - SMI Referenced Properties/Methods for CIM_AllocatedFromStoragePool (Pool from Pool)

Properties	Flags	Requirement	Description & Notes
SpaceConsumed		Mandatory	
Antecedent		Mandatory	Antecedent references the parent pool from which the dependent pool is allocated.
Dependent		Mandatory	

30.8.2 CIM_AllocatedFromStoragePool (Volume or LogicalDisk from Pool)

Created By: Static

Modified By: Static

Deleted By: Static

Requirement: Referenced from Array - StorageVolume is mandatory or Referenced from Storage Virtualizer - StorageVolume is mandatory or Referenced from Host Hardware RAID Controller - StorageVolume is mandatory.

Table 679 describes class CIM_AllocatedFromStoragePool (Volume or LogicalDisk from Pool).

Table 679 - SMI Referenced Properties/Methods for CIM_AllocatedFromStoragePool (Volume or LogicalDisk from Pool)

Properties	Flags	Requirement	Description & Notes
SpaceConsumed		Mandatory	
Antecedent		Mandatory	
Dependent		Mandatory	

30.8.3 CIM_ElementCapabilities (EnabledLogicalElementCapabilities to StorageVolume or LogicalDisk)

Created By: Static

Modified By: Static

Deleted By: Static

Requirement: Optional

Table 680 describes class CIM_ElementCapabilities (EnabledLogicalElementCapabilities to StorageVolume or LogicalDisk).

Table 680 - SMI Referenced Properties/Methods for CIM_ElementCapabilities (EnabledLogicalElementCapabilities to StorageVolume or LogicalDisk)

Properties	Flags	Requirement	Description & Notes
Capabilities		Mandatory	The capabilities object associated with the element.
ManagedElement		Mandatory	A Storage Volume or Logical Disk.

30.8.4 CIM_ElementCapabilities (EnabledLogicalElementCapabilities to StoragePool)

Created By: Static

Modified By: Static

Deleted By: Static

Requirement: Optional

Table 681 describes class CIM_ElementCapabilities (EnabledLogicalElementCapabilities to StoragePool).

Table 681 - SMI Referenced Properties/Methods for CIM_ElementCapabilities (EnabledLogicalElementCapabilities to StoragePool)

Properties	Flags	Requirement	Description & Notes
Capabilities		Mandatory	The capabilities object (CIM_EnabledLogicalElementCapabilities) with an ElementName of "StoragePool Enabled Capabilities" that is associated with a storage pool.
ManagedElement		Mandatory	A reference to an instance of a StoragePool.

30.8.5 CIM_ElementCapabilities (ImplementationCapabilities to System)

Experimental. Associates the conformant Array ComputerSystem to the CIM_ImplementationCapabilities supported by the implementation.

Created By: Static

Modified By: Static

Deleted By: Static

Requirement: Optional

Table 682 describes class CIM_ElementCapabilities (ImplementationCapabilities to System).

Table 682 - SMI Referenced Properties/Methods for CIM_ElementCapabilities (ImplementationCapabilities to System)

Properties	Flags	Requirement	Description & Notes
Capabilities		Mandatory	The ImplementationCapabilities.
ManagedElement		Mandatory	The conformant Array ComputerSystem that has ImplementationCapabilities.

30.8.6 CIM_ElementCapabilities (StorageCapabilities to StorageConfigurationService)

Created By: Static

Modified By: Static

Deleted By: Static

Requirement: Optional

Table 683 describes class CIM_ElementCapabilities (StorageCapabilities to StorageConfigurationService).

Table 683 - SMI Referenced Properties/Methods for CIM_ElementCapabilities (StorageCapabilities to StorageConfigurationService)

Properties	Flags	Requirement	Description & Notes
Capabilities		Mandatory	The capabilities object associated with the element.
ManagedElement		Mandatory	The managed element.

30.8.7 CIM_ElementCapabilities (StorageCapabilities to StoragePool)

Created By: Static
 Modified By: Static
 Deleted By: Static
 Requirement: Mandatory

Table 684 describes class CIM_ElementCapabilities (StorageCapabilities to StoragePool).

Table 684 - SMI Referenced Properties/Methods for CIM_ElementCapabilities (StorageCapabilities to StoragePool)

Properties	Flags	Requirement	Description & Notes
Capabilities		Mandatory	The capabilities object associated with the element.
ManagedElement		Mandatory	The managed element.

30.8.8 CIM_ElementCapabilities (StorageConfigurationCapabilities to StorageConfigurationService)

Created By: Static
 Modified By: Static
 Deleted By: Static
 Requirement: Mandatory

Table 685 describes class CIM_ElementCapabilities (StorageConfigurationCapabilities to StorageConfigurationService).

Table 685 - SMI Referenced Properties/Methods for CIM_ElementCapabilities (StorageConfigurationCapabilities to StorageConfigurationService)

Properties	Flags	Requirement	Description & Notes
Capabilities		Mandatory	The capabilities object associated with the element.
ManagedElement		Mandatory	The managed element.

30.8.9 CIM_ElementCapabilities (StorageConfigurationCapabilities to concrete StoragePool)

Created By: Static
 Modified By: Static
 Deleted By: Static
 Requirement: Optional

Table 686 describes class CIM_ElementCapabilities (StorageConfigurationCapabilities to concrete StoragePool).

Table 686 - SMI Referenced Properties/Methods for CIM_ElementCapabilities (StorageConfigurationCapabilities to concrete StoragePool)

Properties	Flags	Requirement	Description & Notes
Capabilities		Mandatory	The capabilities object associated with the element.
ManagedElement		Mandatory	The managed element.

30.8.10 CIM_ElementCapabilities (StorageConfigurationCapabilities to primordial StoragePool)

Created By: Static

Modified By: Static

Deleted By: Static

Requirement: Optional

Table 687 describes class CIM_ElementCapabilities (StorageConfigurationCapabilities to primordial StoragePool).

Table 687 - SMI Referenced Properties/Methods for CIM_ElementCapabilities (StorageConfigurationCapabilities to primordial StoragePool)

Properties	Flags	Requirement	Description & Notes
Capabilities		Mandatory	The capabilities object associated with the element.
ManagedElement		Mandatory	The managed element.

30.8.11 CIM_ElementCapabilities (Used to declare the naming capabilities of the StoragePool)

Deprecated. Associates EnabledLogicalElementCapabilities with StorageConfigurationService. This is for identifying the capability to provide an element name for storage pools.

Created By: Static

Modified By: Static

Deleted By: Static

Requirement: Optional

Table 688 describes class CIM_ElementCapabilities (Used to declare the naming capabilities of the StoragePool).

Table 688 - SMI Referenced Properties/Methods for CIM_ElementCapabilities (Used to declare the naming capabilities of the StoragePool)

Properties	Flags	Requirement	Description & Notes
Capabilities		Mandatory	The capabilities object (CIM_EnabledLogicalElementCapabilities) with an ElementName of "StoragePool Enabled Capabilities" that is associated with an instance of StorageConfigurationService.
ManagedElement		Mandatory	A reference to an instance of CIM_StorageConfigurationService.

30.8.12 CIM_ElementCapabilities (Used to declare the naming capabilities of the StorageVolume or LogicalDisk)

Associates EnabledLogicalElementCapabilities with StorageConfigurationService. This is for identifying the capability to provide an element name for storage volumes or logical disks.

Created By: Static

Modified By: Static

Deleted By: Static

Requirement: Optional

Table 689 describes class CIM_ElementCapabilities (Used to declare the naming capabilities of the StorageVolume or LogicalDisk).

Table 689 - SMI Referenced Properties/Methods for CIM_ElementCapabilities (Used to declare the naming capabilities of the StorageVolume or LogicalDisk)

Properties	Flags	Requirement	Description & Notes
Capabilities		Mandatory	The capabilities object (CIM_EnabledLogicalElementCapabilities) with an ElementName of "StorageVolume Enabled Capabilities" or "LogicalDisk Enabled Capabilities" that is associated with an instance of StorageConfigurationService.
ManagedElement		Mandatory	A reference to an instance of CIM_StorageConfigurationService.

30.8.13 CIM_ElementSettingData

Created By: Static

Modified By: Static

Deleted By: Static

Requirement: Mandatory

Table 690 describes class CIM_ElementSettingData.

Table 690 - SMI Referenced Properties/Methods for CIM_ElementSettingData

Properties	Flags	Requirement	Description & Notes
IsDefault		Mandatory	An enumerated integer indicating that the referenced setting is a default setting for the element, or that this information is unknown. Value shall be 0,1 or 2 (Unknown or Is Default or Is Not Default).
IsCurrent		Mandatory	An enumerated integer indicating that the referenced setting is currently being used in the operation of the element, or that this information is unknown. Value shall be 0,1 or 2 (Unknown or Is Default or Is Not Default).
ManagedElement		Mandatory	StorageVolume or LogicalDisk.
SettingData		Mandatory	The StorageSetting or StorageSettingWithHints that is associated with the Storage Volume or Logical Disk.

30.8.14 CIM_EnabledLogicalElementCapabilities (For StorageConfigurationService)

Deprecated.

Created By: Static

Modified By: Static

Deleted By: Static
Requirement: Optional

Table 691 describes class CIM_EnabledLogicalElementCapabilities (For StorageConfigurationService).

Table 691 - SMI Referenced Properties/Methods for CIM_EnabledLogicalElementCapabilities (For Storage-ConfigurationService)

Properties	Flags	Requirement	Description & Notes
InstanceID		Mandatory	
ElementName		Mandatory	For this usage of the capabilities this should include one of the following three values: StoragePool Enabled Capabilities StorageVolume Enabled Capabilities LogicalDisk Enabled Capabilities.
ElementNameEditSupported		Mandatory	Denotes whether a storage element can be named.
MaxElementNameLen		Mandatory	Specifies the maximum length in glyphs (letters) for the name. See MOF for details.
ElementNameMask		Mandatory	The regular expression that specifies the possible content and format for the element name. See MOF for details.
RequestedStatesSupported		Optional	Expresses the states to which this element may be changed using the RequestStateChange method. If this property, it may be assumed that the state may not be changed.

30.8.15 CIM_EnabledLogicalElementCapabilities (For StoragePool)

Created By: Static
Modified By: Static
Deleted By: Static
Requirement: Optional

Table 692 describes class CIM_EnabledLogicalElementCapabilities (For StoragePool).

Table 692 - SMI Referenced Properties/Methods for CIM_EnabledLogicalElementCapabilities (For Storage-Pool)

Properties	Flags	Requirement	Description & Notes
InstanceID		Mandatory	
ElementName		Mandatory	For this usage of the capabilities this should be 'StoragePool Enabled Capabilities'.
ElementNameEditSupported		Mandatory	Denotes whether a storage element can be named.
MaxElementNameLen		Mandatory	Specifies the maximum length in glyphs (letters) for the name. See MOF for details.

Table 692 - SMI Referenced Properties/Methods for CIM_EnabledLogicalElementCapabilities (For Storage-Pool)

Properties	Flags	Requirement	Description & Notes
ElementNameMask		Mandatory	The regular expression that specifies the possible content and format for the element name. See MOF for details.
RequestedStatesSupported		Optional	Expresses the states to which this element may be changed using the RequestStateChange method. If this property, it may be assumed that the state may not be changed.

30.8.16 CIM_FilterCollection (Block Services Predefined FilterCollection)

Experimental. This is a collection of predefined IndicationFilters to which a client may subscribe. A Block Services implementation shall indicate support for predefined FilterCollections by the SNIA_IndicationConfigurationCapabilities.FeaturesSupported = '5' (Predefined Filter Collections).

Requirement: Required if the Experimental Indication Profile is supported and the SNIA_IndicationConfigurationCapabilities.SupportedFeatures='5' (Predefined Filter Collections).

Table 693 describes class CIM_FilterCollection (Block Services Predefined FilterCollection).

Table 693 - SMI Referenced Properties/Methods for CIM_FilterCollection (Block Services Predefined FilterCollection)

Properties	Flags	Requirement	Description & Notes
InstanceID		Mandatory	Shall specify the unique identifier for an instance of this class within the Implementation namespace.
CollectionName		Mandatory	The value of CollectionName shall be 'SNIA:Block Services:Predefined'.

30.8.17 CIM_FilterCollection (Block Services ProfileSpecificLifecycleIndicationFilterCollection)

Experimental. This is a collection of Lifecycle IndicationFilters defined by the Block Services Profile.

Requirement: Optional

Table 694 describes class CIM_FilterCollection (Block Services ProfileSpecificLifecycleIndicationFilterCollection).

Table 694 - SMI Referenced Properties/Methods for CIM_FilterCollection (Block Services ProfileSpecificLifecycleIndicationFilterCollection)

Properties	Flags	Requirement	Description & Notes
InstanceID		Mandatory	See the InstanceID definition in section <i>Storage Management Technical Specification, Part 3 Common Profiles, 1.6.1 Rev 6 50.6.13</i> CIM_FilterCollection (StaticFilterCollection).
CollectionName		Mandatory	The value of CollectionName shall be 'SNIA:Block Services:ProfileSpecificLifecycleIndicationFilterCollection'.

30.8.18 CIM_FilterCollection (Thin Provisioning Predefined FilterCollection)

Experimental. This is a collection of predefined IndicationFilters to which a client may subscribe. A Thin Provisioning implementation shall indicate support for predefined FilterCollections by the SNIA_IndicationConfigurationCapabilities.FeaturesSupported = '5' (Predefined Filter Collections).

Requirement: Required if the Experimental Indication Profile is supported and the SNIA_IndicationConfigurationCapabilities.SupportedFeatures='5' (Predefined Filter Collections).

Table 695 describes class CIM_FilterCollection (Thin Provisioning Predefined FilterCollection).

Table 695 - SMI Referenced Properties/Methods for CIM_FilterCollection (Thin Provisioning Predefined FilterCollection)

Properties	Flags	Requirement	Description & Notes
InstanceID		Mandatory	Shall specify the unique identifier for an instance of this class within the Implementation namespace.
CollectionName		Mandatory	The value of CollectionName shall be 'SNIA:Thin Provisioning:Predefined'.

30.8.19 CIM_FilterCollection (Thin Provisioning ProfileSpecificAlertIndicationFilterCollection)

Experimental. This is a collection of Lifecycle IndicationFilters defined by the Thin Provisioning Profile.

Requirement: Optional

Table 696 describes class CIM_FilterCollection (Thin Provisioning ProfileSpecificAlertIndicationFilterCollection).

Table 696 - SMI Referenced Properties/Methods for CIM_FilterCollection (Thin Provisioning ProfileSpecificAlertIndicationFilterCollection)

Properties	Flags	Requirement	Description & Notes
InstanceID		Mandatory	See the InstanceID definition in section <i>Storage Management Technical Specification, Part 3 Common Profiles, 1.6.1 Rev 6 50.6.13</i> CIM_FilterCollection (StaticFilterCollection).
CollectionName		Mandatory	The value of CollectionName shall be 'SNIA:Thin Provisioning:ProfileSpecificAlertIndicationFilterCollection'.

30.8.20 CIM_HostedCollection (Block Services to ProfileSpecificLifecycleIndicationFilterCollection)

Experimental.

Requirement: Optional

Table 697 describes class CIM_HostedCollection (Block Services to ProfileSpecificLifecycleIndicationFilterCollection).

Table 697 - SMI Referenced Properties/Methods for CIM_HostedCollection (Block Services to Profile-SpecificLifecycleIndicationFilterCollection)

Properties	Flags	Requirement	Description & Notes
Dependent		Mandatory	Reference to the ProfileSpecificLifecycleIndicationFilterCollection for the Block Services Profile.
Antecedent		Mandatory	Reference to the 'Top level' System.

30.8.21 CIM_HostedCollection (System to Thin Provisioning ProfileSpecificAlertIndicationFilterCollection)

Experimental.

Requirement: Optional

Table 698 describes class CIM_HostedCollection (System to Thin Provisioning ProfileSpecificAlertIndicationFilterCollection).

Table 698 - SMI Referenced Properties/Methods for CIM_HostedCollection (System to Thin Provisioning ProfileSpecificAlertIndicationFilterCollection)

Properties	Flags	Requirement	Description & Notes
Dependent		Mandatory	Reference to the ProfileSpecificAlertIndicationFilterCollection for the Thin Provisioning Profile.
Antecedent		Mandatory	Reference to the 'Top level' System.

30.8.22 CIM_HostedCollection (System to Thin Provisioning predefined IndicationFilters)

Experimental.

Requirement: Required if the Experimental Indication Profile is supported and the SNIA_IndicationConfigurationCapabilities.SupportedFeatures='5' (Predefined Filter Collections).

Table 699 describes class CIM_HostedCollection (System to Thin Provisioning predefined IndicationFilters).

Table 699 - SMI Referenced Properties/Methods for CIM_HostedCollection (System to Thin Provisioning predefined IndicationFilters)

Properties	Flags	Requirement	Description & Notes
Dependent		Mandatory	Reference to the predefined FilterCollection for Thin Provisioning.
Antecedent		Mandatory	Reference to the System of the referencing profile.

30.8.23 CIM_HostedCollection (System to predefined IndicationFilters)

Experimental.

Requirement: Required if the Experimental Indication Profile is supported and the SNIA_IndicationConfigurationCapabilities.SupportedFeatures='5' (Predefined Filter Collections).

Table 700 describes class CIM_HostedCollection (System to predefined IndicationFilters).

Table 700 - SMI Referenced Properties/Methods for CIM_HostedCollection (System to predefined IndicationFilters)

Properties	Flags	Requirement	Description & Notes
Dependent		Mandatory	Reference to the predefined FilterCollection for Block Services.
Antecedent		Mandatory	Reference to the System of the referencing profile.

30.8.24 CIM_HostedService

Created By: Static

Modified By: Static

Deleted By: Static

Requirement: Support for StorageConfigurationService.

Table 701 describes class CIM_HostedService.

Table 701 - SMI Referenced Properties/Methods for CIM_HostedService

Properties	Flags	Requirement	Description & Notes
Antecedent		Mandatory	The hosting computer system.
Dependent		Mandatory	The storage configuration service hosted on the computer system.

30.8.25 CIM_HostedStoragePool

Requirement: Mandatory

Table 702 describes class CIM_HostedStoragePool.

Table 702 - SMI Referenced Properties/Methods for CIM_HostedStoragePool

Properties	Flags	Requirement	Description & Notes
GroupComponent		Mandatory	The reference to the hosting computer system.
PartComponent		Mandatory	The reference to the hosted storage pool.

30.8.26 CIM_ImplementationCapabilities (ImplementationCapabilities)

Experimental. The capabilities (features) of the profile implementation.

Created By: Static

Modified By: Static

Deleted By: Static

Requirement: Optional

Table 703 describes class CIM_ImplementationCapabilities (ImplementationCapabilities).

Table 703 - SMI Referenced Properties/Methods for CIM_ImplementationCapabilities (ImplementationCapabilities)

Properties	Flags	Requirement	Description & Notes
InstanceID		Mandatory	An opaque, unique id for the implementation capability of an implementation.
ElementName		Optional	A provider supplied user-friendly name for this CIM_ImplementationCapabilities element.
SupportedElementNameCodeSet		Optional	This property indicates the supported code set for the ElementName -- for example, "Single Byte ASCII", "UTF-8", "ISO 8859-1", etc. See MOF for details.

30.8.27 CIM_IndicationFilter (Logical Disk Creation)

Experimental. This is the 'pre-defined' CIM_IndicationFilter instance for the addition of a new LogicalDisk instance. This would typically occur as a result of an invocation of CreateOrModifyElementFromStoragePool method.

Created By: Static

Modified By: Static

Deleted By: Static

Requirement: Required if the Experimental Indication Profile is supported and the SNIA_IndicationConfigurationCapabilities.SupportedFeatures='3' (Predefined Filters).

Table 704 describes class CIM_IndicationFilter (Logical Disk Creation).

Table 704 - SMI Referenced Properties/Methods for CIM_IndicationFilter (Logical Disk Creation)

Properties	Flags	Requirement	Description & Notes
SystemCreationClassName		Mandatory	See the SystemCreationClassName definition in section <i>Storage Management Technical Specification, Part 3 Common Profiles, 1.6.1 Rev 6 50.6.25</i> CIM_IndicationFilter (StaticIndicationFilter).
CreationClassName		Mandatory	See the CreationClassName definition in section <i>Storage Management Technical Specification, Part 3 Common Profiles, 1.6.1 Rev 6 50.6.25</i> CIM_IndicationFilter (StaticIndicationFilter).
SystemName		Mandatory	See the SystemName definition in section <i>Storage Management Technical Specification, Part 3 Common Profiles, 1.6.1 Rev 6 50.6.25</i> CIM_IndicationFilter (StaticIndicationFilter).
Name		Mandatory	This shall be 'SNIA:Block Services:LogicalDiskCreation'.
SourceNamespace	N	Optional	Deprecated. See the SourceNamespace definition in section <i>Storage Management Technical Specification, Part 3 Common Profiles, 1.6.1 Rev 6 50.6.28</i> CIM_IndicationFilter (pre-defined).
SourceNamespaces	N	Mandatory	Experimental. See the SourceNamespaces definition in section <i>Storage Management Technical Specification, Part 3 Common Profiles, 1.6.1 Rev 6 50.6.25</i> CIM_IndicationFilter (StaticIndicationFilter).
Query		Mandatory	SELECT * FROM CIM_InstCreation WHERE SourceInstance ISA CIM_LogicalDisk.
QueryLanguage		Mandatory	This should be 'DMTF:CQL' for CQL queries, but may be 'WQL' or 'SMI-S V1.0'. WQL and SMI-S V1.0 are deprecated in favor of 'DMTF:CQL'.
ElementName	N	Optional	See the ElementName definition in section <i>Storage Management Technical Specification, Part 3 Common Profiles, 1.6.1 Rev 6 50.6.28</i> CIM_IndicationFilter (pre-defined).

30.8.28 CIM_IndicationFilter (Logical Disk Deletion)

Experimental. This is the 'pre-defined' CIM_IndicationFilter instance for the deletion of a LogicalDisk instance. This would typically occur as a result of an invocation of ReturnToStoragePool method.

Created By: Static

Modified By: Static

Deleted By: Static

Requirement: Required if the Experimental Indication Profile is supported and the SNIA_IndicationConfigurationCapabilities.SupportedFeatures='3' (Predefined Filters).

Table 705 describes class CIM_IndicationFilter (Logical Disk Deletion).

Table 705 - SMI Referenced Properties/Methods for CIM_IndicationFilter (Logical Disk Deletion)

Properties	Flags	Requirement	Description & Notes
SystemCreationClassName		Mandatory	See the SystemCreationClassName definition in section <i>Storage Management Technical Specification, Part 3 Common Profiles, 1.6.1 Rev 6 50.6.25</i> CIM_IndicationFilter (StaticIndicationFilter).
CreationClassName		Mandatory	See the CreationClassName definition in section <i>Storage Management Technical Specification, Part 3 Common Profiles, 1.6.1 Rev 6 50.6.25</i> CIM_IndicationFilter (StaticIndicationFilter).
SystemName		Mandatory	See the SystemName definition in section <i>Storage Management Technical Specification, Part 3 Common Profiles, 1.6.1 Rev 6 50.6.25</i> CIM_IndicationFilter (StaticIndicationFilter).
Name		Mandatory	This shall be 'SNIA:Block Services:LogicalDiskDeletion'.
SourceNamespace	N	Optional	Deprecated. See the SourceNamespace definition in section <i>Storage Management Technical Specification, Part 3 Common Profiles, 1.6.1 Rev 6 50.6.28</i> CIM_IndicationFilter (pre-defined).
SourceNamespaces	N	Mandatory	Experimental. See the SourceNamespaces definition in section <i>Storage Management Technical Specification, Part 3 Common Profiles, 1.6.1 Rev 6 50.6.25</i> CIM_IndicationFilter (StaticIndicationFilter).
Query		Mandatory	SELECT * FROM CIM_InstDeletion WHERE SourceInstance ISA CIM_LogicalDisk.
QueryLanguage		Mandatory	This should be 'DMTF:CQL' for CQL queries, but may be 'WQL' or 'SMI-S V1.0'. WQL and SMI-S V1.0 are deprecated in favor of 'DMTF:CQL'.
ElementName	N	Optional	See the ElementName definition in section <i>Storage Management Technical Specification, Part 3 Common Profiles, 1.6.1 Rev 6 50.6.28</i> CIM_IndicationFilter (pre-defined).

30.8.29 CIM_IndicationFilter (Logical Disk OperationalStatus)

Experimental. This is the 'pre-defined' CIM_IndicationFilter instance for changes in the OperationalStatus of LogicalDisk instances.

Created By: Static

Modified By: Static

Deleted By: Static

Requirement: Required if the Experimental Indication Profile is supported and the SNIA_IndicationConfigurationCapabilities.SupportedFeatures='3' (Predefined Filters).

Table 706 describes class CIM_IndicationFilter (Logical Disk OperationalStatus).

Table 706 - SMI Referenced Properties/Methods for CIM_IndicationFilter (Logical Disk OperationalStatus)

Properties	Flags	Requirement	Description & Notes
SystemCreationClassName		Mandatory	See the SystemCreationClassName definition in section <i>Storage Management Technical Specification, Part 3 Common Profiles, 1.6.1 Rev 6 50.6.25</i> CIM_IndicationFilter (StaticIndicationFilter).
CreationClassName		Mandatory	See the CreationClassName definition in section <i>Storage Management Technical Specification, Part 3 Common Profiles, 1.6.1 Rev 6 50.6.25</i> CIM_IndicationFilter (StaticIndicationFilter).

Table 706 - SMI Referenced Properties/Methods for CIM_IndicationFilter (Logical Disk OperationalStatus)

Properties	Flags	Requirement	Description & Notes
SystemName		Mandatory	See the SystemName definition in section <i>Storage Management Technical Specification, Part 3 Common Profiles, 1.6.1 Rev 6 50.6.25</i> CIM_IndicationFilter (StaticIndicationFilter).
Name		Mandatory	This shall be 'SNIA:Block Services:LogicalDiskOperationalStatus'.
SourceNamespace	N	Optional	Deprecated. See the SourceNamespace definition in section <i>Storage Management Technical Specification, Part 3 Common Profiles, 1.6.1 Rev 6 50.6.28</i> CIM_IndicationFilter (pre-defined).
SourceNamespaces	N	Mandatory	Experimental. See the SourceNamespaces definition in section <i>Storage Management Technical Specification, Part 3 Common Profiles, 1.6.1 Rev 6 50.6.25</i> CIM_IndicationFilter (StaticIndicationFilter).
Query		Mandatory	SELECT * FROM CIM_InstModification WHERE SourceInstance ISA CIM_LogicalDisk AND SourceInstance.CIM_LogicalDisk::OperationalStatus <> PreviousInstance.CIM_LogicalDisk::OperationalStatus.
QueryLanguage		Mandatory	This shall be 'DMTF:CQL'.
ElementName	N	Optional	See the ElementName definition in section <i>Storage Management Technical Specification, Part 3 Common Profiles, 1.6.1 Rev 6 50.6.28</i> CIM_IndicationFilter (pre-defined).

30.8.30CIM_IndicationFilter (Storage Pool Creation)

Experimental. This is the 'pre-defined' CIM_IndicationFilter instance for the addition of a new StoragePool instance. This would typically occur as a result of an invocation of CreateOrModifyStoragePool method.

Created By: Static

Modified By: Static

Deleted By: Static

Requirement: Required if the Experimental Indication Profile is supported and the SNIA_IndicationConfigurationCapabilities.SupportedFeatures='3' (Predefined Filters).

Table 707 describes class CIM_IndicationFilter (Storage Pool Creation).

Table 707 - SMI Referenced Properties/Methods for CIM_IndicationFilter (Storage Pool Creation)

Properties	Flags	Requirement	Description & Notes
SystemCreationClassName		Mandatory	See the SystemCreationClassName definition in section <i>Storage Management Technical Specification, Part 3 Common Profiles, 1.6.1 Rev 6 50.6.25</i> CIM_IndicationFilter (StaticIndicationFilter).
CreationClassName		Mandatory	See the CreationClassName definition in section <i>Storage Management Technical Specification, Part 3 Common Profiles, 1.6.1 Rev 6 50.6.25</i> CIM_IndicationFilter (StaticIndicationFilter).
SystemName		Mandatory	See the SystemName definition in section <i>Storage Management Technical Specification, Part 3 Common Profiles, 1.6.1 Rev 6 50.6.25</i> CIM_IndicationFilter (StaticIndicationFilter).
Name		Mandatory	This shall be 'SNIA:Block Services:StoragePoolCreation'.
SourceNamespace	N	Optional	Deprecated. See the SourceNamespace definition in section <i>Storage Management Technical Specification, Part 3 Common Profiles, 1.6.1 Rev 6 50.6.28</i> CIM_IndicationFilter (pre-defined).

Table 707 - SMI Referenced Properties/Methods for CIM_IndicationFilter (Storage Pool Creation)

Properties	Flags	Requirement	Description & Notes
SourceNamespaces	N	Mandatory	Experimental. See the SourceNamespaces definition in section <i>Storage Management Technical Specification, Part 3 Common Profiles, 1.6.1 Rev 6 50.6.25</i> CIM_IndicationFilter (StaticIndicationFilter).
Query		Mandatory	SELECT * FROM CIM_InstCreation WHERE SourceInstance ISA CIM_StoragePool.
QueryLanguage		Mandatory	This should be 'DMTF:CQL' for CQL queries, but may be 'WQL' or 'SMI-S V1.0'. WQL and SMI-S V1.0 are deprecated in favor of 'DMTF:CQL'.
ElementName	N	Optional	See the ElementName definition in section <i>Storage Management Technical Specification, Part 3 Common Profiles, 1.6.1 Rev 6 50.6.28</i> CIM_IndicationFilter (pre-defined).

30.8.31 CIM_IndicationFilter (Storage Pool Deletion)

Experimental. This is the 'pre-defined' CIM_IndicationFilter instance for the deletion of a StoragePool instance. This would typically occur as a result of an invocation of DeleteStoragePool method.

Created By: Static

Modified By: Static

Deleted By: Static

Requirement: Required if the Experimental Indication Profile is supported and the SNIA_IndicationConfigurationCapabilities.SupportedFeatures='3' (Predefined Filters).

Table 708 describes class CIM_IndicationFilter (Storage Pool Deletion).

Table 708 - SMI Referenced Properties/Methods for CIM_IndicationFilter (Storage Pool Deletion)

Properties	Flags	Requirement	Description & Notes
SystemCreationClassName		Mandatory	See the SystemCreationClassName definition in section <i>Storage Management Technical Specification, Part 3 Common Profiles, 1.6.1 Rev 6 50.6.25</i> CIM_IndicationFilter (StaticIndicationFilter).
CreationClassName		Mandatory	See the CreationClassName definition in section <i>Storage Management Technical Specification, Part 3 Common Profiles, 1.6.1 Rev 6 50.6.25</i> CIM_IndicationFilter (StaticIndicationFilter).
SystemName		Mandatory	See the SystemName definition in section <i>Storage Management Technical Specification, Part 3 Common Profiles, 1.6.1 Rev 6 50.6.25</i> CIM_IndicationFilter (StaticIndicationFilter).
Name		Mandatory	This shall be 'SNIA:Block Services:StoragePoolDeletion'.
SourceNamespace	N	Optional	Deprecated. See the SourceNamespace definition in section <i>Storage Management Technical Specification, Part 3 Common Profiles, 1.6.1 Rev 6 50.6.28</i> CIM_IndicationFilter (pre-defined).
SourceNamespaces	N	Mandatory	Experimental. See the SourceNamespaces definition in section <i>Storage Management Technical Specification, Part 3 Common Profiles, 1.6.1 Rev 6 50.6.25</i> CIM_IndicationFilter (StaticIndicationFilter).
Query		Mandatory	SELECT * FROM CIM_InstDeletion WHERE SourceInstance ISA CIM_StoragePool.

Table 708 - SMI Referenced Properties/Methods for CIM_IndicationFilter (Storage Pool Deletion)

Properties	Flags	Requirement	Description & Notes
QueryLanguage		Mandatory	This should be 'DMTF:CQL' for CQL queries, but may be 'WQL' or 'SMI-S V1.0'. WQL and SMI-S V1.0 are deprecated in favor of 'DMTF:CQL'.
ElementName	N	Optional	See the ElementName definition in section <i>Storage Management Technical Specification, Part 3 Common Profiles, 1.6.1 Rev 6 50.6.28</i> CIM_IndicationFilter (pre-defined).

30.8.32 CIM_IndicationFilter (Storage Pool TotalManagedSpace)

Experimental. This is the 'pre-defined' CIM_IndicationFilter instance for changes in TotalManagedSpace for StoragePool instances. This would typically occur as a result of an invocation of CreateOrModifyStoragePool that expands a StoragePool.

Created By: Static

Modified By: Static

Deleted By: Static

Requirement: Required if the Experimental Indication Profile is supported and the SNIA_IndicationConfigurationCapabilities.SupportedFeatures='3' (Predefined Filters).

Table 709 describes class CIM_IndicationFilter (Storage Pool TotalManagedSpace).

Table 709 - SMI Referenced Properties/Methods for CIM_IndicationFilter (Storage Pool TotalManagedSpace)

Properties	Flags	Requirement	Description & Notes
SystemCreationClassName		Mandatory	See the SystemCreationClassName definition in section <i>Storage Management Technical Specification, Part 3 Common Profiles, 1.6.1 Rev 6 50.6.25</i> CIM_IndicationFilter (StaticIndicationFilter).
CreationClassName		Mandatory	See the CreationClassName definition in section <i>Storage Management Technical Specification, Part 3 Common Profiles, 1.6.1 Rev 6 50.6.25</i> CIM_IndicationFilter (StaticIndicationFilter).
SystemName		Mandatory	See the SystemName definition in section <i>Storage Management Technical Specification, Part 3 Common Profiles, 1.6.1 Rev 6 50.6.25</i> CIM_IndicationFilter (StaticIndicationFilter).
Name		Mandatory	This shall be 'SNIA:Block Services:StoragePoolTotalManagedSpace'.
SourceNamespace	N	Optional	Deprecated. See the SourceNamespace definition in section <i>Storage Management Technical Specification, Part 3 Common Profiles, 1.6.1 Rev 6 50.6.28</i> CIM_IndicationFilter (pre-defined).
SourceNamespaces	N	Mandatory	Experimental. See the SourceNamespaces definition in section <i>Storage Management Technical Specification, Part 3 Common Profiles, 1.6.1 Rev 6 50.6.25</i> CIM_IndicationFilter (StaticIndicationFilter).
Query		Mandatory	SELECT * FROM CIM_InstModification WHERE SourceInstance ISA CIM_StoragePool AND SourceInstance.CIM_StoragePool::TotalManagedSpace <> PreviousInstance.CIM_StoragePool::TotalManagedSpace.
QueryLanguage		Mandatory	This shall be 'DMTF:CQL'.
ElementName	N	Optional	See the ElementName definition in section <i>Storage Management Technical Specification, Part 3 Common Profiles, 1.6.1 Rev 6 50.6.28</i> CIM_IndicationFilter (pre-defined).

30.8.33 CIM_IndicationFilter (Storage Volume Creation)

Experimental. This is the 'pre-defined' CIM_IndicationFilter instance for the addition of a new StorageVolume instance. This would typically occur as a result of an invocation of CreateOrModifyElementFromStoragePool method.

Created By: Static

Modified By: Static

Deleted By: Static

Requirement: Required if the Experimental Indication Profile is supported and the SNIA_IndicationConfigurationCapabilities.SupportedFeatures='3' (Predefined Filters).

Table 710 describes class CIM_IndicationFilter (Storage Volume Creation).

Table 710 - SMI Referenced Properties/Methods for CIM_IndicationFilter (Storage Volume Creation)

Properties	Flags	Requirement	Description & Notes
SystemCreationClassName		Mandatory	See the SystemCreationClassName definition in section <i>Storage Management Technical Specification, Part 3 Common Profiles, 1.6.1 Rev 6 50.6.25</i> CIM_IndicationFilter (StaticIndicationFilter).
CreationClassName		Mandatory	See the CreationClassName definition in section <i>Storage Management Technical Specification, Part 3 Common Profiles, 1.6.1 Rev 6 50.6.25</i> CIM_IndicationFilter (StaticIndicationFilter).
SystemName		Mandatory	See the SystemName definition in section <i>Storage Management Technical Specification, Part 3 Common Profiles, 1.6.1 Rev 6 50.6.25</i> CIM_IndicationFilter (StaticIndicationFilter).
Name		Mandatory	This shall be 'SNIA:Block Services:StorageVolumeCreation'.
SourceNamespace	N	Optional	Deprecated. See the SourceNamespace definition in section <i>Storage Management Technical Specification, Part 3 Common Profiles, 1.6.1 Rev 6 50.6.28</i> CIM_IndicationFilter (pre-defined).
SourceNamespaces	N	Mandatory	Experimental. See the SourceNamespaces definition in section <i>Storage Management Technical Specification, Part 3 Common Profiles, 1.6.1 Rev 6 50.6.25</i> CIM_IndicationFilter (StaticIndicationFilter).
Query		Mandatory	SELECT * FROM CIM_InstCreation WHERE SourceInstance ISA CIM_StorageVolume.
QueryLanguage		Mandatory	This should be 'DMTF:CQL' for CQL queries, but may be 'WQL' or 'SMI-S V1.0'. WQL and SMI-S V1.0 are deprecated in favor of 'DMTF:CQL'.
ElementName	N	Optional	See the ElementName definition in section <i>Storage Management Technical Specification, Part 3 Common Profiles, 1.6.1 Rev 6 50.6.28</i> CIM_IndicationFilter (pre-defined).

30.8.34 CIM_IndicationFilter (Storage Volume Deletion)

Experimental. This is the 'pre-defined' CIM_IndicationFilter instance for the deletion of a StorageVolume instance. This would typically occur as a result of an invocation of ReturnToStoragePool method.

Created By: Static

Modified By: Static

Deleted By: Static

Requirement: Required if the Experimental Indication Profile is supported and the SNIA_IndicationConfigurationCapabilities.SupportedFeatures='3' (Predefined Filters).

Table 711 describes class CIM_IndicationFilter (Storage Volume Deletion).

Table 711 - SMI Referenced Properties/Methods for CIM_IndicationFilter (Storage Volume Deletion)

Properties	Flags	Requirement	Description & Notes
SystemCreationClassName		Mandatory	See the SystemCreationClassName definition in section <i>Storage Management Technical Specification, Part 3 Common Profiles, 1.6.1 Rev 6 50.6.25</i> CIM_IndicationFilter (StaticIndicationFilter).
CreationClassName		Mandatory	See the CreationClassName definition in section <i>Storage Management Technical Specification, Part 3 Common Profiles, 1.6.1 Rev 6 50.6.25</i> CIM_IndicationFilter (StaticIndicationFilter).
SystemName		Mandatory	See the SystemName definition in section <i>Storage Management Technical Specification, Part 3 Common Profiles, 1.6.1 Rev 6 50.6.25</i> CIM_IndicationFilter (StaticIndicationFilter).
Name		Mandatory	This shall be 'SNIA:Block Services:StorageVolumeDeletion'.
SourceNamespace	N	Optional	Deprecated. See the SourceNamespace definition in section <i>Storage Management Technical Specification, Part 3 Common Profiles, 1.6.1 Rev 6 50.6.28</i> CIM_IndicationFilter (pre-defined).
SourceNamespaces	N	Mandatory	Experimental. See the SourceNamespaces definition in section <i>Storage Management Technical Specification, Part 3 Common Profiles, 1.6.1 Rev 6 50.6.25</i> CIM_IndicationFilter (StaticIndicationFilter).
Query		Mandatory	SELECT * FROM CIM_InstDeletion WHERE SourceInstance ISA CIM_StorageVolume.
QueryLanguage		Mandatory	This should be 'DMTF:CQL' for CQL queries, but may be 'WQL' or 'SMI-S V1.0'. WQL and SMI-S V1.0 are deprecated in favor of 'DMTF:CQL'.
ElementName	N	Optional	See the ElementName definition in section <i>Storage Management Technical Specification, Part 3 Common Profiles, 1.6.1 Rev 6 50.6.28</i> CIM_IndicationFilter (pre-defined).

30.8.35 CIM_IndicationFilter (Storage Volume OperationalStatus)

Experimental. This is the 'pre-defined' CIM_IndicationFilter instance for changes in the OperationalStatus of StorageVolume instances.

Created By: Static

Modified By: Static

Deleted By: Static

Requirement: Required if the Experimental Indication Profile is supported and the SNIA_IndicationConfigurationCapabilities.SupportedFeatures='3' (Predefined Filters).

Table 712 describes class CIM_IndicationFilter (Storage Volume OperationalStatus).

Table 712 - SMI Referenced Properties/Methods for CIM_IndicationFilter (Storage Volume OperationalStatus)

Properties	Flags	Requirement	Description & Notes
SystemCreationClassName		Mandatory	See the SystemCreationClassName definition in section <i>Storage Management Technical Specification, Part 3 Common Profiles, 1.6.1 Rev 6 50.6.25</i> CIM_IndicationFilter (StaticIndicationFilter).
CreationClassName		Mandatory	See the CreationClassName definition in section <i>Storage Management Technical Specification, Part 3 Common Profiles, 1.6.1 Rev 6 50.6.25</i> CIM_IndicationFilter (StaticIndicationFilter).

Table 712 - SMI Referenced Properties/Methods for CIM_IndicationFilter (Storage Volume OperationalStatus)

Properties	Flags	Requirement	Description & Notes
SystemName		Mandatory	See the SystemName definition in section <i>Storage Management Technical Specification, Part 3 Common Profiles, 1.6.1 Rev 6 50.6.25</i> CIM_IndicationFilter (StaticIndicationFilter).
Name		Mandatory	This shall be 'SNIA:Block Services:StorageVolumeOperationalStatus'.
SourceNamespace	N	Optional	Deprecated. See the SourceNamespace definition in section <i>Storage Management Technical Specification, Part 3 Common Profiles, 1.6.1 Rev 6 50.6.28</i> CIM_IndicationFilter (pre-defined).
SourceNamespaces	N	Mandatory	Experimental. See the SourceNamespaces definition in section <i>Storage Management Technical Specification, Part 3 Common Profiles, 1.6.1 Rev 6 50.6.25</i> CIM_IndicationFilter (StaticIndicationFilter).
Query		Mandatory	SELECT * FROM CIM_InstModification WHERE SourceInstance ISA CIM_StorageVolume AND SourceInstance.CIM_StorageVolume::OperationalStatus <> PreviousInstance.CIM_StorageVolume::OperationalStatus.
QueryLanguage		Mandatory	This shall be 'DMTF:CQL'.
ElementName	N	Optional	See the ElementName definition in section <i>Storage Management Technical Specification, Part 3 Common Profiles, 1.6.1 Rev 6 50.6.28</i> CIM_IndicationFilter (pre-defined).

30.8.36 CIM_IndicationFilter (Thin Provisioning Critical)

Experimental. This is the 'pre-defined' CIM_IndicationFilter instance for an alert when the Thin Provisioning critical threshold is reached. This would typically occur as a result write activity to the volume or storage pool involved.

Created By: Static

Modified By: Static

Deleted By: Static

Requirement: Required if the Experimental Indication Profile is supported and the SNIA_IndicationConfigurationCapabilities.SupportedFeatures='3' (Predefined Filters).

Table 713 describes class CIM_IndicationFilter (Thin Provisioning Critical).

Table 713 - SMI Referenced Properties/Methods for CIM_IndicationFilter (Thin Provisioning Critical)

Properties	Flags	Requirement	Description & Notes
SystemCreationClassName		Mandatory	See the SystemCreationClassName definition in section <i>Storage Management Technical Specification, Part 3 Common Profiles, 1.6.1 Rev 6 50.6.25</i> CIM_IndicationFilter (StaticIndicationFilter).
CreationClassName		Mandatory	See the CreationClassName definition in section <i>Storage Management Technical Specification, Part 3 Common Profiles, 1.6.1 Rev 6 50.6.25</i> CIM_IndicationFilter (StaticIndicationFilter).
SystemName		Mandatory	See the SystemName definition in section <i>Storage Management Technical Specification, Part 3 Common Profiles, 1.6.1 Rev 6 50.6.25</i> CIM_IndicationFilter (StaticIndicationFilter).
Name		Mandatory	This shall be 'SNIA:Thin Provisioning:ThinProvisioningCritical'.
SourceNamespace	N	Optional	Deprecated. See the SourceNamespace definition in section <i>Storage Management Technical Specification, Part 3 Common Profiles, 1.6.1 Rev 6 50.6.28</i> CIM_IndicationFilter (pre-defined).

Table 713 - SMI Referenced Properties/Methods for CIM_IndicationFilter (Thin Provisioning Critical)

Properties	Flags	Requirement	Description & Notes
SourceNamespaces	N	Mandatory	Experimental. See the SourceNamespaces definition in section <i>Storage Management Technical Specification, Part 3 Common Profiles, 1.6.1 Rev 6 50.6.25</i> CIM_IndicationFilter (StaticIndicationFilter).
Query		Mandatory	SELECT * FROM CIM_AlertIndication WHERE OwningEntity='SNIA' and MessageID='DRM29'.
QueryLanguage		Mandatory	This shall be 'DMTF:CQL'.
ElementName	N	Optional	See the ElementName definition in section <i>Storage Management Technical Specification, Part 3 Common Profiles, 1.6.1 Rev 6 50.6.28</i> CIM_IndicationFilter (pre-defined).

30.8.37 CIM_IndicationFilter (Thin Provisioning Threshold Cleared)

Experimental. This is the 'pre-defined' CIM_IndicationFilter instance for an alert when a Thin Provisioning threshold has been cleared. This would typically occur as a result freeing or adding space to the volume or storage pool involved.

Created By: Static

Modified By: Static

Deleted By: Static

Requirement: Optional

Table 714 describes class CIM_IndicationFilter (Thin Provisioning Threshold Cleared).

Table 714 - SMI Referenced Properties/Methods for CIM_IndicationFilter (Thin Provisioning Threshold Cleared)

Properties	Flags	Requirement	Description & Notes
SystemCreationClassName		Mandatory	See the SystemCreationClassName definition in section <i>Storage Management Technical Specification, Part 3 Common Profiles, 1.6.1 Rev 6 50.6.25</i> CIM_IndicationFilter (StaticIndicationFilter).
CreationClassName		Mandatory	See the CreationClassName definition in section <i>Storage Management Technical Specification, Part 3 Common Profiles, 1.6.1 Rev 6 50.6.25</i> CIM_IndicationFilter (StaticIndicationFilter).
SystemName		Mandatory	See the SystemName definition in section <i>Storage Management Technical Specification, Part 3 Common Profiles, 1.6.1 Rev 6 50.6.25</i> CIM_IndicationFilter (StaticIndicationFilter).
Name		Mandatory	This shall be 'SNIA:Thin Provisioning:ThinProvisioningCleared'.
SourceNamespace	N	Optional	Deprecated. See the SourceNamespace definition in section <i>Storage Management Technical Specification, Part 3 Common Profiles, 1.6.1 Rev 6 50.6.28</i> CIM_IndicationFilter (pre-defined).
SourceNamespaces	N	Mandatory	Experimental. See the SourceNamespaces definition in section <i>Storage Management Technical Specification, Part 3 Common Profiles, 1.6.1 Rev 6 50.6.25</i> CIM_IndicationFilter (StaticIndicationFilter).
Query		Mandatory	SELECT * FROM CIM_AlertIndication WHERE OwningEntity='SNIA' and MessageID='DRM30'.
QueryLanguage		Mandatory	This shall be 'DMTF:CQL'.
ElementName	N	Optional	See the ElementName definition in section <i>Storage Management Technical Specification, Part 3 Common Profiles, 1.6.1 Rev 6 50.6.28</i> CIM_IndicationFilter (pre-defined).

30.8.38 CIM_IndicationFilter (Thin Provisioning Warning)

Experimental. This is the 'pre-defined' CIM_IndicationFilter instance for an alert when the Thin Provisioning warning threshold is reached. This would typically occur as a result write activity to the volume or storage pool involved.

Created By: Static

Modified By: Static

Deleted By: Static

Requirement: Required if the Experimental Indication Profile is supported and the SNIA_IndicationConfigurationCapabilities.SupportedFeatures='3' (Predefined Filters).

Table 715 describes class CIM_IndicationFilter (Thin Provisioning Warning).

Table 715 - SMI Referenced Properties/Methods for CIM_IndicationFilter (Thin Provisioning Warning)

Properties	Flags	Requirement	Description & Notes
SystemCreationClassName		Mandatory	See the SystemCreationClassName definition in section <i>Storage Management Technical Specification, Part 3 Common Profiles, 1.6.1 Rev 6 50.6.25</i> CIM_IndicationFilter (StaticIndicationFilter).
CreationClassName		Mandatory	See the CreationClassName definition in section <i>Storage Management Technical Specification, Part 3 Common Profiles, 1.6.1 Rev 6 50.6.25</i> CIM_IndicationFilter (StaticIndicationFilter).
SystemName		Mandatory	See the SystemName definition in section <i>Storage Management Technical Specification, Part 3 Common Profiles, 1.6.1 Rev 6 50.6.25</i> CIM_IndicationFilter (StaticIndicationFilter).
Name		Mandatory	This shall be 'SNIA:Thin Provisioning:ThinProvisioningWarning'.
SourceNamespace	N	Optional	Deprecated. See the SourceNamespace definition in section <i>Storage Management Technical Specification, Part 3 Common Profiles, 1.6.1 Rev 6 50.6.28</i> CIM_IndicationFilter (pre-defined).
SourceNamespaces	N	Mandatory	Experimental. See the SourceNamespaces definition in section <i>Storage Management Technical Specification, Part 3 Common Profiles, 1.6.1 Rev 6 50.6.25</i> CIM_IndicationFilter (StaticIndicationFilter).
Query		Mandatory	SELECT * FROM CIM_AlertIndication WHERE OwningEntity='SNIA' and MessageID='DRM28'.
QueryLanguage		Mandatory	This shall be 'DMTF:CQL'.
ElementName	N	Optional	See the ElementName definition in section <i>Storage Management Technical Specification, Part 3 Common Profiles, 1.6.1 Rev 6 50.6.28</i> CIM_IndicationFilter (pre-defined).

30.8.39 CIM_IndicationFilter (WQL Logical Disk OperationalStatus)

Deprecated. This is the 'pre-defined' WQL version of the CIM_IndicationFilter instance for changes in the OperationalStatus of LogicalDisk instances.

Created By: Static

Modified By: Static

Deleted By: Static

Requirement: Required if the Experimental Indication Profile is supported and the SNIA_IndicationConfigurationCapabilities.SupportedFeatures='3' (Predefined Filters).

Table 716 describes class CIM_IndicationFilter (WQL Logical Disk OperationalStatus).

Table 716 - SMI Referenced Properties/Methods for CIM_IndicationFilter (WQL Logical Disk Operational-Status)

Properties	Flags	Requirement	Description & Notes
SystemCreationClassName		Mandatory	See the SystemCreationClassName definition in section <i>Storage Management Technical Specification, Part 3 Common Profiles, 1.6.1 Rev 6 50.6.25</i> CIM_IndicationFilter (StaticIndicationFilter).
CreationClassName		Mandatory	See the CreationClassName definition in section <i>Storage Management Technical Specification, Part 3 Common Profiles, 1.6.1 Rev 6 50.6.25</i> CIM_IndicationFilter (StaticIndicationFilter).
SystemName		Mandatory	See the SystemName definition in section <i>Storage Management Technical Specification, Part 3 Common Profiles, 1.6.1 Rev 6 50.6.25</i> CIM_IndicationFilter (StaticIndicationFilter).
Name		Mandatory	This shall be 'SNIA:Block Services:LogicalDiskOperationalStatusWQL'.
SourceNamespace	N	Optional	Deprecated. See the SourceNamespace definition in section <i>Storage Management Technical Specification, Part 3 Common Profiles, 1.6.1 Rev 6 50.6.28</i> CIM_IndicationFilter (pre-defined).
SourceNamespaces	N	Mandatory	Experimental. See the SourceNamespaces definition in section <i>Storage Management Technical Specification, Part 3 Common Profiles, 1.6.1 Rev 6 50.6.25</i> CIM_IndicationFilter (StaticIndicationFilter).
Query		Mandatory	SELECT * FROM CIM_InstModification WHERE SourceInstance ISA CIM_LogicalDisk AND SourceInstance.OperationalStatus <> PreviousInstance.OperationalStatus.
QueryLanguage		Mandatory	This shall be 'WQL' or 'SMI-S V1.0'.
ElementName	N	Optional	See the ElementName definition in section <i>Storage Management Technical Specification, Part 3 Common Profiles, 1.6.1 Rev 6 50.6.28</i> CIM_IndicationFilter (pre-defined).

30.8.40 CIM_IndicationFilter (WQL Storage Volume OperationalStatus)

Deprecated. This is the 'pre-defined' WQL version of the CIM_IndicationFilter instance for changes in the OperationalStatus of StorageVolume instances.

Created By: Static

Modified By: Static

Deleted By: Static

Requirement: Required if the Experimental Indication Profile is supported and the SNIA_IndicationConfigurationCapabilities.SupportedFeatures='3' (Predefined Filters).

Table 717 describes class CIM_IndicationFilter (WQL Storage Volume OperationalStatus).

Table 717 - SMI Referenced Properties/Methods for CIM_IndicationFilter (WQL Storage Volume OperationalStatus)

Properties	Flags	Requirement	Description & Notes
SystemCreationClassName		Mandatory	See the SystemCreationClassName definition in section <i>Storage Management Technical Specification, Part 3 Common Profiles, 1.6.1 Rev 6 50.6.25</i> CIM_IndicationFilter (StaticIndicationFilter).
CreationClassName		Mandatory	See the CreationClassName definition in section <i>Storage Management Technical Specification, Part 3 Common Profiles, 1.6.1 Rev 6 50.6.25</i> CIM_IndicationFilter (StaticIndicationFilter).

Table 717 - SMI Referenced Properties/Methods for CIM_IndicationFilter (WQL Storage Volume OperationalStatus)

Properties	Flags	Requirement	Description & Notes
SystemName		Mandatory	See the SystemName definition in section <i>Storage Management Technical Specification, Part 3 Common Profiles, 1.6.1 Rev 6 50.6.25</i> CIM_IndicationFilter (StaticIndicationFilter).
Name		Mandatory	This shall be 'SNIA:Block Services:StorageVolumeOperationalStatusWQL'.
SourceNamespace	N	Optional	Deprecated. See the SourceNamespace definition in section <i>Storage Management Technical Specification, Part 3 Common Profiles, 1.6.1 Rev 6 50.6.28</i> CIM_IndicationFilter (pre-defined).
SourceNamespaces	N	Mandatory	Experimental. See the SourceNamespaces definition in section <i>Storage Management Technical Specification, Part 3 Common Profiles, 1.6.1 Rev 6 50.6.25</i> CIM_IndicationFilter (StaticIndicationFilter).
Query		Mandatory	SELECT * FROM CIM_InstModification WHERE SourceInstance ISA CIM_StorageVolume AND SourceInstance.OperationalStatus <> PreviousInstance.OperationalStatus.
QueryLanguage		Mandatory	This shall be 'WQL' or 'SMI-S V1.0'.
ElementName	N	Optional	See the ElementName definition in section <i>Storage Management Technical Specification, Part 3 Common Profiles, 1.6.1 Rev 6 50.6.28</i> CIM_IndicationFilter (pre-defined).

30.8.41 CIM_LogicalDisk

Created By: Static

Modified By: Static

Deleted By: Extrinsic: StorageConfigurationService.ReturnToStoragePool

Requirement: Referenced from Volume Management - LogicalDisk is mandatory.

Table 718 describes class CIM_LogicalDisk.

Table 718 - SMI Referenced Properties/Methods for CIM_LogicalDisk

Properties	Flags	Requirement	Description & Notes
SystemCreationClassName		Mandatory	
SystemName		Mandatory	
CreationClassName		Mandatory	
DeviceID		Mandatory	Opaque identifier.
ElementName		Optional	User-friendly name.
Name		Mandatory	OS Device Name.
NameFormat		Mandatory	This shall be "12" (OS Device Name).
ExtentStatus		Mandatory	
OperationalStatus		Mandatory	Value shall be 2 3 6 8 15 (OK or Degraded or Error or Starting or Dormant). In addition, the secondary OperationalStatus may be 19 (Relocating) with 2 3 15 (OK or Degraded or Dormant).

Table 718 - SMI Referenced Properties/Methods for CIM_LogicalDisk

Properties	Flags	Requirement	Description & Notes
BlockSize		Mandatory	
NumberOfBlocks		Mandatory	The number of blocks of capacity consumed from the parent StoragePool.
ConsumableBlocks		Mandatory	The number of blocks usable by consumers.
IsBasedOnUnderlyingRedundancy		Mandatory	
NoSinglePointOfFailure		Mandatory	
DataRedundancy		Mandatory	
PackageRedundancy		Mandatory	
DeltaReservation		Mandatory	
Usage		Optional	The specialized usage intended for this element.
OtherUsageDescription		Optional	Set when Usage value is "Other".
ClientSettableUsage		Optional	Lists Usage values that can be set by a client for this element.
Primordial		Mandatory	Shall be false.
ExtentDiscriminator		Mandatory	Experimental. This is an array of values that shall contain 'SNIA:Allocated'.
NumExtentsMigrating		Optional	Experimental. The number of Extents in the process of migrating for this logical disk when the logical disk relocation is on going.
IsCompressed		Optional	Experimental. IsCompressed identifies whether or not compression is being applied to the volume. When set to "true" the data is compressed. When set to "false" the data is not compressed.
CompressionRate		Optional	Experimental. CompressionRate identifies whether or not compression is being applied to the volume and at what rate. The possible values are '1' (None), '2' (High), '3' (Medium) or '4' (Low).
CompressionState		Optional	Experimental. CompressionState indicates whether the compression is '2' (pending), '3' (initializing), '4' (in progress) or '5' (completed). If compression is not supported (CompressionRate='1') for the volume, the CompressionState shall be '1' (Not Applicable).

30.8.42 CIM_MemberOfCollection (Block Services Filter Collection to FilterCollection)

Experimental. This associates the Block Services predefined FilterCollection to the FilterCollection for the autonomous profile (e.g., the Array FilterCollection).

Requirement: Required if the Experimental Indication Profile is supported and the SNIA_IndicationConfigurationCapabilities.SupportedFeatures='5' (Predefined Filter Collections).

Table 719 describes class CIM_MemberOfCollection (Block Services Filter Collection to FilterCollection).

Table 719 - SMI Referenced Properties/Methods for CIM_MemberOfCollection (Block Services Filter Collection to FilterCollection)

Properties	Flags	Requirement	Description & Notes
Collection		Mandatory	Reference to the Block Services predefined FilterCollection.
Member		Mandatory	Reference to the Block Services predefined FilterCollection.

30.8.43 CIM_MemberOfCollection (Block Services ProfileSpecificLifecycleIndicationFilterCollection to Block Services Filters)

Experimental. This associates the Block Services ProfileSpecificLifecycleIndicationFilterCollection to the Filters defined by the Block Services Profile.

Requirement: Optional

Table 720 describes class CIM_MemberOfCollection (Block Services ProfileSpecificLifecycleIndicationFilterCollection to Block Services Filters).

Table 720 - SMI Referenced Properties/Methods for CIM_MemberOfCollection (Block Services Profile-SpecificLifecycleIndicationFilterCollection to Block Services Filters)

Properties	Flags	Requirement	Description & Notes
Collection		Mandatory	Reference to the Block Services ProfileSpecificLifecycleIndicationFilterCollection.
Member		Mandatory	Reference to the IndicationFilters defined by the Block Services Profile.

30.8.44 CIM_MemberOfCollection (Predefined Filter Collection to Block Services Filters)

Experimental. This associates the Block Services predefined FilterCollection to the predefined Filters supported by the implementation.

Requirement: Required if the Experimental Indication Profile is supported and the SNIA_IndicationConfigurationCapabilities.SupportedFeatures='5' (Predefined Filter Collections).

Table 721 describes class CIM_MemberOfCollection (Predefined Filter Collection to Block Services Filters).

Table 721 - SMI Referenced Properties/Methods for CIM_MemberOfCollection (Predefined Filter Collection to Block Services Filters)

Properties	Flags	Requirement	Description & Notes
Collection		Mandatory	Reference to the Block Services predefined FilterCollection.
Member		Mandatory	Reference to the predefined IndicationFilters of the Block Services implementation.

30.8.45 CIM_MemberOfCollection (Predefined Filter Collection to Thin Provisioning Filters)

Experimental. This associates the Thin Provisioning predefined FilterCollection to the predefined Filters supported by the implementation.

Requirement: Required if the Experimental Indication Profile is supported and the SNIA_IndicationConfigurationCapabilities.SupportedFeatures='5' (Predefined Filter Collections).

Table 722 describes class CIM_MemberOfCollection (Predefined Filter Collection to Thin Provisioning Filters).

Table 722 - SMI Referenced Properties/Methods for CIM_MemberOfCollection (Predefined Filter Collection to Thin Provisioning Filters)

Properties	Flags	Requirement	Description & Notes
Collection		Mandatory	Reference to the Thin Provisioning predefined FilterCollection.
Member		Mandatory	Reference to the predefined IndicationFilters of the Thin Provisioning implementation.

30.8.46 CIM_MemberOfCollection (Thin Provisioning Filter Collection to FilterCollection)

Experimental. This associates the Thin Provisioning predefined FilterCollection to the FilterCollection for the autonomous profile (e.g., the Array FilterCollection).

Requirement: Required if the Experimental Indication Profile is supported and the SNIA_IndicationConfigurationCapabilities.SupportedFeatures='5' (Predefined Filter Collections).

Table 723 describes class CIM_MemberOfCollection (Thin Provisioning Filter Collection to FilterCollection).

Table 723 - SMI Referenced Properties/Methods for CIM_MemberOfCollection (Thin Provisioning Filter Collection to FilterCollection)

Properties	Flags	Requirement	Description & Notes
Collection		Mandatory	Reference to the predefined FilterCollection of the referencing profile.
Member		Mandatory	Reference to the Thin Provisioning predefined FilterCollection.

30.8.47 CIM_MemberOfCollection (Thin Provisioning ProfileSpecificAlertIndicationFilterCollection to Thin Provisioning Filters)

Experimental. This associates the Thin Provisioning ProfileSpecificAlertIndicationFilterCollection to the Filters defined by the Thin Provisioning Profile.

Requirement: Optional

Table 724 describes class CIM_MemberOfCollection (Thin Provisioning ProfileSpecificAlertIndicationFilterCollection to Thin Provisioning Filters).

Table 724 - SMI Referenced Properties/Methods for CIM_MemberOfCollection (Thin Provisioning Profile-SpecificAlertIndicationFilterCollection to Thin Provisioning Filters)

Properties	Flags	Requirement	Description & Notes
Collection		Mandatory	Reference to the Thin Provisioning ProfileSpecificAlertIndicationFilterCollection.
Member		Mandatory	Reference to the IndicationFilters defined by the Thin Provisioning Profile.

30.8.48 CIM_OwningJobElement

Conditional on support for Job Control profile.

Requirement: Support for Job Control profile.

Table 725 describes class CIM_OwningJobElement.

Table 725 - SMI Referenced Properties/Methods for CIM_OwningJobElement

Properties	Flags	Requirement	Description & Notes
OwnedElement		Mandatory	
OwningElement		Mandatory	

30.8.49 CIM_StorageCapabilities

Created By: Static

Modified By: Static

Deleted By: Static

Requirement: Mandatory

Table 726 describes class CIM_StorageCapabilities.

Table 726 - SMI Referenced Properties/Methods for CIM_StorageCapabilities

Properties	Flags	Requirement	Description & Notes
InstanceID		Mandatory	
ElementName		Mandatory	The user-friendly name for this instance of Capabilities. In addition, the user-friendly name can be used as a index property for a search or query. (Note: ElementName does not have to be unique within a namespace) If the capabilities are fixed, then this property should be used as a means for the client application to correlate between capabilities and device documentation.
ElementType		Mandatory	Enumeration indicating the type of instance to which this StorageCapabilities applies. Shall be either 5 or 6 (StoragePool or StorageConfigurationService).
NoSinglePointOfFailure		Mandatory	Indicates whether or not the associated instance supports no single point of failure. Values are: FALSE = does not support no single point of failure, and TRUE = supports no single point of failure.
NoSinglePointOfFailureDefault		Mandatory	Indicates the default value for the NoSinglePointOfFailure property.
DataRedundancyMin		Mandatory	DataRedundancyMin describes the minimum number of complete copies of data that can be maintained. Examples would be RAID 5 where 1 copy is maintained and RAID 1 where 2 or more copies are maintained. Possible values are 1 to n.
DataRedundancyMax		Mandatory	DataRedundancyMax describes the maximum number of complete copies of data that can be maintained. Examples would be RAID 5 where 1 copy is maintained and RAID 1 where 2 or more copies are maintained. Possible values are 1 to n.
DataRedundancyDefault		Mandatory	DataRedundancyDefault describes the default number of complete copies of data that can be maintained. Examples would be RAID 5 where 1 copy is maintained and RAID 1 where 2 or more copies are maintained. Possible values are 1 to n.

Table 726 - SMI Referenced Properties/Methods for CIM_StorageCapabilities

Properties	Flags	Requirement	Description & Notes
PackageRedundancyMin		Mandatory	PackageRedundancyMin describes the minimum number of spindles or logical devices that can be used. Package redundancy describes how many disk spindles or logical devices can fail without data loss including, at most, one spare. Examples would be RAID5 with a Package Redundancy of 1, RAID6 with 2. Possible values are 0 to n.
PackageRedundancyMax		Mandatory	PackageRedundancyMax describes the maximum number of spindles or logical devices that can be used. Package redundancy describes how many disk spindles or logical devices can fail without data loss including, at most, one spare. Examples would be RAID5 with a Package Redundancy of 1, RAID6 with 2. Possible values are 0 to n.
PackageRedundancyDefault		Mandatory	PackageRedundancyDefault describes the default number of spindles or logical devices that can be used. Package redundancy describes how many disk spindles or logical devices can fail without data loss including, at most, one spare. Examples would be RAID5 with a Package Redundancy of 1, RAID6 with 2. Possible values are 0 to n.
ExtentStripeLengthDefault		Optional	Describes what the default stripe length, the number of members or columns, a storage element will have when created or modified using this capability. A NULL means that the setting of stripe length is not supported at all or not supported at this level of storage element allocation or assignment.
ParityLayoutDefault		Optional	ParityLayoutDefault describes what the default parity a storage element will have when created or modified using this capability. A NULL means that the setting of the parity is not supported at all or is not supported at this level of storage element allocation or assignment.
UserDataStripeDepthDefault		Optional	UserDataStripeDepthDefault describes what the number of bytes forming a stripe that a storage element will have when created or modified using this capability. A NULL means that the setting of stripe depth is not supported at all or not supported at this level of storage element allocation or assignment.
AvailableDiskType		Optional	Experimental. Enumeration indicating the type of DiskDrives which may be available. (0)Unknown, (1)Other, (2)Hard Disk Drive, (3)Solid State Drive, (4)Hybrid.
AvailableFormFactor		Optional	Experimental. Enumeration indicating the drive physical size which may be available. (0)Unknown, (1)Other, (2)Not Reported, (3)5.25 inch, (4)3.5 inch, (5)2.5 inch, (6)1.8 inch".
AvailablePortType		Optional	Deprecated.
AvailableInterconnectType		Optional	Experimental. Enumeration indicating the type of disk interconnections which may be available. (0)Unknown, (1)other, (2)SAS, (3)SATA, (4)SAS/SATA, (5)FC, (6)SOP.
AvailableInterconnectSpeed		Optional	Experimental. The speed of disk interconnections which are be available. Values are in bits/second.
AvailableRPM		Optional	Experimental. The rotational speed of disk media which are be available. Values are in rotations per minute. SSD devices shall report 0".
EncryptionSupported		Optional	Experimental. This property reflects support of the encryption feature implemented by some disk drives."
SupportedCompressionRates		Optional	Experimental. SupportedCompressionRates identifies the compression rates that are supported by the implementation, "including '1' (None). If '1' (None) is specified, then no other rate may be identified. If '1' (None) is not specified, then the values recognized are '2' (High), '3' (Medium), '4' (Low) and/or '5' (Implementation Decides).

Table 726 - SMI Referenced Properties/Methods for CIM_StorageCapabilities

Properties	Flags	Requirement	Description & Notes
CreateSetting()		Conditional	Conditional requirement: Support for StorageConfigurationService. Generate a setting to use as a goal for creating or modifying storage elements.
GetSupportedStripeLengths()		Optional	List the possible discrete stripe lengths supported at this time of this method's execution.
GetSupportedStripeLengthRange()		Optional	List the possible stripe length ranges supported at the time of this method's execution.
GetSupportedParityLayouts()		Optional	List the possible parity layouts supported at the time of this method's execution.
GetSupportedStripeDepths()		Optional	List the possible stripe depths supported at the time of this method's execution.
GetSupportedStripeDepthRange()		Optional	List the possible stripe depth ranges supported at the time of this method's execution.

30.8.50 CIM_StorageConfigurationCapabilities (Concrete)

StorageConfigurationCapabilities as defined in Block Services, with the addition of SupportedStorageElementTypes for thin pools and volumes. The class definition specializes the CIM_StorageConfigurationCapabilities definition in the Block Services profile. Properties or methods not inherited are marked accordingly as '(overridden)' or '(added)' in the left most column.

Created By: Static

Modified By: Static

Deleted By: Static

Requirement: Support for the Storage Relocation profile.

Table 727 describes class CIM_StorageConfigurationCapabilities (Concrete).

Table 727 - SMI Referenced Properties/Methods for CIM_StorageConfigurationCapabilities (Concrete)

Properties	Flags	Requirement	Description & Notes
InstanceID		Mandatory	
ElementName		Mandatory	
SupportedStoragePoolFeatures		Optional	Lists what StorageConfigurationService functionalities are implemented. Matches 2 3 5 6 7 (InExtents or Single InPool or Storage Pool QoS Change or Storage Pool Capacity Expansion or Storage Pool Capacity Reduction).
SupportedSynchronousActions		Conditional	Conditional requirement: Support for the Storage Relocation profile. Lists what actions, invoked through StorageConfigurationService methods, shall not produce Concrete jobs. This version of the standard recognizes "2" (Storage Pool Creation), "3" (Storage Pool Deletion), "4" (Storage Pool Modification), "5" (Storage Element Creation), "12" (Storage Element from Element Creation), "13" (Storage Element from Element Modification) or "15" (StoragePool Usage Modification) or "17" (StorageVolume To StoragePool Relocation) or "18" (StoragePool To StoragePool Relocation) or "19" (StorageVolume To StorageExtent Relocation) or "20" (StoragePool To StorageExtent Relocation) or "21" (LogicalDisk To StorageExtent Relocation) or "22" (Multiple Storage Element Creation) or "23" (Multiple Storage Element Return) or "24" (Storage Element from Multiple Pools Creation).

Table 727 - SMI Referenced Properties/Methods for CIM_StorageConfigurationCapabilities (Concrete)

Properties	Flags	Requirement	Description & Notes
SupportedStorageElementTypes (overridden)		Mandatory	Extended for Thin Provisioning to include 5 (ThinlyProvisionedStorageVolume), 6 (ThinlyProvisionedLogicalDisk), 7 (ThinlyProvisionedAllocatedStoragePool), 8 (ThinlyProvisionedQuotaStoragePool), or 9 (ThinlyProvisionedLimitlessStoragePool).
SupportedAsynchronousActions		Conditional	Conditional requirement: Support for the Storage Relocation profile. Lists what actions, invoked through StorageConfigurationService methods, may produce Concrete jobs. This version of the standard recognizes "2" (Storage Pool Creation), "3" (Storage Pool Deletion), "4" (Storage Pool Modification), "5" (Storage Element Creation), "12" (Storage Element from Element Creation), "13" (Storage Element from Element Modification) or "15" (StoragePool Usage Modification) or "17" (StorageVolume To StoragePool Relocation) or "18" (StoragePool To StoragePool Relocation) or "19" (StorageVolume To StorageExtent Relocation) or "20" (StoragePool To StorageExtent Relocation) or "21" (LogicalDisk To StorageExtent Relocation) or "22" (Multiple Storage Element Creation) or "23" (Multiple Storage Element Return) or "24" (Storage Element from Multiple Pools Creation).
SupportedStorageElementFeatures		Conditional	Conditional requirement: Support for the Storage Relocation profile. Lists actions supported through the invocation of StorageServiceService.CreateOrModifyElementFromStoragePool(). Matches 3 8 14 15 16 17 18 (StorageVolume Creation or LogicalDisk Creation or StorageVolume To StoragePool Relocation or StoragePool To StoragePool Relocation or StorageVolume To StorageExtent Relocation or StoragePool To StorageExtent Relocation LogicalDisk To StorageExtent Relocation).
SupportedStorageElementUsage		Optional	Indicates the intended usage or any restrictions that may have been imposed on supported storage elements.
ClientSettableElementUsage		Optional	Indicates the intended usage or any restrictions that may have been imposed on the usage of client-settable elements.
SupportedStoragePoolUsage		Conditional	Conditional requirement: Support for the Storage Relocation profile. Indicates the intended usage or any restrictions that may have been imposed on storage pools.
ClientSettablePoolUsage		Conditional	Conditional requirement: Support for the Storage Relocation profile. Indicates the intended usage or any restrictions that may have been imposed on the usage of a client-settable storage pool.
MaximumElementCreateCount		Optional	Indicates the maximum number of elements that can be specified to be created in a single method call. If 0 or null, there is no limit.
MaximumElementDeleteCount		Conditional	Conditional requirement: Support for the Storage Relocation profile. Indicates the maximum number of elements that can be deleted in a single method call. If 0 or null, there is no limit.
MultipleElementCreateFeatures		Optional	Enumeration indicating features offered by the multiple element create method. "2" (Single instance creation indication).
MultipleElementDeleteFeatures		Optional	Enumeration indicating features offered by the multiple element delete method. "2" (Continue on nonexistent element) or "3" (Return error on nonexistent element).
ThinProvisionedClientSettableReserve (added)		Mandatory	Experimental.

Table 727 - SMI Referenced Properties/Methods for CIM_StorageConfigurationCapabilities (Concrete)

Properties	Flags	Requirement	Description & Notes
ThinProvisionedDefaultReserve (added)		Mandatory	Experimental.
GetElementNameCapabilities()		Optional	This method indicates if ElementName can be specified as a part of invoking an appropriate method of StorageConfigurationService to create a new element. Additionally, the returned data includes the methods that can be used to modify the ElementName of existing storage elements.

30.8.51 CIM_StorageConfigurationCapabilities (Global)

StorageConfigurationCapabilities as defined in Block Services, with the addition of SupportedStorageElementTypes for thin pools and volumes. The class definition specializes the CIM_StorageConfigurationCapabilities definition in the Block Services profile. Properties or methods not inherited are marked accordingly as '(overridden)' or '(added)' in the left most column.

Created By: Static

Modified By: Static

Deleted By: Static

Requirement: Support for StorageConfigurationService.

Table 728 describes class CIM_StorageConfigurationCapabilities (Global).

Table 728 - SMI Referenced Properties/Methods for CIM_StorageConfigurationCapabilities (Global)

Properties	Flags	Requirement	Description & Notes
InstanceID		Mandatory	
ElementName		Mandatory	
SupportedStoragePoolFeatures		Optional	Lists what StorageConfigurationService functionalities are implemented. Matches 2 3 5 6 7 (InExtents or Single InPool or Storage Pool QoS Change or Storage Pool Capacity Expansion or Storage Pool Capacity Reduction).
SupportedSynchronousActions		Conditional	Conditional requirement: Support for the Storage Relocation profile. Lists what actions, invoked through StorageConfigurationService methods, shall not produce Concrete jobs.
SupportedStorageElementTypes (overridden)		Mandatory	Extended for Thin Provisioning to include 5 (ThinlyProvisionedStorageVolume), 6 (ThinlyProvisionedLogicalDisk), 7 (ThinlyProvisionedAllocatedStoragePool), 8 (ThinlyProvisionedQuotaStoragePool), or 9 (ThinlyProvisionedLimitlessStoragePool).
SupportedAsynchronousActions		Conditional	Conditional requirement: Support for the Storage Relocation profile. Lists what actions, invoked through StorageConfigurationService methods, may produce Concrete jobs.
SupportedStorageElementFeatures		Conditional	Conditional requirement: Support for the Storage Relocation profile. Lists actions supported through the invocation of StorageServiceService.CreateOrModifyElementFromStoragePool(). Matches 3 5 8 9 11 12 13 14 15 16 17 18 (StorageVolume Creation or StorageVolume Modification or LogicalDisk Creation or LogicalDisk Modification or Storage Element QoS Change or Storage Element Capacity Expansion or Storage Element Capacity Reduction or StorageVolume To StoragePool Relocation or StoragePool To StoragePool Relocation or StorageVolume To StorageExtent Relocation or StoragePool To StorageExtent Relocation or LogicalDisk To StorageExtent Relocation).

Table 728 - SMI Referenced Properties/Methods for CIM_StorageConfigurationCapabilities (Global)

Properties	Flags	Requirement	Description & Notes
SupportedStorageElementUsage		Optional	Indicates the intended usage or any restrictions that may have been imposed on supported storage elements.
ClientSettableElementUsage		Optional	Indicates the intended usage or any restrictions that may have been imposed on the usage of client-settable elements.
SupportedStoragePoolUsage		Conditional	Conditional requirement: Support for the Storage Relocation profile. Indicates the intended usage or any restrictions that may have been imposed on storage pools.
ClientSettablePoolUsage		Conditional	Conditional requirement: Support for the Storage Relocation profile. Indicates the intended usage or any restrictions that may have been imposed on the usage of a client-settable storage pool.
MaximumElementCreateCount		Optional	Indicates the maximum number of elements that can be specified to be created in a single method call. If 0 or null, there is no limit.
MaximumElementDeleteCount		Conditional	Conditional requirement: Support for the Storage Relocation profile. Indicates the maximum number of elements that can be deleted in a single method call. If 0 or null, there is no limit.
MultipleElementCreateFeatures		Optional	Enumeration indicating features offered by the multiple element create method. "2" (Single instance creation indication).
MultipleElementDeleteFeatures		Optional	Enumeration indicating features offered by the multiple element delete method. "2" (Continue on nonexistent element) or "3" (Return error on nonexistent element).
AutomaticPoolSelectionAllowed		Optional	If true, it indicates the implementation selects appropriate pools based on other supplied parameters to create elements. For example, based on supplied Goal.
ThinProvisionedClientSettableReserve (added)		Mandatory	Experimental.
ThinProvisionedDefaultReserve (added)		Mandatory	Experimental.
GetElementNameCapabilities()		Optional	This method indicates if ElementName can be specified as a part of invoking an appropriate method of StorageConfigurationService to create a new element. Additionally, the returned data includes the methods that can be used to modify the ElementName of existing storage elements.

30.8.52 CIM_StorageConfigurationCapabilities (Primordial)

StorageConfigurationCapabilities as defined in Block Services, with the addition of SupportedStorageElementTypes for thin pools and volumes. The class definition specializes the CIM_StorageConfigurationCapabilities definition in the Block Services profile. Properties or methods not inherited are marked accordingly as '(overridden)' or '(added)' in the left most column.

Created By: Static

Modified By: Static

Deleted By: Static

Requirement: Support for the Storage Relocation profile.

Table 729 describes class CIM_StorageConfigurationCapabilities (Primordial).

Table 729 - SMI Referenced Properties/Methods for CIM_StorageConfigurationCapabilities (Primordial)

Properties	Flags	Requirement	Description & Notes
InstanceID		Mandatory	
ElementName		Mandatory	
SupportedStoragePoolFeatures		Optional	Lists what StorageConfigurationService functionalities are implemented. Matches 2 3 (InExtents or Single InPool).
SupportedSynchronousActions		Conditional	Conditional requirement: Support for the Storage Relocation profile. Lists what actions, invoked through StorageConfigurationService methods, shall not produce Concrete jobs. This version of the standard recognizes "2" (Storage Pool Creation), "12" (Storage Element from Element Creation) or "15" (StoragePool Usage Modification) or "17" (StorageVolume To StoragePool Relocation) or "18" (StoragePool To StoragePool Relocation) or "19" (StorageVolume To StorageExtent Relocation) or "20" (StoragePool To StorageExtent Relocation) or "21" (LogicalDisk To StorageExtent Relocation).
SupportedStorageElementTypes (overridden)		Mandatory	Extended for Thin Provisioning to include 5 (ThinlyProvisionedStorageVolume), 6 (ThinlyProvisionedLogicalDisk), 7 (ThinlyProvisionedAllocatedStoragePool), 8 (ThinlyProvisionedQuotaStoragePool), or 9 (ThinlyProvisionedLimitlessStoragePool).
SupportedAsynchronousActions		Conditional	Conditional requirement: Support for the Storage Relocation profile. Lists what actions, invoked through StorageConfigurationService methods, may produce Concrete jobs. This version of the standard recognizes "2" (Storage Pool Creation), "12" (Storage Element from Element Creation) or "15" (StoragePool Usage Modification) or "17" (StorageVolume To StoragePool Relocation) or "18" (StoragePool To StoragePool Relocation) or "19" (StorageVolume To StorageExtent Relocation) or "20" (StoragePool To StorageExtent Relocation) or "21" (LogicalDisk To StorageExtent Relocation) or "22" (Multiple Storage Element Creation) or "23" (Multiple Storage Element Return) or "24" (Storage Element from Multiple Pools Creation).
SupportedStorageElementFeatures		Conditional	Conditional requirement: Support for the Storage Relocation profile. Lists actions supported through the invocation of StorageServiceService.CreateOrModifyElementFromStoragePool(). This version of the standard does not recognize any values for this property. For Primordial pools, this shall not contain 3 (StorageVolume Creation), 5 (StorageVolume Modification), 8 (LogicalDisk Creation) or 9 (LogicalDisk Modification) or 14 (StorageVolume To StoragePool Relocation) or 15 (StoragePool To StoragePool Relocation) or 16 (StorageVolume To StorageExtent Relocation) or 17 (StoragePool To StorageExtent Relocation) or 18 (LogicalDisk To StorageExtent Relocation).
SupportedStorageElementUsage		Optional	For Primordial StorageConfigurationCapabilities, this shall be NULL.
ClientSettableElementUsage		Optional	For Primordial StorageConfigurationCapabilities, this shall be NULL.
SupportedStoragePoolUsage		Conditional	Conditional requirement: Support for the Storage Relocation profile. Indicates the intended usage or any restrictions that may have been imposed on storage pools.
ClientSettablePoolUsage		Conditional	Conditional requirement: Support for the Storage Relocation profile. Indicates the intended usage or any restrictions that may have been imposed on the usage of a client-settable storage pool.

Table 729 - SMI Referenced Properties/Methods for CIM_StorageConfigurationCapabilities (Primordial)

Properties	Flags	Requirement	Description & Notes
ThinProvisionedClientSettableReserve (added)		Mandatory	Experimental.
ThinProvisionedDefaultReserve (added)		Mandatory	Experimental.

30.8.53 CIM_StorageConfigurationService

StorageConfigurationService as defined in Block Services, adding thin provisioning values to the ElementType parameter. The class definition specializes the CIM_StorageConfigurationService definition in the Block Services profile. Properties or methods not inherited are marked accordingly as '(overridden)' or '(added)' in the left most column.

Created By: Static

Modified By: Static

Deleted By: Static

Requirement: Mandatory

Table 730 describes class CIM_StorageConfigurationService.

Table 730 - SMI Referenced Properties/Methods for CIM_StorageConfigurationService

Properties	Flags	Requirement	Description & Notes
SystemCreationClassName		Mandatory	
CreationClassName		Mandatory	
SystemName		Mandatory	
Name		Mandatory	
CreateOrModifyStoragePool()		Optional	Create (or modify) a StoragePool. A job may be created as well.
DeleteStoragePool()		Optional	Start a job to delete a StoragePool.
CreateOrModifyElementFromStoragePool() (overridden)		Mandatory	Expanded ElementType parameter.
CreateElementsFromStoragePools()		Optional	Experimental. Create one or more storage elements. A job may be created as well.
CreateOrModifyElementFromElements() (overridden)		Mandatory	Expanded ElementType parameter.
ReturnToStoragePool()		Mandatory	Release the capacity represented by this storage element back to the Pool.
ReturnElementsToStoragePool()		Optional	Experimental. Release the capacity represented by one or more storage elements back to the Pool.
RequestUsageChange()		Optional	Allows a client to change the Usage for the element.
GetElementsBasedOnUsage()		Optional	Allows a client to retrieve elements for a specialized Usage.

30.8.54 CIM_StoragePool (Concrete)

Concrete StoragePool as defined in Block Services with the addition of SpaceLimit, SpaceLimitDetermination, and ThinProvisionMetaDataSpace properties. The class definition specializes the CIM_StoragePool definition in the Block Services profile. Properties or methods not inherited are marked accordingly as '(overridden)' or '(added)' in the left most column.

Created By: Extrinsic: StorageConfigurationService.CreateOrModifyStoragePool

Modified By: Extrinsic: StorageConfigurationService.CreateOrModifyStoragePool

Deleted By: Extrinsic: StorageConfigurationService.DeleteStoragePool

Requirement: Mandatory

Table 731 describes class CIM_StoragePool (Concrete).

Table 731 - SMI Referenced Properties/Methods for CIM_StoragePool (Concrete)

Properties	Flags	Requirement	Description & Notes
Primordial (overridden)		Mandatory	Shall be false.
InstanceID		Mandatory	
ElementName		Optional	
PoolID		Mandatory	A unique name in the context of this system that identifies this Pool.
OperationalStatus		Conditional	Experimental. Conditional requirement: Support for the Storage Relocation profile. Value shall be 2 3 6 15 (OK or Degraded or Error or Dormant). In addition, the secondary OperationalStatus may be 19 (Relocating) with 2 3 15 (OK or Degraded or Dormant).
TotalManagedSpace		Mandatory	
RemainingManagedSpace		Mandatory	
Usage		Optional	The specialized usage intended for this element.
OtherUsageDescription		Optional	Set when Usage value is "Other".
ClientSettableUsage		Optional	Lists Usage values that can be set by a client for this element.
CapacityInMigratingSource		Optional	Experimental. The total capacity of extents migrating out from this storage pool.
CapacityInMigratingTarget		Optional	Experimental. The total capacity of extents migrating into this storage pool.
ElementsShareSpace		Optional	If true, it indicates elements allocated from the storage pool are sharing space from the storage pool. For example, multiple snapshots "allocated" from a storage pool, point to the same blocks of the storage pool. As another example, elements utilizing de-duplication technology refer to a shared copy of the data stored in the storage pool.
ReservedSpace		Optional	The amount of capacity used by the storage pool to store information about the configuration of the storage pool. The space is not included in the TotalManagedSpace of the storage pool.
SpaceLimit (added)		Mandatory	Experimental. The capacity of the storage allocated to the pool when SpaceLimitDetermination has the value 3 (Quota) or 4 (Limitless) or set to the value of TotalManagedSpace if SpaceLimitDetermination has the value 2 (Allocated).
SpaceLimitDetermination (added)		Mandatory	Experimental. The SpaceLimitDetermination property of StoragePool defines the approach associated with the pool for determining capacity information for the pool.
ThinProvisionMetaDataSpace (added)		Optional	Experimental. The size of metadata consumed by this storage pool.

Table 731 - SMI Referenced Properties/Methods for CIM_StoragePool (Concrete)

Properties	Flags	Requirement	Description & Notes
GetSupportedSizes()		Conditional	Conditional requirement: Support for StorageConfigurationService. List the discrete storage element sizes that can be created or expanded from this Pool.
GetSupportedSizeRange()		Conditional	Conditional requirement: Support for StorageConfigurationService. List the size ranges for storage element that can be created or expanded from this Pool.
GetAvailableExtents()		Optional	List the StorageExtents from this Pool that may be used to create or expand a storage element. The StorageExtents may not already be in use as supporting capacity for existing storage element.

30.8.55 CIM_StoragePool (Empty)

Empty StoragePool as defined in Block Services with the addition of SpaceLimit, SpaceLimitDetermination, and ThinProvisionMetaDataSpace properties. The class definition specializes the CIM_StoragePool definition in the Block Services profile. Properties or methods not inherited are marked accordingly as '(overridden)' or '(added)' in the left most column.

Created By: Extrinsic: StorageConfigurationService.CreateOrModifyStoragePool

Modified By: Extrinsic: StorageConfigurationService.CreateOrModifyStoragePool

Deleted By: Extrinsic: StorageConfigurationService.DeleteStoragePool

Requirement: Optional

Table 732 describes class CIM_StoragePool (Empty).

Table 732 - SMI Referenced Properties/Methods for CIM_StoragePool (Empty)

Properties	Flags	Requirement	Description & Notes
Primordial		Mandatory	This may be either true or false. That is, both concrete and primordial StoragePools may be empty.
InstanceID		Mandatory	
ElementName		Optional	
PoolID		Mandatory	
OperationalStatus		Conditional	Experimental. Conditional requirement: Support for the Storage Relocation profile. Value shall be 2 3 6 15 (OK or Degraded or Error or Dormant). In addition, the secondary OperationalStatus may be 19 (Relocating) with 2 3 15 (OK or Degraded or Dormant).
TotalManagedSpace		Mandatory	This shall be 0 for an empty StoragePool.
RemainingManagedSpace		Mandatory	
Usage		Optional	
OtherUsageDescription		Optional	
ClientSettableUsage		Optional	
CapacityInMigratingSource		Optional	Experimental. The total capacity of extents migrating out from this storage pool.
CapacityInMigratingTarget		Optional	Experimental. The total capacity of extents migrating into this storage pool.

Table 732 - SMI Referenced Properties/Methods for CIM_StoragePool (Empty)

Properties	Flags	Requirement	Description & Notes
SpaceLimit (added)		Mandatory	Experimental. The capacity of the storage allocated to the pool when SpaceLimitDetermination has the value 3 (Quota) or 4 (Limitless) or set to the value of TotalManagedSpace if SpaceLimitDetermination has the value 2 (Allocated).
SpaceLimitDetermination (added)		Mandatory	Experimental. The SpaceLimitDetermination property of StoragePool defines the approach associated with the pool for determining capacity information for the pool.
ThinProvisionMetaDataSpace (added)		Optional	Experimental. The size of metadata consumed by this storage pool.
GetSupportedSizes()		Conditional	Conditional requirement: Support for StorageConfigurationService.
GetSupportedSizeRange()		Conditional	Conditional requirement: Support for StorageConfigurationService.
GetAvailableExtents()		Optional	

30.8.56 CIM_StoragePool (Primordial)

Primordial StoragePool as defined in Block Services with the addition of SpaceLimit, SpaceLimitDetermination, and ThinProvisionMetaDataSpace properties. The class definition specializes the CIM_StoragePool definition in the Block Services profile. Properties or methods not inherited are marked accordingly as '(overridden)' or '(added)' in the left most column.

Created By: Static

Modified By: Static

Deleted By: Static

Requirement: Mandatory

Table 733 describes class CIM_StoragePool (Primordial).

Table 733 - SMI Referenced Properties/Methods for CIM_StoragePool (Primordial)

Properties	Flags	Requirement	Description & Notes
Primordial (overridden)		Mandatory	Shall be true.
InstanceID		Mandatory	
ElementName		Optional	
PoolID		Mandatory	A unique name in the context of this system that identifies this Pool.
OperationalStatus		Conditional	Experimental. Conditional requirement: Support for the Storage Relocation profile. Value shall be 2 3 6 15 (OK or Degraded or Error or Dormant). In addition, the secondary OperationalStatus may be 19 (Relocating) with 2 3 15 (OK or Degraded or Dormant).
TotalManagedSpace		Mandatory	
RemainingManagedSpace		Mandatory	
Usage		Optional	The specialized usage intended for this element.
OtherUsageDescription		Optional	Set when Usage value is "Other".
ClientSettableUsage		Optional	Lists Usage values that can be set by a client for this element.
CapacityInMigratingSource		Optional	Experimental. The total capacity of extents migrating out from this storage pool.

Table 733 - SMI Referenced Properties/Methods for CIM_StoragePool (Primordial)

Properties	Flags	Requirement	Description & Notes
CapacityInMigratingTarget		Optional	Experimental. The total capacity of extents migrating into this storage pool.
ReservedSpace		Optional	The amount of capacity used by the storage pool to store information about the configuration of the storage pool. The space is not included in the TotalManagedSpace of the storage pool.
SpaceLimit (added)		Mandatory	Experimental. The capacity of the storage allocated to the pool when SpaceLimitDetermination has the value 3 (Quota) or 4 (Limitless) or set to the value of TotalManagedSpace if SpaceLimitDetermination has the value 2 (Allocated).
SpaceLimitDetermination (added)		Mandatory	Experimental. The SpaceLimitDetermination property of StoragePool defines the approach associated with the pool for determining capacity information for the pool.
ThinProvisionMetaDataSet (added)		Optional	Experimental. The size of metadata consumed by this storage pool.
GetSupportedSizes()		Conditional	Conditional requirement: Support for StorageConfigurationService. List the discrete storage element sizes that can be created or expanded from this Pool.
GetSupportedSizeRange()		Conditional	Conditional requirement: Support for StorageConfigurationService. List the size ranges for storage element that can be created or expanded from this Pool.
GetAvailableExtents()		Optional	List the StorageExtents from this Pool that may be used to create or expand a storage element. The StorageExtents may not already be in use as supporting capacity for existing storage element.

30.8.57 CIM_StorageSetting

StorageSetting as defined in Block Services with the addition of and Thin Provisioning properties. The class definition specializes the CIM_StorageSetting definition in the Block Services profile. Properties or methods not inherited are marked accordingly as '(overridden)' or '(added)' in the left most column.

Created By: Extrinsic: StorageCapabilities.CreateSetting

Modified By: Static

Deleted By: Static

Requirement: Mandatory

Table 734 describes class CIM_StorageSetting.

Table 734 - SMI Referenced Properties/Methods for CIM_StorageSetting

Properties	Flags	Requirement	Description & Notes
InstanceID		Mandatory	
ElementName		Mandatory	The user-friendly name for this instance of SettingData. In addition, the user-friendly name can be used as a index property for a search of query. (Note: Name does not have to be unique within a namespace.)
NoSinglePointOfFailure		Mandatory	Indicates the desired value for No Single Point of Failure. Possible values are false = single point of failure, and true = no single point of failure.
DataRedundancyMin		Mandatory	DataRedundancyMin describes the minimum number of complete copies of data to be maintained. Examples would be RAID 5 where 1 copy is maintained and RAID 1 where 2 or more copies are maintained. Possible values are 1 to n.

Table 734 - SMI Referenced Properties/Methods for CIM_StorageSetting

Properties	Flags	Requirement	Description & Notes
DataRedundancyMax		Mandatory	DataRedundancyMax describes the maximum number of complete copies of data to be maintained. Examples would be RAID 5 where 1 copy is maintained and RAID 1 where 2 or more copies are maintained. Possible values are 1 to n.
DataRedundancyGoal		Mandatory	
PackageRedundancyMin		Mandatory	PackageRedundancyMin describes the minimum number of spindles or logical devices to be used. Package redundancy describes how many disk spindles or logical devices can fail without data loss including, at most, one spare. Examples would be RAID5 with a Package Redundancy of 1, RAID6 with 2. Possible values are 0 to n.
PackageRedundancyMax		Mandatory	PackageRedundancyMax describes the maximum number of spindles or logical devices to be used. Package redundancy describes how many disk spindles or logical devices can fail without data loss including, at most, one spare. Examples would be RAID5 with a Package Redundancy of 1, RAID6 with 2. Possible values are 0 to n.
PackageRedundancyGoal		Mandatory	
ExtentStripeLength		Optional	ExtentStripeLength describes the desired stripe length goal.
ExtentStripeLengthMin		Optional	ExtentStripeLengthMin describes the minimum acceptable stripe length.
ExtentStripeLengthMax		Optional	ExtentStripeLengthMax describes the maximum acceptable stripe length.
ParityLayout		Optional	ParityLayout describes the desired parity layout. The value may be 1 or 2 (Non-rotated Parity or Rotated Parity).
UserDataStripeDepth		Optional	UserDataStripeDepth describes the desired stripe depth.
UserDataStripeDepthMin		Optional	UserDataStripeDepthMin describes the minimum acceptable stripe depth.
UserDataStripeDepthMax		Optional	UserDataStripeDepthMax describes the maximum acceptable stripe depth.
ChangeableType		Mandatory	This property informs a client if the setting can be modified. It also tells the client how long this setting is expected to remain in the model. If the implementation allows it, the client can use the property to request that the setting's existence be not transient.
StorageExtentInitialUsage		Optional	The Usage value to be used when creating a new storage element.
StoragePoolInitialUsage		Optional	The Usage value to be used when creating a new storage pool.
DiskType		Optional	Experimental. Enumeration indicating the type of DiskDrive wanted. (0)Dont care, (1)Other, (2)Hard Disk Drive, (3)Solid State Drive, (4)Hybrid.
InterconnectType		Optional	Experimental. Enumeration indicating the type of disk interconnection wanted."
InterconnectSpeed		Optional	Experimental. The speed of disk interconnection wanted in bits/second. Value of 0 means dont care.
FormFactor		Optional	Experimental. Enumeration indicating the physical size of drive wanted."
RPM		Optional	Experimental. The rotational speed of disk media wanted. A value of 0xffffffff means dont care. A value of 0 specifies a SSD drive.
Encryption		Optional	Experimental. This property reflects support of the encryption feature wanted.
PortType		Optional	Experimental.

Table 734 - SMI Referenced Properties/Methods for CIM_StorageSetting

Properties	Flags	Requirement	Description & Notes
CompressionRate		Optional	Experimental. CompressionRate Indicates the desired compression for a storage element. The possible values are '1' (None), '2' (High), '3' (Medium), '4' (Low) or '5' (Implementation Decides).
CompressedElement		Optional	Experimental. CompressedElement property indicates whether or not compression of the element is being requested. When set to true, compression is being requested. When set to false, compression is not being requested.
ThinProvisionedPoolType (added)		Mandatory	Experimental. This property is needed when the Setting is used as goal in CreateOrModify... but is not needed when the Setting class is associated to a pool or volume.
ThinProvisionedInitialReserve (added)		Mandatory	

30.8.58 CIM_StorageSettingWithHints

Created By: Static

Modified By: Static

Deleted By: Static

Requirement: Optional

Table 735 describes class CIM_StorageSettingWithHints.

Table 735 - SMI Referenced Properties/Methods for CIM_StorageSettingWithHints

Properties	Flags	Requirement	Description & Notes
InstanceID		Mandatory	
ElementName		Mandatory	The user-friendly name for this instance of SettingData. In addition, the user-friendly name can be used as a index property for a search of query. (Note: Name does not have to be unique within a namespace.)
NoSinglePointOfFailure		Mandatory	
DataRedundancyMin		Mandatory	
DataRedundancyMax		Mandatory	
DataRedundancyGoal		Mandatory	
PackageRedundancyMin		Mandatory	
PackageRedundancyMax		Mandatory	
PackageRedundancyGoal		Mandatory	
ExtentStripeLength		Optional	
ExtentStripeLengthMin		Optional	
ExtentStripeLengthMax		Optional	
ParityLayout		Optional	
UserDataStripeDepth		Optional	
UserDataStripeDepthMin		Optional	

Table 735 - SMI Referenced Properties/Methods for CIM_StorageSettingWithHints

Properties	Flags	Requirement	Description & Notes
UserDataStripeDepthMax		Optional	
StorageExtentInitialUsage		Optional	
StoragePoolInitialUsage		Optional	
DataAvailabilityHint		Mandatory	This hint is an indication from a client of the importance placed on data availability. Values are 0=Don't Care to 10=Very Important.
AccessRandomnessHint		Mandatory	This hint is an indication from a client of the randomness of accesses. Values are 0=Entirely Sequential to 10=Entirely Random.
AccessDirectionHint		Mandatory	This hint is an indication from a client of the direction of accesses. Values are 0=Entirely Read to 10=Entirely Write.
AccessSizeHint		Mandatory	This hint is an indication from a client of the optimal access sizes. Several sizes can be specified. Units("Megabytes").
AccessLatencyHint		Mandatory	This hint is an indication from a client how important access latency is. Values are 0=Don't Care to 10=Very Important.
AccessBandwidthWeight		Mandatory	This hint is an indication from a client of bandwidth prioritization. Values are 0=Don't Care to 10=Very Important.
StorageCostHint		Mandatory	This hint is an indication of the importance the client places on the cost of storage. Values are 0=Don't Care to 10=Very Important. A StorageVolume provider might choose to place data on low cost or high cost drives based on this parameter.
StorageEfficiencyHint		Mandatory	This hint is an indication of the importance placed on storage efficiency by the client. Values are 0=Don't Care to 10=Very Important. A StorageVolume provider might choose different RAID levels based on this hint.
ChangeableType		Mandatory	

30.8.59 CIM_StorageSettingsAssociatedToCapabilities

Created By: Static

Modified By: Static

Deleted By: Static

Requirement: Optional

Table 736 describes class CIM_StorageSettingsAssociatedToCapabilities.

Table 736 - SMI Referenced Properties/Methods for CIM_StorageSettingsAssociatedToCapabilities

Properties	Flags	Requirement	Description & Notes
DefaultSetting		Mandatory	This boolean designates the setting that will be used if the CreateSetting() method is called with providing the NewSetting parameter. However, some implementations may require that the NewSetting parameter be non null. There may be only one default setting per the combination of StorageCapabilities and associated StoragePool as associated through ElementCapabilities.
Dependent		Mandatory	The StorageSetting reference.
Antecedent		Mandatory	The StorageCapabilities reference.

30.8.60 CIM_StorageSettingsGeneratedFromCapabilities

Created By: Extrinsic: CreateSetting

Modified By: Static

Deleted By: Static

Requirement: Support for StorageConfigurationService.

Table 737 describes class CIM_StorageSettingsGeneratedFromCapabilities.

Table 737 - SMI Referenced Properties/Methods for CIM_StorageSettingsGeneratedFromCapabilities

Properties	Flags	Requirement	Description & Notes
Dependent		Mandatory	The StorageSetting reference.
Antecedent		Mandatory	The StorageCapabilities reference.

30.8.61 CIM_StorageVolume

Created By: Static

Modified By: Static

Deleted By: Extrinsic: StorageConfigurationService.ReturnToStoragePool

Requirement: Referenced from Array - StorageVolume is mandatory or Referenced from Storage Virtualizer - StorageVolume is mandatory or Referenced from Host Hardware RAID Controller - StorageVolume is mandatory.

Table 738 describes class CIM_StorageVolume.

Table 738 - SMI Referenced Properties/Methods for CIM_StorageVolume

Properties	Flags	Requirement	Description & Notes
SystemCreationClassName		Mandatory	
SystemName		Mandatory	
CreationClassName		Mandatory	
DeviceID		Mandatory	Opaque identifier.
ElementName		Optional	User-friendly name.
Name	CD	Mandatory	Identifier for this volume; based of datapath standards such as SCSI or ATAPI.
OtherIdentifyingInfo	CD	Optional	Additional correlatable names.
IdentifyingDescriptions		Optional	

Table 738 - SMI Referenced Properties/Methods for CIM_StorageVolume

Properties	Flags	Requirement	Description & Notes
NameFormat		Mandatory	The type of identifier in the Name property. The valid values for StorageVolumes are: 1 (Other) 2 (VPD83NAA6) 3 (VPD83NAA5) 4 (VPD83Type2) 5 (VPD83Type1) 6 (VPD83Type0) 7 (SNVM) 8 (NodeWWN) 9 (NAA) 10 (EUI64) 11 (T10VID).
NameNamespace		Mandatory	The namespace that defines uniqueness for the NameFormat.
ExtentStatus		Mandatory	
OperationalStatus		Mandatory	Value shall be 2 3 6 8 15 (OK or Degraded or Error or Starting or Dormant). In addition, the secondary OperationalStatus may be 19 (Relocating) with 2 3 15 (OK or Degraded or Dormant).
BlockSize		Mandatory	
NumberOfBlocks		Mandatory	The number of blocks of capacity consumed from the parent StoragePool.
ConsumableBlocks		Mandatory	The number of blocks usable by consumers.
IsBasedOnUnderlyingRedundancy		Mandatory	
NoSinglePointOfFailure		Mandatory	
DataRedundancy		Mandatory	
PackageRedundancy		Mandatory	
DeltaReservation		Mandatory	
Usage		Optional	The specialized usage intended for this element.
OtherUsageDescription		Optional	Set when Usage value is "Other".
ClientSettableUsage		Optional	Lists Usage values that can be set by a client for this element.
Primordial		Mandatory	Shall be false.
ExtentDiscriminator		Mandatory	Experimental. This is an array of values that shall contain 'SNIA:Allocated'.
CanDelete		Optional	Experimental. Indicates if the volume is able to be deleted by a client application.
NumExtentsMigrating		Optional	Experimental. The number of Extents in the process of migrating for this storage volume when the volume relocation is on going.
IsCompressed		Optional	Experimental. IsCompressed identifies whether or not compression is being applied to the volume. When set to "true" the data is compressed. When set to "false" the data is not compressed.

Table 738 - SMI Referenced Properties/Methods for CIM_StorageVolume

Properties	Flags	Requirement	Description & Notes
CompressionRate		Optional	Experimental. CompressionRate identifies whether or not compression is being applied to the volume and at what rate. The possible values are '1' (None), '2' (High), '3' (Medium) or '4' (Low).
CompressionState		Optional	Experimental. CompressionState indicates whether the compression is '2' (pending), '3' (initializing), '4' (in progress) or '5' (completed). If compression is not supported (CompressionRate='1') for the volume, the CompressionState shall be '1' (Not Applicable).

30.8.62 CIM_SystemDevice (System to StorageVolume or LogicalDisk)

Created By: Static

Modified By: Static

Deleted By: Extrinsic: StorageConfigurationService.ReturnToStoragePool

Requirement: Mandatory

Table 739 describes class CIM_SystemDevice (System to StorageVolume or LogicalDisk).

Table 739 - SMI Referenced Properties/Methods for CIM_SystemDevice (System to StorageVolume or LogicalDisk)

Properties	Flags	Requirement	Description & Notes
PartComponent		Mandatory	
GroupComponent		Mandatory	

EXPERIMENTAL

Thin Provisioning Profile

EXPERIMENTAL

31 Automated Storage Tiering Profile

31.1 Description

31.1.1 Synopsis

Profile Name: Automated Storage Tiering

Version: 1.6.1

Organization: SNIA

CIM schema version: 2.35

Central Class: TierService

Scoping Class: ComputerSystem

31.1.2 Supported Profiles, Subprofiles, and Packages

Profile Name: Automated Storage Tiering (Component Profile)

Version: 1.6.1

Organization: SNIA

CIM Schema Version: 2.35.0

Table 740 describes the related profiles for Automated Storage Tiering.

Table 740 - Related Profiles for Automated Storage Tiering

Profile Name	Organization	Version	Requirement	Description
Block Services	SNIA	1.6.1	Mandatory	
Pools from Volumes	SNIA	1.4.0	Optional	
Job Control	SNIA	1.5.0	Optional	
Extent Composition	SNIA	1.6.0	Optional	
Disk Drive Lite	SNIA	1.6.0	Optional	

31.1.3 Overview

The storage industry offers a range of storage products with varying performance characteristics. For example, Solid State Drive (SSD), Fibre Channel (FC), Serial ATA (SATA), etc.

Various storage products can be configured into different tiers of storage. To enable storage arrays to provide faster access to data based on how frequently the data is accessed, it is desirable to monitor the frequency of data access enabling the optimized placement of the data in the appropriate storage tier.

The Automated Storage Tiering profile, a component profile, includes classes and methods to expose the storage tiering feature of the storage array. The storage tiers may be created by the storage array based

on the performance characteristics of the underlying hardware and the quality of service associated with that hardware.

Alternatively, SMI-S clients may have the ability to create the storage tiers based on various requirements such as disk drive technology, quality of service, etc.

Once the storage tiers have been identified, the storage array will monitor the data usage of various storage elements (e.g., volumes) and “automatically” move the data to the appropriate storage tier in order to optimize the response time of the applications using that data. At the same time, as the data in a high performing storage tiers is used less often, the storage array will move that data to a less performing storage tier.

Storage tiering may be a fully automated feature managed by the storage array. Deciding when and under what performance criteria to move storage volumes between storage tiers may also be based on policies and schedules provided by the storage administrators. In some cases, a storage array may have well established default policies for optimum performance; however, it may also allow the storage administrators to fine tune the policies to better meet the requirements of the applications accessing the data.

The implementation may also offer a manual mode to allow clients to decide when to actually perform the data movement/relocation based on the collected workload statistics.

Throughout this profile, there are specific references to class properties and methods pertaining to each section. Refer to 31.4 "CIM Elements" for a complete list of all properties and methods, including their description.

31.1.4 Key Components

Table 741 shows a list of key classes used by the Automated Storage Tiering.

Clients should refer to 31.3 "Client Considerations and Recipes" for a list of steps to follow to utilize the storage tiering service.

Table 741 - Key Classes

Class Name	Notes
TierService	The main class for Automated Storage Tiering. It contains methods for manipulating storage tiers.
TierServiceCapabilities	Contains a set of properties and methods that describe the capabilities of automated storage tiering.
StorageTier	Represents a collection of storage objects belong to a tier.
AssociatedElementTier	Associates an element to a storage tier.
TierDomain	Represents a set of storage tiers that have a common scope and management domain.

31.1.5 Automated Storage Tiering Discovery

Figure 168 depicts the Automated Storage Tiering discovery instance diagram.

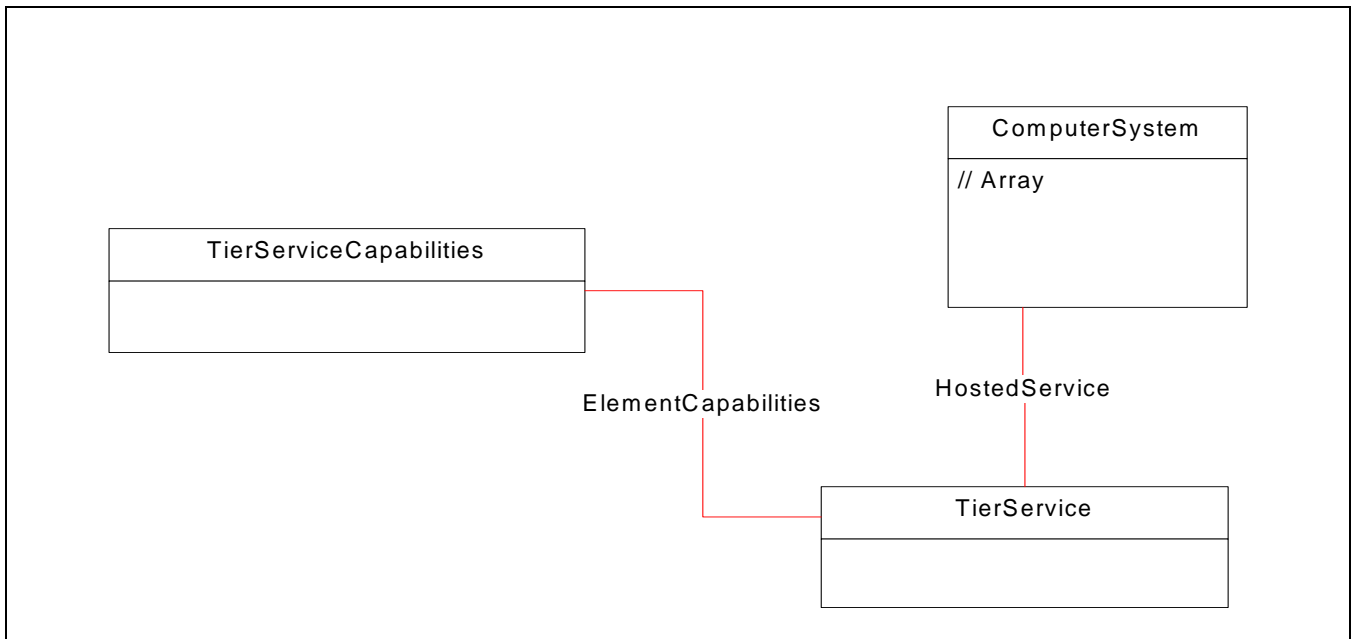


Figure 168 - Automated Storage Tiering Discovery

As shown in Figure 169, the single instance of the class TierService and its methods provide the mechanism for creating and managing storage tiers if they are not automatically created by the storage array.

An instance of the TierSettingData associated to the TierServiceCapabilities includes properties that may apply to all storage tiers (effectively, a “global” setting). Each storage tier also has an associated TierSettingData (effectively, a “local” setting). The “local” setting has precedence over the “global” setting. In other words, if a property appears in both the “local” and in the “global” setting, the property in the “local” setting prevails.

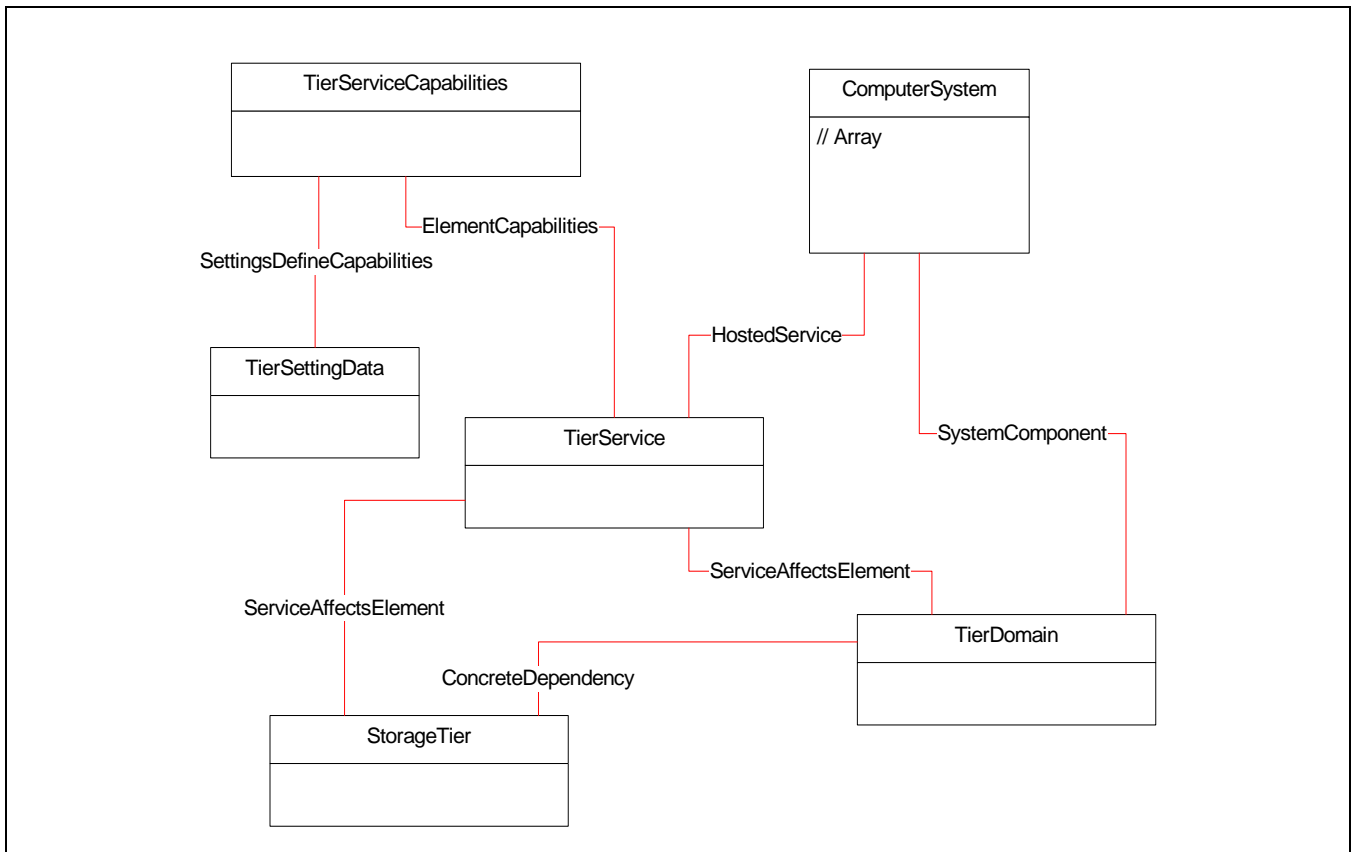


Figure 169 - Additional Automated Storage Tiering Components

31.1.6 Storage Tiers

A storage tier is a collection of storage objects that have the same performance characteristics and/or Quality of Service (QoS).

An implementation offering support for storage tiering, may create the storage tiers automatically or allow clients to invoke the appropriate methods in the TierService class to create the storage tiers.

Figure 170 shows two storage tiers -- one based on SSD (Solid State Drives) disk drives, and one based on SATA (Serial ATA) disk drives.

Storage volumes can be automatically relocated from one storage tier to another storage tier in order to improve access to data stored on the storage volumes.

A storage tier with a lower value RelativePerformanceOrder has a “better” performance characteristics. On systems that create storage tiers automatically, the system assigns an appropriate RelativePerformanceOrder value to the storage tier. On systems that clients request a storage tier to be created (by invoking the method CreateStorageTier, see section 31.2.1), clients can specify the RelativePerformanceOrder for the storage tier, as well as the acceptable minimum and maximum values for the RelativePerformanceOrder for the requested storage tier.

The method GetStorageTierCandidateObjects (see section 31.2.8) allows clients to locate the appropriate storage objects to form a storage tier.

Storage volumes with a null or 0 StorageVolume.StorageTieringSelection property are not subject to storage tiering. The property StorageVolume.StorageTieringSelection has the following possible values:

- 0: The StorageVolume is not subject to storage tiering
- 1: "Use RelativePerformanceOrder" -- Use the property StorageVolume.RelativePerformanceOrder to locate an appropriate storage tier for this storage volume.
- 2: "Use RelativePerformanceOrderSet" -- which indicates the storage volume can only be associated with storage tiers that have a RelativePerformanceOrder value included in this set.

The (optional) boolean property StorageTieringFrozen (when set to True) of the StorageSetting instance associated to a StorageVolume indicates if further data movement of the StorageVolume has been suspended. To resume the data movement of the StorageVolume by the storage tiering subsystem, use the ModifyInstance intrinsic method to set the property StorageTieringFrozen of the associated StorageSetting instance to False.

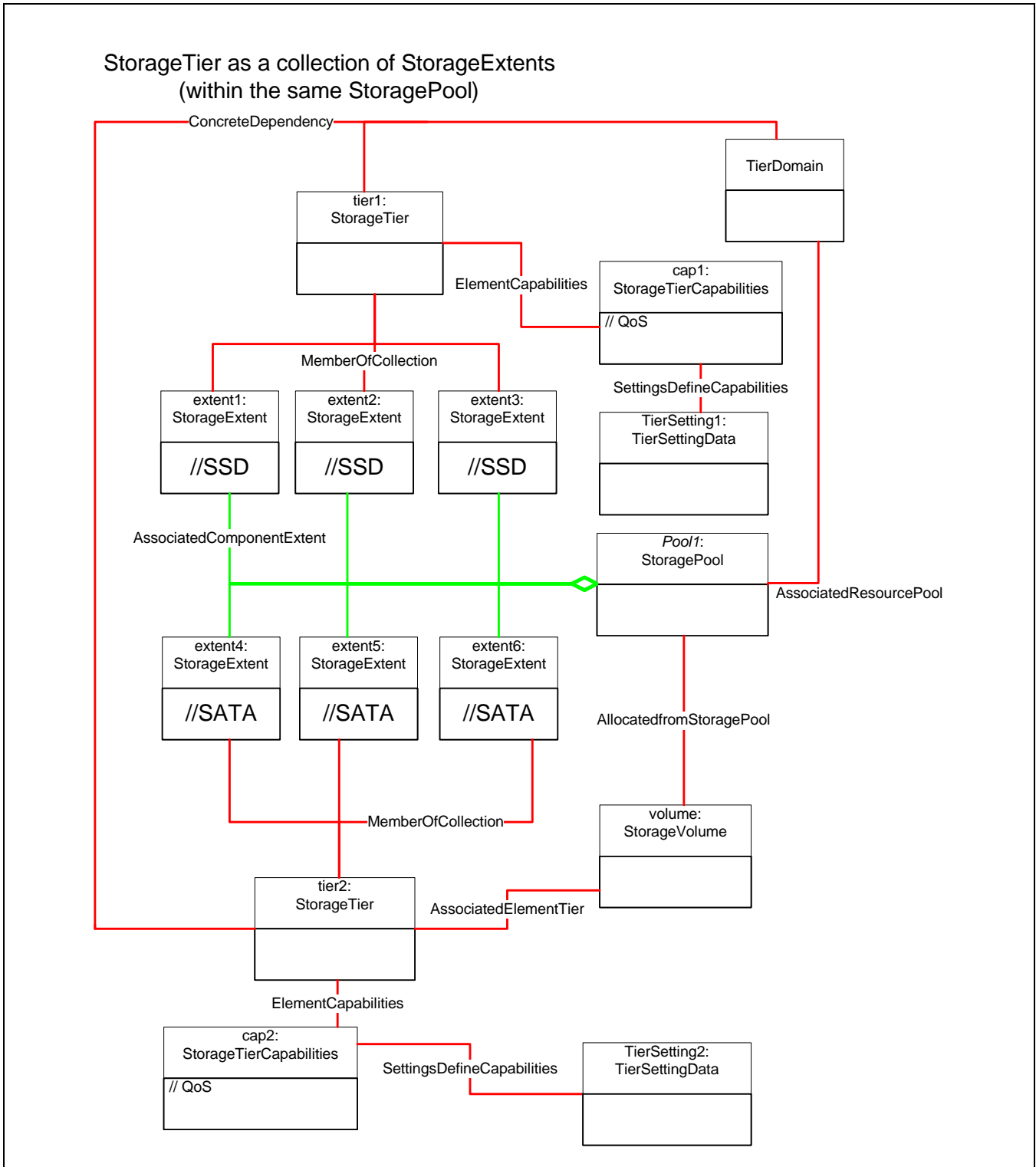


Figure 170 - Storage Tiering Model

A storage tier may be comprised of storage objects with the same performance characteristics (and QoS) from different storage pools, as shown in Figure 171.

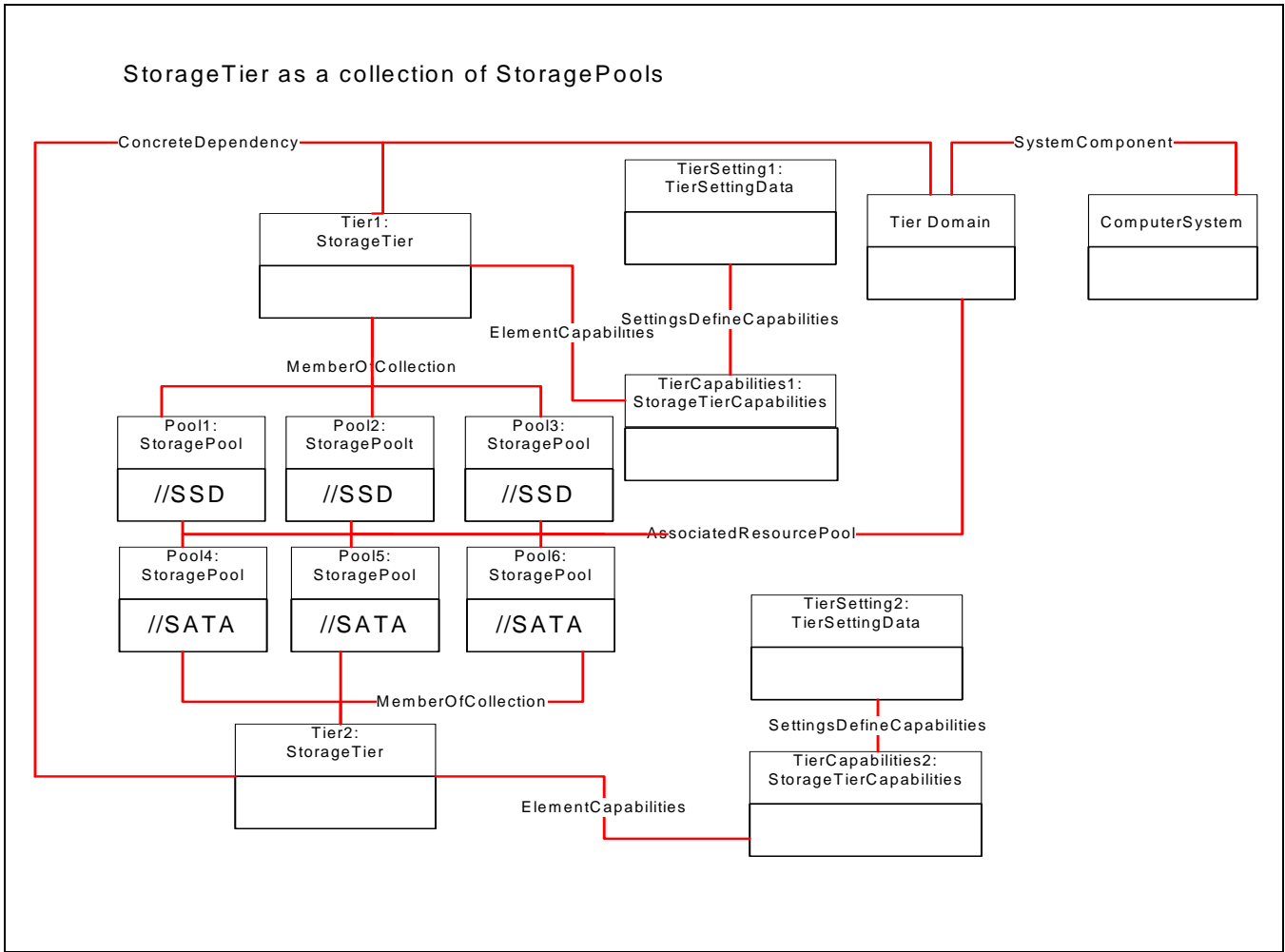


Figure 171 - Storage Tiering Model based on different pools

A storage tier may consist of StorageVolumes allocated from different storage pools with similar performance characteristics (and/or QoS). In this configuration, StorageVolumes form a StoragePool (per Pools from Volumes profile). Figure 172 shows such configuration.

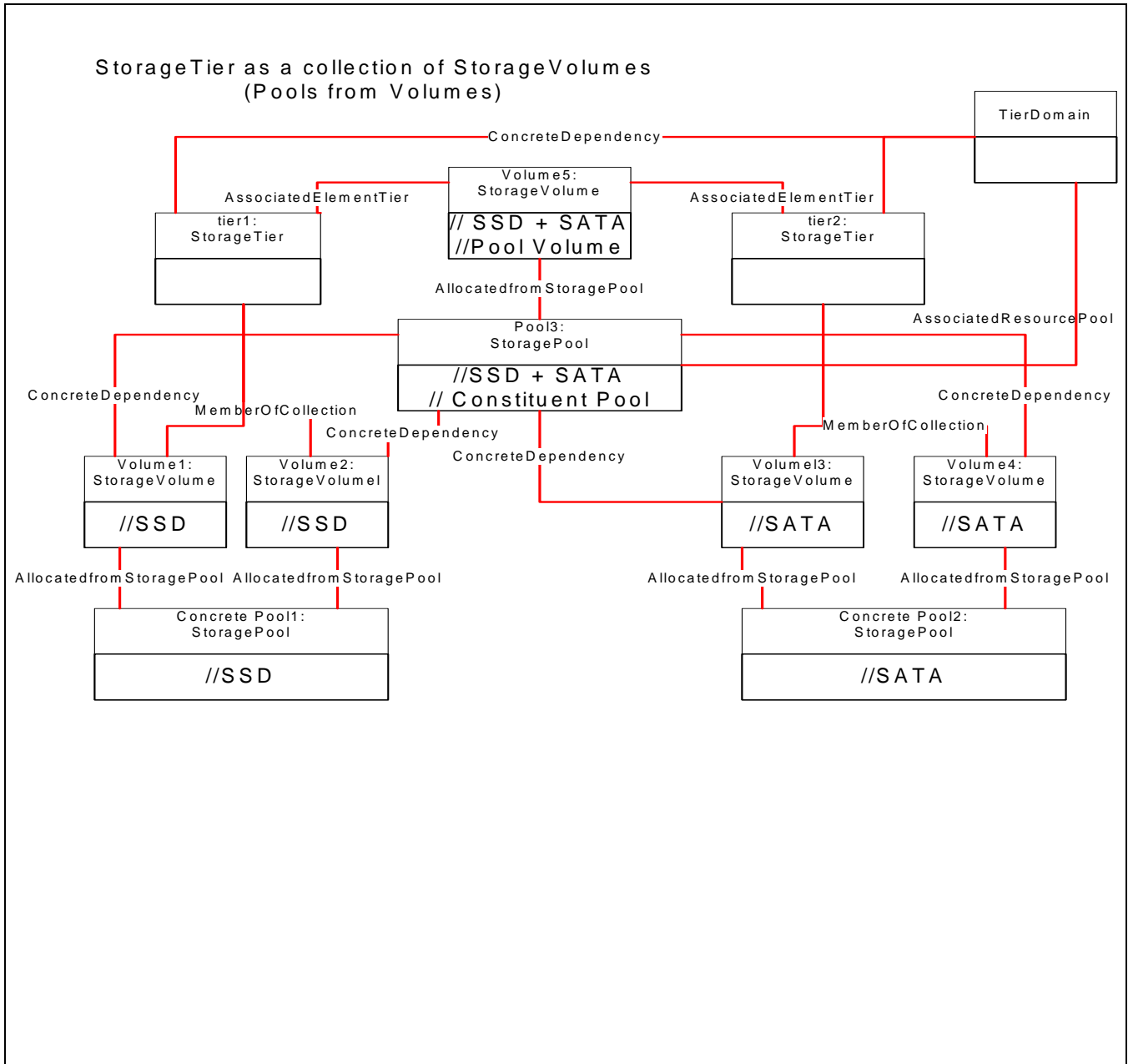


Figure 172 - Storage Tiering based on StorageVolumes forming a StoragePool

Storage tiers can be based on the Quality of Service (QoS) offered by the underlying storage pools. Figure 173 shows two different storage tiers--one that is “highly available,” and another that has “low availability.” The storage capabilities associated to each storage tier indicate the range of redundancies offered by the corresponding storage tier.

Automated Storage Tiering Profile

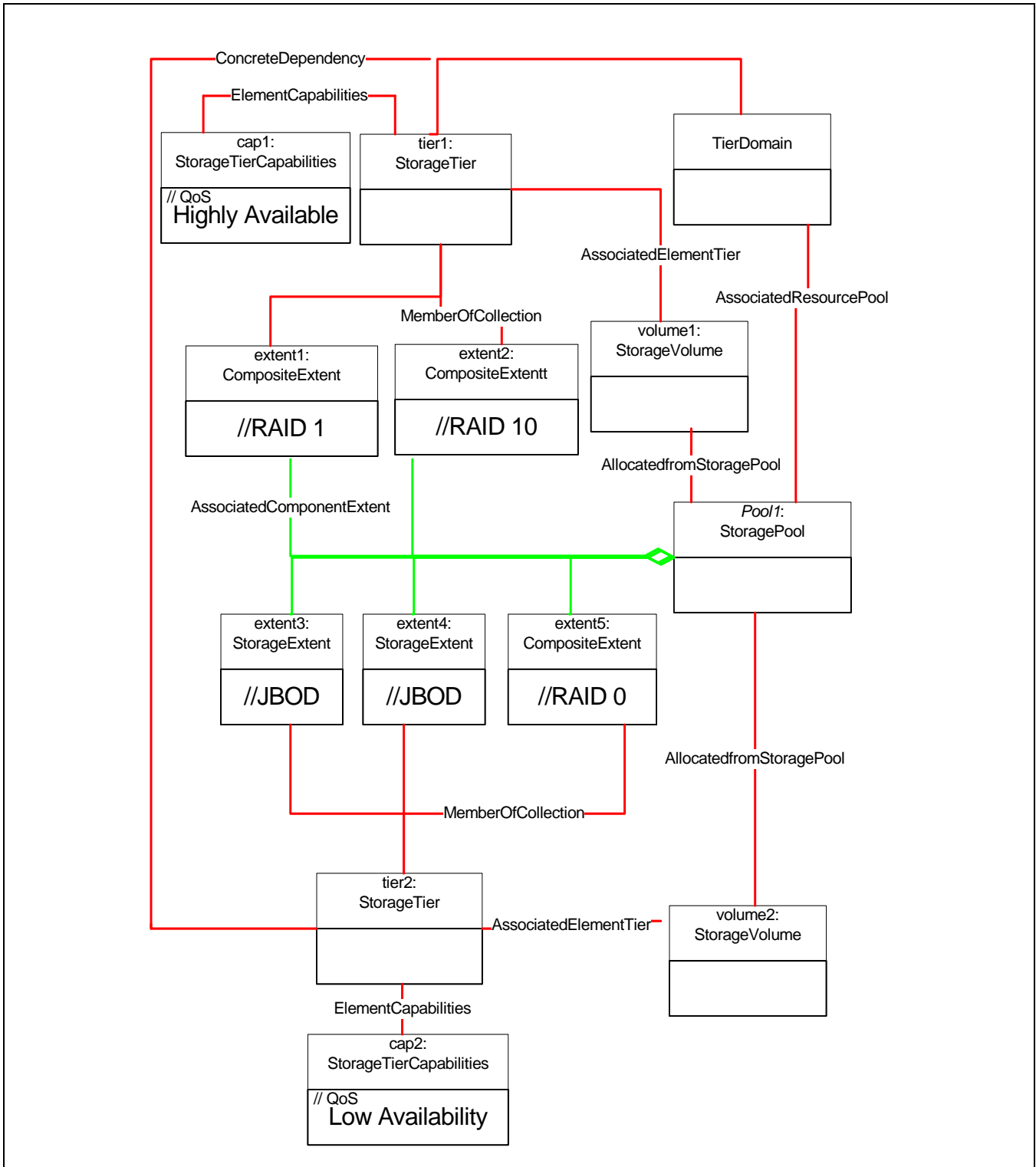


Figure 173 - Storage tiers based on QoS

StorageTiers can be a collection of primordial StorageExtents with different characteristics that are used to form a StoragePool, as shown in Figure 174. The primordial StorageExtents, with the

31.1.7 StorageTier and StoragePool

There is a correlation between storage tiers and storage pools since storage volumes allocated from a storage pool also have an association to one or more storage tiers. However, a StorageTier represents a *collection* of resources, which are identified as a tier; whereas, a StoragePool represents a *pool* of resources, which contain the elements such as a StorageVolume.

For example it is possible to divide up a storage pool based on disk drive technologies (and/or protection) into storage tiers--for example, all SSD drives into tier1, FC drives into tier2, and SATA drives into tier3.

Alternatively, it is possible to create a storage tier from one or more storage pools--for example, one or more storage pools that are based on SSD drives can be grouped into tier1, one or more storage pools that are based on FC drives can be grouped into tier2, etc.

31.1.8 TierDomain

A tier domain is a collection of storage tiers. The storage tiers belonging to a tier domain are associated to the TierDomain via the ConcreteDependency association. TierDomains are associated to the top level ComputerSystem via the SystemComponent association.

The underlying storage pools are associated to one or more tier domains via the AssociatedResourcePool association.

The storage elements subject to storage tiering are restricted to move between storage tiers in the same tier domain. In Figure 175, there are two tier domains. In this configuration, for example, the storage tiering subsystem may move a storage element allocated from storage pool 3 to storage pool 1, which is associated to tier 1.

The property DataMovement indicates whether data movement is automatic or manual, as follows:

- Auto: Movement of data happens automatically based on the collected statistics.
- Manual: The actual movement of data happens when requested by a client. The data movement is still based on the collected statistics.

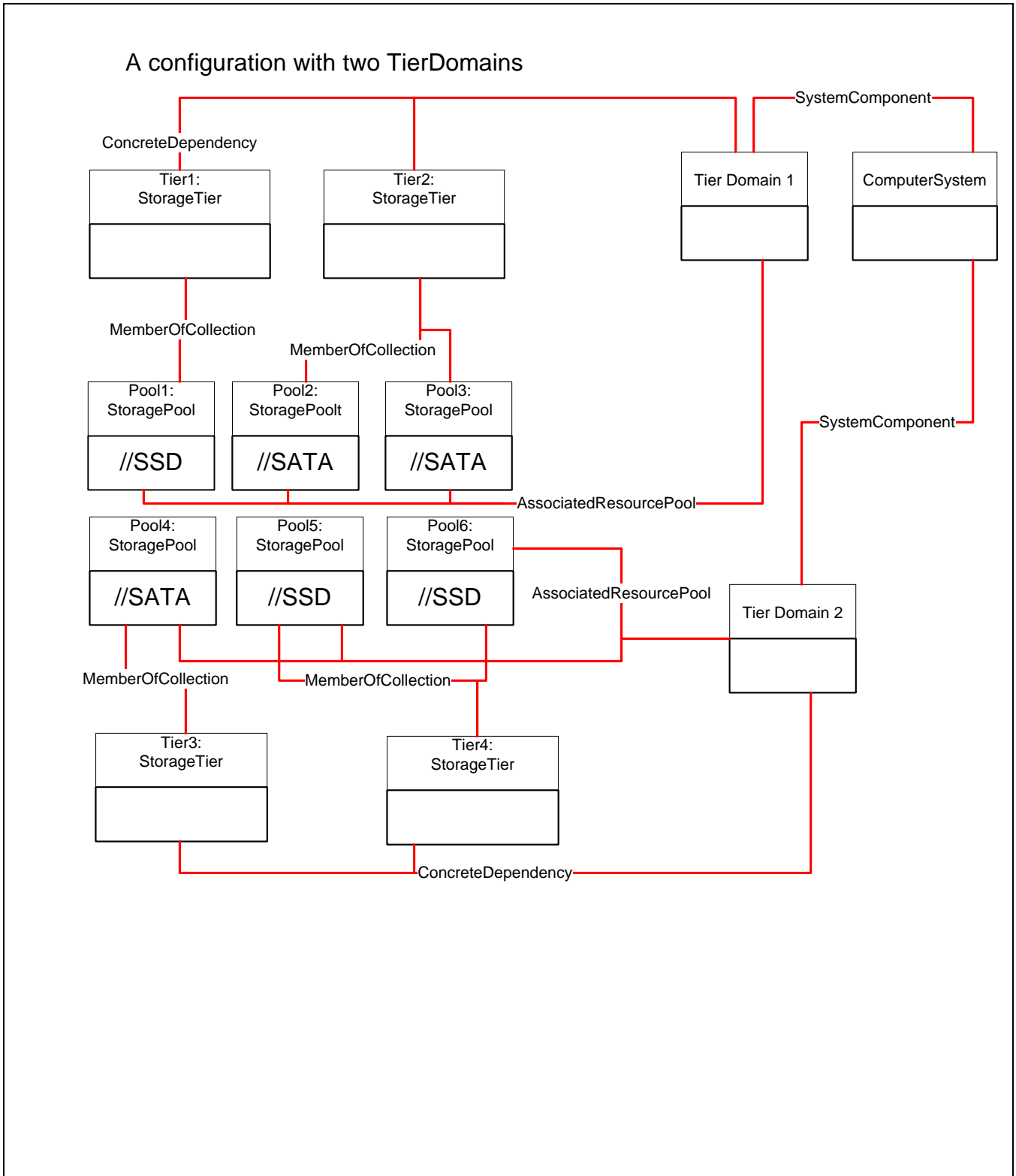


Figure 175 - Two TierDomain Configuration

31.1.9 Support for Sub-LUN tiering

An implementation may support storage tiering for Sub-LUNs. Such support involves automatic movement of only certain, “heavily used”, extents of a storage volume to more performant storage tiers -- as opposed to moving all the extents of the storage volume. Figure 176 shows a storage volume that is associated to two different storage tiers. See the TierServiceCapabilities in section 31.1.10.

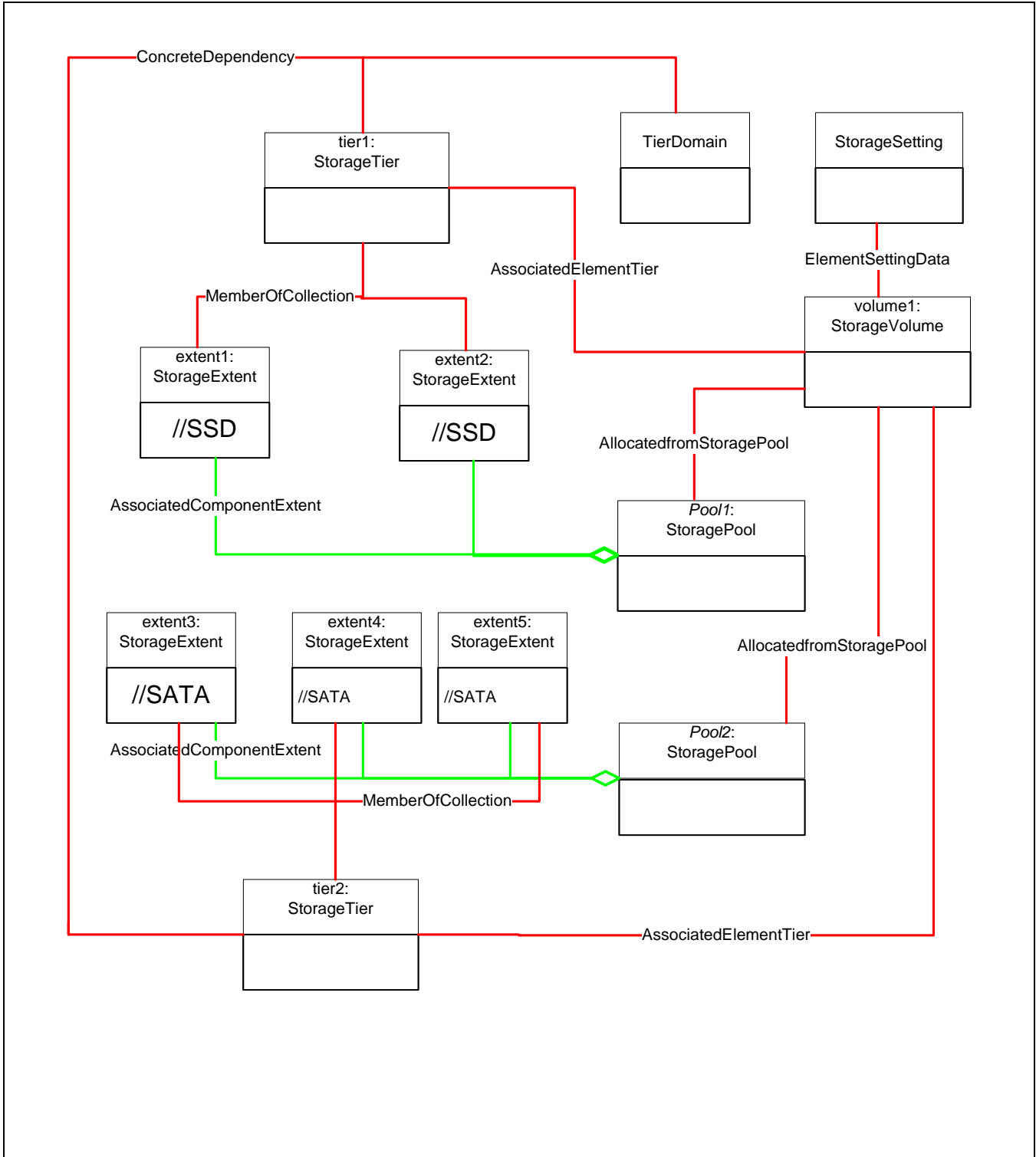


Figure 176 - A volume associated to two storage tiers

31.1.10 Storage Tiering Capabilities

The single instance of the class `TierServiceCapabilities` describes various capabilities of the storage tiering feature. Clients should examine the `TierServiceCapabilities` instance to determine the specific capabilities of the storage tiering implementation.

The property `TierServiceCapabilities.SupportedFeatures` is an array indicating the supported features of the storage tiering service. Table 742 show the possible values for this property.

Table 742 - SupportedFeatures

Feature
System Creates StorageTiers
Client Can Create StorageTiers
System Creates TierDomains
Client Can Create TierDomains
Supports SubLUN

The property `TierServiceCapabilities.SupportedTierFeatures` is an array indicating the supported tier features.

Table 743 - SupportedTierFeatures

Storage Tier Features
StorageTiers Based On Performance Only
StorageTiers Based On QoS Only
StorageTiers Based On Performance and QoS
StorageTiers Based On Other Characteristics
StorageTiers Can Overlap
StorageTiers Can Be Empty
StorageTiers In Multiple TierDomains

31.2 Methods of the Profile

The Automated Storage Tiering Profile has a number of extrinsic methods for storage tier management.

All of the Profile extrinsic methods return one of the following status codes. Depending on the error condition, a method may return additional error codes and/or throw an appropriate exception to indicate the error encountered.

Furthermore, the Profile relies on a number of intrinsic methods such as `ModifyInstance` for modifying properties such as `ElementName`.

- 0: (Job) Completed with no error
- 1: Method not supported
- 4: Failed
- 5: Invalid Parameter

- 4096: Method Parameters Checked - Job Started

For the input/output parameter values, refer to the appropriate MOF files and the value maps.

Table 744 summarizes the extrinsic methods:.

Table 744 - Extrinsic Methods

Method	Described in
CreateStorageTier()	See 31.2.1
DeleteStorageTier()	See 31.2.2
AddToStorageTier()	See 31.2.3
RemoveFromStorageTier()	See 31.2.4
CreateTierDomain()	See 31.2.5
DeleteTierDomain()	See 31.2.6
ModifyStorageTierDomainAssociation()	See 31.2.7
GetStorageTierCandidateObjects()	See 31.2.8
RequestDataMovementStateChange()	See 31.2.9

31.2.1 CreateStorageTier

```

uint32 TierService.CreateStorageTier(
    [IN, Description (
        "A end user relevant name. If null, then a "
        "system supplied default name may be used.")]
    string ElementName,
    [IN, Description (
        "List of elements to use to create a storage "
        "tier. " )]
    CIM_LogicalElement REF Members[],
    [IN, Description (
        "If provided, it overrides the default tiering "
        "setting data that is used. " ),
    EmbeddedInstance ( "CIM_TierSettingData" )]
    string TierSettingData,
    [IN, Description (
        "The Quality of Service per the properties "
        "of supplied StorageSetting." ) ]
    CIM_ManagedElement REF Goal,
    [IN, Description (
        "Array of references to CIM_StoragePool "
        "instances. " )]
    CIM_AdminDomain REF TierDomain[],
    [IN ( false ), OUT, Description (
        "Reference to the job (may be Null if job is "
        "completed).")]
    CIM_ConcreteJob REF Job,

```

Automated Storage Tiering Profile

```
[IN ( false ), OUT, Description (
    "Reference to the created StorageExtentTier." )]
CIM_StorageTier REF StorageTier );
```

This method allows a client to create a storage tier based on the supplied information. For example, it is possible to create a storage tier based on the storage extents of a storage pool that are utilizing the SSD technology. In this case, the parameter Members[0] is set to reference the desired storage pool, TierSettingData.Technology property set to SSD, and TierSettingData.StorageObjectType to ComponentsOfStoragePool.

Basically, the more parameters specified, the narrower the criteria for selecting the storage objects comprising a storage tier.

The parameters are as follows:

- **ElementName:** An end-user relevant name for the element being created. If null, then a system supplied name may be used. The value will be stored in the 'ElementName' property for the created element.
- **Members:** List of elements (e.g., StorageExtents) to use to create a storage tier. If null, locate storage object from other parameters -- for example, from TierSettingData.
- **TierSettingData:** Its properties are used to populate the applicable properties of the created storage tier -- for example, RelativePerformanceOrder. Additionally, its other properties are used to narrow the selection criteria for the locating appropriate storage objects for the tier -- for example, Technology, with values such as SSD, Mixed, etc.
- **Goal:** The definition for the StorageSetting to locate storage objects with the desired Quality of Service.
- **TierDomain:** As an input, the created storage tier will be associated to this array of TierDomains. If null, the implementation may create a TierDomain, or associate the created storage tier to existing TierDomains. As an output, it will contain references to the TierDomains that the system decided to use or create.
- **Job:** If a Job is created as a side effect of the execution of the method, then a reference to that Job is returned through this parameter (may be null if job is completed).
- **StorageTier:** Refers to the created storage tier. If a job is created, this parameter may be null. Use the AffectedJobElement association to locate the created storage tier once the job completes.

Method Notes:

- Any required associations are created in addition to the instance of the StorageTier.

31.2.2 DeleteStorageTier

```
uint32 TierService.DeleteStorageTier(
    [IN, EmbeddedInstance ( "CIM_TierSettingData" )]
    string TierSettingData,
    [OUT] CIM_ConcreteJob REF Job,
    [IN] CIM_StorageTier REF StorageTier,
    [IN] Boolean Force );
```

Parameters:

- **StorageTier:** A reference to the storage tier to be deleted.
- **Force:** The implementation may not allow a storage tier to be deleted if the storage tier is associated with underlying storage elements. In such situations specify \"true\" to force the deletion of the storage tier.

This method allows a client to delete a storage tier. All associations to the deleted storage tier are also removed as part of the action.

31.2.3 AddToStorageTier

```
uint32 TierService.AddToStorageTier(
    [IN] CIM_LogicalElement REF Members[],
    [IN, EmbeddedInstance ( "CIM_TierSettingData" )]
        string TierSettingData,
    [IN] CIM_ManagedElement REF Goal,
    [IN] CIM_ResourcePool REF InPools[],
    [OUT] CIM_ConcreteJob REF Job,
    [IN] CIM_StorageTier REF StorageTier );
```

This method allows a client to add storage objects to an existing storage tier.

31.2.4 RemoveFromStorageTier

```
uint32 TierService.RemoveFromStorageTier(
    [IN] CIM_LogicalElement REF Members[],
    [OUT] CIM_ConcreteJob REF Job,
    [IN] CIM_StorageTier REF StorageTier );
```

This method allows a client to remove storage objects from an existing storage tier. If empty storage tiers are not supported by the implementation, deleting all members will delete the storage tier.

31.2.5 CreateTierDomain

```
uint32 TierService.CreateTierDomain(
    [IN] string ElementName,
    [IN, EmbeddedInstance ( "CIM_TierSettingData" )]
        string TierSettingData,
    [OUT] CIM_ConcreteJob REF Job,
    [OUT] CIM_AdminDomain REF TierDomain );
```

This method allows a client to create a new TierDomain.

31.2.6 DeleteTierDomain

```
uint32 TierService.DeleteTierDomain(
    [IN, EmbeddedInstance ( "CIM_TierSettingData" )]
        string TierSettingData,
    [OUT] CIM_ConcreteJob REF Job,
    [IN] Boolean Force,
    [IN] CIM_AdminDomain REF TierDomain );
```

This method allows a client to delete a TierDomain. If TierDomain is associated to storage tiers, the call will fail. However, if the Force parameter is set to true, the associated storage tiers will also be deleted unless the associated storage tiers are also associated to other TierDomains.

31.2.7 ModifyStorageTierDomainAssociation

```
uint32 TierService.ModifyStorageTierDomainAssociation(
```

Automated Storage Tiering Profile

```
[IN] CIM_AdminDomain REF RemoveFromTierDomain,  
[IN] CIM_AdminDomain REF AddToTierDomain,  
[IN, EmbeddedInstance ( "CIM_TierSettingData" )]  
    string TierSettingData,  
[OUT] CIM_ConcreteJob REF Job,  
[IN] CIM_StorageTier REF StorageTier );
```

This method allows a client to modify associations between a storage tier and tier domains.

If the parameter `RemoveFromTierDomain` is null, the storage tier will not be removed from an existing `TierDomain`. If the parameter `AddToTierDomain` is null, the storage tier will not be added to a `TierDomain`.

For example, to just add a storage tier to an existing `TierDomain`, do not supply the `RemoveFromTierDomain` parameter, but supply the parameter `AddToTierDomain`. Alternatively, to just remove a storage tier from a `TierDomain` without adding it to another `TierDomain`, supply the `RemoveFromTierDomain`, but do not supply the `AddToTierDomain`.

31.2.8 GetStorageTierCandidateObjects

```
uint32 TierService.GetStorageTierCandidateObjects(  
    [IN] CIM_LogicalElement REF InElements[],  
    [IN, EmbeddedInstance ( "CIM_TierSettingData" )]  
        string TierSettingData,  
    [IN] CIM_ManagedElement REF Goal,  
    [OUT] CIM_ConcreteJob REF Job,  
    [OUT] CIM_LogicalElement REF Candidates[] );
```

This method returns an array of storage objects that can form a storage tier. The selection criteria is based on the input parameters. The more input parameters, the narrower the search criteria. For example, it is possible to specify to return the candidate storage objects based on all storage extents of a storage pool, i.e., `ConcreteComponents`, that utilize solid state technology by supplying the appropriate `InPools` and `TierSettingData`.

31.2.9 RequestDataMovementStateChange

```
uint32 TierDomain.RequestDataMovementStateChange(  
    [IN, Description (  
        "Specifies the requested state. "  
        "Possible values are as follows: \n"  
        "Start: begin manual data movement. \n"  
        "Stop: stop manual data movement. \n"  
        "Pause: pause data movement. \n"  
        "Resume: resume data movement."),  
    ValueMap { "2", "3", "4", "5", "..", "0x8000.."},  
    Values { "Start", "Stop", "Pause", "Resume",  
        "DMTF Reserved", "Vendor Reserved" }]  
    uint16 RequestedState,  
    [IN, Description (  
        "A timeout period that specifies the maximum amount "  
        "of time that the client expects the transition to "  
        "the new state to take. The interval format must be "  
        "used to specify the TimeoutPeriod. A value of 0 or "
```

Automated Storage Tiering Profile

```
"a null parameter indicates that the client has no "
"time requirements for the transition. \n"
"If this property does not contain 0 or null and "
"the implementation does not support this "
"parameter, a return code of \'Use Of Timeout "
"Parameter Not Supported\' must be returned." )]
datetime TimeoutPeriod,
    [IN, Description (
        "Specifies to data and time for the indicated "
        "new requested state. If null, data movement "
        "starts as soon as possible." )]
datetime StartTime,
    [IN, Description (
        "Specifies the duration for data movement."
        "The interval format must be used. A value of "
        "0 or a null parameter indicates there is "
        "no time limit." )]
datetime DataMovementInterval);
```

Requests that the state of manual data movement to be changed to the value specified in the RequestedState parameter. Invoking this method multiple times could result in earlier requests being overwritten or lost.

The property TierDomain.DataMovementState indicates the current state of data movement activity for the given TierDomain -- for example, "In Progress", "Completed", etc. -- see the MOF file for the list of states.

31.3 Client Considerations and Recipes

31.3.1 Automated Storage Tiering

In general, there are two possible implementations of storage tiering. One, where the storage array manages the storage tiers, including creating the storage tiers. Two, all the clients need to do is to create the storage tiers and tier domains.

In both implementations, the storage array monitors the activities of the storage elements (e.g., volumes) and moves the storage elements to the appropriate storage tiers (with StorageTier.RelativePerformanceOrder having a value less than or equal to StorageVolume.RelativePerformanceOrder or one of the values in the RelativePerformanceOrderSet).

The following steps are recommended:

- Review the Discovery section to determine if Storage Tiering is supported. See section 31.
- Examine the storage tiering capabilities to determine whether a client needs to create the storage tiers or not. See 31.1.10 "Storage Tiering Capabilities".

31.3.2 Creating StorageVolumes with Storage Tiering

Clients can create a new storage volume and request the newly created storage volume to be placed in an appropriate storage tier. To do so, clients need to create an instance of AdvancedStorageSetting (using the method StorageCapabilities.CreateSetting) and set the properties AdvancedStorageSetting.InitialStorageTieringSelection and AdvancedStorageSetting.RelativePerformanceOrderLimit (or InitialRelativePerformanceOrderSet) as

desired, by calling the intrinsic method `ModifyInstance`. Then, when calling the method `StorageConfigurationService.CreateOrModifyElementFromStoragePool`, supply the advanced storage setting. Alternatively, clients can set the property `AdvancedStorageSetting.InitialStorageTierMethodology` and let the system decide the appropriate storage tier. For example, clients can specify a newly created `StorageVolume` to be placed in a storage tier that has the “Highest Performance” by supplying the argument `AdvancedStorageSetting.InitialStorageTierMethodology=“Highest Performance”` to the `StorageConfigurationService.CreateOrModifyElementFromStoragePool` method.

31.4 CIM Elements

Table 745 describes the CIM elements for Automated Storage Tiering.

Table 745 - CIM Elements for Automated Storage Tiering

Element Name	Requirement	Description
31.4.1 CIM_AdvancedStorageSetting	Optional	Representation of a <code>StorageSetting</code> . <code>StorageSettings</code> are covered in Block Services Package. Additional properties are added for storage tiering.
31.4.2 CIM_AssociatedElementTier	Conditional	Experimental. Conditional requirement: Required if storage tiering is supported. Define the association between an element and one or more storage tiers.
31.4.3 CIM_AssociatedResourcePool	Optional	Experimental. Associates an object inherited from <code>System</code> to a dependent <code>ResourcePool</code> such as a <code>StoragePool</code> .
31.4.4 CIM_ConcreteDependency (TierDomain to StorageTier)	Optional	Associates storage tiers to tier domains.
31.4.5 CIM_ElementCapabilities	Mandatory	Associates <code>TierServiceCapabilities</code> and <code>TierService</code> .
31.4.6 CIM_HostedService	Mandatory	
31.4.7 CIM_MemberOfCollection (Identifies StorageExtents comprising a tier)	Optional	Associates a storage extent to a storage tier.
31.4.8 CIM_MemberOfCollection (Identifies StoragePools comprising a tier)	Optional	Associates a storage pool to a storage tier.
31.4.9 CIM_MemberOfCollection (Identifies StorageVolumes comprising a tier)	Optional	Identifies a storage volume contributing to a storage tier.
31.4.10 CIM_MemberOfCollection (Identifies primordial StorageExtents comprising a tier)	Optional	Associates a primordial storage extent to a storage tier.
31.4.11 CIM_ServiceAffectsElement (Between TierService and StorageTier)	Optional	Associates <code>TierService</code> to <code>StorageTier</code> .
31.4.12 CIM_ServiceAffectsElement (Between TierService and TierDomain)	Optional	Associates <code>TierService</code> to <code>TierDomain</code> .
31.4.13 CIM_SettingsDefineCapabilities (Between StorageTierCapabilities and TierSettingData)	Optional	Associates <code>StorageTierCapabilities</code> to <code>TierSettingData</code> .
31.4.14 CIM_SettingsDefineCapabilities (Between TierServiceCapabilities and TierSettingData)	Optional	Associates <code>TierServiceCapabilities</code> to <code>TierSettingData</code> .
31.4.15 CIM_StorageTier	Mandatory	Experimental. This class represents a collection of storage objects, such as a collection of storage objects identified as a storage tier.
31.4.16 CIM_StorageTierCapabilities	Optional	A subclass of <code>StorageCapabilities</code> that defines the Capabilities of a storage tier.

Table 745 - CIM Elements for Automated Storage Tiering

Element Name	Requirement	Description
31.4.17 CIM_StorageVolume (Constituent)	Conditional	Conditional requirement: Referenced from Pools from Volumes - Constituent StorageVolume is mandatory. The CIM_StorageVolume is an augmented version of the CIM_StorageVolume defined in the Block Services package. See CIM_StorageVolume in section <i>Storage Management Technical Specification, Part 4 Block Devices, 1.6.1 Rev 6 5.8.51</i> CIM_StorageVolume.
31.4.18 CIM_StorageVolume (Regular)	Mandatory	The CIM_StorageVolume is an augmented version of the CIM_StorageVolume defined in the Block Services package. See CIM_StorageVolume in section <i>Storage Management Technical Specification, Part 4 Block Devices, 1.6.1 Rev 6 5.8.51</i> CIM_StorageVolume.
31.4.19 CIM_SystemComponent (TierDomain to ComputerSystem)	Optional	Storage TierDomains on a system.
31.4.20 CIM_TierDomain	Mandatory	TierDomain representing one or more storage tiers.
31.4.21 CIM_TierService	Mandatory	Experimental. The TierService class provides methods to allow a client to manage storage tiers. Methods are described in the Extrinsic Methods clause.
31.4.22 CIM_TierServiceCapabilities	Mandatory	Experimental. A subclass of Capabilities that defines the Capabilities of a TierService. An instance of TierServiceCapabilities is associated with a TierService using ElementCapabilities.
31.4.23 CIM_TierSettingData	Optional	Experimental. Contains special options for use by methods of TierService.

31.4.1 CIM_AdvancedStorageSetting

Created By: Extrinsic: StorageCapabilities.CreateSetting

Modified By: Static

Deleted By: Static

Requirement: Optional

Table 746 describes class CIM_AdvancedStorageSetting.

Table 746 - SMI Referenced Properties/Methods for CIM_AdvancedStorageSetting

Properties	Flags	Requirement	Description & Notes
InstanceID		Mandatory	
ElementName		Mandatory	The user-friendly name for this instance of SettingData. In addition, the user-friendly name can be used as a index property for a search of query. (Note: Name does not have to be unique within a namespace.)
NoSinglePointOfFailure		Mandatory	Indicates the desired value for No Single Point of Failure. Possible values are false = single point of failure, and true = no single point of failure.
DataRedundancyMin		Mandatory	DataRedundancyMin describes the minimum number of complete copies of data to be maintained. Examples would be RAID 5 where 1 copy is maintained and RAID 1 where 2 or more copies are maintained. Possible values are 1 to n.

Table 746 - SMI Referenced Properties/Methods for CIM_AdvancedStorageSetting

Properties	Flags	Requirement	Description & Notes
DataRedundancyMax		Mandatory	DataRedundancyMax describes the maximum number of complete copies of data to be maintained. Examples would be RAID 5 where 1 copy is maintained and RAID 1 where 2 or more copies are maintained. Possible values are 1 to n.
DataRedundancyGoal		Mandatory	
PackageRedundancyMin		Mandatory	PackageRedundancyMin describes the minimum number of spindles or logical devices to be used. Package redundancy describes how many disk spindles or logical devices can fail without data loss including, at most, one spare. Examples would be RAID5 with a Package Redundancy of 1, RAID6 with 2. Possible values are 0 to n.
PackageRedundancyMax		Mandatory	PackageRedundancyMax describes the maximum number of spindles or logical devices to be used. Package redundancy describes how many disk spindles or logical devices can fail without data loss including, at most, one spare. Examples would be RAID5 with a Package Redundancy of 1, RAID6 with 2. Possible values are 0 to n.
PackageRedundancyGoal		Mandatory	
ExtentStripeLength		Optional	ExtentStripeLength describes the desired stripe length goal.
ExtentStripeLengthMin		Optional	ExtentStripeLengthMin describes the minimum acceptable stripe length.
ExtentStripeLengthMax		Optional	ExtentStripeLengthMax describes the maximum acceptable stripe length.
ParityLayout		Optional	ParityLayout describes the desired parity layout. The value may be 1 or 2 (Non-rotated Parity or Rotated Parity).
UserDataStripeDepth		Optional	UserDataStripeDepth describes the desired stripe depth.
UserDataStripeDepthMin		Optional	UserDataStripeDepthMin describes the minimum acceptable stripe depth.
UserDataStripeDepthMax		Optional	UserDataStripeDepthMax describes the maximum acceptable stripe depth.
ChangeableType		Mandatory	This property informs a client if the setting can be modified. It also tells the client how long this setting is expected to remain in the model. If the implementation allows it, the client can use the property to request that the setting's existence be not transient.
StorageExtentInitialUsage		Optional	The Usage value to be used when creating a new storage element.
StoragePoolInitialUsage		Optional	The Usage value to be used when creating a new storage pool.
InitialStorageTierMethodology	MN	Optional	Enumeration indicating the initial storage tier for the element. "None" or null means this element is not subject to storage tiering. Values: 0: None 3: Implementation Decides 4: Highest Performance 5: Lowest Performance 6: Highest Availability 7: Lowest Availability.

Table 746 - SMI Referenced Properties/Methods for CIM_AdvancedStorageSetting

Properties	Flags	Requirement	Description & Notes
InitialStorageTieringSelection	MN	Optional	Use this value to set the property StorageTieringSelection of the associated element. Storage tiering examines StorageTieringSelection to determine whether to use RelativePerformanceOrder or RelativePerformanceOrderSet for selecting an appropriate storage tier. A value of 0 or null indicates the associated element is not subject to storage tiering. Values: 0: Unknown 2: Use RelativePerformanceOrder 3: Use RelativePerformanceOrderSet.
RelativePerformanceOrderLimit	MN	Optional	The storage tiering limit applied to the element. This property indicates RelativePerformanceOrder not to exceed this value. For example: A system has storage tiers with RelativePerformanceOrder of 1, 3, and 5. If the request is to create a new storage volume with StorageSetting.RelativePerformanceOrderLimit of 2, the newly created storage volume is placed in a storage tier with RelativePerformanceOrder of 1.
InitialRelativePerformanceOrderSet	MN	Optional	A set of values. The associated element can only be placed in storage tiers that have a RelativePerformanceOrder value included in this set.
StorageTieringFrozen	MN	Optional	If true, and the storage element is under the control of the tiering subsystem, the element's tiering associations will remain frozen -- no data relocation between tiers.

31.4.2 CIM_AssociatedElementTier

Experimental. Define the association between an element and one or more storage tiers.

Created By: Extrinsic: static

Modified By: Extrinsic: static

Deleted By: Extrinsic: Static

Requirement: Required if storage tiering is supported.

Table 747 describes class CIM_AssociatedElementTier.

Table 747 - SMI Referenced Properties/Methods for CIM_AssociatedElementTier

Properties	Flags	Requirement	Description & Notes
Allocated		Mandatory	Indicates what portion of the element is associated with (allocated from) this storage tier. None: Indicates the element is associated with this storage tier; however, currently none of the element's blocks are allocated from this storage tier. Values: 2: All 3: Partial 4: None.
GroupComponent		Mandatory	A storage tier.
PartComponent		Mandatory	Any element subject to storage tiering.

31.4.3 CIM_AssociatedResourcePool

Experimental. Associates an object inherited from System to a dependent ResourcePool such as a StoragePool.

Created By: Extrinsic: static

Modified By: Extrinsic: static

Deleted By: Extrinsic: Static

Requirement: Optional

Table 748 describes class CIM_AssociatedResourcePool.

Table 748 - SMI Referenced Properties/Methods for CIM_AssociatedResourcePool

Properties	Flags	Requirement	Description & Notes
Antecedent		Mandatory	A ResourcePool such as StoragePool.
Dependent		Mandatory	A tier domain.

31.4.4 CIM_ConcreteDependency (TierDomain to StorageTier)

Created By: Extrinsic: CreateStorageTier

Modified By: Static

Deleted By: Extrinsic: DeleteStorageTier

Requirement: Optional

Table 749 describes class CIM_ConcreteDependency (TierDomain to StorageTier).

Table 749 - SMI Referenced Properties/Methods for CIM_ConcreteDependency (TierDomain to StorageTier)

Properties	Flags	Requirement	Description & Notes
Antecedent		Mandatory	Tier Domain.
Dependent		Mandatory	A Storage Tier.

31.4.5 CIM_ElementCapabilities

Associates TierServiceCapabilities and TierService.

Created By: Static

Modified By: Static

Deleted By: Static

Requirement: Mandatory

Table 750 describes class CIM_ElementCapabilities.

Table 750 - SMI Referenced Properties/Methods for CIM_ElementCapabilities

Properties	Flags	Requirement	Description & Notes
Capabilities		Mandatory	Instance of CIM_TierServiceCapabilities.
ManagedElement		Mandatory	Instance of CIM_TierService.

31.4.6 CIM_HostedService

Created By: Static
 Modified By: Static
 Deleted By: Static
 Requirement: Mandatory

Table 751 describes class CIM_HostedService.

Table 751 - SMI Referenced Properties/Methods for CIM_HostedService

Properties	Flags	Requirement	Description & Notes
Antecedent		Mandatory	The hosting System.
Dependent		Mandatory	The Tier Service hosted on the System.

31.4.7 CIM_MemberOfCollection (Identifies StorageExtents comprising a tier)

Associates a storage extent to a storage tier.

Created By: Extrinsic: CreateStorageTier
 Modified By: Static
 Deleted By: Extrinsic: DeleteStorageTier
 Requirement: Optional

Table 752 describes class CIM_MemberOfCollection (Identifies StorageExtents comprising a tier).

Table 752 - SMI Referenced Properties/Methods for CIM_MemberOfCollection (Identifies StorageExtents comprising a tier)

Properties	Flags	Requirement	Description & Notes
Collection		Mandatory	Instance of CIM_StorageTier.
Member		Mandatory	A storage extent or a composite storage extent.

31.4.8 CIM_MemberOfCollection (Identifies StoragePools comprising a tier)

Associates a storage pool to a storage tier.

Created By: Extrinsic: CreateStorageTier
 Modified By: Static
 Deleted By: Extrinsic: DeleteStorageTier
 Requirement: Optional

Table 753 describes class CIM_MemberOfCollection (Identifies StoragePools comprising a tier).

Table 753 - SMI Referenced Properties/Methods for CIM_MemberOfCollection (Identifies StoragePools comprising a tier)

Properties	Flags	Requirement	Description & Notes
Collection		Mandatory	Instance of CIM_StorageTier.
Member		Mandatory	A storage pool.

31.4.9 CIM_MemberOfCollection (Identifies StorageVolumes comprising a tier)

Identifies a storage volume contributing to a storage tier.

Created By: Extrinsic: CreateStorageTier

Modified By: Static

Deleted By: Extrinsic: DeleteStorageTier

Requirement: Optional

Table 754 describes class CIM_MemberOfCollection (Identifies StorageVolumes comprising a tier).

Table 754 - SMI Referenced Properties/Methods for CIM_MemberOfCollection (Identifies StorageVolumes comprising a tier)

Properties	Flags	Requirement	Description & Notes
Collection		Mandatory	Instance of CIM_StorageTier.
Member		Mandatory	A storage volume.

31.4.10 CIM_MemberOfCollection (Identifies primordial StorageExtents comprising a tier)

Associates a primordial storage extent to a storage tier.

Created By: Extrinsic: CreateStorageTier

Modified By: Static

Deleted By: Extrinsic: DeleteStorageTier

Requirement: Optional

Table 755 describes class CIM_MemberOfCollection (Identifies primordial StorageExtents comprising a tier).

Table 755 - SMI Referenced Properties/Methods for CIM_MemberOfCollection (Identifies primordial StorageExtents comprising a tier)

Properties	Flags	Requirement	Description & Notes
Collection		Mandatory	Instance of CIM_StorageTier.
Member		Mandatory	A primordial storage extent.

31.4.11 CIM_ServiceAffectsElement (Between TierService and StorageTier)

Associates TierService to StorageTier.

Created By: Static

Modified By: Static

Deleted By: Static

Requirement: Optional

Table 756 describes class CIM_ServiceAffectsElement (Between TierService and StorageTier).

Table 756 - SMI Referenced Properties/Methods for CIM_ServiceAffectsElement (Between TierService and StorageTier)

Properties	Flags	Requirement	Description & Notes
AffectingElement		Mandatory	Tier Service.
AffectedElement		Mandatory	Storage Tier.

31.4.12 CIM_ServiceAffectsElement (Between TierService and TierDomain)

Associates TierService to TierDomain.

Created By: Extrinsic: Static

Modified By: Extrinsic: Static

Deleted By: Extrinsic: Static

Requirement: Optional

Table 757 describes class CIM_ServiceAffectsElement (Between TierService and TierDomain).

Table 757 - SMI Referenced Properties/Methods for CIM_ServiceAffectsElement (Between TierService and TierDomain)

Properties	Flags	Requirement	Description & Notes
AffectingElement		Mandatory	Tier Service.
AffectedElement		Mandatory	Tier Domain.

31.4.13 CIM_SettingsDefineCapabilities (Between StorageTierCapabilities and TierSettingData)

Associates StorageTierCapabilities to TierSettingData.

Requirement: Optional

Table 758 describes class CIM_SettingsDefineCapabilities (Between StorageTierCapabilities and TierSettingData).

Table 758 - SMI Referenced Properties/Methods for CIM_SettingsDefineCapabilities (Between StorageTierCapabilities and TierSettingData)

Properties	Flags	Requirement	Description & Notes
GroupComponent		Mandatory	Reference to StorageTierCapabilities.
PartComponent		Mandatory	Reference to TierSettingData.

31.4.14 CIM_SettingsDefineCapabilities (Between TierServiceCapabilities and TierSettingData)

Associates TierServiceCapabilities to TierSettingData.

Requirement: Optional

Table 759 describes class CIM_SettingsDefineCapabilities (Between TierServiceCapabilities and TierSettingData).

Table 759 - SMI Referenced Properties/Methods for CIM_SettingsDefineCapabilities (Between TierServiceCapabilities and TierSettingData)

Properties	Flags	Requirement	Description & Notes
GroupComponent		Mandatory	Reference to TierServiceCapabilities.
PartComponent		Mandatory	Reference to TierSettingData.

31.4.15 CIM_StorageTier

Experimental. This class represents a collection of storage objects, such as a collection of storage objects identified as a storage tier.

Created By: Extrinsic: CreateStorageTier

Modified By: Static

Deleted By: Extrinsic: DeleteStorageTier

Requirement: Mandatory

Table 760 describes class CIM_StorageTier.

Table 760 - SMI Referenced Properties/Methods for CIM_StorageTier

Properties	Flags	Requirement	Description & Notes
InstanceID		Mandatory	Within the scope of an array, the InstanceID opaquely and uniquely identifies an instance of this class.
ElementName		Optional	User-friendly name.
RelativePerformanceOrder		Mandatory	A number starting from 0 to indicate the relative performance characteristics of the storage tier. The smaller the number, the higher the performance characteristics.
StorageObjectType		Optional	indicates the type of storage objects comprising a storage tier. Values: 2: StorageVolume 3: LogicalDisk 4: StorageExtent 5: StoragePool 6: ComponentsOfStoragePool 7: ElementsOfStoragePool 8: External StoragePool 9: Primordial StorageExtent.

Table 760 - SMI Referenced Properties/Methods for CIM_StorageTier

Properties	Flags	Requirement	Description & Notes
Technology		Optional	The technology of the underlying disk drives used. Mixed: a storage tier consists of a mix of different disk drive technologies. Values: 2: Not Applicable 3: Solid State Drive 4: Fibre Channel 5: SATA 6: SAS 7: Mixed 8: Hard Disk Drive.
State	M	Optional	This property indicates whether the storage tier is actively being used or not. Values: 2: Enabled 3: Disabled.
Dynamic	M	Optional	If true any new storage objects added to the system that have a similar performance characteristics (and QoS) to this tier become part of this tier automatically. If false, after the storage tier is created, any newly introduced storage objects need to be added to the storage tier manually.
DeleteOnEmptyElement	M	Optional	If true and empty storage tiers are allowed, the storage tier will be deleted when the last element is removed from the storage tier. If empty storage tiers are not allowed, the storage tier will be deleted automatically when the storage tier becomes empty.
Percentage	M	Optional	A value between 0 to 100 to indicate the maximum percentage of the underlying capacity that can be used for storage tiering activities. For example, a value of 80 indicates no more than 80 percent of the storage tier can be used for automated tiering. The remaining 20 percent of the underlying storage is set aside for elements that do not participate in automated storage tiering.
TotalCapacity		Optional	The total capacity of the storage tier in bytes.

31.4.16 CIM_StorageTierCapabilities

A subclass of StorageCapabilities that defines the Capabilities of a storage tier.

Created By: Static

Modified By: Static

Deleted By: Static

Requirement: Optional

Table 761 describes class CIM_StorageTierCapabilities.

Table 761 - SMI Referenced Properties/Methods for CIM_StorageTierCapabilities

Properties	Flags	Requirement	Description & Notes
InstanceID		Mandatory	
ElementName		Mandatory	The user-friendly name for this instance of Capabilities. In addition, the user-friendly name can be used as a index property for a search or query. (Note: ElementName does not have to be unique within a namespace) If the capabilities are fixed, then this property should be used as a means for the client application to correlate between capabilities and device documentation.
ElementType		Mandatory	Enumeration indicating the type of instance to which this StorageCapabilities applies. Shall be either 5 or 6 (StoragePool or StorageConfigurationService).
NoSinglePointOfFailure		Mandatory	Indicates whether or not the associated instance supports no single point of failure. Values are: FALSE = does not support no single point of failure, and TRUE = supports no single point of failure.
NoSinglePointOfFailureDefault		Mandatory	Indicates the default value for the NoSinglePointOfFailure property.
DataRedundancyMin		Mandatory	DataRedundancyMin describes the minimum number of complete copies of data that can be maintained. Examples would be RAID 5 where 1 copy is maintained and RAID 1 where 2 or more copies are maintained. Possible values are 1 to n.
DataRedundancyMax		Mandatory	DataRedundancyMax describes the maximum number of complete copies of data that can be maintained. Examples would be RAID 5 where 1 copy is maintained and RAID 1 where 2 or more copies are maintained. Possible values are 1 to n.
DataRedundancyDefault		Mandatory	DataRedundancyDefault describes the default number of complete copies of data that can be maintained. Examples would be RAID 5 where 1 copy is maintained and RAID 1 where 2 or more copies are maintained. Possible values are 1 to n.
PackageRedundancyMin		Mandatory	PackageRedundancyMin describes the minimum number of spindles or logical devices that can be used. Package redundancy describes how many disk spindles or logical devices can fail without data loss including, at most, one spare. Examples would be RAID5 with a Package Redundancy of 1, RAID6 with 2. Possible values are 0 to n.
PackageRedundancyMax		Mandatory	PackageRedundancyMax describes the maximum number of spindles or logical devices that can be used. Package redundancy describes how many disk spindles or logical devices can fail without data loss including, at most, one spare. Examples would be RAID5 with a Package Redundancy of 1, RAID6 with 2. Possible values are 0 to n.
PackageRedundancyDefault		Mandatory	PackageRedundancyDefault describes the default number of spindles or logical devices that can be used. Package redundancy describes how many disk spindles or logical devices can fail without data loss including, at most, one spare. Examples would be RAID5 with a Package Redundancy of 1, RAID6 with 2. Possible values are 0 to n.
ExtentStripeLengthDefault		Optional	Describes what the default stripe length, the number of members or columns, a storage element will have when created or modified using this capability. A NULL means that the setting of stripe length is not supported at all or not supported at this level of storage element allocation or assignment.

Table 761 - SMI Referenced Properties/Methods for CIM_StorageTierCapabilities

Properties	Flags	Requirement	Description & Notes
ParityLayoutDefault		Optional	ParityLayoutDefault describes what the default parity a storage element will have when created or modified using this capability. A NULL means that the setting of the parity is not supported at all or is not supported at this level of storage element allocation or assignment.
UserDataStripeDepthDefault		Optional	UserDataStripeDepthDefault describes what the number of bytes forming a stripe that a storage element will have when created or modified using this capability. A NULL means that the setting of stripe depth is not supported at all or not supported at this level of storage element allocation or assignment.
StorageTierCharacteristics		Optional	Indicates the storage tiering capabilities. Values: 2: BasedOnPerformance Only 3: BasedOnQOS Only 4: BasedOnPerformance And BasedOnQOS.
RelativePerformanceOrderMin		Optional	Indicates the minimum value for RelativePerformanceOrder that this storage tier can have. The minimum value for RelativePerformanceOrder, which represents the highest level of performance.
RelativePerformanceOrderMax		Optional	Indicates the maximum value for RelativePerformanceOrder that this storage tier can have. The maximum value for RelativePerformanceOrder, which represents the lowest level of performance.
RelativePerformanceOrderDefault		Optional	Indicates the default value of RelativePerformanceOrder for the storage tier -- the smaller the RelativePerformanceOrder, the more performant the storage tier.
CreateSetting()		Conditional	Conditional requirement: Support for StorageConfigurationService. Generate a setting to use as a goal for creating or modifying storage elements.
GetSupportedStripeLengths()		Optional	List the possible discrete stripe lengths supported at this time of this method's execution.
GetSupportedStripeLengthRange()		Optional	List the possible stripe length ranges supported at the time of this method's execution.
GetSupportedParityLayouts()		Optional	List the possible parity layouts supported at the time of this method's execution.
GetSupportedStripeDepths()		Optional	List the possible stripe depths supported at the time of this method's execution.
GetSupportedStripeDepthRange()		Optional	List the possible stripe depth ranges supported at the time of this method's execution.

31.4.17 CIM_StorageVolume (Constituent)

Created By: Extrinsic: StorageConfigurationService.CreateOrModifyElementFromStoragePool

Modified By: Static

Deleted By: Extrinsic: StorageConfigurationService.ReturnToStoragePool

Requirement: Referenced from Pools from Volumes - Constituent StorageVolume is mandatory.

Table 762 describes class CIM_StorageVolume (Constituent).

Table 762 - SMI Referenced Properties/Methods for CIM_StorageVolume (Constituent)

Properties	Flags	Requirement	Description & Notes
SystemCreationClassName		Mandatory	
SystemName		Mandatory	
CreationClassName		Mandatory	
DeviceID		Mandatory	Opaque identifier.
ElementName		Optional	User-friendly name.
Name	CD	Mandatory	Identifier for this volume; based of datapath standards such as SCSI or ATAPI.
OtherIdentifyingInfo	CD	Optional	Additional correlatable names.
IdentifyingDescriptions		Optional	
NameFormat		Mandatory	The type of identifier in the Name property. The valid values for StorageVolumes are: 1 (Other) 2 (VPD83NAA6) 3 (VPD83NAA5) 4 (VPD83Type2) 5 (VPD83Type1) 6 (VPD83Type0) 7 (SNVM) 8 (NodeWWN) 9 (NAA) 10 (EUI64) 11 (T10VID).
NameNamespace		Mandatory	The namespace that defines uniqueness for the NameFormat.
ExtentStatus		Mandatory	
OperationalStatus		Mandatory	Value shall be 2 3 6 8 15 (OK or Degraded or Error or Starting or Dormant). In addition, the secondary OperationalStatus may be 19 (Relocating) with 2 3 15 (OK or Degraded or Dormant).
BlockSize		Mandatory	
NumberOfBlocks		Mandatory	The number of blocks of capacity consumed from the parent StoragePool.
ConsumableBlocks		Mandatory	The number of blocks usable by consumers.
IsBasedOnUnderlyingRedundancy		Mandatory	
NoSinglePointOfFailure		Mandatory	
DataRedundancy		Mandatory	
PackageRedundancy		Mandatory	
DeltaReservation		Mandatory	

Table 762 - SMI Referenced Properties/Methods for CIM_StorageVolume (Constituent)

Properties	Flags	Requirement	Description & Notes
Usage		Optional	The specialized usage intended for this element.
OtherUsageDescription		Optional	Set when Usage value is "Other".
ClientSettableUsage		Optional	Lists Usage values that can be set by a client for this element.
Primordial		Mandatory	Shall be false.
ExtentDiscriminator		Mandatory	Experimental. This is an array of values that shall contain 'SNIA:Pool Component'.
CanDelete		Optional	Experimental. Indicates if the volume is able to be deleted by a client application.
NumExtentsMigrating		Optional	Experimental. The number of Extents in the process of migrating for this storage volume when the volume relocation is ongoing.
StorageTieringSelection	N	Optional	Storage tiering examines this property to determine whether to use RelativePerformanceOrder or RelativePerformanceOrderSet for selecting an appropriate storage tier. A value of 0 or null indicates the element is not subject to storage tiering. Values: 0: None 2: Use RelativePerformanceOrder 3: Use RelativePerformanceOrderSet.
RelativePerformanceOrder	N	Optional	A storage volume can be associated with one or more storage tiers with equal or smaller StorageTier.RelativePerformanceOrder. The smaller the RelativePerformanceOrder, the more performant the tier.
RelativePerformanceOrder Set	N	Optional	A set of RelativePerformanceOrder values. The volume can only be associated with storage tiers that have a RelativePerformanceOrder value included in this set.

31.4.18 CIM_StorageVolume (Regular)

Created By: Extrinsic: StorageConfigurationService.CreateOrModifyElementFromStoragePool

Modified By: Static

Deleted By: Extrinsic: StorageConfigurationService.ReturnToStoragePool

Requirement: Mandatory

Table 763 describes class CIM_StorageVolume (Regular).

Table 763 - SMI Referenced Properties/Methods for CIM_StorageVolume (Regular)

Properties	Flags	Requirement	Description & Notes
SystemCreationClassName		Mandatory	
SystemName		Mandatory	
CreationClassName		Mandatory	
DeviceID		Mandatory	Opaque identifier.
ElementName		Optional	User-friendly name.

Table 763 - SMI Referenced Properties/Methods for CIM_StorageVolume (Regular)

Properties	Flags	Requirement	Description & Notes
Name	CD	Mandatory	Identifier for this volume; based of datapath standards such as SCSI or ATAPI.
OtherIdentifyingInfo	CD	Optional	Additional correlatable names.
IdentifyingDescriptions		Optional	
NameFormat		Mandatory	The type of identifier in the Name property. The valid values for StorageVolumes are: 1 (Other) 2 (VPD83NAA6) 3 (VPD83NAA5) 4 (VPD83Type2) 5 (VPD83Type1) 6 (VPD83Type0) 7 (SNVM) 8 (NodeWWN) 9 (NAA) 10 (EUI64) 11 (T10VID).
NameNamespace		Mandatory	The namespace that defines uniqueness for the NameFormat.
ExtentStatus		Mandatory	
OperationalStatus		Mandatory	Value shall be 2 3 6 8 15 (OK or Degraded or Error or Starting or Dormant). In addition, the secondary OperationalStatus may be 19 (Relocating) with 2 3 15 (OK or Degraded or Dormant).
BlockSize		Mandatory	
NumberOfBlocks		Mandatory	The number of blocks of capacity consumed from the parent StoragePool.
ConsumableBlocks		Mandatory	The number of blocks usable by consumers.
IsBasedOnUnderlyingRedundancy		Mandatory	
NoSinglePointOfFailure		Mandatory	
DataRedundancy		Mandatory	
PackageRedundancy		Mandatory	
DeltaReservation		Mandatory	
Usage		Optional	The specialized usage intended for this element.
OtherUsageDescription		Optional	Set when Usage value is "Other".
ClientSettableUsage		Optional	Lists Usage values that can be set by a client for this element.
Primordial		Mandatory	Shall be false.
ExtentDiscriminator		Mandatory	Experimental. This is an array of values that shall contain 'SNIA:Allocated'.
CanDelete		Optional	Experimental. Indicates if the volume is able to be deleted by a client application.

Table 763 - SMI Referenced Properties/Methods for CIM_StorageVolume (Regular)

Properties	Flags	Requirement	Description & Notes
NumExtentsMigrating		Optional	Experimental. The number of Extents in the process of migrating for this storage volume when the volume relocation is ongoing.
StorageTieringSelection	N	Optional	Storage tiering examines this property to determine whether to use RelativePerformanceOrder or RelativePerformanceOrderSet for selecting an appropriate storage tier. A value of 0 or null indicates the element is not subject to storage tiering. Values: 0: None 2: Use RelativePerformanceOrder 3: Use RelativePerformanceOrderSet.
RelativePerformanceOrder	N	Optional	A storage volume can be associated with one or more storage tiers with equal or smaller StorageTier.RelativePerformanceOrder. The smaller the RelativePerformanceOrder, the more performant the tier.
RelativePerformanceOrderSet	N	Optional	A set of RelativePerformanceOrder values. The volume can only be associated with storage tiers that have a RelativePerformanceOrder value included in this set.

31.4.19 CIM_SystemComponent (TierDomain to ComputerSystem)

Storage TierDomains on a system.

Created By: Extrinsic: CreateTierDomain

Modified By: Static

Deleted By: Extrinsic: DeleteTierDomain

Requirement: Optional

Table 764 describes class CIM_SystemComponent (TierDomain to ComputerSystem).

Table 764 - SMI Referenced Properties/Methods for CIM_SystemComponent (TierDomain to ComputerSystem)

Properties	Flags	Requirement	Description & Notes
GroupComponent		Mandatory	Reference to top-level ComputerSystem.
PartComponent		Mandatory	Reference to the TierDomain.

31.4.20 CIM_TierDomain

TierDomain representing one or more storage tiers.

Created By: Extrinsic: CreateTierDomain

Modified By: Static

Deleted By: Extrinsic: DeleteTierDomain

Requirement: Mandatory

Table 765 describes class CIM_TierDomain.

Table 765 - SMI Referenced Properties/Methods for CIM_TierDomain

Properties	Flags	Requirement	Description & Notes
CreationClassName		Mandatory	Name of Class.
Name		Mandatory	An arbitrary name (implementation dependent).
NameFormat		Mandatory	Dependent on the arbitrary name chosen.
ElementName		Optional	A user friendly name for the storage tier domain (implementation dependent).
OtherIdentifyingInfo		Mandatory	For a storage tier domain, this property shall contain the value 'TIER'.
IdentifyingDescriptions		Mandatory	For a storage TIER AdminDomain, this property shall contain the value 'SNIA:DetailedType' in the index for the OtherIdentifyingInfo of 'TIER'.
DataMovement	MN	Optional	Specifies if data movement is automatic or requires manual intervention. Values: 2: Auto 3: Manual.
DataMovementState	MN	Optional	Indicates the state of data movement that requires manual intervention. Values: 0: Not Applicable 2: Waiting for Approval 3: Waiting for Scheduled Time 4: In Progress 5: Stopped 6: Paused 7: Aborted 8: Completed.
RequestDataMovementStateChange()		Conditional	Conditional requirement: Required if manual data movement is supported.

31.4.21 CIM_TierService

Experimental. Base class for Automatic Storage Tiering.

Created By: Static

Modified By: Static

Deleted By: Static

Requirement: Mandatory

Table 766 describes class CIM_TierService.

Table 766 - SMI Referenced Properties/Methods for CIM_TierService

Properties	Flags	Requirement	Description & Notes
SystemCreationClassName		Mandatory	
SystemName		Mandatory	

Table 766 - SMI Referenced Properties/Methods for CIM_TierService

Properties	Flags	Requirement	Description & Notes
CreationClassName		Mandatory	
Name		Mandatory	
CreateStorageTier()		Conditional	Conditional requirement: Required if client manages storage tiers.
DeleteStorageTier()		Conditional	Conditional requirement: Required if client manages storage tiers.
AddToStorageTier()		Conditional	Conditional requirement: Required if client manages storage tiers.
RemoveFromStorageTier()		Conditional	Conditional requirement: Required if client manages storage tiers.
CreateTierDomain()		Conditional	Conditional requirement: Required if client manages tier domains.
DeleteTierDomain()		Conditional	Conditional requirement: Required if client manages tier domains.
ModifyStorageTierDomain Association()		Conditional	Conditional requirement: Required if client manages tier domains.
GetStorageTierCandidate Objects()		Conditional	Conditional requirement: Required if client manages tier domains.

31.4.22 CIM_TierServiceCapabilities

Experimental. A subclass of Capabilities that defines the Capabilities of a TierService. An instance of TierServiceCapabilities is associated with a TierService using ElementCapabilities.

Created By: Static

Modified By: Static

Deleted By: Static

Requirement: Mandatory

Table 767 describes class CIM_TierServiceCapabilities.

Table 767 - SMI Referenced Properties/Methods for CIM_TierServiceCapabilities

Properties	Flags	Requirement	Description & Notes
InstanceID		Mandatory	
ElementName		Mandatory	User Friendly name.
SupportedFeatures		Mandatory	Enumeration indicating the supported features of the storage tiering service. Values: 2: System Creates StorageTiers 3: Client Can Create StorageTiers 4: System Creates TierDomains 5: Client Can Create TierDomains 6: Supports SubLUN.

Table 767 - SMI Referenced Properties/Methods for CIM_TierServiceCapabilities

Properties	Flags	Requirement	Description & Notes
SupportedTierFeatures		Mandatory	Enumeration indicating the supported features of the storage tiers. Values: 2: StorageTiers Based On Performance Only 3: StorageTiers Based On QoS Only 4: StorageTiers Based On Performance and QoS 5: StorageTiers Based On Other Characteristics 6: StorageTiers Can Overlap 7: StorageTiers Can Be Empty 8: StorageTiers In Multiple TierDomains.
SupportedStorageObjects		Mandatory	Enumeration indicating the supported storage objects that can be used to form a storage tier. ComponentsOfStoragePool: In calling the method CreateStorageTier, it is possible to supply one or StoragePools and request the storage tiers to be created based on the "ConcreteComponents" of the StoragePools, i.e. StorageExtents. ElementsOfStoragePool: Storage tier is comprised of elements, e.g. volumes, allocated from a StoragePool. Values: 2: StorageVolume 3: LogicalDisk 4: StorageExtent 5: StoragePool 6: ComponentsOfStoragePool 7: ElementsOfStoragePool 8: External StoragePool 9: Primordial StorageExtent.
SupportedAsynchronousActions		Mandatory	Identify methods using job control. Values: 2: CreateStorageTier 3: AddToStorageTier 4: RemoveFromStorageTier 5: CreateTierDomain 6: DeleteTierDomain 7: ModifyStorageTierDomainAssociation 8: GetStorageTierCandidateObjects.
SupportedSynchronousActions		Mandatory	Identify methods not using job control. Values: 2: CreateStorageTier 3: AddToStorageTier 4: RemoveFromStorageTier 5: CreateTierDomain 6: DeleteTierDomain 7: ModifyStorageTierDomainAssociation 8: GetStorageTierCandidateObjects.

Table 767 - SMI Referenced Properties/Methods for CIM_TierServiceCapabilities

Properties	Flags	Requirement	Description & Notes
SupportedCompression		Optional	Indicates if the Automated Storage Tiering subsystem has the capability to compress storage volumes that are subject to tiering. Values: 2: ThinlyProvisioned 3: ThicklyProvisioned.
SupportedDataMovement		Optional	Indicates the supported data movement choices that are available. Values: 2: Auto 3: Manual.

31.4.23 CIM_TierSettingData

Experimental. Contains special options for use by methods of TierService.

Created By: Static

Modified By: Static

Deleted By: Static

Requirement: Optional

Table 768 describes class CIM_TierSettingData.

Table 768 - SMI Referenced Properties/Methods for CIM_TierSettingData

Properties	Flags	Requirement	Description & Notes
InstanceID		Mandatory	
ElementName		Mandatory	User Friendly name.
RelativePerformanceOrder Goal	MN	Optional	An integer starting from 0 to indicate the performance characteristic of the storage tier. The smaller the number, the higher the performance characteristics.
RelativePerformanceOrder Min	MN	Optional	Indicates the minimum value for RelativePerformanceOrder that this storage tier can have. Basically, the minimum value for RelativePerformanceOrder represents the highest level of performance.
RelativePerformanceOrder Max	MN	Optional	Indicates the maximum value for RelativePerformanceOrder that this storage tier can have. Basically, the maximum value for RelativePerformanceOrder represents the lowest level of performance.
StorageTierCharacteristics	MN	Optional	Indicates the storage tier characteristics. Performance generally relates to the underlying technology, for example, Solid State versus Fibre Channel drives. QoS refers to the Quality of Service, for example, RAID protected versus unprotected. Values: 2: BasedOnPerformance Only 3: BasedOnQOS Only 4: BasedOnPerformance And BasedOnQOS.

Table 768 - SMI Referenced Properties/Methods for CIM_TierSettingData

Properties	Flags	Requirement	Description & Notes
Technology	MN	Optional	The technology of the underlying disk drives used. Not Applicable: Storage tier is not based on technology of underlying components. Mixed: a storage tier consists of a mix of different disk drive technologies. Values: 2: Not Applicable 3: Solid State Drive 4: Fibre Channel 5: SATA 6: SAS 7: Mixed 8: Hard Disk Drive.
InitialState	MN	Optional	This property indicates the initial state of the storage tier. The default value is 2. Values: 2: Enabled 3: Disabled.
Dynamic	MN	Optional	If true any new extents added to the system that have a similar performance characteristics (and QoS) to this tier become part of this tier automatically. If false, the new extents needs to be added to this tier manually. The default value is false.
DeleteOnEmptyElement	MN	Optional	If true and empty storage tier are allowed, the storage tier will be deleted when the last element is removed from the storage tier. If empty storage tier are not allowed, the storage tier will be deleted automatically when the storage tier becomes empty. The default value is false.
Percentage	MN	Optional	A value between 0 to 100 to indicate the maximum percentage of the underlying capacity that can be used for storage tiering activities. For example, a value of 80 indicates no more than 80 percent of the storage tier can be used for automated tiering. The remaining 20 percent of the underlying storage is set aside for elements that do not participate in automated storage tiering.
CompressionIdleInterval	MN	Optional	Number of days data on a volume must be idle before the Automated Storage Tiering subsystem starts compressing the data. Valid interval must be in number of days between 1 and 365.
CompressionRate	MN	Optional	A number between 1 and 10 to indicate the rate at which the Automated Storage Tiering subsystem compresses the data. The smaller the number, the higher the rate of compression.

EXPERIMENTAL

EXPERIMENTAL

Clause 32: Automated Storage Tiering Policy Profile

32.1 Synopsis

Profile Name: Automated Storage Tiering Policy (Component Profile)

Version: 1.6.1

Organization: SNIA

CIM Schema Version: 2.35.0

Table 769 describes the related profiles for Automated Storage Tiering Policy.

Table 769 - Related Profiles for Automated Storage Tiering Policy

Profile Name	Organization	Version	Requirement	Description
Block Services	SNIA	1.6.1	Mandatory	
Pools from Volumes	SNIA	1.4.0	Optional	
Job Control	SNIA	1.5.0	Optional	
Extent Composition	SNIA	1.6.0	Optional	
Disk Drive Lite	SNIA	1.6.0	Optional	

Central Class: CIM_TierPolicyService

Scoping Class: CIM_TierPolicyService

32.2 Description

This component profile introduces the necessary classes to allow clients to create and manage the policies for automated storage tiering.

The Automated Storage Tiering Policy Profile is a specialization of the existing Automated Storage Tiering profile.

There are implementations that completely manage the automated storage tiering. However, there are also implementations that allow clients to specify the policy by which the automated storage tiering manages the data movement and placement of the data subject to storage tiering. Furthermore, clients have the ability to specify the time period, such as time of day, which a policy is in effect.

32.2.1 Policies

Policies direct the automated storage tiering of the storage array. Policies may specify when certain tiering activities should take place.

Instances of the class TierPolicyRule represent the storage tiering policies that are in effect. An implementation may have two types of policy rules -- one for collecting statistics about the workload activities, such as I/Os, for given components, and another policy rule for the actual movement of data between storage tiers.

As an example, a “data movement” policy rule may indicate that no more than 10% of the space requirement of a StorageVolume to come from tier1, 20% from tier2, and 70% from tier3.

A policy rule may apply to the entire storage array (GlobalRule), or to a specific component (LocalRule) such as a StorageVolume or storage volumes belonging to a DeviceMaskingGroup.

32.2.2 Key Components

Table 770 shows a list of key classes used in this profile.

Table 770 - Key Classes

Class Name	Notes
TierPolicyService	The main class for this profile. It contains methods for manipulating storage tiering policies.
TierPolicyServiceCapabilities	Contains a set of properties and methods that describe the capabilities of tiering policy service.
TierPolicyRule	Describes the tiering policy rules
AssociatedTierPolicy	Associates TierPolicyRule to storage tiers.
TierPolicySetAppliesToElement	Associates TierPolicyRule to ManagedElements.

32.3 Implementation

32.3.1 Automated Storage Tiering Policy Discovery

Figure 177 depicts the Automated Storage Tiering Policy discovery instance diagram.

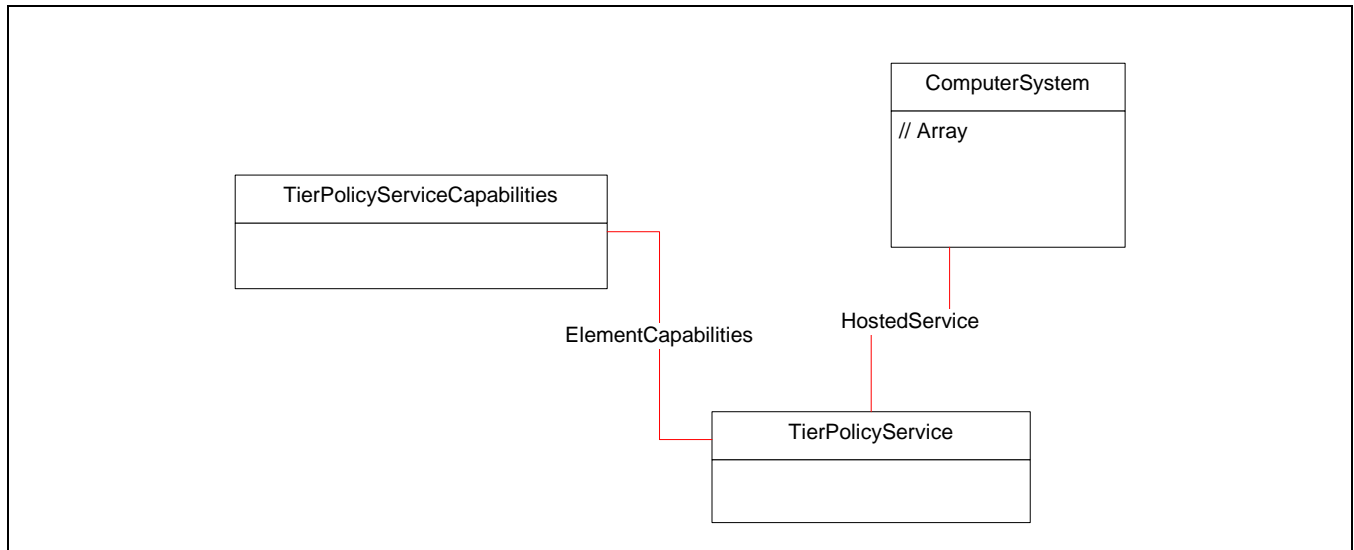


Figure 177 - Automated Storage Tiering Policy Discovery

As shown in Figure 178, the single instance of the class TierPolicyService and its methods provide the mechanism for managing storage tiering policies.

The implementation may create the “global” TierPolicyRules automatically. Clients may also be able to create the “local” TierPolicyRules -- see the capabilities for what the implementation supports.

Global TierPolicyRules (with the property RuleDiscriminator set to "SNIA:GlobalRule") are only associated to the TierPolicyService. Local TierPolicyRules (with the property RuleDiscriminator set to "SNIA:LocalRule") are associated to ManagedElements such as StorageVolumes and/or DeviceMaskingGroups.

An instance of the TierPolicySettingData associated to the TierPolicyServiceCapabilities includes properties that apply to all storage tiers and storage elements subject to storage tiering. For example, if the implementation supports automatic storage pool allocation (TierPolicyServiceCapabilities.SupportsAutomaticStoragePoolAllocation), by setting the property TierPolicySettingData.AutomaticStoragePoolAllocationEnabled to true, when a thinly provisioned storage element (such as a StorageVolume) subject to storage tiering needs additional storage capacity and the storage pool that the storage element is allocated from is out of free capacity, the system allocates the additional storage capacity from another storage pool in the same tiering policy that is associated to the storage volume.

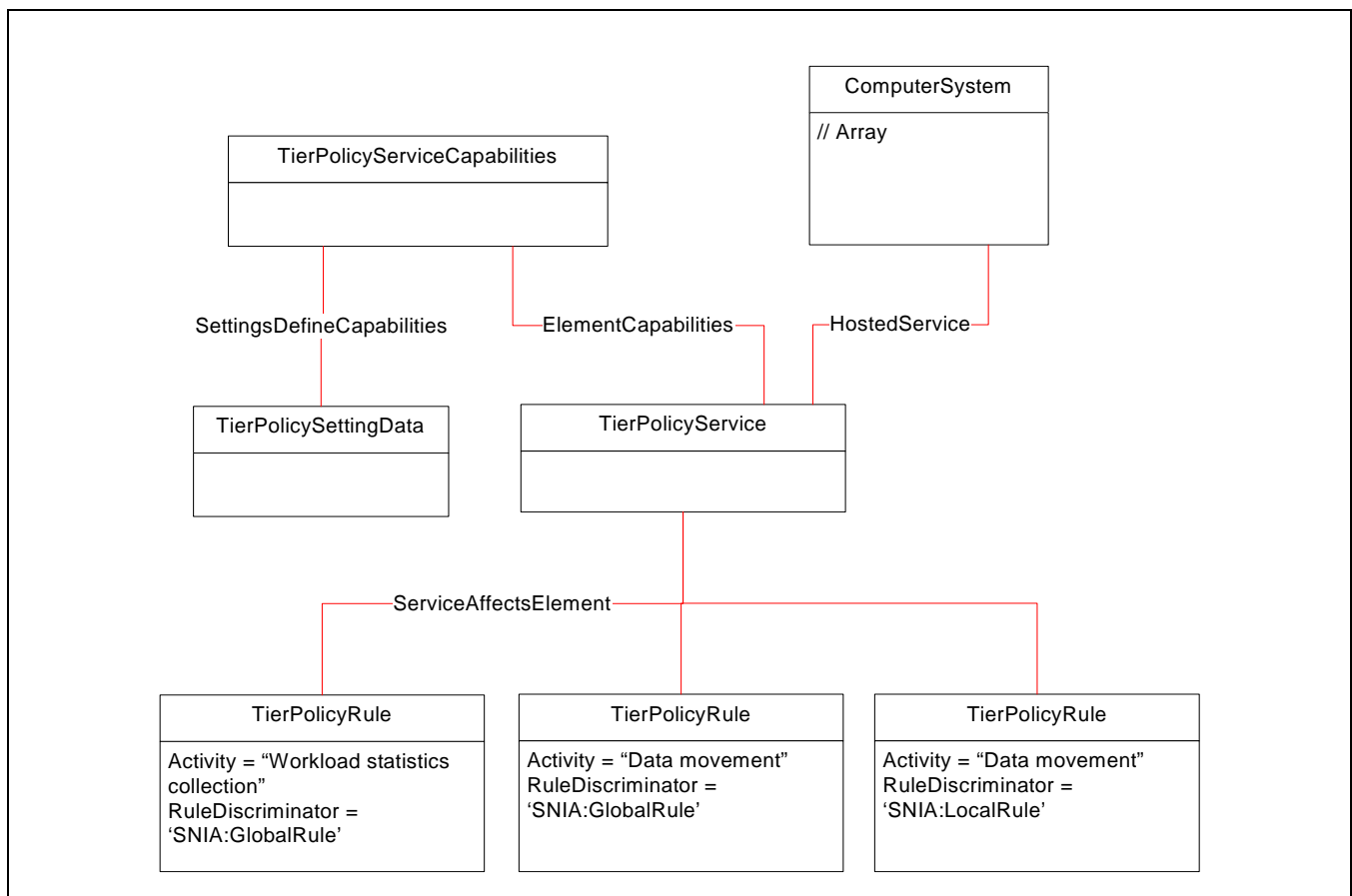


Figure 178 - Additional Tiering Policy Components

32.3.2 Time Period

The property TierPolicyRule.TimePeriodCondition specifies the time period for this tier policy rule. For example, the TimePeriodCondition may indicate this TierPolicyRule is active at all times. Alternatively, TimePeriodCondition may indicate the time period is an associated instance of PolicyTimePeriodCondition to the TierPolicyRule (see Figure 179) or to a PolicyTimePeriodCondition associated to a global TierPolicyRule (see Figure 178).

The instances of PolicyTimePeriodCondition associated to global TierPolicyRules are intended to reduce the need for numerous instances of PolicyTimePeriodCondition associated to local TierPolicyRules.

For example, if TierPolicyRule.TimePeriodCondition has a value of "Global", it indicates a PolicyTimePeriodCondition associated to a "global" TierPolicyRule. In this case, the instrumentation first locates an appropriate TierPolicyRule before utilizing its associated PolicyTimePeriodCondition. The TierPolicyRules are tailored for data movement, workload data collection, and thin or thick provisioning.

If the property TierPolicyRule.TimePeriodCondition has the value of 'Not Available', it indicates the instrumentation does not make the "time period" associated to a TierPolicyRule available to clients.

If the property TierPolicyRule.TimePeriodCondition has the value of 'None', it indicates the policy rule currently does not have an associated time period condition.

32.3.3 PolicyTimePeriodCondition

The associated instances of PolicyTimePeriodCondition specify when an enabled TierPolicyRule is active (on) or not active (off). If the property PolicySetValidityPeriod.ConditionNegated is false, the PolicyTimePeriodCondition indicates the time period when the TierPolicyRule is active.

Figure 179 shows two instances of PolicyTimePeriodCondition, one for the time period the "Data movement" TierPolicyRule is active, and one for the time period the "Workload statistics collection" TierPolicyRule is inactive.

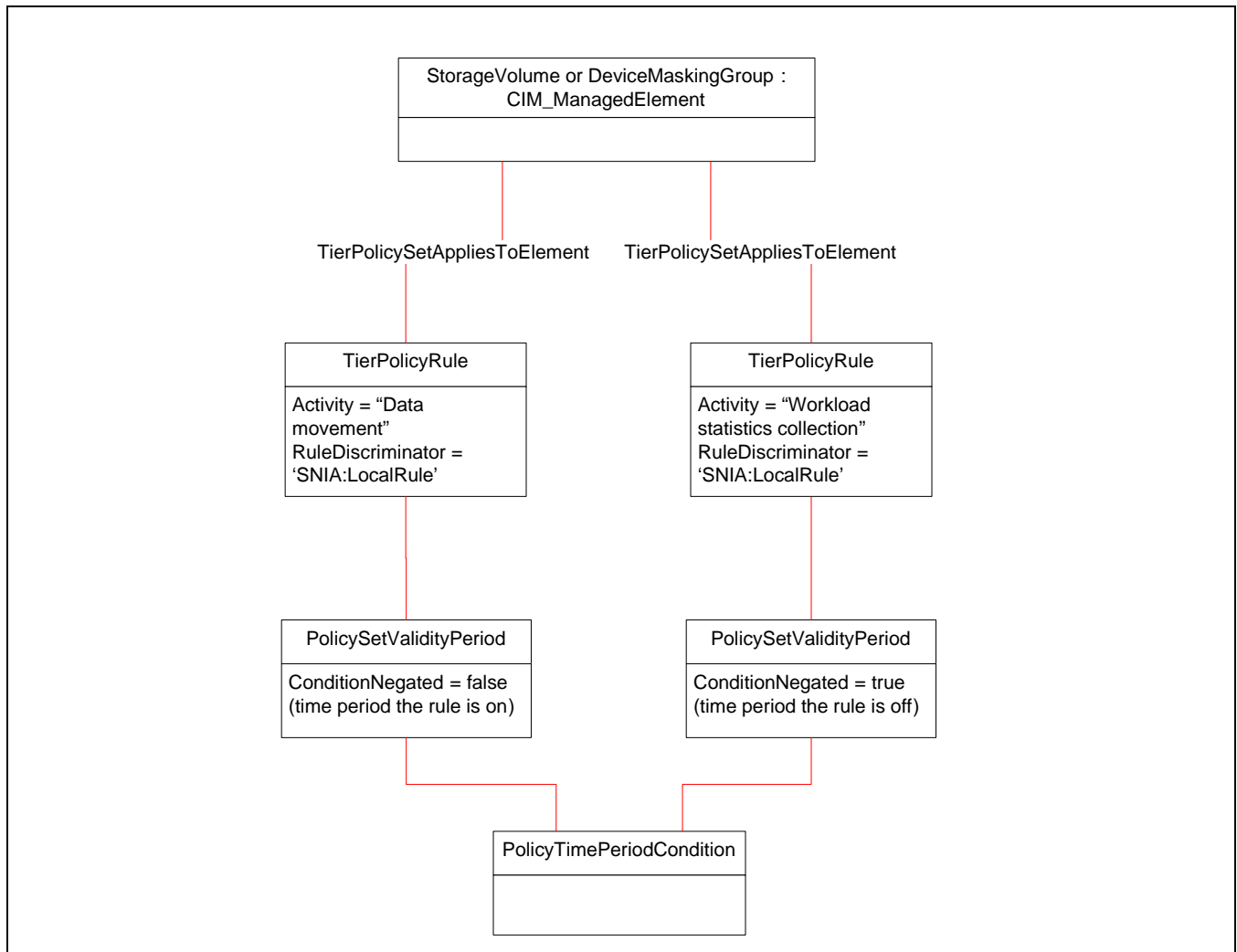


Figure 179 - PolicyTimePeriodCondition

32.3.4 ManagedElements Subject to Tiering

ManagedElements, such as StorageVolumes or DeviceMaskingGroups, subject to storage tiering can be associated to “global” TierPolicyRules, “local” TierPolicyRules or both.

Figure 180 shows a ManagedElement that is associated to two local TierPolicyRules -- one for data movement, and another for workload statistics collection. The optional associated PolicyTimePeriodConditions specifies the time period the space allocated to the ManagedElement is moved to the appropriate storage tiers. Effectively, the parts of the ManagedElement that are accessed more frequently are moved to the storage tiers that have higher performance characteristics.

The workload statistics collection TierPolicyRule specifies to use an appropriate PolicyTimePeriodConditions associated to a global TierPolicyRule.

If more than one TierPolicyRules for the same or overlapping time period are associated (via the TierPolicySetAppliesToElement association) to the same ManagedElement, the associated TierPolicyRule with lower TierPolicySetAppliesToElement.RulePriority value has higher precedence.

In the case where there are overlapping “global” and “local” policy rules associated with a managed element, the local policy rule has precedence.

The instance of AdvancedStorageSetting associated to the ManagedElement (e.g. StorageVolume or DeviceMaskingGroup) contains the properties pertaining to storage tiering. If the instance of AdvancedStorageSetting is associated to a group of elements (e.g. DeviceMaskingGroup), then, the instance properties apply to all elements of the group.

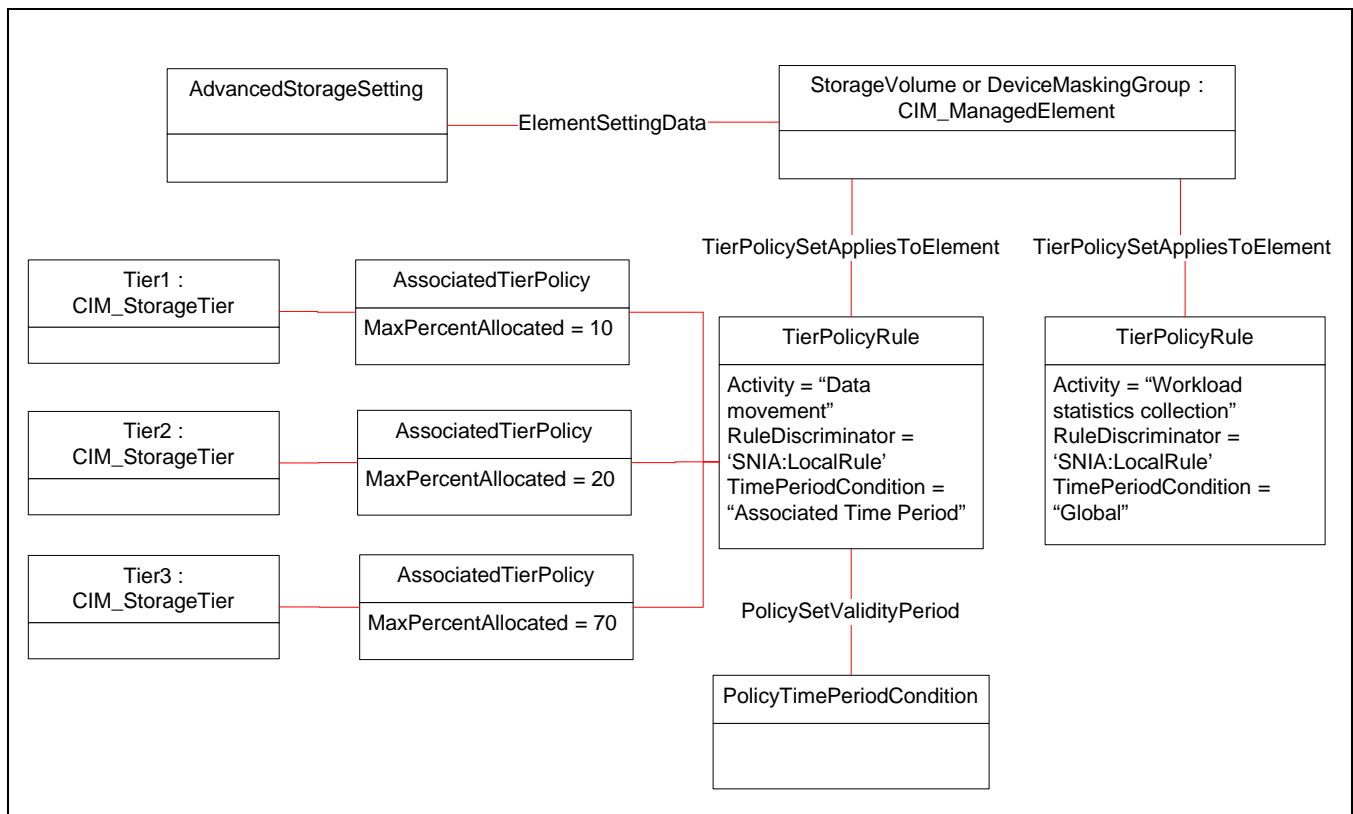


Figure 180 - ManagedElement Subject to Tiering

32.3.5 Tiering Policy Capabilities

The single instance of the class `TierPolicyServiceCapabilities` describes various capabilities of the storage tiering policy feature. Clients should examine the `TierPolicyServiceCapabilities` instance to determine the specific capabilities of the storage tiering policy implementation.

The property `TierPolicyServiceCapabilities.SupportedPolicyFeatures` is an array indicating the supported features of the storage tiering policy service. Figure 771 shows the possible values for this property.

Table 771 - SupportedPolicyFeatures

Features
System creates policies
Client can create policies
Storage tier can belong to multiple policies
Policy shall account for total allocation
Supports global <code>TierPolicyRule</code>
Supports local <code>TierPolicyRule</code>

32.3.6 Health and Fault Management Consideration

None

32.4 Methods

The Automated Storage Tiering Policy Profile has a number of extrinsic methods for storage tier management.

All of the profile extrinsic methods return one of the following status codes. Depending on the error condition, a method may return additional error codes and/or throw an appropriate exception to indicate the error encountered.

Furthermore, the profile relies on a number of intrinsic methods such as `ModifyInstance` for modifying properties such as `PolicyRuleName`.

- 0: (Job) Completed with no error
- 1: Method not supported
- 4: Failed
- 5: Invalid Parameter
- 4096: Method Parameters Checked - Job Started

For the input/output parameter values, refer to the appropriate MOF files and the value maps.

Figure 772 summarizes the extrinsic methods (class `TierPolicyService`).

Table 772 - Extrinsic Methods

Method	Described in
CreateStorageTierPolicyRule	See 32.4.1
DeleteStorageTierPolicyRule	See 32.4.2
ModifyStorageTierPolicyRule	See 32.4.3

32.4.1 CreateStorageTierPolicyRule

This method allows a client to create a storage tier policy based on the supplied information.

```

uint32 CreateStorageTierPolicyRule(
    [IN, Description (
        "A end user relevant name for the created policy "
        "rule. If null, then a system supplied default name "
        "may be used." )]
    string PolicyRuleName,
    [IN, Description (
        "Indicates the purpose of the policy rule. Data "
        "movement: Rule to be applied for data movement. "
        "Workload statistics collection: Rule is in effect "
        "for collecting statistics about the managed "
        "element. If null, defaults to Data movement." ),
    ValueMap { "2", "3", "..", "0x8000.." },
    Values { "Data movement",
        "Workload statistics collection", "DMTF Reserved",
        "Vendor Specific" }]
    uint16 Activity,
    [IN, Description (
        "Indicates whether the created policy is set to "
        "Enabled or Disabled. If null, the policy is set to "
        "Enabled." ),
    ValueMap { "2", "3", "..", "0x8000.." },
    Values { "Enabled", "Disabled", "DMTF Reserved",
        "Vendor Specific" },
    ModelCorrespondence { "CIM_TierPolicyRule.Enabled" }]
    uint16 PolicyState,
    [IN, Description (
        "List of storage tiers to associate to this policy. "
        "If null, no tiers will be associated to this "
        "policy." ),
    ArrayType ( "Indexed" ),
    ModelCorrespondence {
        "CreateStorageTierPolicyRule.MaxPercentAllocated" }]
    CIM_StorageTier REF Tiers[],
    [IN, Description (

```

Automated Storage Tiering Policy Profile

```
        "The percentage of the capacity that is allocated "
        "from the corresponding storage tier. This array is "
        "index-correlated with the array Tiers." ),
Units ( "Percent" ),
ArrayType ( "Indexed" ),
MinValue ( 0 ),
MaxValue ( 100 ),
ModelCorrespondence {
    "CreateStorageTierPolicyRule.Tiers" },
PUnit ( "percent" )]
uint16 MaxPercentAllocated[],
[IN, Description (
    "Associate these elements to the created policy." )]
CIM_ManagedElement REF InElements[],
[IN, Description (
    "If provided, it supplies additional information to "
    "incorporate in a policy rule. For example, the "
    "RulePriority." ),
EmbeddedInstance ( "CIM_TierPolicySettingData" )]
string TierPolicySettingData,
[IN, Description (
    "If provided, it represents the time periods during "
    "which the policy is active. If not provided, the "
    "implementation decides." ),
EmbeddedInstance ( "CIM_PolicyTimePeriodCondition" )]
string PolicyTimePeriodCondition,
[IN, Description (
    "If true, the supplied "
    "PolicyTimePeriodCondition should be negated -- "
    "the time period the rule shall not "
    "be in effect. If false, it specifies the time "
    "period the rule shall be in effect. "
    "If NULL, the property shall have the value "
    "of false."),
ModelCorrespondence {
    "CreateStorageTierPolicyRule.PolicyTimePeriodCondition" }]
boolean ConditionNegated,
[IN, Description (
    "If provided, sets "
    "TierPolicyRule.TimePeriodCondition. If not "
    "provided, the implementation sets the value "
    "based on whether the parameter "
    "PolicyTimePeriodCondition is supplied." ),
ValueMap { "2", "3", "4", "5", "6",
    "..", "0x8000.." },
Values { "Implementation Decides", "Not Available",
    "All The Time", "Associated Time Period", "Global",
```

Automated Storage Tiering Policy Profile

```

    "DMTF Reserved", "Vendor Specific" },
    ModelCorrespondence {
        "TierPolicyRule.TimePeriodCondition",
        "CreateStorageTierPolicyRule.PolicyTimePeriodCondition" }}
uint16 TimePeriodCondition,
    [IN ( false ), OUT, Description (
        "Reference to the job (may be NULL if job is completed). "
    )]
CIM_ConcreteJob REF Job,
    [IN ( false ), OUT, Description (
        "Reference to the created PolicyRule." )]
CIM_PolicyRule REF PolicyRule);

```

32.4.2 DeleteStorageTierPolicyRule

This method allows a client to delete a storage tier policy.

```

uint32 DeleteStorageTierPolicyRule(
    [IN, Required, Description (
        "Storage policy rule to delete." )]
    CIM_PolicyRule REF PolicyRule,
    [IN ( false ), OUT, Description (
        "Reference to the job (may be NULL if job is completed). " )]
    CIM_ConcreteJob REF Job,
    [IN, Description (
        "If the policy is actively being used, the system "
        "may prevent the policy to be deleted. By passing "
        "true for this parameter, the system will attempt "
        "to delete an active policy." )]
    boolean Force );

```

32.4.3 ModifyStorageTierPolicyRule

This method allows a client to modify a storage tiering policy.

The parameter "Operation" specifies the modification to be performed, and the parameter PolicyRule indicates the policy rule that is to be modified. As for the other parameters, only the applicable parameters for the requested operation are necessary.

Table 773 shows the required parameters for the requested operation.

Table 773 - Parameters for ModifyStorageTierPolicyRule

Operation	PolicyRule	Additional Parameters
2 ("Rename PolicyRuleName")	<ObjectPath of PolicyRule>	PolicyRuleName
3 ("Add Tiers to Policy")	<ObjectPath of PolicyRule>	Tiers[], MaxPercentAllocated[] Note: These are parallel arrays.
4 ("Remove Tiers from Policy")	<ObjectPath of PolicyRule>	Tiers[]
5 ("Add InElements to Policy")	<ObjectPath of PolicyRule>	InElements[]

Table 773 - Parameters for ModifyStorageTierPolicyRule

Operation	PolicyRule	Additional Parameters
6 ("Remove InElements from Policy")	<ObjectPath of PolicyRule>	InElements[]
7 ("Update MaxPercentAllocated")	<ObjectPath of PolicyRule>	Tiers[], MaxPercentAllocated[] Note: These are parallel arrays.
8 ("Add PolicyTimePeriodCondition")	<ObjectPath of PolicyRule>	PolicyTimePeriodCondition
9 ("Remove PolicyTimePeriodCondition")	<ObjectPath of PolicyRule>	PolicyTimePeriodCondition
10 ("Modify PolicyTimePeriodConditions")	<ObjectPath of PolicyRule>	PolicyTimePeriodCondition

```

uint32 ModifyStorageTierPolicyRule(
    [IN, Description ( "The Operations to perform." ),
    ValueMap { "2", "3", "4", "5", "6", "7", "8",
        "9", "10", "..", "0x8000.." },
    Values { "Rename PolicyRuleName",
        "Add Tiers to Policy", "Remove Tiers from Policy",
        "Add InElements to Policy",
        "Remove InElements from Policy",
        "Update MaxPercentAllocated",
        "Add PolicyTimePeriodCondition",
        "Remove PolicyTimePeriodCondition",
        "Modify PolicyTimePeriodCondition",
        "DMTF Reserved", "Vendor Specific" }]
uint16 Operation,
    [IN, Description (
        "A new name for the policy rule. "
        "Effectively, renaming the policy rule.")]
string PolicyRuleName,
    [IN, Description (
        "List of storage tiers to associate to this policy." ),
    ArrayType ( "Indexed" ),
    ModelCorrespondence {
        "ModifyStorageTierPolicyRule.MaxPercentAllocated" }]
CIM_StorageTier REF Tiers[],
    [IN, Description (
        "The percentage of the capacity that is allocated "
        "from the corresponding storage tier. This array is "
        "index-correlated with the array Tiers." ),
    Units ( "Percent" ),
    ArrayType ( "Indexed" ),
    MinValue ( 0 ),
    MaxValue ( 100 ),
    ModelCorrespondence {
        "CreateStorageTierPolicyRule.Tiers" },
    PUnit ( "percent" )]
```

Automated Storage Tiering Policy Profile

```
uint16 MaxPercentAllocated[],
    [IN, Description (
        "Associate the elements to the policy." )]
CIM_ManagedElement REF InElements[],
    [IN, Description (
        "If provided, it supplies additional information to "
        "incorporate in a policy rule. For example, the "
        "RulePriority." ),
        EmbeddedInstance ( "CIM_TierPolicySettingData" )]
string TierPolicySettingData,
    [IN, Description (
        "If provided, it represents the time periods during "
        "which the policy is active. If not provided, the "
        "implementation decides." ),
        EmbeddedInstance ( "CIM_PolicyTimePeriodCondition" )]
string PolicyTimePeriodCondition,
    [IN, Description (
        "If true, the supplied "
        "PolicyTimePeriodCondition should be negated -- "
        "the time period the rule shall not "
        "be in effect. If false, it specifies the time "
        "period the rule shall be in effect. "
        "If NULL, the property shall have the value "
        "of false."),
        ModelCorrespondence {
            "ModifyStorageTierPolicyRule.PolicyTimePeriodCondition" }]
boolean ConditionNegated,
    [IN ( false ), OUT, Description (
        "Reference to the job (may be NULL if job is completed)."
    )]
CIM_ConcreteJob REF Job,
    [Required, IN, Description (
        "Reference to the PolicyRule to be modified." )]
CIM_PolicyRule REF PolicyRule);
```

32.5 Use Cases

Storage tiering policies may be created and managed by the implementation. Clients may also be able to create and manage policies associated with storage tiering.

The implementation may support “global” and/or “local” tiering policy rules. The elements subject to storage tiering may be associated to global, local, or both tiering policy rules.

32.5.1 Use Case -- Is Storage Tiering Policy is supported ?

- Discover the TierPolicyService, using HostedService association to top level computer system
- Locate the associated TierPolicyCapabilities, using the ElementCapabilities association to TierPolicyService
- Examine the property TierPolicyCapabilities.SupportsTieringPolicies

32.6 CIM Elements

Table 774 describes the CIM elements for Automated Storage Tiering Policy.

Table 774 - CIM Elements for Automated Storage Tiering Policy

Element Name	Requirement	Description
32.6.1 CIM_AdvancedStorageSetting	Optional	Representation of a StorageSetting. StorageSettings are covered in Block Services Package. Additional properties are added for storage tiering.
32.6.2 CIM_AssociatedElementTier	Conditional	Experimental. Conditional requirement: Required if storage tiering is supported. Define the association between an element and one or more storage tiers.
32.6.3 CIM_AssociatedResourcePool	Optional	Experimental. Associates an object inherited from System to a dependent ResourcePool such as a StoragePool.
32.6.4 CIM_AssociatedTierPolicy	Optional	Experimental. Defines the association between a TierPolicyRule and a storage tier.
32.6.5 CIM_ConcreteDependency (TierDomain to StorageTier)	Optional	Associates storage tiers to tier domains.
32.6.6 CIM_ElementCapabilities	Mandatory	Associates TierPolicyServiceCapabilities and TierPolicyService.
32.6.7 CIM_ElementSettingData	Optional	
32.6.8 CIM_HostedService	Mandatory	
32.6.9 CIM_MemberOfCollection (Identifies StorageExtents comprising a tier)	Optional	Associates a storage extent to a storage tier.
32.6.10 CIM_MemberOfCollection (Identifies StoragePools comprising a tier)	Optional	Associates a storage pool to a storage tier.
32.6.11 CIM_MemberOfCollection (Identifies StorageVolumes comprising a tier)	Optional	Identifies a storage volume contributing to a storage tier.
32.6.12 CIM_MemberOfCollection (Identifies primordial StorageExtents comprising a tier)	Optional	Associates a primordial storage extent to a storage tier.
32.6.13 CIM_PolicySetValidityPeriod	Optional	Experimental. Defines the association between a TierPolicyRule and a PolicyTimePeriodCondition.
32.6.14 CIM_PolicyTimePeriodCondition	Optional	Experimental. Provides a means of representing the time periods during which a policy rule is in effect.
32.6.15 CIM_ServiceAffectsElement (Between TierPolicyService and TierPolicyRule)	Optional	Associates tier policy service to policy rule.
32.6.16 CIM_ServiceAffectsElement (Between TierService and StorageTier)	Optional	Associates TierService to StorageTier.
32.6.17 CIM_ServiceAffectsElement (Between TierService and TierDomain)	Optional	Associates TierService to TierDomain.
32.6.18 CIM_SettingsDefineCapabilities (Between StorageTierCapabilities and TierSettingData)	Optional	Associates StorageTierCapabilities to TierSettingData.
32.6.19 CIM_SettingsDefineCapabilities (Between TierServiceCapabilities and TierSettingData)	Optional	Associates TierServiceCapabilities to TierSettingData.
32.6.20 CIM_StorageTier	Mandatory	Experimental. This class represents a collection of storage objects, such as a collection of storage objects identified as a storage tier.

Table 774 - CIM Elements for Automated Storage Tiering Policy

Element Name	Requirement	Description
32.6.21 CIM_StorageTierCapabilities	Optional	A subclass of StorageCapabilities that defines the Capabilities of a storage tier.
32.6.22 CIM_StorageVolume (Constituent)	Conditional	Conditional requirement: Referenced from Pools from Volumes - Constituent StorageVolume is mandatory. The CIM_StorageVolume is an augmented version of the CIM_StorageVolume defined in the Block Services package. See CIM_StorageVolume in section <i>Storage Management Technical Specification, Part 4 Block Devices, 1.6.1 Rev 6 5.8.51</i> CIM_StorageVolume.
32.6.23 CIM_StorageVolume (Regular)	Mandatory	The CIM_StorageVolume is an augmented version of the CIM_StorageVolume defined in the Block Services package. See CIM_StorageVolume in section <i>Storage Management Technical Specification, Part 4 Block Devices, 1.6.1 Rev 6 5.8.51</i> CIM_StorageVolume.
32.6.24 CIM_SystemComponent (TierDomain to ComputerSystem)	Optional	Storage TierDomains on a system.
32.6.25 CIM_TierDomain	Mandatory	TierDomain representing one or more storage tiers.
32.6.26 CIM_TierPolicyRule	Optional	Experimental. Inherited from CIM_PolicyRule to include properties specific to storage tiering.
32.6.27 CIM_TierPolicyService	Mandatory	Experimental. The TierPolicyService class provides methods to allow a client to manage storage tiering policies. Methods are described in the Extrinsic Methods clause.
32.6.28 CIM_TierPolicyServiceCapabilities	Mandatory	Experimental. A subclass of Capabilities that defines the Capabilities of a TierPolicyService. An instance of TierPolicyServiceCapabilities is associated with a TierPolicyService using ElementCapabilities.
32.6.29 CIM_TierPolicySetAppliesToElement	Optional	Experimental. Defines the association between a TierPolicyRule and a ManagedElement.
32.6.30 CIM_TierPolicySettingData	Optional	Experimental. Contains various options for use by the TierPolicyService methods to offer clients additional controls to manipulate a policy associated with storage tiering.

32.6.1 CIM_AdvancedStorageSetting

Created By: Extrinsic: StorageCapabilities.CreateSetting

Modified By: Static

Deleted By: Static

Requirement: Optional

Table 775 describes class CIM_AdvancedStorageSetting.

Table 775 - SMI Referenced Properties/Methods for CIM_AdvancedStorageSetting

Properties	Flags	Requirement	Description & Notes
InstanceID		Mandatory	
ElementName		Mandatory	The user-friendly name for this instance of SettingData. In addition, the user-friendly name can be used as a index property for a search of query. (Note: Name does not have to be unique within a namespace.)
NoSinglePointOfFailure		Mandatory	Indicates the desired value for No Single Point of Failure. Possible values are false = single point of failure, and true = no single point of failure.
DataRedundancyMin		Mandatory	DataRedundancyMin describes the minimum number of complete copies of data to be maintained. Examples would be RAID 5 where 1 copy is maintained and RAID 1 where 2 or more copies are maintained. Possible values are 1 to n.
DataRedundancyMax		Mandatory	DataRedundancyMax describes the maximum number of complete copies of data to be maintained. Examples would be RAID 5 where 1 copy is maintained and RAID 1 where 2 or more copies are maintained. Possible values are 1 to n.
DataRedundancyGoal		Mandatory	
PackageRedundancyMin		Mandatory	PackageRedundancyMin describes the minimum number of spindles or logical devices to be used. Package redundancy describes how many disk spindles or logical devices can fail without data loss including, at most, one spare. Examples would be RAID5 with a Package Redundancy of 1, RAID6 with 2. Possible values are 0 to n.
PackageRedundancyMax		Mandatory	PackageRedundancyMax describes the maximum number of spindles or logical devices to be used. Package redundancy describes how many disk spindles or logical devices can fail without data loss including, at most, one spare. Examples would be RAID5 with a Package Redundancy of 1, RAID6 with 2. Possible values are 0 to n.
PackageRedundancyGoal		Mandatory	
ExtentStripeLength		Optional	ExtentStripeLength describes the desired stripe length goal.
ExtentStripeLengthMin		Optional	ExtentStripeLengthMin describes the minimum acceptable stripe length.
ExtentStripeLengthMax		Optional	ExtentStripeLengthMax describes the maximum acceptable stripe length.
ParityLayout		Optional	ParityLayout describes the desired parity layout. The value may be 1 or 2 (Non-rotated Parity or Rotated Parity).
UserDataStripeDepth		Optional	UserDataStripeDepth describes the desired stripe depth.
UserDataStripeDepthMin		Optional	UserDataStripeDepthMin describes the minimum acceptable stripe depth.
UserDataStripeDepthMax		Optional	UserDataStripeDepthMax describes the maximum acceptable stripe depth.
ChangeableType		Mandatory	This property informs a client if the setting can be modified. It also tells the client how long this setting is expected to remain in the model. If the implementation allows it, the client can use the property to request that the setting's existence be not transient.
StorageExtentInitialUsage		Optional	The Usage value to be used when creating a new storage element.
StoragePoolInitialUsage		Optional	The Usage value to be used when creating a new storage pool.

Table 775 - SMI Referenced Properties/Methods for CIM_AdvancedStorageSetting

Properties	Flags	Requirement	Description & Notes
InitialStorageTierMethodology	MN	Optional	Enumeration indicating the initial storage tier for the element. "None" or null means this element is not subject to storage tiering. Values: 0: None 3: Implementation Decides 4: Highest Performance 5: Lowest Performance 6: Highest Availability 7: Lowest Availability.
InitialStorageTieringSelection	MN	Optional	Use this value to set the property StorageTieringSelection of the associated element. Storage tiering examines StorageTieringSelection to determine whether to use RelativePerformanceOrder or RelativePerformanceOrderSet for selecting an appropriate storage tier. A value of 0 or null indicates the associated element is not subject to storage tiering. Values: 0: Unknown 2: Use RelativePerformanceOrder 3: Use RelativePerformanceOrderSet.
RelativePerformanceOrderLimit	MN	Optional	The storage tiering limit applied to the element. This property indicates RelativePerformanceOrder not to exceed this value. For example: A system has storage tiers with RelativePerformanceOrder of 1, 3, and 5. If the request is to create a new storage volume with StorageSetting.RelativePerformanceOrderLimit of 2, the newly created storage volume is placed in a storage tier with RelativePerformanceOrder of 1.
InitialRelativePerformanceOrderSet	MN	Optional	A set of values. The associated element can only be placed in storage tiers that have a RelativePerformanceOrder value included in this set.
StorageTieringFrozen	MN	Optional	If true, and the storage element is under the control of the tiering subsystem, the element's tiering associations will remain frozen -- no data relocation between tiers.

32.6.2 CIM_AssociatedElementTier

Experimental. Define the association between an element and one or more storage tiers.

Created By: Extrinsic: static

Modified By: Extrinsic: static

Deleted By: Extrinsic: Static

Requirement: Required if storage tiering is supported.

Table 776 describes class CIM_AssociatedElementTier.

Table 776 - SMI Referenced Properties/Methods for CIM_AssociatedElementTier

Properties	Flags	Requirement	Description & Notes
Allocated		Mandatory	Indicates what portion of the element is associated with (allocated from) this storage tier. None: Indicates the element is associated with this storage tier; however, currently none of the element's blocks are allocated from this storage tier. Values: 2: All 3: Partial 4: None.
GroupComponent		Mandatory	A storage tier.
PartComponent		Mandatory	Any element subject to storage tiering.

32.6.3 CIM_AssociatedResourcePool

Experimental. Associates an object inherited from System to a dependent ResourcePool such as a StoragePool.

Created By: Extrinsic: static

Modified By: Extrinsic: static

Deleted By: Extrinsic: Static

Requirement: Optional

Table 777 describes class CIM_AssociatedResourcePool.

Table 777 - SMI Referenced Properties/Methods for CIM_AssociatedResourcePool

Properties	Flags	Requirement	Description & Notes
Antecedent		Mandatory	A ResourcePool such as StoragePool.
Dependent		Mandatory	A tier domain.

32.6.4 CIM_AssociatedTierPolicy

Experimental. Defines the association between a TierPolicyRule and a storage tier.

Created By: Extrinsic: CreateStorageTierPolicyRule

Modified By: Static

Deleted By: Extrinsic: DeleteStorageTierPolicyRule

Requirement: Optional

Table 778 describes class CIM_AssociatedTierPolicy.

Table 778 - SMI Referenced Properties/Methods for CIM_AssociatedTierPolicy

Properties	Flags	Requirement	Description & Notes
MaxPercentAllocated		Mandatory	The maximum percentage of the capacity of the element that can be allocated from the storage tier. Must be an integer value between 0 and 100.

Table 778 - SMI Referenced Properties/Methods for CIM_AssociatedTierPolicy

Properties	Flags	Requirement	Description & Notes
Antecedent		Mandatory	A policy rule.
Dependent		Mandatory	A storage tier.

32.6.5 CIM_ConcreteDependency (TierDomain to StorageTier)

Created By: Extrinsic: CreateStorageTier

Modified By: Static

Deleted By: Extrinsic: DeleteStorageTier

Requirement: Optional

Table 779 describes class CIM_ConcreteDependency (TierDomain to StorageTier).

Table 779 - SMI Referenced Properties/Methods for CIM_ConcreteDependency (TierDomain to StorageTier)

Properties	Flags	Requirement	Description & Notes
Antecedent		Mandatory	Tier Domain.
Dependent		Mandatory	A Storage Tier.

32.6.6 CIM_ElementCapabilities

Associates TierPolicyServiceCapabilities and TierPolicyService. The class definition specializes the CIM_ElementCapabilities definition in the Automated Storage Tiering profile. Properties or methods not inherited are marked accordingly as '(overridden)' or '(added)' in the left most column.

Created By: Static

Modified By: Static

Deleted By: Static

Requirement: Mandatory

Table 780 describes class CIM_ElementCapabilities.

Table 780 - SMI Referenced Properties/Methods for CIM_ElementCapabilities

Properties	Flags	Requirement	Description & Notes
Capabilities (overridden)		Mandatory	Instance of CIM_TierPolicyServiceCapabilities.
ManagedElement (overridden)		Mandatory	Instance of CIM_TierPolicyService.

32.6.7 CIM_ElementSettingData

Created By: Static

Modified By: Static

Deleted By: Static

Requirement: Optional

Table 781 describes class CIM_ElementSettingData.

Table 781 - SMI Referenced Properties/Methods for CIM_ElementSettingData

Properties	Flags	Requirement	Description & Notes
IsDefault		Mandatory	An enumerated integer indicating that the referenced setting is a default setting for the element, or that this information is unknown. Value shall be 0,1 or 2 (Unknown or Is Default or Is Not Default).
IsCurrent		Mandatory	An enumerated integer indicating that the referenced setting is currently being used in the operation of the element, or that this information is unknown. Value shall be 0,1 or 2 (Unknown or Is Default or Is Not Default).
ManagedElement		Mandatory	StorageVolume or CIM_DeviceMaskingGroup.
SettingData		Mandatory	The AdvancedStorageSetting that is associated with the Storage Volume or Device Masking Group.

32.6.8 CIM_HostedService

The class definition specializes the CIM_HostedService definition in the Automated Storage Tiering profile. Properties or methods not inherited are marked accordingly as '(overridden)' or '(added)' in the left most column.

Created By: Static

Modified By: Static

Deleted By: Static

Requirement: Mandatory

Table 782 describes class CIM_HostedService.

Table 782 - SMI Referenced Properties/Methods for CIM_HostedService

Properties	Flags	Requirement	Description & Notes
Antecedent (overridden)		Mandatory	The hosting System.
Dependent (overridden)		Mandatory	The Tier Policy Service hosted on the System.

32.6.9 CIM_MemberOfCollection (Identifies StorageExtents comprising a tier)

Associates a storage extent to a storage tier.

Created By: Extrinsic: CreateStorageTier

Modified By: Static

Deleted By: Extrinsic: DeleteStorageTier

Requirement: Optional

Table 783 describes class CIM_MemberOfCollection (Identifies StorageExtents comprising a tier).

Table 783 - SMI Referenced Properties/Methods for CIM_MemberOfCollection (Identifies StorageExtents comprising a tier)

Properties	Flags	Requirement	Description & Notes
Collection		Mandatory	Instance of CIM_StorageTier.
Member		Mandatory	A storage extent or a composite storage extent.

32.6.10 CIM_MemberOfCollection (Identifies StoragePools comprising a tier)

Associates a storage pool to a storage tier.

Created By: Extrinsic: CreateStorageTier

Modified By: Static

Deleted By: Extrinsic: DeleteStorageTier

Requirement: Optional

Table 784 describes class CIM_MemberOfCollection (Identifies StoragePools comprising a tier).

Table 784 - SMI Referenced Properties/Methods for CIM_MemberOfCollection (Identifies StoragePools comprising a tier)

Properties	Flags	Requirement	Description & Notes
Collection		Mandatory	Instance of CIM_StorageTier.
Member		Mandatory	A storage pool.

32.6.11 CIM_MemberOfCollection (Identifies StorageVolumes comprising a tier)

Identifies a storage volume contributing to a storage tier.

Created By: Extrinsic: CreateStorageTier

Modified By: Static

Deleted By: Extrinsic: DeleteStorageTier

Requirement: Optional

Table 785 describes class CIM_MemberOfCollection (Identifies StorageVolumes comprising a tier).

Table 785 - SMI Referenced Properties/Methods for CIM_MemberOfCollection (Identifies StorageVolumes comprising a tier)

Properties	Flags	Requirement	Description & Notes
Collection		Mandatory	Instance of CIM_StorageTier.
Member		Mandatory	A storage volume.

32.6.12 CIM_MemberOfCollection (Identifies primordial StorageExtents comprising a tier)

Associates a primordial storage extent to a storage tier.

Created By: Extrinsic: CreateStorageTier

Modified By: Static

Deleted By: Extrinsic: DeleteStorageTier

Requirement: Optional

Table 786 describes class CIM_MemberOfCollection (Identifies primordial StorageExtents comprising a tier).

Table 786 - SMI Referenced Properties/Methods for CIM_MemberOfCollection (Identifies primordial StorageExtents comprising a tier)

Properties	Flags	Requirement	Description & Notes
Collection		Mandatory	Instance of CIM_StorageTier.
Member		Mandatory	A primordial storage extent.

32.6.13 CIM_PolicySetValidityPeriod

Experimental. Defines the association between a TierPolicyRule and a PolicyTimePeriodCondition.

Created By: Extrinsic: CreateStorageTierPolicyRule

Modified By: Static

Deleted By: Extrinsic: DeleteStorageTierPolicyRule

Requirement: Optional

Table 787 describes class CIM_PolicySetValidityPeriod.

Table 787 - SMI Referenced Properties/Methods for CIM_PolicySetValidityPeriod

Properties	Flags	Requirement	Description & Notes
GroupComponent		Mandatory	PolicyRules and/or groups of rules that are currently applied to an Element.
PartComponent		Mandatory	CIM_PolicyTimePeriodCondition to which the TierPolicyRule applies.

32.6.14 CIM_PolicyTimePeriodCondition

Experimental. Provides a means of representing the time periods during which a policy rule is in effect.

Created By: Extrinsic: CreateStorageTierPolicyRule

Modified By: Static

Deleted By: Extrinsic: DeleteStorageTierPolicyRule

Requirement: Optional

Table 788 describes class CIM_PolicyTimePeriodCondition.

Table 788 - SMI Referenced Properties/Methods for CIM_PolicyTimePeriodCondition

Properties	Flags	Requirement	Description & Notes
SystemCreationClassName		Mandatory	
SystemName		Mandatory	
CreationClassName		Mandatory	
PolicyRuleName		Mandatory	A user-friendly rule name. Defaults to 'NO RULE', as recommended by DMTF.
PolicyConditionName		Mandatory	A user-friendly condition name. Defaults to 'NO RULE', as recommended by DMTF.

Table 788 - SMI Referenced Properties/Methods for CIM_PolicyTimePeriodCondition

Properties	Flags	Requirement	Description & Notes
PolicyRuleCreationClassName		Mandatory	A user-friendly name. Defaults to 'NO RULE', as recommended by DMTF.
DayOfMonthMask		Optional	Day Of Month Mask. See MOF for format.
DayOfWeekMask		Optional	An array of Day Of Week Mask. See MOF for format.
LocalOrUtcTime		Optional	Local Or UTC Time. 1 indicates Local Time, 2 indicates UTC Time.
MonthOfYearMask		Optional	An array of Month Of Year Mask. See MOF for format.
TimeOfDayMask		Optional	Time Of Day Mask. See MOF for format.
TimePeriod		Optional	Time Period. See MOF for format.

32.6.15 CIM_ServiceAffectsElement (Between TierPolicyService and TierPolicyRule)

Associates tier policy service to policy rule.

Created By: Extrinsic: CreateStorageTierPolicyRule

Modified By: Static

Deleted By: Extrinsic: DeleteStorageTierPolicyRule

Requirement: Optional

Table 789 describes class CIM_ServiceAffectsElement (Between TierPolicyService and TierPolicyRule).

Table 789 - SMI Referenced Properties/Methods for CIM_ServiceAffectsElement (Between TierPolicyService and TierPolicyRule)

Properties	Flags	Requirement	Description & Notes
AffectingElement		Mandatory	Tier Policy Service.
AffectedElement		Mandatory	Tier Policy Rule.

32.6.16 CIM_ServiceAffectsElement (Between TierService and StorageTier)

Associates TierService to StorageTier.

Created By: Static

Modified By: Static

Deleted By: Static

Requirement: Optional

Table 790 describes class CIM_ServiceAffectsElement (Between TierService and StorageTier).

Table 790 - SMI Referenced Properties/Methods for CIM_ServiceAffectsElement (Between TierService and StorageTier)

Properties	Flags	Requirement	Description & Notes
AffectingElement		Mandatory	Tier Service.
AffectedElement		Mandatory	Storage Tier.

32.6.17 CIM_ServiceAffectsElement (Between TierService and TierDomain)

Associates TierService to TierDomain.

Created By: Extrinsic: Static

Modified By: Extrinsic: Static

Deleted By: Extrinsic: Static

Requirement: Optional

Table 791 describes class CIM_ServiceAffectsElement (Between TierService and TierDomain).

Table 791 - SMI Referenced Properties/Methods for CIM_ServiceAffectsElement (Between TierService and TierDomain)

Properties	Flags	Requirement	Description & Notes
AffectingElement		Mandatory	Tier Service.
AffectedElement		Mandatory	Tier Domain.

32.6.18 CIM_SettingsDefineCapabilities (Between StorageTierCapabilities and TierSettingData)

Associates StorageTierCapabilities to TierSettingData.

Requirement: Optional

Table 792 describes class CIM_SettingsDefineCapabilities (Between StorageTierCapabilities and TierSettingData).

Table 792 - SMI Referenced Properties/Methods for CIM_SettingsDefineCapabilities (Between StorageTierCapabilities and TierSettingData)

Properties	Flags	Requirement	Description & Notes
GroupComponent		Mandatory	Reference to StorageTierCapabilities.
PartComponent		Mandatory	Reference to TierSettingData.

32.6.19 CIM_SettingsDefineCapabilities (Between TierServiceCapabilities and TierSettingData)

Associates TierServiceCapabilities to TierSettingData.

Requirement: Optional

Table 793 describes class CIM_SettingsDefineCapabilities (Between TierServiceCapabilities and TierSettingData).

Table 793 - SMI Referenced Properties/Methods for CIM_SettingsDefineCapabilities (Between TierServiceCapabilities and TierSettingData)

Properties	Flags	Requirement	Description & Notes
GroupComponent		Mandatory	Reference to TierServiceCapabilities.
PartComponent		Mandatory	Reference to TierSettingData.

32.6.20 CIM_StorageTier

Experimental. This class represents a collection of storage objects, such as a collection of storage objects identified as a storage tier.

Created By: Extrinsic: CreateStorageTier

Modified By: Static

Deleted By: Extrinsic: DeleteStorageTier

Requirement: Mandatory

Table 794 describes class CIM_StorageTier.

Table 794 - SMI Referenced Properties/Methods for CIM_StorageTier

Properties	Flags	Requirement	Description & Notes
InstanceID		Mandatory	Within the scope of an array, the InstanceID opaquely and uniquely identifies an instance of this class.
ElementName		Optional	User-friendly name.
RelativePerformanceOrder		Mandatory	A number starting from 0 to indicate the relative performance characteristics of the storage tier. The smaller the number, the higher the performance characteristics.
StorageObjectType		Optional	indicates the type of storage objects comprising a storage tier. Values: 2: StorageVolume 3: LogicalDisk 4: StorageExtent 5: StoragePool 6: ComponentsOfStoragePool 7: ElementsOfStoragePool 8: External StoragePool 9: Primordial StorageExtent.
Technology		Optional	The technology of the underlying disk drives used. Mixed: a storage tier consists of a mix of different disk drive technologies. Values: 2: Not Applicable 3: Solid State Drive 4: Fibre Channel 5: SATA 6: SAS 7: Mixed 8: Hard Disk Drive.
State	M	Optional	This property indicates whether the storage tier is actively being used or not. Values: 2: Enabled 3: Disabled.
Dynamic	M	Optional	If true any new storage objects added to the system that have a similar performance characteristics (and QoS) to this tier become part of this tier automatically. If false, after the storage tier is created, any newly introduced storage objects need to be added to the storage tier manually.
DeleteOnEmptyElement	M	Optional	If true and empty storage tiers are allowed, the storage tier will be deleted when the last element is removed from the storage tier. If empty storage tiers are not allowed, the storage tier will be deleted automatically when the storage tier becomes empty.

Table 794 - SMI Referenced Properties/Methods for CIM_StorageTier

Properties	Flags	Requirement	Description & Notes
Percentage	M	Optional	A value between 0 to 100 to indicate the maximum percentage of the underlying capacity that can be used for storage tiering activities. For example, a value of 80 indicates no more than 80 percent of the storage tier can be used for automated tiering. The remaining 20 percent of the underlying storage is set aside for elements that do not participate in automated storage tiering.
TotalCapacity		Optional	The total capacity of the storage tier in bytes.

32.6.21 CIM_StorageTierCapabilities

A subclass of StorageCapabilities that defines the Capabilities of a storage tier.

Created By: Static

Modified By: Static

Deleted By: Static

Requirement: Optional

Table 795 describes class CIM_StorageTierCapabilities.

Table 795 - SMI Referenced Properties/Methods for CIM_StorageTierCapabilities

Properties	Flags	Requirement	Description & Notes
InstanceID		Mandatory	
ElementName		Mandatory	The user-friendly name for this instance of Capabilities. In addition, the user-friendly name can be used as a index property for a search or query. (Note: ElementName does not have to be unique within a namespace) If the capabilities are fixed, then this property should be used as a means for the client application to correlate between capabilities and device documentation.
ElementType		Mandatory	Enumeration indicating the type of instance to which this StorageCapabilities applies. Shall be either 5 or 6 (StoragePool or StorageConfigurationService).
NoSinglePointOfFailure		Mandatory	Indicates whether or not the associated instance supports no single point of failure. Values are: FALSE = does not support no single point of failure, and TRUE = supports no single point of failure.
NoSinglePointOfFailureDefault		Mandatory	Indicates the default value for the NoSinglePointOfFailure property.
DataRedundancyMin		Mandatory	DataRedundancyMin describes the minimum number of complete copies of data that can be maintained. Examples would be RAID 5 where 1 copy is maintained and RAID 1 where 2 or more copies are maintained. Possible values are 1 to n.
DataRedundancyMax		Mandatory	DataRedundancyMax describes the maximum number of complete copies of data that can be maintained. Examples would be RAID 5 where 1 copy is maintained and RAID 1 where 2 or more copies are maintained. Possible values are 1 to n.
DataRedundancyDefault		Mandatory	DataRedundancyDefault describes the default number of complete copies of data that can be maintained. Examples would be RAID 5 where 1 copy is maintained and RAID 1 where 2 or more copies are maintained. Possible values are 1 to n.

Table 795 - SMI Referenced Properties/Methods for CIM_StorageTierCapabilities

Properties	Flags	Requirement	Description & Notes
PackageRedundancyMin		Mandatory	PackageRedundancyMin describes the minimum number of spindles or logical devices that can be used. Package redundancy describes how many disk spindles or logical devices can fail without data loss including, at most, one spare. Examples would be RAID5 with a Package Redundancy of 1, RAID6 with 2. Possible values are 0 to n.
PackageRedundancyMax		Mandatory	PackageRedundancyMax describes the maximum number of spindles or logical devices that can be used. Package redundancy describes how many disk spindles or logical devices can fail without data loss including, at most, one spare. Examples would be RAID5 with a Package Redundancy of 1, RAID6 with 2. Possible values are 0 to n.
PackageRedundancyDefault		Mandatory	PackageRedundancyDefault describes the default number of spindles or logical devices that can be used. Package redundancy describes how many disk spindles or logical devices can fail without data loss including, at most, one spare. Examples would be RAID5 with a Package Redundancy of 1, RAID6 with 2. Possible values are 0 to n.
ExtentStripeLengthDefault		Optional	Describes what the default stripe length, the number of members or columns, a storage element will have when created or modified using this capability. A NULL means that the setting of stripe length is not supported at all or not supported at this level of storage element allocation or assignment.
ParityLayoutDefault		Optional	ParityLayoutDefault describes what the default parity a storage element will have when created or modified using this capability. A NULL means that the setting of the parity is not supported at all or is not supported at this level of storage element allocation or assignment.
UserDataStripeDepthDefault		Optional	UserDataStripeDepthDefault describes what the number of bytes forming a stripe that a storage element will have when created or modified using this capability. A NULL means that the setting of stripe depth is not supported at all or not supported at this level of storage element allocation or assignment.
StorageTierCharacteristics		Optional	Indicates the storage tiering capabilities. Values: 2: BasedOnPerformance Only 3: BasedOnQOS Only 4: BasedOnPerformance And BasedOnQOS.
RelativePerformanceOrderMin		Optional	Indicates the minimum value for RelativePerformanceOrder that this storage tier can have. The minimum value for RelativePerformanceOrder, which represents the highest level of performance.
RelativePerformanceOrderMax		Optional	Indicates the maximum value for RelativePerformanceOrder that this storage tier can have. The maximum value for RelativePerformanceOrder, which represents the lowest level of performance.
RelativePerformanceOrderDefault		Optional	Indicates the default value of RelativePerformanceOrder for the storage tier -- the smaller the RelativePerformanceOrder, the more performant the storage tier.
CreateSetting()		Conditional	Conditional requirement: Support for StorageConfigurationService. Generate a setting to use as a goal for creating or modifying storage elements.
GetSupportedStripeLengths()		Optional	List the possible discrete stripe lengths supported at this time of this method's execution.
GetSupportedStripeLengthRange()		Optional	List the possible stripe length ranges supported at the time of this method's execution.

Table 795 - SMI Referenced Properties/Methods for CIM_StorageTierCapabilities

Properties	Flags	Requirement	Description & Notes
GetSupportedParityLayouts()		Optional	List the possible parity layouts supported at the time of this method's execution.
GetSupportedStripeDepths()		Optional	List the possible stripe depths supported at the time of this method's execution.
GetSupportedStripeDepthRange()		Optional	List the possible stripe depth ranges supported at the time of this method's execution.

32.6.22 CIM_StorageVolume (Constituent)

Created By: Extrinsic: StorageConfigurationService.CreateOrModifyElementFromStoragePool

Modified By: Static

Deleted By: Extrinsic: StorageConfigurationService.ReturnToStoragePool

Requirement: Referenced from Pools from Volumes - Constituent StorageVolume is mandatory.

Table 796 describes class CIM_StorageVolume (Constituent).

Table 796 - SMI Referenced Properties/Methods for CIM_StorageVolume (Constituent)

Properties	Flags	Requirement	Description & Notes
SystemCreationClassName		Mandatory	
SystemName		Mandatory	
CreationClassName		Mandatory	
DeviceID		Mandatory	Opaque identifier.
ElementName		Optional	User-friendly name.
Name	CD	Mandatory	Identifier for this volume; based of datapath standards such as SCSI or ATAPI.
OtherIdentifyingInfo	CD	Optional	Additional correlatable names.
IdentifyingDescriptions		Optional	

Table 796 - SMI Referenced Properties/Methods for CIM_StorageVolume (Constituent)

Properties	Flags	Requirement	Description & Notes
NameFormat		Mandatory	The type of identifier in the Name property. The valid values for StorageVolumes are: 1 (Other) 2 (VPD83NAA6) 3 (VPD83NAA5) 4 (VPD83Type2) 5 (VPD83Type1) 6 (VPD83Type0) 7 (SNVM) 8 (NodeWWN) 9 (NAA) 10 (EUI64) 11 (T10VID).
NameNamespace		Mandatory	The namespace that defines uniqueness for the NameFormat.
ExtentStatus		Mandatory	
OperationalStatus		Mandatory	Value shall be 2 3 6 8 15 (OK or Degraded or Error or Starting or Dormant). In addition, the secondary OperationalStatus may be 19 (Relocating) with 2 3 15 (OK or Degraded or Dormant).
BlockSize		Mandatory	
NumberOfBlocks		Mandatory	The number of blocks of capacity consumed from the parent StoragePool.
ConsumableBlocks		Mandatory	The number of blocks usable by consumers.
IsBasedOnUnderlyingRedundancy		Mandatory	
NoSinglePointOfFailure		Mandatory	
DataRedundancy		Mandatory	
PackageRedundancy		Mandatory	
DeltaReservation		Mandatory	
Usage		Optional	The specialized usage intended for this element.
OtherUsageDescription		Optional	Set when Usage value is "Other".
ClientSettableUsage		Optional	Lists Usage values that can be set by a client for this element.
Primordial		Mandatory	Shall be false.
ExtentDiscriminator		Mandatory	Experimental. This is an array of values that shall contain 'SNIA:Pool Component'.
CanDelete		Optional	Experimental. Indicates if the volume is able to be deleted by a client application.
NumExtentsMigrating		Optional	Experimental. The number of Extents in the process of migrating for this storage volume when the volume relocation is ongoing.

Table 796 - SMI Referenced Properties/Methods for CIM_StorageVolume (Constituent)

Properties	Flags	Requirement	Description & Notes
StorageTieringSelection	N	Optional	Storage tiering examines this property to determine whether to use RelativePerformanceOrder or RelativePerformanceOrderSet for selecting an appropriate storage tier. A value of 0 or null indicates the element is not subject to storage tiering. Values: 0: None 2: Use RelativePerformanceOrder 3: Use RelativePerformanceOrderSet.
RelativePerformanceOrder	N	Optional	A storage volume can be associated with one or more storage tiers with equal or smaller StorageTier.RelativePerformanceOrder. The smaller the RelativePerformanceOrder, the more performant the tier.
RelativePerformanceOrderSet	N	Optional	A set of RelativePerformanceOrder values. The volume can only be associated with storage tiers that have a RelativePerformanceOrder value included in this set.

32.6.23 CIM_StorageVolume (Regular)

Created By: Extrinsic: StorageConfigurationService.CreateOrModifyElementFromStoragePool

Modified By: Static

Deleted By: Extrinsic: StorageConfigurationService.ReturnToStoragePool

Requirement: Mandatory

Table 797 describes class CIM_StorageVolume (Regular).

Table 797 - SMI Referenced Properties/Methods for CIM_StorageVolume (Regular)

Properties	Flags	Requirement	Description & Notes
SystemCreationClassName		Mandatory	
SystemName		Mandatory	
CreationClassName		Mandatory	
DeviceID		Mandatory	Opaque identifier.
ElementName		Optional	User-friendly name.
Name	CD	Mandatory	Identifier for this volume; based of datapath standards such as SCSI or ATAPI.
OtherIdentifyingInfo	CD	Optional	Additional correlatable names.
IdentifyingDescriptions		Optional	

Table 797 - SMI Referenced Properties/Methods for CIM_StorageVolume (Regular)

Properties	Flags	Requirement	Description & Notes
NameFormat		Mandatory	The type of identifier in the Name property. The valid values for StorageVolumes are: 1 (Other) 2 (VPD83NAA6) 3 (VPD83NAA5) 4 (VPD83Type2) 5 (VPD83Type1) 6 (VPD83Type0) 7 (SNVM) 8 (NodeWWN) 9 (NAA) 10 (EUI64) 11 (T10VID).
NameNamespace		Mandatory	The namespace that defines uniqueness for the NameFormat.
ExtentStatus		Mandatory	
OperationalStatus		Mandatory	Value shall be 2 3 6 8 15 (OK or Degraded or Error or Starting or Dormant). In addition, the secondary OperationalStatus may be 19 (Relocating) with 2 3 15 (OK or Degraded or Dormant).
BlockSize		Mandatory	
NumberOfBlocks		Mandatory	The number of blocks of capacity consumed from the parent StoragePool.
ConsumableBlocks		Mandatory	The number of blocks usable by consumers.
IsBasedOnUnderlyingRedundancy		Mandatory	
NoSinglePointOfFailure		Mandatory	
DataRedundancy		Mandatory	
PackageRedundancy		Mandatory	
DeltaReservation		Mandatory	
Usage		Optional	The specialized usage intended for this element.
OtherUsageDescription		Optional	Set when Usage value is "Other".
ClientSettableUsage		Optional	Lists Usage values that can be set by a client for this element.
Primordial		Mandatory	Shall be false.
ExtentDiscriminator		Mandatory	Experimental. This is an array of values that shall contain 'SNIA:Allocated'.
CanDelete		Optional	Experimental. Indicates if the volume is able to be deleted by a client application.
NumExtentsMigrating		Optional	Experimental. The number of Extents in the process of migrating for this storage volume when the volume relocation is ongoing.

Table 797 - SMI Referenced Properties/Methods for CIM_StorageVolume (Regular)

Properties	Flags	Requirement	Description & Notes
StorageTieringSelection	N	Optional	Storage tiering examines this property to determine whether to use RelativePerformanceOrder or RelativePerformanceOrderSet for selecting an appropriate storage tier. A value of 0 or null indicates the element is not subject to storage tiering. Values: 0: None 2: Use RelativePerformanceOrder 3: Use RelativePerformanceOrderSet.
RelativePerformanceOrder	N	Optional	A storage volume can be associated with one or more storage tiers with equal or smaller StorageTier.RelativePerformanceOrder. The smaller the RelativePerformanceOrder, the more performant the tier.
RelativePerformanceOrder Set	N	Optional	A set of RelativePerformanceOrder values. The volume can only be associated with storage tiers that have a RelativePerformanceOrder value included in this set.

32.6.24 CIM_SystemComponent (TierDomain to ComputerSystem)

Storage TierDomains on a system.

Created By: Extrinsic: CreateTierDomain

Modified By: Static

Deleted By: Extrinsic: DeleteTierDomain

Requirement: Optional

Table 798 describes class CIM_SystemComponent (TierDomain to ComputerSystem).

Table 798 - SMI Referenced Properties/Methods for CIM_SystemComponent (TierDomain to ComputerSystem)

Properties	Flags	Requirement	Description & Notes
GroupComponent		Mandatory	Reference to top-level ComputerSystem.
PartComponent		Mandatory	Reference to the TierDomain.

32.6.25 CIM_TierDomain

TierDomain representing one or more storage tiers.

Created By: Extrinsic: CreateTierDomain

Modified By: Static

Deleted By: Extrinsic: DeleteTierDomain

Requirement: Mandatory

Table 799 describes class CIM_TierDomain.

Table 799 - SMI Referenced Properties/Methods for CIM_TierDomain

Properties	Flags	Requirement	Description & Notes
CreationClassName		Mandatory	Name of Class.
Name		Mandatory	An arbitrary name (implementation dependent).

Table 799 - SMI Referenced Properties/Methods for CIM_TierDomain

Properties	Flags	Requirement	Description & Notes
NameFormat		Mandatory	Dependent on the arbitrary name chosen.
ElementName		Optional	A user friendly name for the storage tier domain (implementation dependent).
OtherIdentifyingInfo		Mandatory	For a storage tier domain, this property shall contain the value 'TIER'.
IdentifyingDescriptions		Mandatory	For a storage TIER AdminDomain, this property shall contain the value 'SNIA:DetailedType' in the index for the OtherIdentifyingInfo of 'TIER'.
DataMovement	MN	Optional	Specifies if data movement is automatic or requires manual intervention. Values: 2: Auto 3: Manual.
DataMovementState	MN	Optional	Indicates the state of data movement that requires manual intervention. Values: 0: Not Applicable 2: Waiting for Approval 3: Waiting for Scheduled Time 4: In Progress 5: Stopped 6: Paused 7: Aborted 8: Completed.
RequestDataMovementStateChange()		Conditional	Conditional requirement: Required if manual data movement is supported.

32.6.26 CIM_TierPolicyRule

Experimental. Inherited from CIM_PolicyRule to include properties specific to storage tiering.

Created By: Extrinsic: CreateStorageTierPolicyRule

Modified By: Static

Deleted By: Extrinsic: DeleteStorageTierPolicyRule

Requirement: Optional

Table 800 describes class CIM_TierPolicyRule.

Table 800 - SMI Referenced Properties/Methods for CIM_TierPolicyRule

Properties	Flags	Requirement	Description & Notes
SystemCreationClassName		Mandatory	
SystemName		Mandatory	
CreationClassName		Mandatory	
PolicyRuleName		Mandatory	A user-friendly name of this policy rule.

Table 800 - SMI Referenced Properties/Methods for CIM_TierPolicyRule

Properties	Flags	Requirement	Description & Notes
Activity		Mandatory	Indicates which tiering activity this rule applies to. Values: 2: Data movement 3: Workload statistics collection.
RuleDiscriminator		Mandatory	Experimental. This is array of values that shall contain either 'SNIA:GlobalRule' or 'SNIA:LocalRule'.
Enabled		Mandatory	Indicates whether this policy rule is administratively enabled or disabled. Values: 1: Enabled 2: Disabled.
TimePeriodCondition	MN	Optional	Specifies the time period for this policy rule. If Null, the implementation decides. Values: 0: Unknown 2: Implementation Decides 3: Not Available 4: All The Time 5: Associated Time Period 6: Global 7: None.

32.6.27 CIM_TierPolicyService

Experimental. Base class for Automatic Storage Policy Tiering. The class definition specializes the CIM_TierService definition in the Automated Storage Tiering profile. Properties or methods not inherited are marked accordingly as '(overridden)' or '(added)' in the left most column.

Created By: Static

Modified By: Static

Deleted By: Static

Requirement: Mandatory

Table 801 describes class CIM_TierPolicyService.

Table 801 - SMI Referenced Properties/Methods for CIM_TierPolicyService

Properties	Flags	Requirement	Description & Notes
SystemCreationClassName (overridden)		Mandatory	
SystemName (overridden)		Mandatory	
CreationClassName (overridden)		Mandatory	
Name (overridden)		Mandatory	
CreateStorageTier()		Conditional	Conditional requirement: Required if client manages storage tiers.
DeleteStorageTier()		Conditional	Conditional requirement: Required if client manages storage tiers.
AddToStorageTier()		Conditional	Conditional requirement: Required if client manages storage tiers.

Table 801 - SMI Referenced Properties/Methods for CIM_TierPolicyService

Properties	Flags	Requirement	Description & Notes
RemoveFromStorageTier()		Conditional	Conditional requirement: Required if client manages storage tiers.
CreateTierDomain()		Conditional	Conditional requirement: Required if client manages tier domains.
DeleteTierDomain()		Conditional	Conditional requirement: Required if client manages tier domains.
ModifyStorageTierDomain Association()		Conditional	Conditional requirement: Required if client manages tier domains.
GetStorageTierCandidate Objects()		Conditional	Conditional requirement: Required if client manages tier domains.
CreateStorageTierPolicyRule() (added)		Conditional	Conditional requirement: Required if client manipulates storage tiering policies.
DeleteStorageTierPolicyRule() (added)		Conditional	Conditional requirement: Required if client manipulates storage tiering policies.
ModifyStorageTierPolicyRule() (added)		Conditional	Conditional requirement: Required if client manipulates storage tiering policies.

32.6.28 CIM_TierPolicyServiceCapabilities

Experimental. A subclass of Capabilities that defines the Capabilities of a TierPolicyService. An instance of TierPolicyServiceCapabilities is associated with a TierPolicyService using ElementCapabilities. The class definition specializes the CIM_TierServiceCapabilities definition in the Automated Storage Tiering profile. Properties or methods not inherited are marked accordingly as '(overridden)' or '(added)' in the left most column.

Created By: Static

Modified By: Static

Deleted By: Static

Requirement: Mandatory

Table 802 describes class CIM_TierPolicyServiceCapabilities.

Table 802 - SMI Referenced Properties/Methods for CIM_TierPolicyServiceCapabilities

Properties	Flags	Requirement	Description & Notes
InstanceID (overridden)		Mandatory	
ElementName (overridden)		Mandatory	User Friendly name.
SupportedFeatures		Mandatory	Enumeration indicating the supported features of the storage tiering service. Values: 2: System Creates StorageTiers 3: Client Can Create StorageTiers 4: System Creates TierDomains 5: Client Can Create TierDomains 6: Supports SubLUN.

Table 802 - SMI Referenced Properties/Methods for CIM_TierPolicyServiceCapabilities

Properties	Flags	Requirement	Description & Notes
SupportedTierFeatures		Mandatory	Enumeration indicating the supported features of the storage tiers. Values: 2: StorageTiers Based On Performance Only 3: StorageTiers Based On QoS Only 4: StorageTiers Based On Performance and QoS 5: StorageTiers Based On Other Characteristics 6: StorageTiers Can Overlap 7: StorageTiers Can Be Empty 8: StorageTiers In Multiple TierDomains.
SupportedStorageObjects		Mandatory	Enumeration indicating the supported storage objects that can be used to form a storage tier. ComponentsOfStoragePool: In calling the method CreateStorageTier, it is possible to supply one or StoragePools and request the storage tiers to be created based on the "ConcreteComponents" of the StoragePools, i.e. StorageExtents. ElementsOfStoragePool: Storage tier is comprised of elements, e.g. volumes, allocated from a StoragePool. Values: 2: StorageVolume 3: LogicalDisk 4: StorageExtent 5: StoragePool 6: ComponentsOfStoragePool 7: ElementsOfStoragePool 8: External StoragePool 9: Primordial StorageExtent.
SupportedAsynchronousActions (overridden)		Mandatory	Identify methods using job control. Values: 2: CreateStorageTier 3: AddToStorageTier 4: RemoveFromStorageTier 5: CreateTierDomain 6: DeleteTierDomain 7: ModifyStorageTierDomainAssociation 8: GetStorageTierCandidateObjects 9: DeleteStorageTier 10: CreateStorageTierPolicyRule 11: DeleteStorageTierPolicyRule 12: ModifyStorageTierPolicyRule.

Table 802 - SMI Referenced Properties/Methods for CIM_TierPolicyServiceCapabilities

Properties	Flags	Requirement	Description & Notes
SupportedSynchronousActions (overridden)		Mandatory	Identify methods not using job control. Values: 2: CreateStorageTier 3: AddToStorageTier 4: RemoveFromStorageTier 5: CreateTierDomain 6: DeleteTierDomain 7: ModifyStorageTierDomainAssociation 8: GetStorageTierCandidateObjects 9: DeleteStorageTier 10: CreateStorageTierPolicyRule 11: DeleteStorageTierPolicyRule 12: ModifyStorageTierPolicyRule.
SupportedCompression		Optional	Indicates if the Automated Storage Tiering subsystem has the capability to compress storage volumes that are subject to tiering. Values: 2: ThinlyProvisioned 3: ThicklyProvisioned.
SupportedDataMovement		Optional	Indicates the supported data movement choices that are available. Values: 2: Auto 3: Manual.
SupportsTieringPolicies (added)		Mandatory	Indicates if instrumentation supports policies for storage tiering. Values: true: Storage tiering policies are supported false: Storage tiering is supported, but not tiering policies.
SupportedPolicyFeatures (added)		Mandatory	Enumeration indicating the supported features of the storage tiering service. Values: 2: System creates Policies 3: Client can create Policies 4: Storage tier can belong to multiple policies 5: Policy shall account for total allocation 6: Supports global TierPolicyRule 7: Supports local TierPolicyRule.
PolicyAppliesToElements (added)		Mandatory	Enumeration indicating the elements that are associated with a tiering policy. Values: 2: StorageVolume 3: LogicalDisk 6: DeviceMaskingGroup.
SupportedProvisioningTypes (added)		Mandatory	The policy rule applies to elements that have the indicated provisioning. Values: 2: ThinlyProvisioned 3: ThicklyProvisioned.

Table 802 - SMI Referenced Properties/Methods for CIM_TierPolicyServiceCapabilities

Properties	Flags	Requirement	Description & Notes
SupportedDataMovementRates (added)		Mandatory	TSpecifies how fast data should be moved between storage tiers. Values: 2: Very High 3: High 3: Medium 3: Slow 3: Very Slow 3: Implementation Decides.
SupportedRemoteTieringCoordination (added)		Optional	Indicates if the Automated Storage Tiering subsystem has the capability to coordinate with the remote site the tiering characteristics of the elements involved in remote replication. Values: 2: ThinlyProvisioned Mirror 3: ThicklyProvisioned Mirror 4: ThinlyProvisioned Clone 5: ThicklyProvisioned Clone.
SupportsAutomaticStoragePoolAllocation (added)		Optional	A boolean property to indicate if the system supports the following capability. When a thinly provisioned storage element (such as StorageVolume) subject to storage tiering needs additional storage capacity and the storage pool the storage element is allocated from is out of free capacity, the system allocates the additional storage capacity from another storage pool in the same tiering policy that is associated to the storage volume.

32.6.29 CIM_TierPolicySetAppliesToElement

Experimental. Defines the association between a TierPolicyRule and a ManagedElement.

Created By: Extrinsic: CreateStorageTierPolicyRule

Modified By: Static

Deleted By: Extrinsic: DeleteStorageTierPolicyRule

Requirement: Optional

Table 803 describes class CIM_TierPolicySetAppliesToElement.

Table 803 - SMI Referenced Properties/Methods for CIM_TierPolicySetAppliesToElement

Properties	Flags	Requirement	Description & Notes
RulePriority		Mandatory	A number between 0 and 100. In situations where more than one PolicySet is associated to the ManagedElement, this property indicates which policy has higher priority. The lower the number, the higher the priority. A value of 0 indicates the implementation decides the priority of the rule.
RemoteTieringCoordinationEnabled	MN	Optional	If true, the Automated Storage Tiering subsystem will coordinate with the remote site while considering tiering of elements involved in replication.
PolicySet		Mandatory	PolicyRules and/or groups of rules that are currently applied to an Element.
ManagedElement		Mandatory	ManagedElement to which the TierPolicyRule applies.

32.6.30CIM_TierPolicySettingData

Experimental. Contains various options for use by the TierPolicyService methods to offer clients additional controls to manipulate a policy associated with storage tiering. This class is not instantiated. It is provided here to identify properties that can be set in the embedded instance input to the method. The class definition specializes the CIM_TierSettingData definition in the Automated Storage Tiering profile. Properties or methods not inherited are marked accordingly as '(overridden)' or '(added)' in the left most column.

Created By: Static

Modified By: Static

Deleted By: Static

Requirement: Optional

Table 804 describes class CIM_TierPolicySettingData.

Table 804 - SMI Referenced Properties/Methods for CIM_TierPolicySettingData

Properties	Flags	Requirement	Description & Notes
InstanceID (overridden)		Mandatory	
ElementName (overridden)		Mandatory	User Friendly name.
RelativePerformanceOrder Goal (overridden)	MN	Optional	An integer starting from 0 to indicate the performance characteristic of the storage tier. The smaller the number, the higher the performance characteristics.
RelativePerformanceOrder Min (overridden)	MN	Optional	Indicates the minimum value for RelativePerformanceOrder that this storage tier can have. Basically, the minimum value for RelativePerformanceOrder represents the highest level of performance.
RelativePerformanceOrder Max (overridden)	MN	Optional	Indicates the maximum value for RelativePerformanceOrder that this storage tier can have. Basically, the maximum value for RelativePerformanceOrder represents the lowest level of performance.
StorageTierCharacteristics (overridden)	MN	Optional	Indicates the storage tier characteristics. Performance generally relates to the underlying technology, for example, Solid State versus Fibre Channel drives. QoS refers to the Quality of Service, for example, RAID protected versus unprotected. Values: 2: BasedOnPerformance Only 3: BasedOnQOS Only 4: BasedOnPerformance And BasedOnQOS.
Technology (overridden)	MN	Optional	The technology of the underlying disk drives used. Not Applicable: Storage tier is not based on technology of underlying components. Mixed: a storage tier consists of a mix of different disk drive technologies. Values: 2: Not Applicable 3: Solid State Drive 4: Fibre Channel 5: SATA 6: SAS 7: Mixed 8: Hard Disk Drive.
InitialState (overridden)	MN	Optional	This property indicates the initial state of the storage tier. The default value is 2. Values: 2: Enabled 3: Disabled.

Table 804 - SMI Referenced Properties/Methods for CIM_TierPolicySettingData

Properties	Flags	Requirement	Description & Notes
Dynamic (overridden)	MN	Optional	If true any new extents added to the system that have a similar performance characteristics (and QoS) to this tier become part of this tier automatically. If false, the new extents needs to be added to this tier manually. The default value is false.
DeleteOnEmptyElement (overridden)	MN	Optional	If true and empty storage tier are allowed, the storage tier will be deleted when the last element is removed from the storage tier. If empty storage tier are not allowed, the storage tier will be deleted automatically when the storage tier becomes empty. The default value is false.
Percentage (overridden)	MN	Optional	A value between 0 to 100 to indicate the maximum percentage of the underlying capacity that can be used for storage tiering activities. For example, a value of 80 indicates no more than 80 percent of the storage tier can be used for automated tiering. The remaining 20 percent of the underlying storage is set aside for elements that do not participate in automated storage tiering.
CompressionIdleInterval	MN	Optional	Number of days data on a volume must be idle before the Automated Storage Tiering subsystem starts compressing the data. Valid interval must be in number of days between 1 and 365.
CompressionRate	MN	Optional	A number between 1 and 10 to indicate the rate at which the Automated Storage Tiering subsystem compresses the data. The smaller the number, the higher the rate of compression.
ProvisioningType (added)	MN	Optional	Specifies the elements provisioning type that this rule applies to. Values: 2: ThinlyProvisioned 3: ThicklyProvisioned 4: All 5: Not Applicable.
RulePriority (added)	MN	Optional	A number between 0 and 100. In situations where more than one PolicySet is associated to the ManagedElement, this property indicates which policy has higher priority. The lower the number, the higher the priority. A value of 0 indicates the implementation decides the priority of the rule.
DataMovementRate (added)	MN	Optional	Specifies how fast data should be moved between storage tiers. Values: 2: Very High 3: High 4: Medium 5: Slow 6: Very Slow 7: Implementation Decides 8: Not Applicable.
RemoteTieringCoordinationEnabled (added)	MN	Optional	If true, the Automated Storage Tiering subsystem will coordinate with the remote site while considering tiering of elements involved in replication.
AutomaticStoragePoolAllocationEnabled (added)	MN	Optional	If true, when a thinly provisioned storage element (such as a StorageVolume) subject to storage tiering needs additional storage capacity and the storage pool that the storage element is allocated from is out of free capacity, the system allocates the additional storage capacity from another storage pool in the same tiering policy that is associated to the storage volume.

EXPERIMENTAL

Annex A (informative) SMI-S Information Model

This standard is based on DMTF's CIM schema, version 2.41. The DMTF schema is available in the machine-readable Managed Object Format (MOF) format. DMTF MOFs are simultaneously released both as an "Experimental" and a "Final" version of the schema. This provides developers with early access to experimental parts of the models. Both versions are available at http://dmf.org/standards/cim/cim_schema_v2410

Most SMI-S Profiles are primarily based on the DMTF Final MOFs. Content marked as "Experimental" or "Implemented" may be based on DMTF's Experimental MOFs. Some SMI-S Experimental Profiles may also use classes with a SNIA_ prefix; MOFs from these classes are available from SNIA.

Annex B (informative) Registry of StorageExtent Definitions

EXPERIMENTAL

Table B.1 lists a registry of StorageExtent definitions in SMI-S and the properties that distinguish the extents from each other.

Table B.1 - Registry of StorageExtent Definitions

Extent (Usage)	Profile	Primordial	ExtentDiscriminator
StorageExtent (Intermediate)	Extent Composition	'false'	'SNIA:Intermediate'
StorageExtent (Pool Component)	Extent Composition	'false'	'SNIA:Pool Component'
CompositeExtent (Composite Intermediate)	Extent Composition	'false'	'SNIA:Intermediate' and 'SNIA:Composite'
CompositeExtent (Composite Pool Component)	Extent Composition	'false'	'SNIA:Pool Component' and 'SNIA:Composite'
StorageExtent (Remaining)	Extent Composition	'false'	'SNIA:Remaining'
StorageExtent (Primordial Disk Drive Extent)	Disk Drive Lite	'true'	'SNIA:Pool Component' and 'SNIA:DiskDrive'
StorageExtent (Imported Extents)	Storage Virtualizer	'true'	'SNIA:Pool Component' and 'SNIA:Imported'
StorageExtent (Spare)	Disk Sparing	either	'SNIA:Spare'
StorageVolume (Allocated)	Block Services, Disk Sparing	'false'	'SNIA:Allocated'
LogicalDisk (Allocated)	Block Services, Disk Sparing	'false'	'SNIA:Allocated'
StorageVolume (Constituent)	Pools from Volumes	'false'	'SNIA:Pool Component'
StorageVolume (Shadow)	Storage Virtualizer, NAS Head, Replication Services	'false'	'SNIA:Shadow'
LogicalDisk (Shadow)	Host Filesystem	'false'	'SNIA:Shadow'
LogicalDisk (Filesystem)	NAS Head, Self-contained NAS	'false'	'SNIA:Allocated' and 'SNIA:Reserved'
LogicalDisk (Intermediate)	Volume Management	'false'	'SNIA:Intermediate'
LogicalDisk (Primordial)	Volume Management	'true'	'SNIA:Imported'

These definitions are not mutually exclusive. That is, a single StorageExtent instance may satisfy multiple of these definitions. For example, it would not be uncommon for a StorageExtent (Primordial Disk Drive Extent) to also be a StorageExtent (Spare). However, some are mutually exclusive. For example, all the extents defined in Extent Composition are mutually exclusive with the StorageExtent (Primordial Disk Drive Extent). The Extent Composition extents all have Primordial='false' and the StorageExtent (Primordial Disk Drive Extent) has Primordial='true'. So an instance cannot be both a disk drive StorageExtent and an Extent Composition storage extent. The known valid combinations are discussed in section B.3.

B.1 ExtentDiscriminator Definitions

The Values for ExtentDiscriminator are defined as follows:

SNIA:Pool Component - A StorageExtent (or CompositeExtent) that represents storage of a StoragePool, but is not a remaining extent.

SNIA:Intermediate - A StorageExtent (or CompositeExtent) that is neither a Pool Component nor a Remaining Extent (it does not represent storage in the pool, remaining or otherwise).

SNIA:Composite - A StorageExtent that is a CompositeExtent.

SNIA:Remaining - A StorageExtent that has an AssociatedRemainingExtent to a StoragePool (representing free storage in the StoragePool).

SNIA:DiskDrive - A StorageExtent that is the media on a Disk Drive.

SNIA:Imported - A StorageExtent that is imported from an external source.

SNIA:Spare - A StorageExtent that acts as a spare for other StorageExtents (and has the IsSpare association).

SNIA:Allocated - A StorageExtent that is subclassed to StorageVolume or LogicalDisk, and has an AllocatedFromStoragePool association from a Concrete StoragePool.

SNIA:Shadow - A StorageExtent (or subclass) that represents a StorageExtent in another autonomous profile (e.g., the StorageVirtualizer has StorageVolumes (Shadow) that represent StorageVolumes exported by Arrays).

SNIA:Reserved - A StorageExtent that is reserved for some system use within the autonomous profile (e.g., in NAS profiles, an Allocated LogicalDisk is reserved for holding Filesystems).

B.2 Association Significance of the Various Extent Definitions

Each of the Extent Definitions has significance relative to the associations that may exist for the Extent definition. This section lists the associations implied by the various definitions.

B.2.1 StorageExtent (Intermediate)

An intermediate StorageExtent has the following associations defined on it:

- The Antecedent of a BasedOn Association from a StorageVolume (or LogicalDisk) (Optional)
- The Antecedent of a "mid level" BasedOn association (Optional)
- The Dependent of a "mid level" BasedOn association (Optional)
- The Antecedent on a CompositeExtentBasedOn (Optional)

B.2.2 StorageExtent (Pool Component)

A pool component StorageExtent has the following associations defined on it:

- The PartComponent of a ConcreteComponent to a "concrete" StoragePool (Mandatory, but Deprecated)
- The PartComponent of a AssociatedComponentExtent to a "concrete" StoragePool (Mandatory)
- The Antecedent of a BasedOn Association from a StorageVolume (or LogicalDisk) (Optional)
- The Antecedent of a "mid level" BasedOn association (Optional)
- The Dependent of a "mid level" BasedOn association (Optional)
- The Antecedent on a CompositeExtentBasedOn (Optional)

B.2.3 CompositeExtent (Composite Intermediate)

An intermediate CompositeExtent has the following associations defined on it:

- The Dependent on a CompositeExtentBasedOn (Optional)
- The Dependent on a BasedOn in striping cases (Optional)
- The Antecedent of a BasedOn Association from a StorageVolume (or LogicalDisk) (Optional)
- The Antecedent of a "mid level" BasedOn association (Optional)
- The Antecedent on a CompositeExtentBasedOn (Optional)

B.2.4 CompositeExtent (Composite Pool Component)

A pool component CompositeExtent has the following associations defined on it:

- The PartComponent of a ConcreteComponent to a "concrete" StoragePool (Mandatory, but Deprecated)
- The PartComponent of a AssociatedComponentExtent to a "concrete" StoragePool (Mandatory)
- The Dependent on a CompositeExtentBasedOn (Mandatory)
- The Antecedent of a BasedOn Association from a StorageVolume (or LogicalDisk) (Optional)
- The Antecedent of a "mid level" BasedOn association (Optional)
- The Antecedent on a CompositeExtentBasedOn (Optional)

B.2.5 StorageExtent (Remaining)

A remaining StorageExtent has the following associations defined on it:

- The Dependent of a "mid level Remaining" BasedOn association (Mandatory)
- The PartComponent of a AssociatedRemainingExtent to a "concrete" StoragePool (Mandatory)
- The PartComponent of a ConcreteComponent to a StoragePool (Mandatory, but Deprecated)

B.2.6 StorageExtent (Primordial Disk Drive Extent)

A Disk drive StorageExtent has the following associations defined on it:

- The Dependent of a MediaPresent to DiskDrive (Mandatory)
- The PartComponent of a SystemDevice to a ComputerSystem (Mandatory)
- The PartComponent of a ConcreteComponent to a "Primordial" StoragePool (Mandatory, but Deprecated)
- The Antecedent of a "Bottom level" BasedOn association (Conditional on Extent Composition)
- The PartComponent of a AssociatedComponentExtent to a "Primordial" StoragePool (Conditional on Extent Composition)
- The Dependent of a ProtocolControllerAccessesUnit to ProtocolController (Optional)
- The LogicalUnit of a SCSIInitiatorTargetLogicalUnitPath to Initiator & Target ProtocolEndpoints (Optional)

B.2.7 StorageExtent (Imported Extents)

An imported StorageExtent has the following associations defined on it:

- The PartComponent of a SystemDevice to a ComputerSystem (Mandatory)
- The PartComponent of a ConcreteComponent to a "Primordial" StoragePool (Mandatory, but Deprecated)
- The Antecedent of a "Bottom level" BasedOn association (Conditional on Extent Composition)

- The PartComponent of a AssociatedComponentExtent to a "Primordial" StoragePool (Conditional on Extent Composition)

B.2.8 StorageExtent (Spare)

A spare StorageExtent has the following associations defined on it:

- The Antecedent of an IsSpare association (Mandatory)
- The Antecedent of a Spared association (Mandatory)
- The PartComponent of a AssociatedComponentExtent to a "Primordial" StoragePool (Conditional on Extent Composition)
- The PartComponent of a ConcreteComponent to a StoragePool

B.2.9 StorageVolume (Allocated)

An Allocated StorageVolume has the following associations defined on it:

- The ManagedElement of an ElementSettingData to a StorageSetting (Mandatory)
- The Dependent of an AllocatedFromStoragePool to a "Concrete" StoragePool (Mandatory)
- The PartComponent of a SystemDevice to a ComputerSystem (Mandatory)
- The ManagedElement of an ElementCapabilities to a StorageCapabilities (Optional)

B.2.10 LogicalDisk (Allocated)

An Allocated LogicalDisk has the following associations defined on it:

- The ManagedElement of an ElementSettingData to a StorageSetting (Mandatory)
- The Dependent of an AllocatedFromStoragePool to a "Concrete" StoragePool (Mandatory)
- The PartComponent of a SystemDevice to a ComputerSystem (Mandatory)
- The ManagedElement of an ElementCapabilities to a StorageCapabilities (Optional)

B.2.11 StorageVolume (Pool Component)

A Pool Component StorageVolume has the following associations defined on it:

- The Dependent of an AllocatedFromStoragePool to a "Concrete" StoragePool (Mandatory)
- The PartComponent of a SystemDevice to a ComputerSystem (Mandatory)

B.2.12 StorageVolume (Shadow)

A Shadow StorageVolume has the following associations defined on it:

- The PartComponent of a SystemDevice to a "Shadow" ComputerSystem (Mandatory)
- A SystemElement of a LogicalIdentity to an "Imported" StorageExtent (Mandatory)
- A member of a MemberOfCollection to a SNIA_AllocatedResources (Mandatory)
- A member of a MemberOfCollection to a SNIA_RemoteResources (Optional)

B.2.13 LogicalDisk (Shadow)

A Shadow LogicalDisk has the following associations defined on it:

- The PartComponent of a SystemDevice to a "Shadow" ComputerSystem (Mandatory)
- A SystemElement of a LogicalIdentity to an "Imported" StorageExtent (Mandatory)
- A member of a MemberOfCollection to a SNIA_AllocatedResources (Mandatory)
- A member of a MemberOfCollection to a SNIA_RemoteResources (Optional)

B.3 Example Valid Combinations of Extent Definitions

Table B.2 shows the known valid combinations of Extent Definitions. These refer to StorageExtent instances that have multiple Usages.

Table B.2 - Example Valid Combinations of Extent Definitions

Extent Usage	Extent Usage	Primordial	ExtentDiscriminators	Notes
Primordial Disk Drive Extent	Spare	'true'	'SNIA:Pool Component', 'SNIA:DiskDrive' and 'SNIA:Spare'	A disk drive extent may be a spare.
Imported Extents	Spare	'true'	'SNIA:Pool Component', 'SNIA:Imported' and 'SNIA:Spare'	An imported extent may be a spare.
Composite Pool Component	Spare	'false'	'SNIA:Pool Component', 'SNIA:Composite' and 'SNIA:Spare'	A composite Pool component (a concrete extent) may be a spare
Pool Component	Spare	'false'	'SNIA:Pool Component' and 'SNIA:Spare'	A Pool Component (a concrete extent) may be a spare

B.4 Combinations of Extent Definitions not defined in this Release of the Standard

Currently, this release of the standard does not directly or indirectly support the combinations of Extent Definitions. Some example of combinations not defined in this standard are identified in Table B.3.

Table B.3 - Extent Combinations not defined in this Release of the Standard

Extent Usage	Extent Usage	Primordial	ExtentDiscriminators	Notes
Primordial Disk Drive Extent	Intermediate	Conflicted	'SNIA:Intermediate' and 'SNIA:DiskDrive'	An Intermediate Extent is always a concrete extent
Imported Extents	Intermediate	Conflicted	'SNIA:Intermediate' and 'SNIA:Imported'	An Intermediate Extent is always a concrete extent
Remaining	Intermediate	'false'	'SNIA:Intermediate' and 'SNIA:Remaining'	An Intermediate Extent is used to represent storage that is in use (and remaining is free space).
Remaining	Pool Component	'false'	'SNIA:Pool Component' and 'SNIA:Remaining'	A Remaining Extent represents unallocated storage in a Pool and cannot be a component of a Pool.
Primordial Disk Drive Extent	Composite Pool Component	Conflicted	'SNIA:Pool Component', 'SNIA:Composite' and 'SNIA:DiskDrive'	An Composite Extent is always a concrete extent and a drive extent is primordial.

Table B.3 - Extent Combinations not defined in this Release of the Standard

Extent Usage	Extent Usage	Primordial	ExtentDiscriminators	Notes
Imported Extents	Composite Pool Component	Conflicted	'SNIA:Pool Component', 'SNIA:Composite' and 'SNIA:Imported'	An Composite Extent is always a concrete extent and an imported extent is primordial.
Primordial Disk Drive Extent	Imported Extents	'true'	'SNIA:DiskDrive' and 'SNIA:Imported'	An extent cannot be both imported and represent a DiskDrive
Spare	Intermediate	'false'	'SNIA:Spare' and 'SNIA:Intermediate'	This version of the standard only defines sparing of Pool Components
Spare	Remaining	'false'	'SNIA:Spare' and 'SNIA:Remaining'	This version of the standard only defines sparing of Pool Components

Several of the rows in Table B.3 have the value “Conflicted” in the Primordial column. This means one type of extent is supposed to have the value ‘true’ and the other type of extent is supposed to have the value ‘false’. For example, the standard defines a “Primordial Disk Drive Extent” to always have Primordial=‘true’ and a “Composite Pool Component” to always have Primordial=‘false’. So a “Primordial Disk Drive Extent” can never be a “Composite Pool Component”.

EXPERIMENTAL
