



Swordfish Scalable Storage Management API Specification

Version 1.2.2

ABSTRACT: The Swordfish Scalable Storage Management API defines a RESTful interface and a standardized data model to provide a scalable, customer-centric interface for managing storage and related data services.

Publication of this Working Draft for review and comment has been approved by the Scalable Storage Management Technical Work Group. This draft represents a 'best effort' attempt by the Scalable Storage Management Technical Work Group to reach preliminary consensus, and it may be updated, replaced, or made obsolete at any time. This document should not be used as reference material or cited as other than a 'work in progress.' Suggestions for revision should be directed to <http://www.snia.org/feedback>.

SNIA Standard

Last Updated 2 March 2021

USAGE

Copyright (c) 2016 - 2021 SNIA. All rights reserved. All other trademarks or registered trademarks are the property of their respective owners.

The SNIA hereby grants permission for individuals to use this document for personal use only, and for corporations and other business entities to use this document for internal use only (including internal copying, distribution, and display) provided that:

1. Any text, diagram, chart, table or definition reproduced must be reproduced in its entirety with no alteration, and,
2. Any document, printed or electronic, in which material from this document (or any portion hereof) is reproduced must acknowledge the SNIA copyright on that material, and must credit the SNIA for granting permission for its reuse.

Other than as explicitly provided above, you may not make any commercial use of this document, or any portion thereof, or distribute this document to third parties. All rights not explicitly granted are expressly reserved to SNIA.

Permission to use this document for purposes other than those enumerated above may be requested by emailing tcmd@snia.org. Please include the identity of the requesting individual and/or company and a brief description of the purpose, nature, and scope of the requested use.

All code fragments, scripts, data tables, and sample code in this SNIA document are made available under the following license:

BSD 3-Clause Software License

Copyright (c) 2021, The Storage Networking Industry Association.

Redistribution and use in source and binary forms, with or without modification, are permitted provided that the following conditions are met:

- Redistributions of source code must retain the above copyright notice, this list of conditions and the following disclaimer.
- Redistributions in binary form must reproduce the above copyright notice, this list of conditions and the following disclaimer in the documentation and/or other materials provided with the distribution.
- Neither the name of The Storage Networking Industry Association (SNIA) nor the names of its contributors may be used to endorse or promote products derived from this software without specific prior written permission.

THIS SOFTWARE IS PROVIDED BY THE COPYRIGHT HOLDERS AND CONTRIBUTORS “AS IS” AND ANY EXPRESS OR IMPLIED WARRANTIES, INCLUDING, BUT NOT LIMITED TO, THE IMPLIED WARRANTIES OF MERCHANTABILITY AND FITNESS FOR A PARTICULAR PURPOSE ARE DISCLAIMED. IN NO EVENT SHALL THE COPYRIGHT OWNER OR CONTRIBUTORS BE LIABLE FOR ANY DIRECT, INDIRECT, INCIDENTAL, SPECIAL, EXEMPLARY, OR CONSEQUENTIAL DAMAGES (INCLUDING, BUT NOT LIMITED

TO, PROCUREMENT OF SUBSTITUTE GOODS OR SERVICES; LOSS OF USE, DATA, OR PROFITS; OR BUSINESS INTERRUPTION) HOWEVER CAUSED AND ON ANY THEORY OF LIABILITY, WHETHER IN CONTRACT, STRICT LIABILITY, OR TORT (INCLUDING NEGLIGENCE OR OTHERWISE) ARISING IN ANY WAY OUT OF THE USE OF THIS SOFTWARE, EVEN IF ADVISED OF THE POSSIBILITY OF SUCH DAMAGE.

DISCLAIMER

The information contained in this publication is subject to change without notice. The SNIA makes no warranty of any kind with regard to this publication, including, but not limited to, the implied warranties of merchantability and fitness for a particular purpose. The SNIA shall not be liable for errors contained herein or for incidental or consequential damages in connection with the furnishing, performance, or use.

Suggestions for revisions should be directed to <http://www.snia.org/feedback/>.

Current Revision

SNIA is actively engaged in expanding and refining the Swordfish documentation. The most current revision can be found on the SNIA web site at https://www.snia.org/tech_activities/standards/curr_standards/swordfish.

Contact SNIA

Current SNIA practice is to make updates and other information available through their web site at <http://www.snia.org>.

FEEDBACK AND INTERPRETATIONS

Requests for interpretation, suggestions for improvement and addenda, or defect reports are welcome. They should be sent via the SNIA Feedback Portal at <http://www.snia.org/feedback/> or by mail to the Storage Networking Industry Association, 4360 ArrowsWest Drive, Colorado Springs, Colorado 80907, U.S.A.

INTENDED AUDIENCE

This document is intended for use by individuals and companies engaged in storage management.

VERSIONING POLICY

This document is versioned material. Versioned material shall have a three-level revision identifier, comprised of a version number 'v', a release number 'r' and an errata number 'e'. Future publications of this document are subject to specific constraints on the scope of change that is permissible from one revision to the next and the degree of interoperability and

backward compatibility that should be assumed between products designed to this standard. This versioning policy applies to all SNIA Swordfish versioned materials.

Version Number: Versioned material having version number ‘v’ shall be backwards compatible with all of revisions of that material that have the same version number ‘v’. There is no assurance of interoperability or backward compatibility between revisions of a versioned material with different version numbers.

Release Number: Versioned material with a version number ‘v’ and release number ‘r’ shall be backwards compatible with previous revisions of the material with the same version number, and a lower release number. A minor revision represents a technical change to existing content or an adjustment to the scope of the versioned material. Each minor revision causes the release number to be increased by one.

Errata Number: Versioned material having version number ‘v’, a release number ‘r’, and an errata number ‘e’ should be backwards compatible with previous revisions of the material with the same version number and release number (“errata versions”). An errata revision of versioned material is limited to minor corrections or clarifications of existing versioned material. An errata revision may be backwards incompatible, if the incompatibility is necessary for correct operation of implementations of the versioned material.

Revision History

The evolution of this document is summarized in [Table 1](#).

Table 1: Revision history

Date	Revision	Notes
19 September 2016	1.0.0	Initial Release
12 October 2016	1.0.1	Errata release for general clean up and formatting consistency
1 November 2016	1.0.2	Errata release to change multiple collections' types from collections (arrays) to ResourceCollections to conform to Redfish usage guidelines Change multiple collections' types from collections (arrays) to ResourceCollections to conform to Redfish usage guidelines and move NavigationProperties from Links section.
24 January 2017	1.0.3	Errata release to move complex types and enum to versioned namespace Schedule schema: add property json schema fix (Swordfish to swordfish) Specification enhancements, multiple areas User's guide: multiple new use cases and new document section
25 April 2017	1.0.4	Errata release with minor updates to schema: move FileShare collection, integrate DMTF and SNIA versions of Volume, fix incorrect property references and update descriptions. Update mockups. User's guide: Update cross-references.
3 October 2017	1.0.5	Errata release to include schema simplifications and other lessons from initial implementations, as well as general cleanup of specification.

Table 1: Revision history, cont.

Date	Revision	Notes
13 February 2018	1.0.6	Updated Storage Systems model – added notion of Integrated Service Configuration in addition to (and named) Hosted Service Configuration Added ComplexType common definition section Added/updated common Redfish property definitions Updates to conform to new SNIA templates.
12 October 2018	1.0.7	Enhanced Spare Capacity Management Model; Deprecated Remaining Capacity Added OpenAPI support: schema references and OpenAPI YAML files Added iSCSI properties for CHAP Event usage enhancements and guidance Volume schema updates – RAID Type enum (deprecating VolumeType usage), add ReplicaTargets Schema updates: Annotations enhancements: Capabilities designations, owning entities, Redfish.Required usage Clarified and updated ClassOfService IsDefault property usage Updated Capabilities location in hierarchy
	1.0.7, cont.	Fix cardinality issue of StorageReplicaInfo usage in StorageGroups and Volume Consolidate Client and Server Endpoint Groups into single Endpoint Group entity (deprecate usage of separate Client Endpoint Group and Server Endpoint Group) Add MappedVolume construct to StorageGroup – adds LUN info and other properties Clarified and updated ClassOfService IsDefault property usage Updated Capabilities location in hierarchy Fix cardinality issue of StorageReplicaInfo usage in StorageGroups and Volume Consolidate Client and Server Endpoint Groups into single Endpoint Group entity (deprecate usage of separate Client Endpoint Group and Server Endpoint Group) Add MappedVolume construct to StorageGroup – adds LUN info and other properties
8 November 2018	1.0.7a	Restored RAIDType property that was missing from 1.0.7 Minor correction to schema versioning

Table 1: Revision history, cont.

Date	Revision	Notes
22 August 2019	1.1.0	Restructured to add features and profiles Add description of SupportedFeatures usage and requirements
12 November 2019	1.1.0	Released as Technical Position
12 November 2019	1.1.0a	Released as Corrected Technical Position Formatting fixes – word wrap in pdf doc format to fix truncated lines Consistent object labeling in images (replace drive with disk) Editorial and grammar changes and cleanup to status code guidance section
24 March 2020	1.1.0b	Released as Corrected Technical Position TLS requirements now based on both ISO and SNIA standards Redfish references now based on both ISO and SNIA standards Bibliography added
29 May 2020	1.2.0	Note: This release is done in conjunction with the DMTF's Redfish Forum Work-in-Progress June 2020 release of DSP-IS0014 (v0.95), which contains multiple schema to support this work. Both are released as Working Drafts / work-in-progress for public review, and plan simultaneous releases in early fall 2020 to support full technical specification level capability and availability. Functionality availability in Swordfish includes: <ul style="list-style-type: none"> • Enhancements to Volume, StoragePools • New schema: NVMeDomain Other supporting documentation released in conjunction with this specification and schema bundle: <ul style="list-style-type: none"> • Multiple mockups reflecting multiple implementation permutation options (available on swordfishmockups.com) • Model overview documentation (NVMe to RF/SF Model Mapping Working Draft, dated May 2020)

Table 1: Revision history, cont.

Date	Revision	Notes
18 August 2020	1.2.1	<p>Note: This release is done in conjunction with the DMTF's Redfish Forum 2020.3 Release of the Redfish Specification, schema bundle and other supporting materials.</p> <p>Functionality availability in Swordfish includes:</p> <ul style="list-style-type: none"> • NVMe Mapping Support, Enhancements to Volume, StoragePools <p>Additional Enhancements in the Specification and schema:</p> <ul style="list-style-type: none"> • Added InitializeMethod property to Volume. • Made DedicateSpareDrives ReadWrite-able • Added enhanced Volume Access Capabilities and usage in StorageGroup. • Fix multiple URI issues across various schema. <p>Updated formatting of tables to support automatic table numbering and ISO compatible table representation.</p>
29 September 2020	1.2.1a	Added bibliography and updated TLS references
20 October 2020	1.2.1c	Updated with additional Redfish.URI annotations.
31 October 2020	1.2.1c	Released as SNIA Standard
2 March 2021	1.2.2	<p>Added sections to document use of complex types.</p> <p>Updated common properties sections.</p> <p>Schema changes:</p> <p>Add actions to Add and Remove drives directly from StoragePool.</p> <p>Split NVMeFirmwareImage and NVMeDomains schemas.</p> <p>Deprecate use of NetworkPort; replace with Port.</p> <p>Update Redfish.URI references.</p> <p>Corrected \$ref references in JSON schema files.</p> <p>Fix incorrect references in deprecated JSON files.</p>

About SNIA

The Storage Networking Industry Association (SNIA) is a non-profit organization made up of member companies spanning information technology. A globally recognized and trusted authority, SNIA's mission is to lead the storage industry in developing and promoting vendor-neutral architectures, standards and educational services that facilitate the efficient management, movement and security of information.

Acknowledgements

The SNIA Scalable Storage Management Technical Work Group, which developed and reviewed this work in progress, would like to recognize the significant contributions made by the following members listed in [Table 2](#).

Table 2: Contributors

Member	Representatives (* – prior employer)
Broadcom Inc.	Richelle Ahlvers *
Cisco Systems, Inc.	Krishnakumar Gowravaram
Dell Inc.	Patrick Boyd George Ericson Jim Pendergraft Sean McGinnis Michael Raineri Rich Roscoe
Futurewei Inc.	Sean McGinnis *
Hitachi Data Systems	Eric Hibbard
Hewlett Packard Enterprise	Jeff Hilland Chris Lionetti John Mendonca Doug Voigt
Inova Development Inc.	Karl Schopmeyer

Table 2: Contributors, cont.

Member	Representatives (* – prior employer)

Member	Representatives (* – prior employer)
Intel Corporation	Richelle Ahlvers Rajalaxmi Angadi Phil Cayton Klaudia Jablonska Mariusz Krzywienski Mateusz Mania Slawek Putyrski Paul von Behren
Microsemi Corporation	Anand Nagarjan
Microsoft Corporation	Hector Linares Jim Pinkerton Michael Pizzo Scott Seligman
NetApp, Inc.	Don Deel Nilesh Maheshwari
ScienceLogic	Patrick Strick
VMware, Inc.	Murali Rajagopal

Table of Contents

USAGE	2
DISCLAIMER	3
Current Revision	3
Contact SNIA	3
FEEDBACK AND INTERPRETATIONS	3
INTENDED AUDIENCE	3
VERSIONING POLICY	3
Revision History	5
About SNIA	9
Acknowledgements	9
Table of Contents	11
1 Abstract	13
2 Scope	13
2.1 Document Goals	13
2.2 Audience Assumptions	13
3 Normative References	14
3.1 Overview	14
3.2 Approved references	14
3.3 References under development	15
3.4 Other references	16
4 Terms and Definitions	17
4.1 Overview	17
4.2 Swordfish-specific Terms	17
4.3 Reference to Redfish terms	18
4.4 Keywords (normative language terms)	18
5 Swordfish Overview	19
5.1 Introduction	19
5.2 Relation to Redfish	19
5.3 Storage System Models	20
5.4 The ServiceRoot and ServiceContainer entities	21
5.5 Swordfish model overview	23
6 Features and Profiles	26
6.1 Overview	26
6.2 Requirement for SupportedFeatures	26
6.3 EnergyStar for Storage Feature	26
6.4 Class of Service Feature	26
7 Schema Considerations	33
7.1 Schema Introduction	33
7.2 Default values and NULLABLE attributes	33
7.3 Common schema annotations	34
7.4 Property implementation requirements	34
7.5 Schema repository	34
7.6 Referencing other schemas	34
8 Implementation requirements	35
8.1 Security	35
8.2 General constraints	35
8.3 Discovering Swordfish resources	36
8.4 ClassOfService requirements	36
8.5 StorageSystems requirements	36
8.6 Entity Sets	36
8.7 Addressing entities within a collection	36
8.8 Addressing members of a ResourceCollection	37
8.9 HTTP status codes	37
9 Swordfish type definitions	39

9.1 Overview	39
9.2 Common properties	39
9.3 Frequently used properties	39
9.4 Common Swordfish Objects	40
9.5 Swordfish Schema Types	59
Annex A: Bibliography	139
A.1 Overview	139
A.2 Informational references	139

1 Abstract

The Swordfish Scalable Storage Management API (“Swordfish”) defines a RESTful interface and a standardized data model to provide a scalable, customer-centric interface for managing storage and related data services. It extends the Redfish Scalable Platforms Management API Specification (DSPo266) from the DMTF.

2 Scope

2.1 Document Goals

Swordfish extends the Redfish Scalable Platforms Management API Specification to define a comprehensive, RESTful API for storage management that addresses block storage, file systems, object storage, and storage network infrastructure. It is centered around common operational and business concerns of storage management, including:

- Configuration and provisioning
- Monitoring
- Event and log management
- Performance assessment
- Diagnostics
- Fault detection and remediation
- Security
- Accounting and resource consumption

Swordfish’s storage model is built around well-defined classes of service, which provide a means to map high-level business goals and objectives to specific, storage-based actions and requirements, in a clear and consistent way that can be applied uniformly across a broad spectrum of storage configurations and storage types (e.g., block storage, file systems, object stores). Common storage management functionality covered by class of service includes snapshots, replication, mapping and masking, and provisioning.

The Redfish specification provides the protocols and a core set of data models and behaviors for the management of systems. It defines the elements and behaviors that are mandatory for all Redfish implementations. Additionally it defines additional elements and behaviors that can be chosen by system vendors or manufacturers. The specifications also defines points at which OEM (system vendor) extensions can be provided by a given implementation. The specifications specifies normative requirements for Redfish Services and associated materials, such as Redfish Schema files. The Redfish specifications does not set requirements for Redfish clients, but will indicate what a Redfish client should do in order to access and utilize a Redfish Service successfully and effectively.

The Swordfish specification defines additional data models and behaviors for the management of storage systems and storage infrastructure. A Swordfish implementation shall conform to all requirements specified in the Redfish specifications.

Swordfish is suitable for a wide range of storage, from small-scale object drives, integrated RAID cards or RBODs providing storage services, to external disk arrays or file servers, to infrastructure providing storage services for converged, hyperscale and large scale cloud environments.

This document defines the Swordfish Scalable Storage Management API.

2.2 Audience Assumptions

As Swordfish is designed as an extension of the Redfish specification, this document is written with the presumption that the reader has a detailed understanding of the [Redfish specification](#). This document cannot be fully understood without that context.

3 Normative References

3.1 Overview

The documents referenced in [Table 3](#) are indispensable for the application of this document. For dated references, only the edition cited applies. For undated references, the latest edition of the referenced document (including any amendments) applies.

3.2 Approved references

Table 3: Approved normative references

Tag	Title (Version)	Author	URL
ISO-8601	Data elements and interchange formats – Information interchange – Representation of dates and times – Part 1: Basic rules	ISO/IEC	http://www.iso.org/iso/home/store/catalogue_ics/catalogue_detail_ics.htm?csnumber=70907 (http://www.iso.org/iso/home/store/catalogue_ics/catalogue_detail_ics.htm?csnumber=70907)
ISO-Direct	ISO/IEC Directives, Part 2 Principles and rules for the structure and drafting of ISO and IEC documents (Seventh Edition, 2016)	ISO/IEC	http://isotc.iso.org/livelink/livelink/fetch/2000/2122/4230450/4230456/ISO_IEC_Directives_Part_2_Principles_and_rules_for_the_structure_and_drafting_of_ISO_and_IEC_documents-2016%287th_edition%29-_PDF.pdf?nodeid=17667902&vernum=-2 (http://isotc.iso.org/livelink/livelink/fetch/2000/2122/4230450/4230456/ISO_IEC_Directives%2C_Part_2%2C_Principles_and_rules_for_the_structure_and_drafting_of_ISO_and_IEC_documents-2016%287th_edition%29-_PDF.pdf?nodeid=17667902&vernum=-2)
Redfish	Redfish Scalable Platforms Management API Specification (v1.11.0)	DMTF	http://www.dmtf.org/sites/default/files/standards/documents/DSP0266_1.11.0.pdf (http://www.dmtf.org/sites/default/files/standards/documents/DSP0266_1.11.0.pdf)
OData	Open Data Protocol (v. 4.0)	OASIS	https://www.oasis-open.org/standards#odatav4.0 (https://www.oasis-open.org/standards#odatav4.0)
RFC3986	Uniform Resource Identifier (URI): Generic Syntax (2005)	The Internet Society	http://www.rfc-base.org/txt/rfc-3986.txt (http://www.rfc-base.org/txt/rfc-3986.txt)
CSDL	Common Schema Definition Language (4.0)	OASIS	http://docs.oasis-open.org/odata/odata/v4.0/odata-v4.0-part3-csdl.html (http://docs.oasis-open.org/odata/odata/v4.0/odata-v4.0-part3-csdl.html)
ITIL	ITIL Glossary (2011)	ITIL	https://www.axelos.com/Corporate/media/Files/Glossaries/ITIL_2011_Glossary_GB-v1-0.pdf (https://www.axelos.com/Corporate/media/%20Files/Glossaries/ITIL_2011_Glossary_GB-v1-0.pdf)

Table 3: Approved normative references, cont.

Tag	Title (Version)	Author	URL
Units	The Unified Code for Units of Measure (v2.0.1)	Regenstrief Institute, Inc. and the UCUM Organization	http://unitsofmeasure.org/trac (http://unitsofmeasure.org/trac)
ISO-20648	Information technology — TLS specification for storage systems	ISO/IEC	https://www.iso.org/standard/68622.html (https://www.iso.org/standard/68622.html)
SPC-4	SCSI Primary Commands - 4 (SPC-4) INCITS 513-2015	T10	http://www.techstreet.com/cgi-bin/joint.cgi/incits (http://www.techstreet.com/cgi-bin/joint.cgi/incits)
Features	Swordfish Features Registry, version 1.0.1	SNIA	https://redfish.dmtf.org/registries/swordfish/v1/SwordfishFeatureRegistry.1.0.1.json (https://redfish.dmtf.org/registries/swordfish/v1/SwordfishFeatureRegistry.1.0.1.json)
Messages	Swordfish Message Registry, version 1.0.2	SNIA	https://redfish.dmtf.org/registries/swordfish/v1/Swordfish.1.0.2.json (https://redfish.dmtf.org/registries/swordfish/v1/Swordfish.1.0.2.json)
EnergyStar	ENERGY STAR Data Center Storage Version 1.1 Updated Program Requirements – April 1, 2019	EPA	https://www.energystar.gov/sites/default/files/ENERGY STAR Data Center Storage Final Version 1.1 Specification Rev. April 2019.pdf (https://www.energystar.gov/sites/default/files/ENERGY%20STAR%20Data%20Center%20Storage%20Final%20Version%201.1%20Specifi)

3.3 References under development

Documents referenced in [Table 4](#) are under active development, and subject to revision or replacement at any time. In the event that the provided URL is no longer valid, refer to the related parent page to locate a replacement.

Table 4: References under development

Tag	Title (Version)	Author	URL	Parent Page
RedfishResource	Redfish Resource and Schema Guide	DMTF	http://www.dmtf.org/sites/default/files/standards/documents/DSP2046_2017.0a.pdf (http://www.dmtf.org/sites/default/files/standards/documents/DSP2046_2017.0a.pdf)	http://www.dmtf.org/redfish (http://www.dmtf.org/redfish)

3.4 Other references

None defined in this document.

4 Terms and Definitions

4.1 Overview

In this document, some terms have a specific meaning beyond the normal English meaning. Those terms are defined in this clause. New terms, frequently used Redfish terms.

4.2 Swordfish-specific Terms

4.2.1 Definitions

The terms listed in [Table 5](#) are used in this document.

Table 5: Swordfish terms

Term	Definition
Entity	An instance of a schema element.
Model	A set of entities and the relationships between them that define the semantics, behavior and state of that set.
OData service	A REST-based service that allows resources, identified using Uniform Resource Locators (URLs) and defined in a model, to be published and edited by Web clients using simple HTTP messages.
Resource	A central element in a model, which represents a physical construct or a logical service, and is further defined by other model entities.
Schema	A formal language representation of a model that conforms to a metamodel.
Service Document	A particular resource that is directly accessed via an OData service entry point. This resource serves as a starting point for locating and accessing the other resources and associated metadata that together make up an instance of a Swordfish service.
Swordfish service	An extension to the Redfish Service that conforms to the Swordfish specification, and provides REST-ful storage management functionality.

4.2.2 Symbols and abbreviated terms

None in this document.

4.3 Reference to Redfish terms

Many terms in this document were originally defined in the [Redfish Specification](#). Some of the more common terms and definitions are reproduced in [Table 6](#), as an aid to the reader.

Table 6: Redfish terms

Term	Definition (as of 16 August 2019)
OData	The Open Data Protocol, as defined in OData-Protocol .
OData Service Document	Resource that provides information about the service root for generic OData clients.
Redfish Schema	Defines Redfish Resources according to OData schema representation. You can directly translate a Redfish Schema to a JSON Schema representation.
Redfish service	Implementation of the protocols, resources, and functions that deliver the interface that this specification defines and its associated behaviors for one or more managed systems.
Request	A message from a client to a service.
Service Root	Resource that serves as the starting point for locating and accessing the other resources and associated metadata that together make up an instance of a Redfish Service.

4.4 Keywords (normative language terms)

This document conforms to [ISO/IEC Directives, Part 2](#) for keyword usage. The most common terms and their intended meanings are summarized [Table 7](#).

Table 7: Normative language terms

Term(s)	Meaning
shall / shall not	Used to identify objectively verifiable criteria to be fulfilled and from which no deviation is permitted if compliance with the document is to be claimed
should / should not	Used to identify a suggested possible choice or course of action deemed to be particularly suitable without necessarily mentioning or excluding others
may / need not	Used to convey consent or liberty (or opportunity) to do something
can / cannot	Expected or conceivable material, physical or causal outcome
must	Identifies a constraint or obligation on the user of the document, typically due to one or more legal requirements or laws of nature, that is not stated as a provision of the standard <i>NB:</i> “must” is not an alternative for “shall”, and should only be used for constraints that arise from outside this standard

5 Swordfish Overview

5.1 Introduction

The Swordfish Scalable Storage Management API (“Swordfish”) defines a RESTful interface and a standardized data model to provide a scalable, customer-centric interface for managing storage and related data services. It extends the Redfish Scalable Platforms Management API Specification (DSPo266) from the DMTF.

5.2 Relation to Redfish

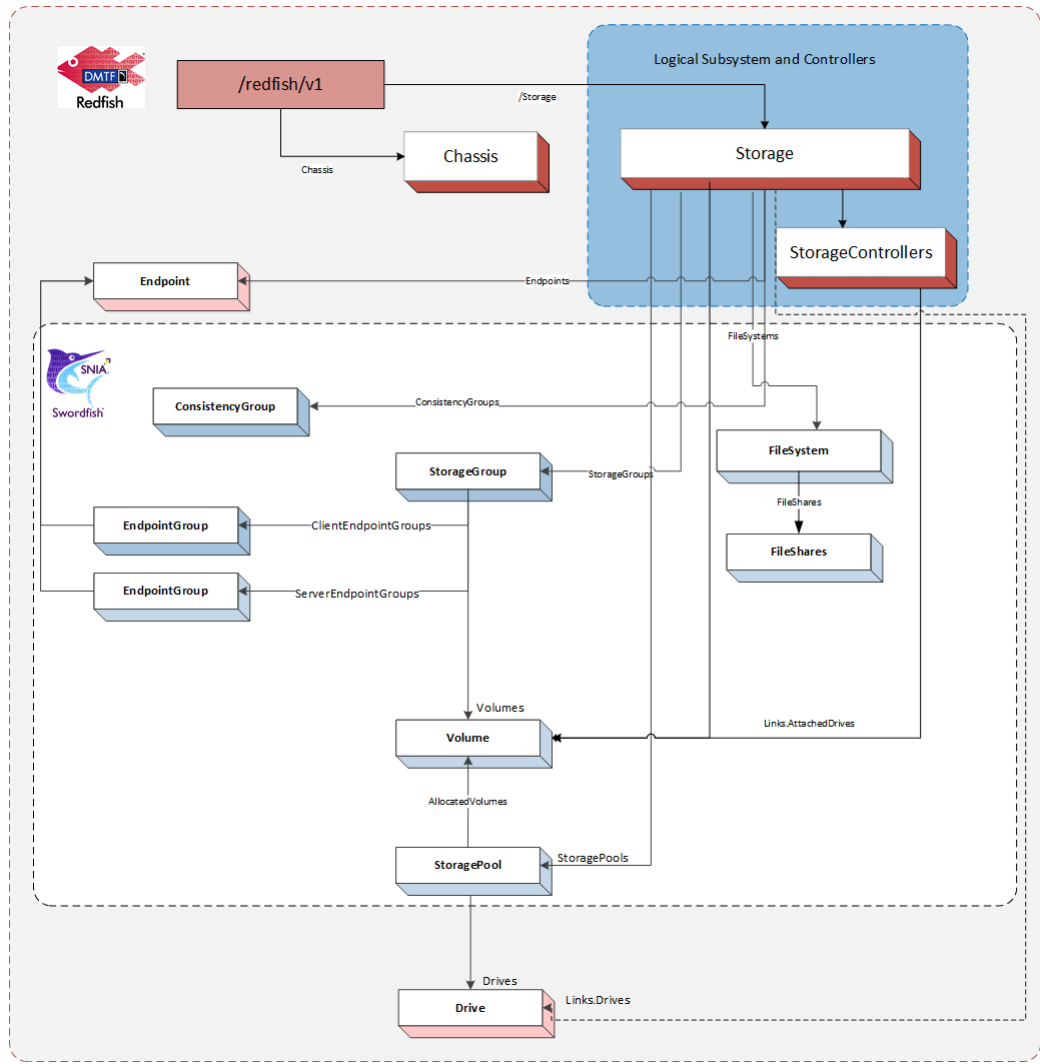


Figure 1: Model Overview

The Swordfish service interface extends the Redfish service interface. As such, a Swordfish service is a Redfish service and includes all required elements of the Redfish model, as illustrated by [Figure 1](#).

The storage systems shall be instantiated in one of two places in the hierarchy: - directly in the `Storage` resource collection, or - attached to a `ComputerSystems`, with an associated reference link in the `StorageSystems` resource collection at the Service Root. In this case, there shall also be a reference link to the `Storage` resource in the `Storage` resource collection at the Service Root.

As a result, a Swordfish client is always to locate the storage systems managed by the Swordfish service in the `ServiceRoot` via the `Storage` resource collection; this may be a combination of references to instances and instantiated instances.

The physical infrastructure is modeled using Redfish `Chassis`.

As modeling for storage systems may cover both logical and physical constructs, Swordfish management clients that are focused on logical storage management use cases may choose to manage functionality entirely by way of logical resources.

Each Swordfish service is accessed via well known URLs on the system supporting the Swordfish Service. Since Swordfish is an extension of Redfish, these URLs are the same as for accessing the Redfish defined aspects of the service.

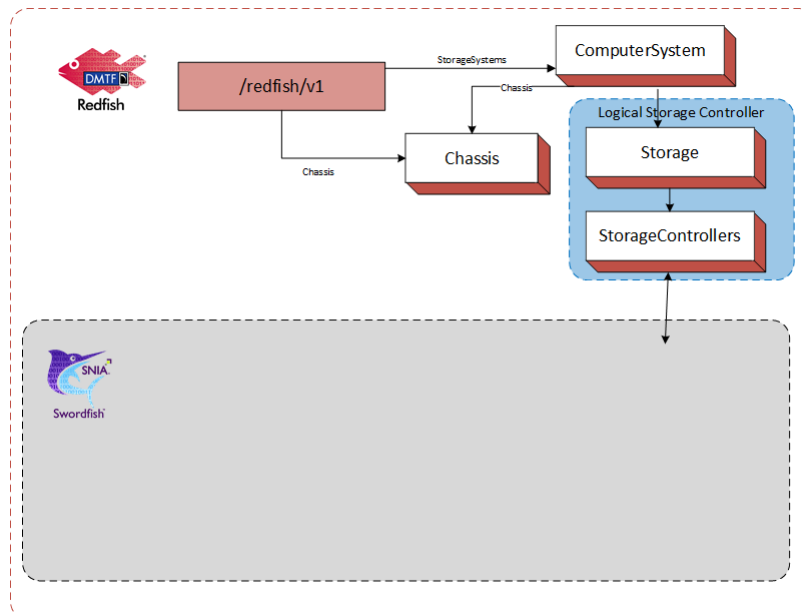


Figure 4: Logical Subsystem in Swordfish Integrated Configuration

This configuration works well when the storage system can be modeled by simply instantiating a new Storage object within an existing computer system. An example of a Storage System for an integrated configuration is shown in Figure 5.

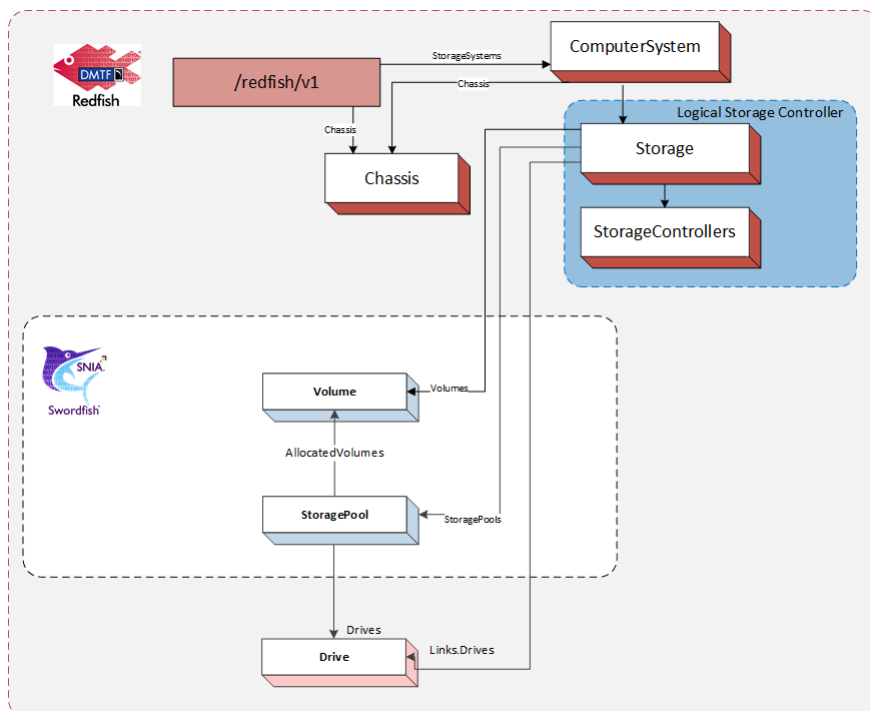


Figure 5: Swordfish Integrated Configuration Example

5.4 The ServiceRoot and ServiceContainer entities

5.4.1 Overview

A **GET** of `/redfish/v1` will return the `ServiceRoot` entity. A **GET** of `/redfish/v1/odata` will return the `ServiceContainer` instances that represents the OData service document. Each of these instances provides links to the remainder of the system.

The following are the elements utilized for Swordfish management.

- `Storage`: A reference to the Storage resource collection. - `Systems`: A reference to a Systems resource collection; - `Chassis`: A reference to a Chassis resource collection; - `StorageSystems`: A reference to a StorageSystems resource collection.

5.4.2 The Storage resource collection

A resource collection that references a set of `Storage` resources that each represents a storage subsystem. This collection can contain either resources or references to instances of `Storage`

resources. Each `Storage` resource represents an instance of a storage subsystem. For Swordfish subsystems, refer to the details in the Swordfish model overview for details on required elements.

5.4.3 The Systems resource collection

A resource collection that references a set of `ComputerSystem` resources that each represents a general purpose application server. Each `ComputerSystem` resource will have an entry with the value of “ApplicationServer” in its `HostingRoles` property. A particular `ComputerSystem` resource can be in both the `StorageSystems` collection and the `Systems` collection.

5.4.4 The Chassis resource collection

A resource collection that references a set of `Chassis` resources. Each `Chassis` resource represents physical containers, (i.e. sheet-metal confined spaces and logical zones like racks, enclosures, chassis and all other containers). Subsystems (like sensors), which operate outside of a system’s data plane (meaning the resources are not accessible to software running on the system) are linked either directly or indirectly through this resource.

5.4.5 The StorageSystems resource collection

A reference to a `ComputerSystemCollection` with members of type `ComputerSystem` that support storage services. These `ComputerSystem` resources represent systems that support Swordfish storage management services. They will have an entry with the value of “StorageServer” in their `HostingRoles` property. This collection, then, is a resource collection that references a set of `ComputerSystem` resources that each represents a storage server. Each `ComputerSystem` resource will have an entry with the value of “StorageServer” in its `HostingRoles` property. A particular `ComputerSystem` resource can be a member of both the `StorageSystems` resource collection and the `Systems` resource collection.

5.5 Swordfish model overview

5.5.1 The Storage resource

The storage system exposes logical storage, associated resources and related functionality. Storage resources can be found in the service root or service container via the `Storage` resource collection, and are attached to the `Storage` object within the `Storage` resource collection.

The storage system typically provides the ability to create, manage and present block, file or object store from a set of back-end media, presented to one or more hosts. Storage controllers can work in coordinated sets of one or more to present value-add capabilities, such as failover, data protection, and data path management within the storage system, that are represented through the various resources within the storage system.

The following are the principal properties of `Storage` that point to resources managed or defined by the storage system:

- `Controllers`: A reference to a resource collection that collects `StorageController` resources.
- `Drives`: A reference to a collection that collects `Drive` resources used for storage.
- `Enclosures`: A reference to a resource collection that collects `Chassis` resources that contain storage related resources.
- `Endpoints`: A reference to a resource collection that collects `Endpoint` resources used to access storage.
- `EndpointGroups`: A reference to a resource collection that collects `EndpointGroups` resources.
- `FileSystems`: A reference to a resource collection that collects `FileSystem` resources.
- `StorageGroups`: A reference to a resource collection that collects `StorageGroup` resources.
- `ConsistencyGroups`: A reference to a resource collection that collects `ConsistencyGroup` resources.
- `StoragePools`: A reference to a resource collection that collects `StorageGroup` resources.
- `Volumes`: A reference to a resource collection that collects `Volume` resources.

5.5.1.1 The StorageController resource

The storage controller presents the foundational resources used by the storage system. It generally contains connectivity resources between the system and connected consumers.

5.5.1.2 The Endpoint resource

Endpoints represent one end of a protocol specific connection that supports sending or receiving messages according to a particular protocol.

5.5.1.3 The Endpoint Collection resource

The `Endpoint Group` is resource collection that references a set of `Endpoint` resources.

5.5.1.4 The ConsistencyGroup resource

`ConsistencyGroups` represent a set of volumes that are managed consistently and collectively as a group, to allow system and application level activities to be performed on a set of data that spans volumes. This activities include device-level replication activities as well as system level functions, such as reset.

When `ConsistencyGroups` are implemented, they are attached to a `Storage` resource and its internal `Volumes` collection is constructed from a subset of the `Volumes` collection of the `Storage` resource.

5.5.1.5 The ConsistencyGroup Collection resource

The `ConsistencyGroupCollection` is a resource collection that references a set of `ConsistencyGroup` resources.

5.5.1.6 The StorageGroup resource

StorageGroups represent a set of volumes that are managed as a group in order to facilitate mapping and masking, in which the volumes of a storage group are collectively exposed or hidden to a set of clients.

The set of volumes is specified by the `Mapped Volumes` attribute. `MappedVolumes` is a resource collection of the `Mapped Volume` construct (a tuple of a pointer to a volume and a corresponding Logical Unit Number for that volume).

The set of client endpoints to which the volumes can be exposed is specified by the `ClientEndpointGroups` attribute. The `ClientEndpointGroup` resource specifies a collection of `EndpointGroup` resources.

The set of server endpoints to which the volumes can be exposed is specified by the `ServerEndpointGroups` attribute. The `ServerEndpointGroup` resource specifies a collection of `EndpointGroup` resources.

5.5.1.7 The StoragePool resource

The `StoragePool` resource represents unassigned storage capacity that can be used to produce storage volumes or other storage pools.

The following are the principal properties of `StoragePool` that are used to create or identify resources provisioned or supported by the storage pool:

- `AllocatedVolumes`: A reference to a resource collection that collects `Volume` resources that have been provisioned from the storage pool.
- `AllocatedPools`: A reference to a resource collection that collects `StoragePool` resources that have been provisioned from the storage pool.
- `CapacitySources`: A reference to a resource collection that provides pointers to the capacity sources that are used to provide the underlying capacity for this storage pool.
- `RAIDTypes[]`: The set of `RAIDTypes` supported by this `StoragePool`. This may be set upon `StoragePool` creation, or may be a reflection of the implementation's ability to support different RAID types. Consumers may use this property to determine what RAID types are available from specific `StoragePool` instances for additional `Volume` creation requests, or what `RAIDTypes` have been applied to `Volumes` already allocated.

5.5.1.8 The Volume resource

`Volume` resource represents a block-addressable container of storage, sometimes referred to as a “Logical Unit”, “LU”, “LUN”, or “StorageVolume” in the storage industry.

5.5.1.9 The FileSystem resource

This `FileSystem` resource represents a file system. Each `FileSystem` may contain a collection of `FileShares` that can be presented to hosts.

6 Features and Profiles

6.1 Overview

Features are high-level descriptions of functionality which an implementation uses to advertise what functionality it currently supports, and for some features, is capable of supporting.

The detailed definitions required to describe to implementers how to implement a feature are written in profile definition files. A feature is generally represented in one (but may be more) profile definition file, or profile.

Profiles are detailed descriptions that describe down to the individual property level what functionality is required in order to advertise features. Different profile definitions can exist for the same feature type but for various types of storage configurations: `Swordfish.Block.Provisioning`, `Swordfish.File.Provisioning`

The [Swordfish Features Registry](#) shall be used to advertise what standard and Oem Features an implementation supports.

6.2 Requirement for SupportedFeatures

`SupportedFeatures` entries in the `Features` registry represent the client's primary initial runtime view of the capabilities of a Swordfish implementation. Without properly formed entries in this registry, there is no visibility to an implementation's functionality.

Swordfish implementations shall implement the `Features` registry and advertise at least the `SNIA.Swordfish.Discovery` supported feature in order to be considered a Swordfish implementation.

Features define coarse-grained sets of functionality. In order to advertise a feature (using the `SupportedFeature` mechanism in the `SupportedFeatures` Registry), the implementation must support the complete set of functionality as defined in the corresponding profile.

The [Swordfish Features Registry](#) publishes the official list of supported SNIA Features, and provides a high-level description of their functionality. Many of those features are self-explanatory (e.g., local replication, remote replication), but there are some features where additional context is appropriate:

- [Class of Service](#)
- [Energy Star for Storage](#)

6.3 EnergyStar for Storage Feature

The EnergyStar for Storage Feature and profile has been created to formalize the requirements from the [ENERGY STAR Data Center Storage Program Requirements on storage products](#). The profile indicates what properties Swordfish implementations need to support in order to properly instrument EnergyStar reporting capability. This functionality is intended to support EnergyStar data gathering requirements as part of the EnergyStar certification process.

6.4 Class of Service Feature

6.4.1 Overview

Swordfish supports a `ClassOfService` feature. The `ClassOfService` functionality supports systems that are capable of providing a greater level of management automation, where a higher-level set of goals is provided as direction rather than requiring parameterized inputs for all configuration actions.

The Class of Service feature uses a combination of device-defined capabilities to structure `LinesOfService`, which are sets of available functionality in a given system, that can then be grouped together to provide classes of service.

When Class of service functionality is implemented, the Swordfish functionality may be entirely exposed through the `StorageService` resource. Each Swordfish `StorageService` is located in the `ServiceRoot` (and `ServiceContainer`) via the `StorageServices` resource collection.

6.4.2 Class of Service Model

For Swordfish with a class of service interface, the following two models apply. Either model choice results in the same storage service, regardless of the storage system model.

1. Integrated Service Configuration

The storage systems managed by the Swordfish storage service are modeled using the Redfish `Storage` resource and `StorageController` resource collections. The `Storage` resource is located in the Redfish hierarchy contained by `ComputerSystems`, typically running as `ApplicationServers`. The physical infrastructure is modeled using Redfish `Chassis`, as shown in [Figure 6](#).

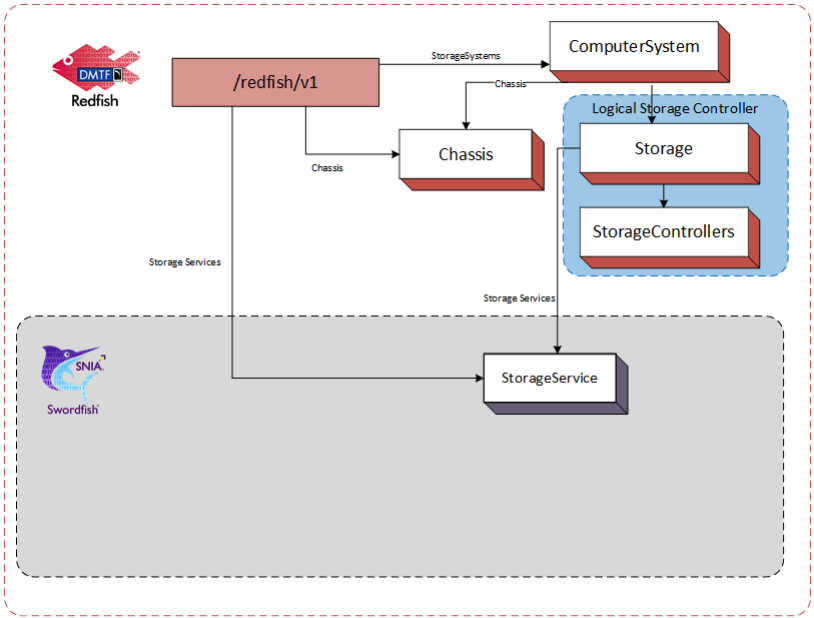


Figure 6: Logical Subsystem in Integrated Service Configuration

This configuration works well when the storage service is hosted by a storage resource within a computer system. An example of a Storage Service for an integrated service configuration is shown in figure 7.

Note: This diagram and the discussion of the configuration description have been simplified slightly to avoid confusion. A full implementation would likely include additional links to the logical storage controller resources.

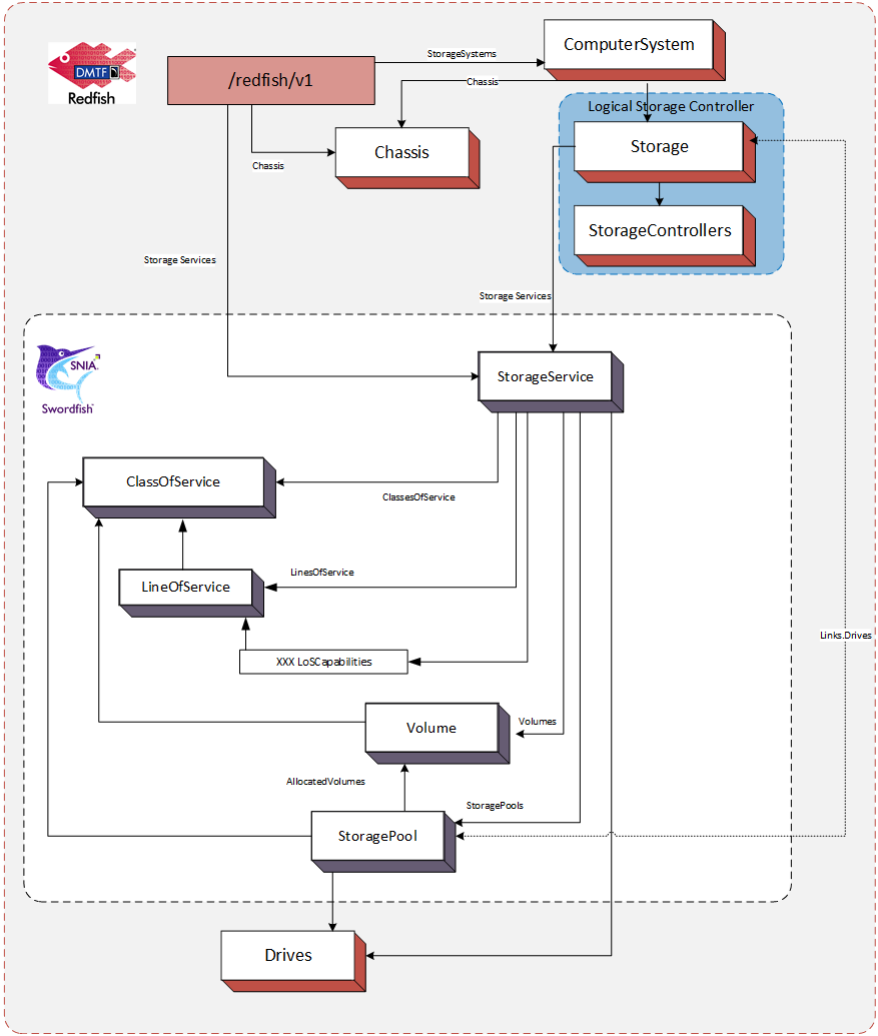


Figure 7: Integrated Service Configuration Example

2. Standalone Service Configuration

The storage systems managed by the Swordfish storage service are located in the `ServiceRoot` (and `ServiceContainer`) via the `Storage` resource collection. They model the logical storage system using Redfish `Storage` and 'StorageController' resources. The physical infrastructure is modeled using Redfish `Chassis`. This is shown in [Figure 8](#).

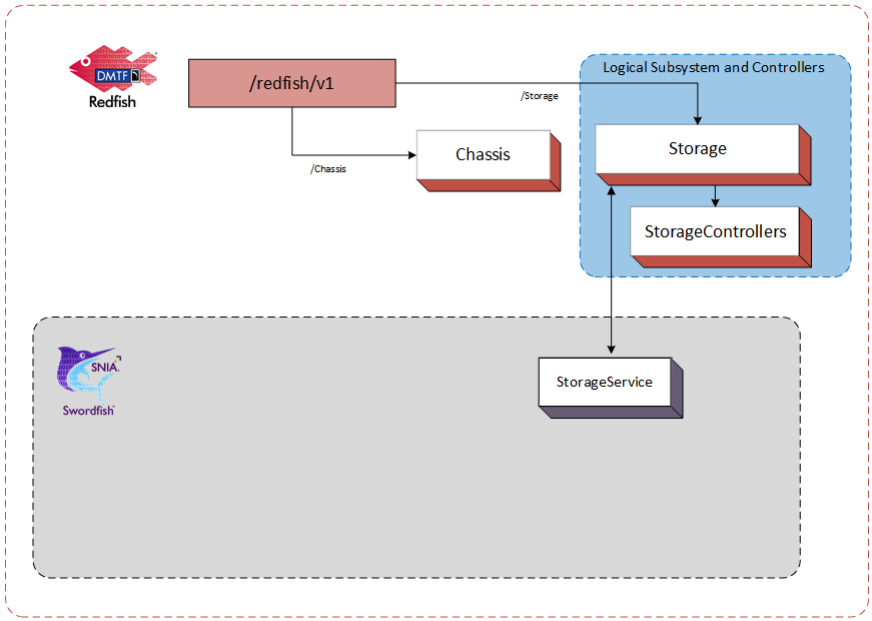


Figure 8: Logical Subsystem in Standalone Service Configuration

This configuration works well when the standalone storage system directly hosts the storage service(s). An example of a Storage Service for a hosted service configuration is shown in [Figure 9](#).

Note: This diagram and the discussion of the configuration description have been simplified slightly to avoid confusion. A full implementation would likely include additional links to the logical storage controller resources.

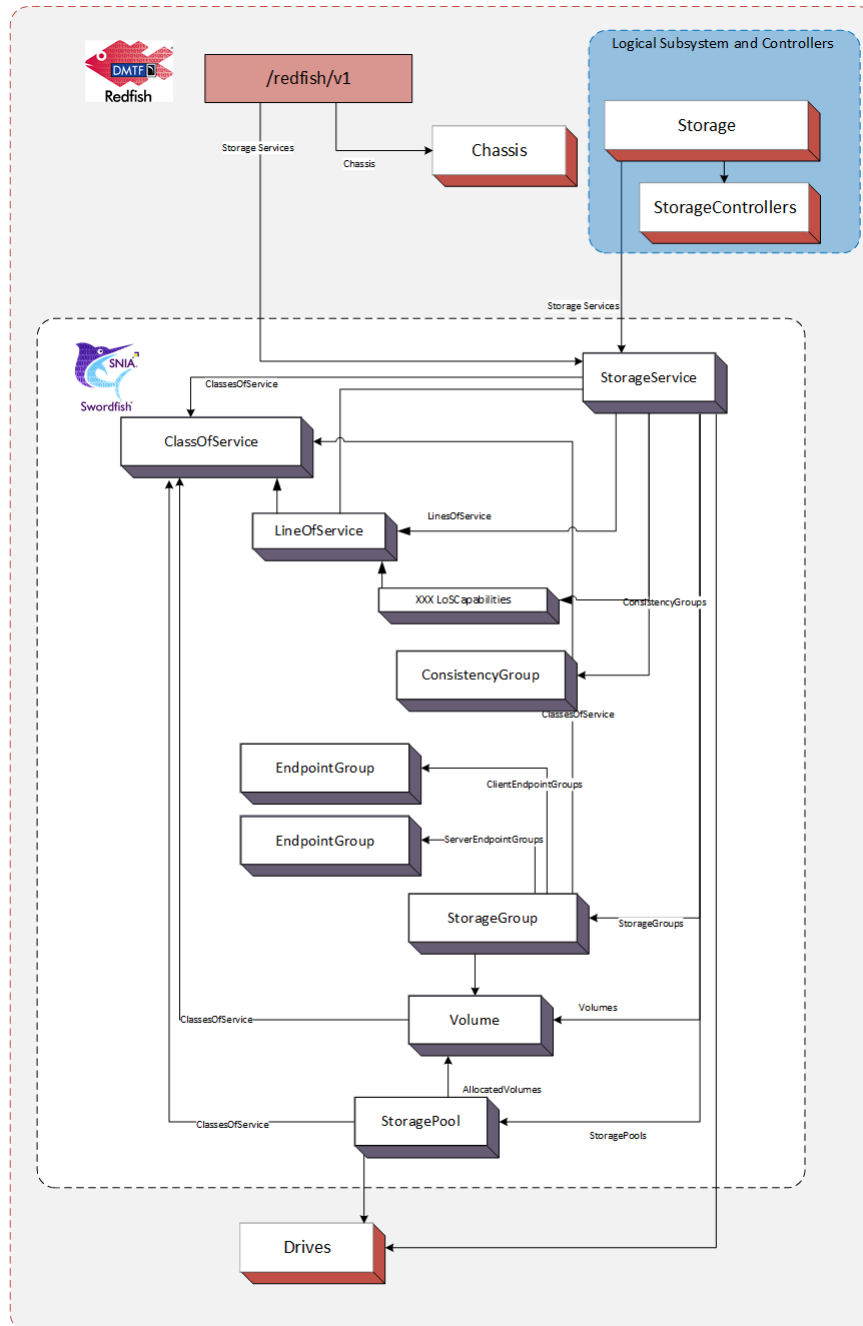


Figure 9: Standalone Service Configuration Example

6.4.3 ServiceRoot Additions

When the StorageService feature is implemented, the following is added to the ServiceRoot:

- **StorageServices:** A resource collection that references a set of StorageService resources. Each StorageService resource represents the resources and behaviors supported by that storage service.

6.4.4 The StorageService resource

6.4.4.1 Principal Properties

The storage service is hosted on a storage system and exposes logical storage, associated resources and related functionality. Storage service resources can be found in the service root or service container via the `StorageServices` resource collection.

The following are the principal properties of `StorageService` that point to resources managed or defined by the storage service:

- `ClassesOfService`: A reference to a resource collection that specifies the supported `ClassOfService` resources.
- `Drives`: A reference to a resource collection that collects `Drive` resources used for storage.
- `Enclosures`: A reference to a resource collection that collects `Chassis` resources that contain storage related resources.
- `Endpoints`: A reference to a resource collection that collects `Endpoint` resources used to access storage.
- `FileSystems`: A reference to a resource collection that collects `FileSystem` resources.
- `EndpointGroups`: A reference to a resource collection that collects `EndpointGroups` resources.
- `StorageGroups`: A reference to a resource collection that collects `StorageGroup` resources.
- `StoragePools`: A reference to a resource collection that collects `StorageGroup` resources.
- `Volumes`: A reference to a resource collection that collects `Volume` resources.
- `HostingSystem`: A reference to the `ComputerSystem` instance that hosts this `StorageService`.

6.4.4.2 Capabilities and Lines of ServiceRoot

The following properties each define a set of attributes, which describe capabilities that the storage service may support:

- `DataProtectionLoSCapabilities`: Replicas that protects data from loss.
- `DataSecurityLoSCapabilities`: Data security service level requirements. The data security characteristics enable the storage system to be used in an environment where compliance with an externally-specified security standard or standards is required. Examples of such standards include FIPS-140, HIPAA and PCI.
- `DataStorageLoSCapabilities`: Provisioning and access characteristics for storage of the data.
- `IOConnectivityLoSCapabilities`: IO connectivity requirements for access to the data.
- `IOPerformanceLoSCapabilities`: IO performance requirements for access to the data.

In each of the above, not all combinations of attribute values defined within a capability are likely to be supported by the storage service.

Known, supported combinations of attribute values are used to construct entries in the `LinesOfService` array property. Not all attributes of a line of service entry need be specified (i.e. some may be Null). If an attribute has no value, the storage service may choose any supported values when provisioning for that entry. Otherwise, the line of service attribute values specifies the kind or level of service to be provided.

6.4.4.3 The ClassOfService resource

A class of service represents a choice of utility or warranty offered to customers by a service. (ITIL uses the term `service option`. See the [Normative References](#).)

Each `ClassOfService` resource is a uniquely named description of the characteristics of one choice of utility or warranty for a service. Each `ClassOfService` is a description of the kind and quality of service to provide and is not intended to describe how the service provides that service.

Each `ClassOfService` is defined by an aggregation of lines of service. Supported lines of service are listed in the corresponding capabilities attributes of the storage service, (see above).

Currently defined lines of service are:

- Data Protection: Describes the characteristics of a replica that protects data from loss.
- Data Security: Describe data security service level requirements. The data security characteristics enable the storage system to be used in an environment where compliance with an externally-specified security standard or standards is required. Examples of such standards include FIPS-140, HIPAA and PCI.
- Data Storage: Describes provisioning and access characteristics for storage of the data.
- IO Connectivity: Describes IO connectivity requirements for access to the data.
- IO Performance: Describes the IO performance requirements for access to the data under a particular workload.

Some advertised `ClassOfService` resources are created by the service implementation. These are generally not changeable and are intrinsic to the implementation.

A service may support creation or modification of `ClassOfService` resources. All must be consistent with the capabilities of the service.

6.4.4.4 The StoragePool resource

When a Swordfish implementation advertises support for the Class of Service feature, the `StoragePool` resource now presents a new method to the client to allocate unassigned storage capacity. This is automated by the system as conformance to one or more classes of service. Requests to `StoragePool` shall automatically allocate capacity based on the constraints of the selected class of service and any other selected parameters, with priority given to the class of service constraints.

The following are the principal properties of `StoragePool` that are used to identify resources provisioned or supported by the storage pool related to Class of Storage:

- `ClassesOfService`: A reference to a resource collection that specifies the set `ClassOfService` resources that can be specified when provisioning resources from the storage pool.
- `DefaultClassOfService`: A reference to the default `ClassOfService` resources used for provisioning from the storage pool.

6.4.4.5 The Volume resource

`Volume` resource represents a block-addressable container of storage, sometimes referred to as a “Logical Unit”, “LU”, “LUN”, or “StorageVolume” in the storage industry. Volumes optionally adhere to a `ClassOfService`, which defines added functionality. Examples include:

- Access capabilities
- Capacity and capacity sources
- Consumption tracking (e.g., LowSpaceWarningThresholdPercents)
- Replication details
- StorageGroup Information

6.4.4.6 The FileSystem resource

In a Swordfish implementation that advertises support for the Class of Service feature, File systems represent file-addressable capacity that are conformant to a `ClassOfService`.

7 Schema Considerations

7.1 Schema Introduction

7.1.1 Overview

A Swordfish implementation is a Redfish implementation, and as such it minimally includes support for some Redfish-defined schema, including `ServiceRoot` and `ComputerSystem`. Swordfish implementations include support for Swordfish-defined schema. The Swordfish model focuses primarily on the logical model of a storage system and does not require full representation of a physical instantiation. This is left to the implementer to complete from available Redfish schema models.

Swordfish schema is conformant with the rules used to define Redfish schema. Redfish schema is conformant with the Common Schema Definition Language, see [CSDL](#). This section provides additional definition and context for the CSDL elements used to define Swordfish schema.

7.1.2 Swordfish Extension of the Redfish ServiceRoot

The Redfish `ServiceRoot` has properties that provide access to Swordfish resources.

The first is `StorageSystems`. This property references a collection of `ComputerSystem` resources that each support Swordfish functionality. Each such `ComputerSystem` shall have an entry in its `HostingRoles` property with the value of `StorageServer`.

For implementations that advertise support for the `ClassOfService` feature, the implementation shall instantiate a collection of `StorageServices` at the `ServiceRoot` with at least one member. The collection provides the client an efficient means to search across all `StorageService` resources, regardless of which `ComputerSystem` is supporting the service.

7.2 Default values and NULLABLE attributes

The interaction of `Nullable` and `DefaultValue` needs to be clearly understood by both implementers and client developers. The possible combinations of are summarized in [Table 8](#). The table contains:

- **Nullable:** True, if a given property may be NULL
- **DefaultValue:** True, if a default value is provided for a given property
- **Client:** True, if a client value is supplied for a given property in a query or response
- **Result:** The resultant value of the given property. One of:
 - *C*: The client-provided value
 - *D*: The default value
 - *Null*: Null
 - *I*: Implementation defined
 - *Error*: Error state

Table 8: Default and Nullable Interaction

Nullable	DefaultValue	Client	Value
T	T	T	C
T	T	F	D
T	F	T	C
T	F	F	I or Null
F	T	T	C
F	T	F	D
F	F	T	C
F	F	F	I or Error

7.3 Common schema annotations

Table 9 lists common annotation used in the definition of Swordfish, for details see [OData Capabilities Vocabulary \(https://docs.oasis-open.org/odata/odata/v4.0/os/vocabularies/Org.OData.Capabilities.V1.xml\)](https://docs.oasis-open.org/odata/odata/v4.0/os/vocabularies/Org.OData.Capabilities.V1.xml), [OData Core Vocabulary \(https://docs.oasis-open.org/odata/odata/v4.0/os/vocabularies/Org.OData.Core.V1.xml\)](https://docs.oasis-open.org/odata/odata/v4.0/os/vocabularies/Org.OData.Core.V1.xml), [OData Measures Vocabulary \(https://docs.oasis-open.org/odata/odata/v4.0/os/vocabularies/Org.OData.Measures.V1.xml\)](https://docs.oasis-open.org/odata/odata/v4.0/os/vocabularies/Org.OData.Measures.V1.xml), and [Redfish Extensions \(http://redfish.dmtf.org/schemas/v1/RedfishExtensions_v1.xml\)](http://redfish.dmtf.org/schemas/v1/RedfishExtensions_v1.xml).

Table 9: Schema annotations

Name	Applies to	Description
AllowableValues	Parameter	The set of allowable values for a parameter
AutoExpand	NavigationProperty	If true, return expand the target element
AutoExpandReferences	NavigationProperty	If true, return references to the target element
ConformanceLevel	EntityContainer	Specifies OData conformance level
Deprecated	All	Specifies that the element may be removed in future major revisions, but shall continue to be supported as specified in the current revision.
Description	All	A brief description of a model element
LongDescription	All	A normative description of a model element
Maximum	Parameter, Property	Maximum value that an integer property or parameter may have
Minimum	Parameter, Property	Minimum value that an integer property or parameter may have
Pattern	Parameter, Property	Specifies a pattern that the value shall match
Permissions	NavigationProperty, Property	Access permission for the property.
Required	NavigationProperty, Property	If true, property is required to be supported by the service. The default is optional. See Required Properties
RequiredOnCreate	NavigationProperty, Property	If true, property is required on creation. See Required Properties
Unit	Property	The unit of measure for the value.

7.4 Property implementation requirements

The client and the implementer should understand that, regardless of the schema declaration, an implementer may choose to not implement a property. If not implemented, a representation of the property will not be present in a reply. This should not be confused with a response that indicates that a property has been implemented, but has no value (i.e. *propertyName = null*).

There are several factors that could affect the implementation choice. Implementation requirements can be defined in many documents. At a minimum, a developer should review, in order: 1. the Redfish specification, 2. this document, and 3. associated profile specifications.

7.5 Schema repository

The primary online source for the Swordfish schema shall be co-located on the DMTF schema site with the Redfish schema: <http://redfish.dmtf.org/schemas/swordfish> Developers may also download the schema as part of the Swordfish bundle from snia.org (refer to snia.org/swordfish for pointers to the bundle locations).

Implementations should refer either to the versions available on the dmtf.org site or to locally provided instances of the schema.

7.6 Referencing other schemas

Swordfish directly references many Redfish schemas when functionality is already defined and can be leveraged. Other Redfish schema may be added by inference or directly to implementations. Examples are available in the Swordfish mockups.

8 Implementation requirements

8.1 Security

This document generally adheres to the security requirements defined in the [Redfish Specification](#). It extends the Redfish security model in one important way:

- Swordfish implementations shall implement TLS as per the guidance in [ISO/IEC 20648](#) and the [TLS Specification for Storage Systems](#).

8.2 General constraints

8.2.1 Redfish elements

The Swordfish service interface extends the Redfish service interface. As such, a Swordfish service is a Redfish service and all required elements of the Redfish model shall be present in a Swordfish model.

Swordfish functionality shall not conflict with any previously defined Redfish functionality but it may add to or extend it, and it may add additional constraints on Redfish functionality.

Additionally, any functionality desired in a Swordfish implementation that is specified in Redfish shall follow the requirements as specified in the Redfish specification.

8.2.2 Storage Events

8.2.2.1 Overview

A Swordfish implementation should implement an event service. Redfish defines the Event Service framework, client subscription model, event delivery mechanism, as well as standard message registries. Swordfish extends the standard message registries to provide additional message registries that correspond to Swordfish-specific services and properties.

The Redfish event service publishes a list of event types supported, and maintains a list of clients that have subscribed. Each subscription maps clients, subscribed events, and the resources that generate them.

8.2.2.2 Message Registry Selection and Management

Swordfish constrains the existing event model to provide a more consistent handling of event notifications and the related messages, in order to assure that client systems can easily and consistently parse and respond to system-level events.

8.2.2.3 Required Usage

- The Resource Event Message Registry defines the underlying messaging model, and shall be used to map messages to resources for storage implementations.
- The Redfish Base Message Registry shall be used to support HTTP connection/error/protocol issues, and general errors.
- The Swordfish Message Registry shall be used as a supplement for the resource event message registry.
- If the Swordfish service implements Redfish tasks (i.e., long-running operations), the implementation shall use the messages defined in the Task Event Message Registry to report status.

8.2.2.4 Recommended Usage

- Standard Messages should be used, wherever possible.
- OEM messages should be avoided. Suggestions for clarification or expansion of the existing registries are encouraged. (submissions should be sent to the [SNIA Feedback Portal](http://www.snia.org/feedback/) (<http://www.snia.org/feedback/>))

8.3 Discovering Swordfish resources

Each Swordfish implementation supports the following well-known URLs, as defined in [Redfish](#). Specifically:

- `/Redfish`, which contains one or more version properties for the integrated Swordfish and Redfish implementation, starting with `v1`.
- `/Redfish/v1`, which addresses a `ServiceRoot` instance, which defines the Redfish default principal starting information for version 1 implementation of an integrated Redfish and Swordfish service. A GET operation to it shall retrieve the value of an instance of a `ServiceRoot` `EntityType` as defined in the [ServiceRoot_v1.xml](#) (http://redfish.dmtf.org/schemas/v1/ServiceRoot_v1.xml) file.
- `/Redfish/v1/odata`, which addresses a `ServiceContainer` instance, which defines OData conformant principal starting information for the same version 1 implementation of an integrated Redfish and Swordfish service. A GET operation shall retrieve the value of an instance of a `ServiceContainer` `EntityType` as defined in the [ServiceRoot_v1.xml](#) (http://redfish.dmtf.org/schemas/v1/ServiceRoot_v1.xml) file.

Note: Since the <code>ServiceContainer</code> is required to return an <code>@odata.context</code> value of <code>/redfish/v1</code> , all other elements accessed via it will be the same elements found via the <code>ServiceRoot</code> .
Note: A Swordfish service is a Redfish service with extensions to support storage management. No additional service entry-points are necessary.

Both the `ServiceRoot` and `ServiceContainer` contain a resource collection named `Systems` that lists `ComputerSystem` instances. A `ComputerSystem` instance that supports Swordfish defined services will have a value of “StorageServer” in an entry of its `HostingRoles` property.

The `ServiceContainer` additionally has a `Service` attribute that references the `ServiceRoot` resource.

Regardless of starting point, the property values of the `ServiceRoot` instance enable navigation to all other resources exposed by the Swordfish service.

8.4 ClassOfService requirements

Each `ClassOfService` shall include at least one line of service. The providing server shall assure that the line of service values of a `ClassOfService` collectively represent a supported choice of service.

8.5 StorageSystems requirements

For Hosted Service Configurations, this property of the `ServiceRoot` references a collection of `ComputerSystem` resources that each support Swordfish functionality. Each `ComputerSystem` included in the `StorageSystems` entry in the `ServiceRoot` shall have:

- an entry in its `HostingRoles` property with the value of `StorageServer`
- at least one entry in its `StorageServices.Members` property.

For Integrated Service Configurations, the `StorageSystems` concept is realized through the `StorageController` resource. Each `StorageController` instantiated as a Swordfish `StorageSystem` shall have:

- at least one entry in its `StorageController.Links` property `StorageServices` collection identifying related `StorageServices`

8.6 Entity Sets

The Swordfish model does not currently expose any explicitly defined entity sets. OData specifies that an entity set is defined for each `NavigationProperty` that is defined as a collection and that has the `ContainsTarget` attribute set to true. In all other cases, Swordfish assumes that an entity set is defined globally within the implementation for each entity type. This is effectively the same as if the entity sets were explicitly defined in the `ServiceRoot` entity container.

8.7 Addressing entities within a collection

An instance (entity) of an `EntityType` is uniquely identified within its entity set by its key. The URI for the reference may specify the key using one of two general strategies

1. OData recommends specifying the key value within parenthesis following the path segment that identifies the referencing entity set. (See clause “Canonical URL” in in [OData](#))
2. Redfish common practice is to use an alternative form that adds a path segment having the value of the key following the path segment that identifies the referencing collection. (See clause “Alternate Key-as-Segment Syntax” in [OData](#).)

A Swordfish implementation shall support both strategies.

8.8 Addressing members of a ResourceCollection

Redfish specifies that subclasses of ResourceCollection shall include a Members collection property (See clause “Collection resource response” in [DSPo266](#))

Redfish allows a POST request to a ResourceCollection to be equivalent to the same POST request to the Members property of that ResourceCollection. For a particular ResourceCollection, if a Swordfish implementation supports either form, it shall support both.

It is common practice in Redfish to also eliminate the Members property from any request URI that navigates through a type hierarchy that includes a Member within a ResourceCollection. Care should be taken when defining and using a ResourceCollection subclass to not introduce ambiguities when an explicit reference to a Members property is dropped from a request URI.

8.9 HTTP status codes

8.9.1 Overview

Status codes are generally defined as part of the general HTTP protocol definition. In addition, the Redfish specification calls out general usage for HTTP status codes. This section provides additional usage guidance and constraints for Swordfish implementations.

In some instances, Redfish and Swordfish expand the standard use of HTTP status codes by associating additional system status with specific status codes. In addition, error response data may be included via standardized message registry entries. The specific messaging requirements will be defined in the following sections.

In cases where Swordfish adds additional constraints or expands on the Redfish handling of a given issue, this document will include both a clause reference (relative to the 1.7.0 version of the Redfish specification), and a small wording extract for additional context. For example:

Swordfish refines the requirements in **x.y.z** of the *Redfish Specification*: Redfish has no constraint on external storage functionality to require that all references to external storage functionality shall be compliant with the current release of Swordfish.

8.9.2 Create

If a request to create a resource can be completed successfully without additional time, the Redfish service shall return a status code of 201, and the body of the response shall contain the JSON representation of the newly created resource.

If the create resource request has been accepted, but no information about the resource can be returned at this point, the Redfish service shall return a status code of 204. The payload of the response shall be empty, but the Location header shall contain the resource URI. The client will be required to poll the appropriate resource to determine both when and if the operation is complete.

Swordfish refines the requirements in clauses **7.5.1** and **12.2** of the *Redfish Specification*.

If a request to create a resource cannot be completed without additional time, the implementation shall:

- Populate an initial object. It shall contain, at a minimum, a valid URI, required properties (e.g., ID, name), and Status.State;
- Set Status.State of the partially populated resource to “Creating”;
- Return the appropriate status code, based on the following guidance:
 - If a Task Service has been implemented, the Redfish service shall return a status code of 202, with the Location header set to the URI of the Task Monitor. Once the provider has returned a Task Monitor to the client, the Client can then query the provided task URI to track the task completion status. Upon task completion, a GET against the task monitor may return a status code of 201, and the body of the message shall contain the created resource, provided the task monitor URI remains valid . Refer to the Redfish Task Manager documentation for the lifecycle of the task monitor URI.
 - If a Task Service has not been implemented, the Redfish service shall return a status code of 201, and the body of the response shall contain the URI of the skeletal resource created as part of accepting the request. The client will be required to poll the URI provided to determine when the operation is complete.
- Update Status.State for the object, once the create operation completes.

8.9.3 Update, Replace, Delete

If a request to modify or delete a resource can be completed without additional time, the Redfish service shall return a status code of 200, and the body of the response shall contain the JSON representation of the modified (or deleted) resource.

If the resource modification or deletion request has been accepted, but no information about the resource can be returned at this point, the Redfish service shall return a status code of 204. The payload of the response shall be empty. The client will be required to poll the appropriate collection to determine both when and if the operation is complete.

If a request to modify a resource cannot be completed without additional time, the implementation shall:

- Set Status.State of the partially populated resource to “Updating” or “Deleting”, as appropriate;

- Return the appropriate status code, based on the following guidance:
- If a Task Service has been implemented, the Redfish service shall return a status code of 202, with the Location header set to the URI of the Task Monitor. Once the provider has returned a Task Monitor to the client, the Client can then query the provided task URI to track the task completion status. Upon task completion, a GET against the task monitor may return a status code of 201, and the body of the message shall contain the created resource, provided the task monitor URI remains valid . Refer to the Redfish Task Manager documentation for the lifecycle of the task monitor URI.
- If a Task Service has not been implemented, the Redfish service shall return a status code of 200, and the body of the response shall contain the URI of the skeletal resource created as part of accepting the request. The client will be required to poll the URI provided to determine when the operation is complete.
- For an update or replace request, the implementation shall update Status.State for the resource, once the modify operation completes.

8.9.4 Actions

Swordfish supports the approach to Actions in **5.6.3** of the *Redfish Specification*: Actions are Redfish operations that do not easily map to RESTful interface semantics. These types of operations may not directly affect properties in the Redfish Resources.

Swordfish refines the requirements in **7.10** of the *Redfish Specification*: Services shall support the POST method to send actions to Resources.

If a Task Service has been implemented, the Redfish service shall return a status code of 202, with the Location header set to the URI of the Task Monitor. Once the provider has returned a Task Monitor to the client, the Client can then query the provided task URI to track the task completion status. Once the task has completed successfully, a GET against the task monitor shall return the created object.

If a Task Service has not been implemented, the Redfish service shall return a status code of 200, and the body of the response shall contain the URI of the skeletal resource created as part of accepting the request. The client will be required to poll the URI provided to determine when the operation is complete. When processing ACTIONS, the handling of HTTP status codes is slightly different than that seen when processing CREATE or MODIFY requests. The HTTP status code is used to reflect the acceptance and formatting of the request. The outcome of any requested processing is reflected in the body of the returned message and its associated Error response structure. For example, a properly formatted request to execute a system reset may return an HTTP status code of 200 (OK), to reflect that the request has been received, was validly formatted, and has been accepted for processing, while the reset of the system may not complete successfully. The Error response structure would contain further detail of the success of failure of the system reset. The implementation must check both the HTTP status code and the underlying Error response message structure to confirm the successful execution of the ACTION.

9 Swordfish type definitions

9.1 Overview

The following sections define the schema and type definitions that make up a Swordfish implementation. Each data type or entity within the schema includes a description that defines its implementation requirements and their interaction.

9.2 Common properties

The following properties are defined for inclusion in every Redfish schema, and therefore may be encountered in any response payload. They are documented here to avoid repetition in the property tables. Note that several of these properties are payload annotations, but appear here because they are required for all Redfish and Swordfish Resources.

9.2.1 Properties

The properties defined for the schema are summarized in [Table 10](#table_10 "properties").

Table 10: [properties](#)

Property	Type	Notes
@odata.context	string (URI) <i>read-only</i>	The value of this property shall be the context URL that describes the resource according to OData-Protocol and shall be of the form defined in the Redfish specification.
@odata.etag	string <i>read-only</i>	The value of this property shall be a string that is defined by the ETag HTTP header definition in RFC7232.
@odata.id	string (URI) <i>read-only</i> <i>required</i>	The value of this property shall be the unique identifier for the resource and it shall be of the form defined in the Redfish specification.
@odata.type	string <i>read-only</i> <i>required</i>	The value of this property shall be an absolute URL that specifies the type of the resource and it shall be of the form defined in the Redfish specification.
Description	string <i>read-only</i>	This object represents the description of this resource. The resource values shall comply with the Redfish Specification-described requirements.
Id	string <i>read-only</i>	This property represents an identifier for the resource. The resource values shall comply with the Redfish Specification-described requirements.
Name	string <i>read-only</i> <i>required</i>	This object represents the name of this resource or array member. The resource values shall comply with the Redfish Specification-described requirements. This string value shall be of the 'Name' reserved word format.
Oem {}	object	The manufacturer- or provider-specific extension moniker that divides the Oem object into sections.

9.3 Frequently used properties

In addition, the following properties are frequently defined in Redfish schemas. Their definition and usage is the same throughout the Redfish data model.

9.3.1 Properties

The properties defined for the schema are summarized in [Table 11](#table_11 "properties").

Table 11: [properties](#)

Property	Type	Notes
Actions {}	object	The Redfish actions available for this Resource.
Links {}	object	The links associated with the Resource, as defined by that Resource's schema definition. All associated reference properties defined for a Resource are nested under the Links property. Find all directly referenced, or subordinate, Resource properties from the root of the Resource.

Property	Type	Notes
RelatedItem [{	array	An array of links. Each link points to a Resource or part of a Resource as defined by that Resource's schema. This representation is not intended to be a strong linking methodology like other references. Instead, it shows a relationship between elements or subelements in disparate parts of the service. For example, fans may be in one area of the system and processors in another. The relationship between the two might not be obvious. This property can show that one is related to the other. In this example, it might indicate that a specific fan cools a specific processor.
@odata.id	string (URI) <i>read-only</i>	The value of this property shall be the unique identifier for the resource and it shall be of the form defined in the Redfish specification.
}]		

9.4 Common Swordfish Objects

The following structures are included in multiple Swordfish schema, and therefore may be encountered in any Response payload. They are documented here to avoid repetition in the Swordfish Specification tables for each schema.

9.4.1 Capacity

9.4.1.1 Description

This composition may be used to represent storage capacity. The sum of the values in Data, Metadata, and Snapshot shall be equal to the total capacity for the data store.

9.4.1.2 Properties

The properties defined for the Capacity schema are summarized in [Table 12](#).

Table 12: [Capacity properties](#)

Property	Type	Notes
Data {}	object	The value shall be capacity information relating to provisioned user data. For property details, see CapacityInfo.
IsThinProvisioned	boolean <i>read-only</i> <i>(null)</i>	If the value is false, the capacity shall be fully allocated. The default value shall be false.
Metadata {}	object	The value shall be capacity information relating to provisioned system (non-user accessible) data. For property details, see CapacityInfo.
Snapshot {}	object	The value shall be capacity information relating to provisioned snapshot or backup data. For property details, see CapacityInfo.

9.4.2 CapacityInfo

9.4.2.1 Description

This composition may be used to represent the utilization of storage capacity.

9.4.2.2 Properties

The properties defined for the CapacityInfo schema are summarized in [Table 13](#).

Table 13: [CapacityInfo properties](#)

Property	Type	Notes
AllocatedBytes	integer (By) <i>read-write</i> <i>(null)</i>	The value shall be the number of bytes currently allocated by the storage system in this data store for this data type.
ConsumedBytes	integer (By) <i>read-only</i> <i>(null)</i>	The value shall be the number of logical bytes currently consumed in this data store for this data type.

Property	Type	Notes
GuaranteedBytes	integer (By) <i>read-write</i> (null)	The value shall be the number of bytes the storage system guarantees can be allocated in this data store for this data type.
ProvisionedBytes	integer (By) <i>read-write</i> (null)	The value shall be the maximum number of bytes that can be allocated in this data store for this data type.

9.4.3 Identifier

9.4.3.1 Description

This type shall contain any additional identifiers for a resource.

9.4.3.2 Properties

The properties defined for the Identifier schema are summarized in [Table 14](#).

Table 14: [Identifier properties](#)

Property	Type	Notes
DurableName (<i>v1.1+</i>)	string <i>read-only</i> (null)	This property shall contain the world-wide unique identifier for the resource. The string shall be in the Identifier.DurableNameFormat property value format.
DurableNameFormat (<i>v1.1+</i>)	string (enum) <i>read-only</i> (null)	This property shall represent the format of the DurableName property. <i>For the possible property values, see DurableNameFormat in Property details.</i>

9.4.3.3 Property details

9.4.3.3.1 DurableNameFormat:

The defined property values are listed in [Table 15](#). This property shall represent the format of the DurableName property.

Table 15: [DurableNameFormat property values](#)

string	Description
EUI	This durable name shall contain the hexadecimal representation of the IEEE-defined 64-bit Extended Unique Identifier (EUI), as defined in the IEEE's Guidelines for 64-bit Global Identifier (EUI-64) Specification.
FC_WWN	This durable name shall contain a hexadecimal representation of the World-Wide Name (WWN) format, as defined in the T11 Fibre Channel Physical and Signaling Interface Specification.
iQN	This durable name shall be in the iSCSI Qualified Name (iQN) format, as defined in RFC3720 and RFC3721.
NAA	This durable name shall contain a hexadecimal representation of the Name Address Authority structure, as defined in the T11 Fibre Channel - Framing and Signaling - 3 (FC-FS-3) specification.
NGUID (<i>v1.10+</i>)	This durable name shall be in the Namespace Globally Unique Identifier (NGUID), as defined in the NVN Express Specification.
NQN (<i>v1.6+</i>)	This durable name shall be in the NVMe Qualified Name (NQN) format, as defined in the NVN Express over Fabric Specification.
NSID (<i>v1.6+</i>)	This durable name shall be in the NVM Namespace Identifier (NSID) format, as defined in the NVN Express Specification.
UUID	This durable name shall contain the hexadecimal representation of the UUID, as defined in the International Telecom Union's OSI networking and system aspects - Naming, Addressing and Registration Specification.

9.4.4 IOStatistics

9.4.4.1 Description

The properties of this type shall be used to represent the IO statistics of the requested object.

9.4.4.2 Properties

The properties defined for the IOStatistics schema are summarized in [Table 16](#).

Table 16: IOStatistics properties

Property	Type	Notes
NonIORequests	integer (<i>{tot}</i>) <i>read- write (null)</i>	The value shall represent the total count from the time of last reset or wrap of non IO requests.
NonIORequestTime	string <i>read- write (null)</i>	The value shall be an ISO 8601 conformant duration describing the time that the resource is busy processing non IO requests.
ReadHitIORequests	integer (<i>{tot}</i>) <i>read- write (null)</i>	The value shall represent the total count from the time of last reset or wrap of read IO requests satisfied from memory.
ReadIOKiBytes	integer (KiBy) <i>read- write (null)</i>	The value shall represent the total number of kibibytes read from the time of last reset or wrap.
ReadIORequests	integer (<i>{tot}</i>) <i>read- write (null)</i>	The value shall represent the total count from the time of last reset or wrap of read IO requests satisfied from either media or memory (i.e. from a storage device or from a cache).
ReadIORequestTime	string <i>read- write (null)</i>	The value shall be an ISO 8601 conformant duration describing the time that the resource is busy processing read requests.
WriteHitIORequests	integer (<i>{tot}</i>) <i>read- write (null)</i>	The value shall represent the total count from the time of last reset or wrap of write IO requests coalesced into memory.
WriteIOKiBytes	integer (KiBy) <i>read- write (null)</i>	The value shall represent the total number of kibibytes written from the time of last reset or wrap.
WriteIORequests	integer (<i>{tot}</i>) <i>read- write (null)</i>	The value shall represent the total count from the time of last reset or wrap of write IO requests.
WriteIORequestTime	string <i>read- write (null)</i>	The value shall be an ISO 8601 conformant duration describing the time that the resource is busy processing write requests.

9.4.5 IOWorkload

9.4.5.1 Description

This structure may be used to describe an IO Workload.

9.4.5.2 Properties

The properties defined for the IOWorkload schema are summarized in [Table 17](#).

Table 17: [IOWorkload properties](#)

Property	Type	Notes
Components [{}]	array (object) (null)	The value shall be an array of IO workload component descriptions. This structure may be used to describe a component of an IO workload. For property details, see IOWorkloadComponent.
Name	string read-write (null)	The value shall be a name of the workload. It should be constructed as OrgID:WorkloadID. Examples: ACME:DSS, ACME:DSS-REP, ACME:Exchange, ACME:OLTP, ACME:OLTP-REPA. An organization may define a set of well known workloads.

9.4.6 IOWorkloadComponent

9.4.6.1 Description

This structure may be used to describe a component of an IO workload.

9.4.6.2 Properties

The properties defined for the IOWorkloadComponent schema are summarized in [Table 18](#).

Table 18: [IOWorkloadComponent properties](#)

Property	Type	Notes
AverageIOBytes	integer (By) read-write (null)	The value shall be the expected average I/O size.
Duration	string (s) read-write (null)	The value of each entry shall be an ISO 8601 duration that shall specify the expected length of time that this component is applied to the workload. This attribute shall be specified if a schedule is specified and otherwise shall not be specified.
IOAccessPattern	string (enum) read-write (null)	The enumeration literal shall be the expected access pattern. <i>For the possible property values, see IOAccessPattern in Property details.</i>
PercentOfData	integer (%) read-write (null)	The value shall be the expected percent of the data referenced by the workload that is covered by this component.
PercentOfIOPS	integer (%) read-write (null)	The value shall be the expected percent of the total IOPS for this workload that is covered by this component.
Schedule {}	object	The value shall specifies when this workload component is applied to the overall workload. For property details, see Schedule v1.2.2).

9.4.6.3 Property details

9.4.6.3.1 IOAccessPattern:

The defined property values are listed in [Table 19](#). The enumeration literal shall be the expected access pattern.

Table 19: [IOAccessPattern](#) property values

string	Description
RandomReadAgain	Use of this enumeration literal shall indicate an access pattern of random reads of cached data.
RandomReadNew	Use of this enumeration literal shall indicate an access pattern of random reads of uncached data.
ReadWrite	Use of this enumeration literal shall indicate a Uniform distribution of reads and writes.
SequentialRead	Use of this enumeration literal shall indicate a sequential read pattern of access.
SequentialWrite	Use of this enumeration literal shall indicate a sequential write pattern of access.

9.4.7 Location

9.4.7.1 Description

This type shall describe the location of a resource.

9.4.7.2 Properties

The properties defined for the Location schema are summarized in [Table 20](#).

Table 20: [Location](#) properties

Property	Type	Notes
AltitudeMeters (<i>v1.6+</i>)	number (m) <i>read- write (null)</i>	This property shall contain the altitude of the resource in meters.
Contacts (<i>v1.7+</i>) [{	array	This property shall contain an array of contact information for an individual or organization responsible for this resource.
ContactName (<i>v1.7+</i>)	string <i>read- write (null)</i>	This property shall contain the name of a person or organization to contact for information about this resource.
EmailAddress (<i>v1.7+</i>)	string <i>read- write (null)</i>	This property shall contain the email address for a person or organization to contact for information about this resource.
PhoneNumber (<i>v1.7+</i>)	string <i>read- write (null)</i>	This property shall contain the phone number for a person or organization to contact for information about this resource.
}]		
Info (<i>v1.1+, deprecated v1.5</i>)	string <i>read- only (null)</i>	This property shall represent the location of the resource. <i>Deprecated in v1.5 and later. This property has been deprecated in favor of the PostalAddress, Placement, and PartLocation properties.</i>
InfoFormat (<i>v1.1+, deprecated v1.5</i>)	string <i>read- only (null)</i>	This property shall represent the Info property format. <i>Deprecated in v1.5 and later. This property has been deprecated in favor of the PostalAddress, Placement, and PartLocation properties.</i>
Latitude (<i>v1.6+</i>)	number (deg) <i>read- write (null)</i>	This property shall contain the latitude of the resource specified in degrees using a decimal format and not minutes or seconds.
Longitude (<i>v1.6+</i>)	number (deg) <i>read- write (null)</i>	This property shall contain the longitude of the resource specified in degrees using a decimal format and not minutes or seconds.

Property	Type	Notes
Oem (v1.1+) {}	object	This property shall contain the OEM extensions. All values for properties contained in this object shall conform to the Redfish Specification-described requirements. For property details, see Oem.
PartLocation (v1.5+) {	object	The location within a resource. This representation shall indicate the location within the Placement.
LocationOrdinalValue (v1.5+)	integer read-only (null)	This property shall contain the number that represents the location of the part based on the LocationType. LocationOrdinalValue shall be measured based on the Orientation value starting with 0.
LocationType (v1.5+)	string (enum) read-only (null)	This property shall contain the type of location of the part, such as slot, bay, socket and slot. <i>For the possible property values, see LocationType in Property details.</i>
Orientation (v1.5+)	string (enum) read-only (null)	This property shall contain the orientation for the ordering used by the LocationOrdinalValue property. <i>For the possible property values, see Orientation in Property details.</i>
Reference (v1.5+)	string (enum) read-only (null)	This property shall contain the general location within the unit of the part. <i>For the possible property values, see Reference in Property details.</i>
ServiceLabel (v1.5+)	string read-only (null)	This property shall contain the label assigned for service at the part location.
}		
Placement (v1.3+) {	object	This property shall contain a place within the addressed location.
AdditionalInfo (v1.7+)	string read-write (null)	This property shall contain additional information, such as Tile, Column (Post), Wall, or other designation that describes a location that cannot be conveyed with other properties defined for the Placement object.
Rack (v1.3+)	string read-write (null)	This property shall contain the name of the rack within a row.
RackOffset (v1.3+)	integer read-write (null)	The vertical location of the item in the rack. Rack offset units shall be measured from bottom to top, starting with 0.
RackOffsetUnits (v1.3+)	string (enum) read-write (null)	This property shall contain a RackUnit enumeration literal that indicates the type of rack units in use. <i>For the possible property values, see RackOffsetUnits in Property details.</i>
Row (v1.3+)	string read-write (null)	This property shall contain the name of the row.
}		
PostalAddress (v1.3+) {	object	This property shall contain a postal address of the resource.
AdditionalCode (v1.3+)	string read-write (null)	The value shall conform to the RFC5139-defined requirements of the ADDCODE field.

Property	Type	Notes
AdditionalInfo (<i>v1.7+</i>)	string <i>read-write</i> <i>(null)</i>	The value shall conform to the requirements of the LOC field as defined in RFC5139. Provides additional information.
Building (<i>v1.3+</i>)	string <i>read-write</i> <i>(null)</i>	The value shall conform to the RFC5139-defined requirements of the BLD field. Names the building.
City (<i>v1.3+</i>)	string <i>read-write</i> <i>(null)</i>	The value shall conform to the RFC5139-defined requirements of the A3 field. Names a city, township, or shi (JP).
Community (<i>v1.3+</i>)	string <i>read-write</i> <i>(null)</i>	The value shall conform to the RFC5139-defined requirements of the PCN field. A postal community name.
Country (<i>v1.3+</i>)	string <i>read-write</i> <i>(null)</i>	The value shall conform to the RFC5139-defined requirements of the Country field.
District (<i>v1.3+</i>)	string <i>read-write</i> <i>(null)</i>	The value shall conform to the RFC5139-defined requirements of the A2 field. Names a county, parish, gun (JP), or district (IN).
Division (<i>v1.3+</i>)	string <i>read-write</i> <i>(null)</i>	The value shall conform to the RFC5139-defined requirements of the A4 field. Names a city division, borough, city district, ward, or chou (JP).
Floor (<i>v1.3+</i>)	string <i>read-write</i> <i>(null)</i>	The value shall conform to the RFC5139-defined requirements of the FLR field. Provides a floor designation.
GPSCoords (<i>v1.3+</i> , <i>deprecated v1.6</i>)	string <i>read-write</i> <i>(null)</i>	The value shall conform to the RFC5139-defined requirements of the ADDCODE field. Shall contain the GPS coordinates of the location. If furnished, expressed in the '[<i>-</i>][nn]n.nnnnnn, [<i>-</i>][nn]n.nnnnnn' format. For example, two comma-separated positive or negative numbers with six decimal places of precision. <i>Deprecated in v1.6 and later. This property has been deprecated in favor of the Longitude and Latitude properties.</i>
HouseNumber (<i>v1.3+</i>)	integer <i>read-write</i> <i>(null)</i>	The value shall conform to the RFC5139-defined requirements of the HNO field. The numeric portion of the house number.
HouseNumberSuffix (<i>v1.3+</i>)	string <i>read-write</i> <i>(null)</i>	The value shall conform to the RFC5139-defined requirements of the HNS field. Provides a suffix to a house number, (F, B, or 1/2).
Landmark (<i>v1.3+</i>)	string <i>read-write</i> <i>(null)</i>	The value shall conform to the RFC5139-defined requirements of the LMK field. Identifies a landmark or vanity address.
LeadingStreetDirection (<i>v1.3+</i>)	string <i>read-write</i> <i>(null)</i>	The value shall conform to the requirements of the PRD field as defined in RFC5139. Names a leading street direction, (N, W, or SE).

Property	Type	Notes
Location (<i>v1.3+</i> , <i>deprecated v1.7</i>)	string <i>read-write</i> <i>(null)</i>	The value shall conform to the RFC5139-defined requirements of the LOC field. Provides additional information. <i>Deprecated in v1.7 and later. This property has been deprecated in favor of the AdditionalInfo property.</i>
Name (<i>v1.3+</i>)	string <i>read-write</i> <i>(null)</i>	The value shall conform to the RFC5139-defined requirements of the NAM field. Names the occupant.
Neighborhood (<i>v1.3+</i>)	string <i>read-write</i> <i>(null)</i>	The value shall conform to the RFC5139-defined requirements of the A5 field. Names a neighborhood or block.
PlaceType (<i>v1.3+</i>)	string <i>read-write</i> <i>(null)</i>	The value shall conform to the RFC5139-defined requirements of the PLC field. Examples include office and residence.
POBox (<i>v1.3+</i>)	string <i>read-write</i> <i>(null)</i>	The value shall conform to the RFC5139-defined requirements of the POBOX field. A post office box (PO box).
PostalCode (<i>v1.3+</i>)	string <i>read-write</i> <i>(null)</i>	The value shall conform to the RFC5139-defined requirements of the PC field. A postal code (or zip code).
Road (<i>v1.3+</i>)	string <i>read-write</i> <i>(null)</i>	The value shall conform to the RFC5139-defined requirements of the RD field. Designates a primary road or street.
RoadBranch (<i>v1.3+</i>)	string <i>read-write</i> <i>(null)</i>	The value shall conform to the RFC5139-defined requirements of the RDBR field. Shall contain a post office box (PO box) road branch.
RoadPostModifier (<i>v1.3+</i>)	string <i>read-write</i> <i>(null)</i>	The value shall conform to the RFC5139-defined requirements of the POM field. For example, Extended.
RoadPreModifier (<i>v1.3+</i>)	string <i>read-write</i> <i>(null)</i>	The value shall conform to the RFC5139-defined requirements of the PRM field. For example, Old or New.
RoadSection (<i>v1.3+</i>)	string <i>read-write</i> <i>(null)</i>	The value shall conform to the RFC5139-defined requirements of the RDSEC field. A road section.
RoadSubBranch (<i>v1.3+</i>)	string <i>read-write</i> <i>(null)</i>	The value shall conform to the RFC5139-defined requirements of the RDSUBBR field.
Room (<i>v1.3+</i>)	string <i>read-write</i> <i>(null)</i>	The value shall conform to the RFC5139-defined requirements of the ROOM field. A name or number of a room to locate the resource within the unit.

Property	Type	Notes
Seat (<i>v1.3+</i>)	string <i>read-write</i> (null)	The value shall conform to the RFC5139-defined requirements of the SEAT field. A name or number of a seat, such as the desk, cubicle, or workstation.
Street (<i>v1.3+</i>)	string <i>read-write</i> (null)	The value shall conform to the RFC5139-defined requirements of the A6 field. Names a street.
StreetSuffix (<i>v1.3+</i>)	string <i>read-write</i> (null)	The value shall conform to the RFC5139-defined requirements of the STS field. Names a street suffix.
Territory (<i>v1.3+</i>)	string <i>read-write</i> (null)	The value shall conform to the RFC5139-defined requirements of the A1 field when it names a territory, state, region, province, or prefecture within a country.
TrailingStreetSuffix (<i>v1.3+</i>)	string <i>read-write</i> (null)	The value shall conform to the RFC5139-defined requirements of the POD field. Names a trailing street suffix.
Unit (<i>v1.3+</i>)	string <i>read-write</i> (null)	The value shall conform to the RFC5139-defined requirements of the UNIT field. The name or number of a unit, such as the apartment or suite, to locate the resource.
}		

9.4.7.3 Property details

9.4.7.3.1 LocationType:

The defined property values are listed in [Table 21](#). This property shall contain the type of location of the part, such as slot, bay, socket and slot.

Table 21: [LocationType property values](#) ##### Orientation:

string	Description
Bay	Bay shall indicate the type of PartLocation is of the Bay type.
Connector	Connector shall indicate the type of PartLocation is of the Connector type.
Slot	Slot shall indicate the type of PartLocation is of the Slot type.
Socket	Socket shall indicate the type of PartLocation of the Socket type.

The defined property values are listed in [Table 22](#). This property shall contain the orientation for the ordering used by the LocationOrdinalValue property.

Table 22: [Orientation property values](#) ##### RackOffsetUnits:

string	Description
BackToFront	This value shall be used to indicate the ordering for LocationOrdinalValue is back to front.
BottomToTop	This value shall be used to indicate the ordering for LocationOrdinalValue is bottom to top.
FrontToBack	This value shall be used to indicate the ordering for LocationOrdinalValue is front to back.
LeftToRight	This value shall be used to indicate the ordering for LocationOrdinalValue is left to right.
RightToLeft	This value shall be used to indicate the ordering for LocationOrdinalValue is right to left.
TopToBottom	This value shall be used to indicate the ordering for LocationOrdinalValue is top to bottom.

The defined property values are listed in [Table 23](#). This property shall contain a RackUnit enumeration literal that indicates the type of rack units in use.

Table 23: [RackOffsetUnits property values](#) ##### Reference:

string	Description
EIA_310	Rack units shall conform to the EIA-310 standard.
OpenU	Rack units shall be specified in terms of the Open Compute Open Rack Specification.

The defined property values are listed in [Table 24](#). This property shall contain the general location within the unit of the part.

Table 24: [Reference property values](#)

string	Description
Bottom	This value shall be used to indicate the part is in the bottom of the unit.
Front	This value shall be used to indicate the part is in the front of the unit.
Left	This value shall be used to indicate the part is on the left side of the unit.
Middle	This value shall be used to indicate the part is in the middle of the unit.
Rear	This value shall be used to indicate the part is in the rear of the unit.
Right	This value shall be used to indicate the part is on the right side of the unit.
Top	This value shall be used to indicate the part is in the top of the unit.

9.4.8 Oem

9.4.8.1 Description

This object represents the OEM properties. The resource values shall comply with the Redfish Specification-described requirements.

9.4.8.2 Properties

The properties defined for the Oem schema are summarized in [Table 25](#).

Table 25: [Oem properties](#)

Property	Type	Notes
(pattern) {}	object	Property names follow regular expression pattern “^[A-Za-z0-9_]+\$”

9.4.9 ReplicaInfo

9.4.9.1 Description

The value shall define the characteristics of a replica.

9.4.9.2 Properties

The properties defined for the ReplicaInfo schema are summarized in [Table 26](#).

Table 26: [ReplicaInfo properties](#)

Property	Type	Notes
ConsistencyEnabled	boolean <i>read-only</i> <i>(null)</i>	If true, consistency shall be enabled across the source and its associated target replica(s). The default value for this property is false.
ConsistencyState	string (enum) <i>read-only</i> <i>(null)</i>	The ConsistencyState enumeration literal shall indicate the current state of consistency. <i>For the possible property values, see ConsistencyState in Property details.</i>
ConsistencyStatus	string (enum) <i>read-only</i> <i>(null)</i>	The ConsistencyStatus enumeration literal shall specify the current status of consistency. Consistency may have been disabled or is experiencing an error condition. <i>For the possible property values, see ConsistencyStatus in Property details.</i>
ConsistencyType	string (enum) <i>read-only</i> <i>(null)</i>	The ConsistencyType enumeration literal shall indicate the consistency type used by the source and its associated target group. <i>For the possible property values, see ConsistencyType in Property details.</i>
DataProtectionLineOfService (v1.1+) {}	object	The value shall be a pointer to the data protection line of service that describes this replica. See the <i>DataProtectionLineOfService</i> schema for details on this property.
@odata.id	string <i>read-write</i>	Link to a DataProtectionLineOfService resource. See the Links section and the <i>DataProtectionLineOfService</i> schema for details.

Property	Type	Notes
}		
FailedCopyStopsHostIO	boolean <i>read-only</i> <i>(null)</i>	If true, the storage array shall stop receiving data to the source element if copying to a remote element fails. The default value for this property is false.
PercentSynced	integer (%) <i>read-only</i> <i>(null)</i>	Specifies the percent of the work completed to reach synchronization. Shall not be instantiated if implementation is not capable of providing this information. If related to a group, then PercentSynced shall be an average of the PercentSynced across all members of the group.
Replica {	object	Deprecated - Use Source Replica. The value shall reference the resource that is the source of this replica.
@odata.id	string (URI) <i>read-only</i>	The value of this property shall be the unique identifier for the resource and it shall be of the form defined in the Redfish specification.
}		
ReplicaFaultDomain (<i>v1.3+</i>)	string (enum) <i>read-only</i> <i>(null)</i>	The ReplicaFaultDomain enumeration literal shall describe the fault domain (local or remote) of the replica relationship. <i>For the possible property values, see ReplicaFaultDomain in Property details.</i>
ReplicaPriority	string (enum) <i>read-only</i> <i>(null)</i>	The enumeration literal shall specify the priority of background copy engine I/O to be managed relative to host I/O operations during a sequential background copy operation. <i>For the possible property values, see ReplicaPriority in Property details.</i>
ReplicaProgressStatus	string (enum) <i>read-only</i> <i>(null)</i>	The ReplicaProgressStatus enumeration literal shall specify the status of the session with respect to Replication activity. <i>For the possible property values, see ReplicaProgressStatus in Property details.</i>
ReplicaReadOnlyAccess	string (enum) <i>read-only</i> <i>(null)</i>	The enumeration literal shall specify whether the source, the target, or both elements are read only to the host. <i>For the possible property values, see ReplicaReadOnlyAccess in Property details.</i>
ReplicaRecoveryMode	string (enum) <i>read-only</i> <i>(null)</i>	The enumeration literal shall specify whether the copy operation continues after a broken link is restored. <i>For the possible property values, see ReplicaRecoveryMode in Property details.</i>
ReplicaRole	string (enum) <i>read-only</i> <i>(null)</i>	The ReplicaRole enumeration literal shall represent the source or target role of this replica as known to the containing resource. <i>For the possible property values, see ReplicaRole in Property details.</i>
ReplicaSkewBytes	integer (By) <i>read-only</i> <i>(null)</i>	Applies to Adaptive mode and it describes maximum number of bytes the SyncedElement (target) can be out of sync. If the number of out-of-sync bytes exceeds the skew value, ReplicaUpdateMode shall be switched to synchronous.

Property	Type	Notes
ReplicaState	string (enum) <i>read-only</i> (null)	The ReplicaState enumeration literal shall specify the state of the relationship with respect to Replication activity. <i>For the possible property values, see ReplicaState in Property details.</i>
ReplicaType	string (enum) <i>read-only</i> (null)	The ReplicaType enumeration literal shall describe the intended outcome of the replication. <i>For the possible property values, see ReplicaType in Property details.</i>
ReplicaUpdateMode	string (enum) <i>read-only</i> (null)	The enumeration literal shall specify whether the target elements will be updated synchronously or asynchronously. <i>For the possible property values, see ReplicaUpdateMode in Property details.</i>
RequestedReplicaState	string (enum) <i>read-only</i> (null)	The last requested or desired state for the relationship. The actual state of the relationship shall be represented by ReplicaState. When RequestedState reaches the requested state, this property shall be null. <i>For the possible property values, see RequestedReplicaState in Property details.</i>
SourceReplica (v1.2+) {	object	The value shall reference the resource that is the source of this replica.
@odata.id	string (URI) <i>read-only</i>	The value of this property shall be the unique identifier for the resource and it shall be of the form defined in the Redfish specification.
}		
SyncMaintained	boolean <i>read-only</i> (null)	If true, Synchronization shall be maintained. The default value for this property is false.
UndiscoveredElement	string (enum) <i>read-only</i> (null)	The enumeration literal shall specify whether the source, the target, or both elements involved in a copy operation are undiscovered. An element is considered undiscovered if its object model is not known to the service performing the copy operation. <i>For the possible property values, see UndiscoveredElement in Property details.</i>
WhenActivated	string (%) <i>read-only</i> (null)	The value shall be an ISO 8601 conformant time of day that specifies when the point-in-time copy was taken or when the replication relationship is activated, reactivated, resumed or re-established. This property shall be null if the implementation is not capable of providing this information.
WhenDeactivated	string (%) <i>read-only</i> (null)	The value shall be an ISO 8601 conformant time of day that specifies when the replication relationship is deactivated. Do not instantiate this property if implementation is not capable of providing this information.
WhenEstablished	string (%) <i>read-only</i> (null)	The value shall be an ISO 8601 conformant time of day that specifies when the replication relationship is established. Do not instantiate this property if implementation is not capable of providing this information.
WhenSuspended	string (%) <i>read-only</i> (null)	The value shall be an ISO 8601 conformant time of day that specifies when the replication relationship is suspended. Do not instantiate this property if implementation is not capable of providing this information.

Property	Type	Notes
WhenSynced	string <i>read-only</i> <i>(null)</i>	The value shall be an ISO 8601 conformant time of day that specifies when the elements were synchronized.
WhenSynchronized	string (%) <i>read-only</i> <i>(null)</i>	The value shall be an ISO 8601 conformant time of day that specifies when the replication relationship is synchronized. Do not instantiate this property if implementation is not capable of providing this information.

9.4.9.3 Property details

9.4.9.3.1 ConsistencyState:

The defined property values are listed in [Table 27](#). The ConsistencyState enumeration literal shall indicate the current state of consistency.

Table 27: [ConsistencyState property values](#) ##### ConsistencyStatus:

string	Description
Consistent	This enumeration literal shall indicate that the source and target shall be consistent.
Inconsistent	This enumeration literal shall indicate that the source and target are not required to be consistent.

The defined property values are listed in [Table 28](#). The ConsistencyStatus enumeration literal shall specify the current status of consistency. Consistency may have been disabled or is experiencing an error condition.

Table 28: [ConsistencyStatus property values](#) ##### ConsistencyType:

string	Description
Consistent	This enumeration literal shall indicate that the source and target are consistent.
Disabled	This enumeration literal shall indicate that the source and target have consistency disabled.
InError	This enumeration literal shall indicate that the source and target are not consistent.
InProgress	This enumeration literal shall indicate that the source and target are becoming consistent.

The defined property values are listed in [Table 29](#). The ConsistencyType enumeration literal shall indicate the consistency type used by the source and its associated target group.

Table 29: [ConsistencyType property values](#) ##### ReplicaFaultDomain:

string	Description
SequentiallyConsistent	This enumeration literal shall indicate that the source and target shall be sequentially consistent.

The defined property values are listed in [Table 30](#). The ReplicaFaultDomain enumeration literal shall describe the fault domain (local or remote) of the replica relationship.

Table 30: [ReplicaFaultDomain property values](#) ##### ReplicaPriority:

string	Description
Local	This enumeration literal shall indicate that the source and target replicas are contained within a single fault domain.
Remote	This enumeration literal shall indicate that the source and target replicas are in separate fault domains.

The defined property values are listed in [Table 31](#). The enumeration literal shall specify the priority of background copy engine I/O to be managed relative to host I/O operations during a sequential background copy operation.

Table 31: [ReplicaPriority property values](#) ##### ReplicaProgressStatus:

string	Description
High	Copy engine I/O shall have a higher priority than host I/O.
Low	Copy engine I/O shall have a lower priority than host I/O.
Same	Copy engine I/O shall have the same priority as host I/O.
Urgent	Regardless of the host I/O requests, the Copy operation shall be performed as soon as possible.

The defined property values are listed in [Table 32](#). The ReplicaProgressStatus enumeration literal shall specify the status of the session with respect to Replication activity.

Table 32: [ReplicaProgressStatus property values](#) ##### ReplicaReadOnlyAccess:

string	Description
Aborting	This enumeration literal shall indicate that replication has an abort in progress.
Completed	This enumeration literal shall indicate that the request is completed. Data flow is idle.
Detaching	This enumeration literal shall indicate that replication has a detach in progress.
Dormant	This enumeration literal shall indicate that the data flow is inactive, suspended or quiesced.
FailingBack	This enumeration literal shall indicate that replication is undoing the result of failover.

string	Description
FailingOver	This enumeration literal shall indicate that replication is in the process of switching source and target.
Fracturing	This enumeration literal shall indicate that replication has a fracture in progress.
Initializing	This enumeration literal shall indicate that replication is in the process of establishing source/replica relationship and the data flow has not started.
Mixed	This enumeration literal shall indicate that replication status is mixed across element pairs in a replication group. Generally, the individual statuses need to be examined.
Pending	This enumeration literal shall indicate that the flow of data has stopped momentarily due to limited bandwidth or a busy system.
Preparing	This enumeration literal shall indicate that replication has preparation in progress.
RequiresActivate	This enumeration literal shall indicate that the requested operation has completed, however, the synchronization relationship needs to be activated before further copy operations can be issued.
RequiresDetach	This enumeration literal shall indicate that the requested operation has completed, however, the synchronization relationship needs to be detached before further copy operations can be issued.
RequiresFracture	This enumeration literal shall indicate that the requested operation has completed, however, the synchronization relationship needs to be fractured before further copy operations can be issued.
RequiresResume	This enumeration literal shall indicate that the requested operation has completed, however, the synchronization relationship needs to be resumed before further copy operations can be issued.
RequiresResync	This enumeration literal shall indicate that the requested operation has completed, however, the synchronization relationship needs to be resynced before further copy operations can be issued.
RequiresSplit	This enumeration literal shall indicate that the requested operation has completed, however, the synchronization relationship needs to be split before further copy operations can be issued.
Restoring	This enumeration literal shall indicate that replication has a restore in progress.
Resyncing	This enumeration literal shall indicate that replication has resynchronization in progress.
Splitting	This enumeration literal shall indicate that replication has a split in progress.
Suspending	This enumeration literal shall indicate that replication has a copy operation in the process of being suspended.
Synchronizing	This enumeration literal shall indicate that replication has synchronization in progress.
Terminating	This enumeration literal shall indicate that the replication relationship is in the process of terminating.

The defined property values are listed in [Table 33](#). The enumeration literal shall specify whether the source, the target, or both elements are read only to the host.

Table 33: [ReplicaReadOnlyAccess property values](#) ##### ReplicaRecoveryMode:

string	Description
Both	Both the source and the target elements shall be read only to the host.
ReplicaElement	The replica element shall be read-only to the host.
SourceElement	The source element shall be read-only to the host.

The defined property values are listed in [Table 34](#). The enumeration literal shall specify whether the copy operation continues after a broken link is restored.

Table 34: [ReplicaRecoveryMode property values](#) ##### ReplicaRole:

string	Description
Automatic	The copy operation shall resume automatically.
Manual	The ReplicaState shall be set to Suspended after the link is restored. It is required to issue the Resume operation to continue.

The defined property values are listed in [Table 35](#). The ReplicaRole enumeration literal shall represent the source or target role of this replica as known to the containing resource.

Table 35: [ReplicaRole property values](#) ##### ReplicaState:

string	Description
Source	This enumeration literal shall indicate a source element.
Target	This enumeration literal shall indicate target element.

The defined property values are listed in [Table 36](#). The ReplicaState enumeration literal shall specify the state of the relationship with respect to Replication activity.

Table 36: [ReplicaState property values](#) ##### ReplicaType:

string	Description
Aborted	This enumeration literal shall indicate that the copy operation is aborted with the Abort operation. The Resync Replica operation can be used to restart the copy operation.
Broken	This enumeration literal shall indicate that the relationship is non-functional due to errors in the source, the target, the path between the two or space constraints.
Failedover	This enumeration literal shall indicate that the reads and writes are sent to the target element. The source element may not be reachable.
Fractured	This enumeration literal shall indicate that the Target is split from the source. The target may not be consistent.
Inactive	This enumeration literal shall indicate that data flow has stopped, writes to source element shall not be sent to target element.

string	Description
Initialized	This enumeration literal shall indicate that the link to enable replication is established and source/replica elements are associated, but the data flow has not started.
Invalid	This enumeration literal shall indicate that the storage server is unable to determine the state of the replication relationship, for example, after the connection is restored; however, either source or target elements have an unknown status.
Mixed	This enumeration literal shall indicate the ReplicaState of GroupSynchronized. The value indicates the StorageSynchronized relationships of the elements in the group have different ReplicaState values.
Partitioned	This enumeration literal shall indicate that the state of replication relationship can not be determined, for example, due to a connection problem.
Prepared	This enumeration literal shall indicate that initialization is completed, however, the data flow has not started.
Restored	This enumeration literal shall indicate that the source element was restored from the target element.
Skewed	This enumeration literal shall indicate that the target has been modified and is no longer synchronized with the source element or the point-in-time view.
Split	This enumeration literal shall indicate that the target element was gracefully (or systematically) split from its source element – consistency shall be guaranteed.
Suspended	This enumeration literal shall indicate that the data flow between the source and target elements has stopped. Writes to source element shall be held until the relationship is Resumed.
Synchronized	This enumeration literal shall indicate that for Mirror, Snapshot, or Clone replication, the target represents a copy of the source.
Unsynchronized	This enumeration literal shall indicate that not all the source element data has been copied to the target element.

The defined property values are listed in [Table 37](#). The ReplicaType enumeration literal shall describe the intended outcome of the replication.

Table 37: [ReplicaType property values](#) ##### ReplicaUpdateMode:

string	Description
Clone	This enumeration literal shall indicate that replication shall create a point in time, full copy the source.
Mirror	This enumeration literal shall indicate that replication shall create and maintain a copy of the source.
Snapshot	This enumeration literal shall indicate that replication shall create a point in time, virtual copy of the source.
TokenizedClone	This enumeration literal shall indicate that replication shall create a token based clone.

The defined property values are listed in [Table 38](#). The enumeration literal shall specify whether the target elements will be updated synchronously or asynchronously.

Table 38: [ReplicaUpdateMode property values](#) ##### RequestedReplicaState:

string	Description
Active	This enumeration literal shall indicate Active-Active (i.e. bidirectional) synchronous updates.
Adaptive	This enumeration literal shall indicate that an implementation may switch between synchronous and asynchronous modes.
Asynchronous	This enumeration literal shall indicate Asynchronous updates.
Synchronous	This enumeration literal shall indicate Synchronous updates.

The defined property values are listed in [Table 39](#). The last requested or desired state for the relationship. The actual state of the relationship shall be represented by ReplicaState. When RequestedState reaches the requested state, this property shall be null.

Table 39: [RequestedReplicaState property values](#) ##### UndiscoveredElement:

string	Description
Aborted	This enumeration literal shall indicate that the copy operation is aborted with the Abort operation. The Resync Replica operation can be used to restart the copy operation.
Broken	This enumeration literal shall indicate that the relationship is non-functional due to errors in the source, the target, the path between the two or space constraints.
Failedover	This enumeration literal shall indicate that the reads and writes are sent to the target element. The source element may not be reachable.
Fractured	This enumeration literal shall indicate that the Target is split from the source. The target may not be consistent.
Inactive	This enumeration literal shall indicate that data flow has stopped, writes to source element shall not be sent to target element.
Initialized	This enumeration literal shall indicate that the link to enable replication is established and source/replica elements are associated, but the data flow has not started.
Invalid	This enumeration literal shall indicate that the storage server is unable to determine the state of the replication relationship, for example, after the connection is restored; however, either source or target elements have an unknown status.
Mixed	This enumeration literal shall indicate the ReplicaState of GroupSynchronized. The value indicates the StorageSynchronized relationships of the elements in the group have different ReplicaState values.
Partitioned	This enumeration literal shall indicate that the state of replication relationship can not be determined, for example, due to a connection problem.
Prepared	This enumeration literal shall indicate that initialization is completed, however, the data flow has not started.
Restored	This enumeration literal shall indicate that the source element was restored from the target element.
Skewed	This enumeration literal shall indicate that the target has been modified and is no longer synchronized with the source element or the point-in-time view.
Split	This enumeration literal shall indicate that the target element was gracefully (or systematically) split from its source element – consistency shall be guaranteed.
Suspended	This enumeration literal shall indicate that the data flow between the source and target elements has stopped. Writes to source element shall be held until the relationship is Resumed.

string	Description
Synchronized	This enumeration literal shall indicate that for Mirror, Snapshot, or Clone replication, the target represents a copy of the source.
Unsynchronized	This enumeration literal shall indicate that not all the source element data has been copied to the target element.

The defined property values are listed in [Table 40](#). The enumeration literal shall specify whether the source, the target, or both elements involved in a copy operation are undiscovered. An element is considered undiscovered if its object model is not known to the service performing the copy operation.

Table 40: [UndiscoveredElement](#) property values

string	Description
ReplicaElement	This enumeration literal shall indicate that the replica element is undiscovered.
SourceElement	This enumeration literal shall indicate that the source element is undiscovered.

9.4.10 ReplicaRequest

9.4.10.1 Description

A `ReplicaRequest` shall contain information about the `ReplicaSource` and the `ReplicaName`.

9.4.10.2 Properties

The properties defined for the `ReplicaRequest` schema are summarized in [Table 41](#).

Table 41: [ReplicaRequest](#) properties

Property	Type	Notes
ReplicaName (<i>v1.1+</i>)	string <i>read-write</i> (<i>null</i>)	The value shall be the names of the replica.
ReplicaSource (<i>v1.1+</i>) {	object	The value shall reference a resource to be replicated.
@odata.id	string (URI) <i>read-only</i>	The value of this property shall be the unique identifier for the resource and it shall be of the form defined in the Redfish specification.
}		

9.4.11 Schedule

9.4.11.1 Description

The properties of this type shall schedule a series of occurrences.

9.4.11.2 Properties

The properties defined for the `Schedule` schema are summarized in [Table 42](#).

Table 42: [Schedule](#) properties

Property	Type	Notes
EnabledDaysOfMonth []	array (integer, null) <i>read-write</i>	This property shall contain the days of the month when scheduled occurrences are enabled, for enabled days of week and months of year. If the array contains a single value of 0, or if the property is not present, all days of the month shall be enabled.
EnabledDaysOfWeek []	array (string (enum)) <i>read-write</i> (<i>null</i>)	Days of the week when scheduled occurrences are enabled. If not present, all days of the week shall be enabled. Days of the week. <i>For the possible property values, see EnabledDaysOfWeek in Property details.</i>

Property	Type	Notes
EnabledIntervals (v1.1+) []	array (string, null) <i>read- write</i>	Each value shall be an ISO 8601 conformant interval specifying when occurrences are enabled.
EnabledMonthsOfYear []	array (string (enum)) <i>read- write (null)</i>	This property shall contain the months of the year when scheduled occurrences are enabled, for enabled days of week and days of month. If not present, all months of the year shall be enabled. Months of the year. <i>For the possible property values, see EnabledMonthsOfYear in Property details.</i>
InitialStartTime	string (date- time) <i>read- write (null)</i>	This property shall contain the date and time when the initial occurrence is scheduled to occur.
Lifetime	string <i>read- write (null)</i>	This property shall contain a Redfish Duration that describes the time after provisioning when the schedule expires. Pattern: -?P(D)?(T(H)?(M)?((.)?S)?)?
MaxOccurrences	integer <i>read- write (null)</i>	This property shall contain the maximum number of scheduled occurrences.
Name	string <i>read- write (null)</i>	The name of the schedule, which is constructed as OrgID:ScheduleName. Examples include ACME:Daily, ACME:Weekly, and ACME:FirstTuesday.
RecurrenceInterval	string <i>read- write (null)</i>	This property shall contain a Redfish Duration that describes the time until the next occurrence. Pattern: -?P(D)?(T(H)?(M)?((.)?S)?)?

9.4.11.3 Property details

9.4.11.3.1 EnabledDaysOfWeek:

The defined property values are listed in [Table 43](#). Days of the week when scheduled occurrences are enabled. If not present, all days of the week shall be enabled. Days of the week.

Table 43: [EnabledDaysOfWeek property values](#) ##### EnabledMonthsOfYear:

string	Description
Every	This value indicates that every day of the week has been selected. When used in array properties, such as for enabling a function on certain days, it shall be the only member in the array.
Friday	
Monday	
Saturday	
Sunday	
Thursday	
Tuesday	
Wednesday	

The defined property values are listed in [Table 44](#). This property shall contain the months of the year when scheduled occurrences are enabled, for enabled days of week and days of month. If not present, all months of the year shall be enabled. Months of the year.

Table 44: [EnabledMonthsOfYear property values](#)

string	Description
April	

string	Description
August	
December	
Every	This value indicates that every month of the year has been selected. When used in array properties, such as for enabling a function for certain months, it shall be the only member in the array.
February	
January	
July	
June	
March	
May	
November	
October	
September	

9.4.12 Status

9.4.12.1 Description

This type shall contain any status or health properties of a resource.

9.4.12.2 Properties

The properties defined for the Status schema are summarized in [Table 45](#).

Table 45: Status properties

Property	Type	Notes
Conditions [{	array	This property shall represent the active conditions requiring attention in this or a related resource that affects the Health or HealthRollup of this resource.
LogEntry {	object	This property shall contain a link to a resource of type LogEntry that represents the log entry created for this condition.
@odata.id	string (URI) <i>read-only</i>	The value of this property shall be the unique identifier for the resource and it shall be of the form defined in the Redfish specification.
}		
Message	string <i>read-only</i>	This property shall contain a human-readable message describing this condition.
MessageArgs []	array (string) <i>read-only</i>	This property shall contain an array of message arguments that are substituted for the arguments in the message when looked up in the message registry. It has the same semantics as the MessageArgs property in the Redfish MessageRegistry schema.
MessageId	string <i>read-only required</i>	This property shall contain a MessageId, as defined in the 'MessageId format' clause of the Redfish Specification.
OriginOfCondition {	object	This property shall contain a link to the resource or object that originated the condition. This property shall not be present if the condition was caused by this resource.
@odata.id	string (URI) <i>read-only</i>	The value of this property shall be the unique identifier for the resource and it shall be of the form defined in the Redfish specification.
}		
Severity	string (enum) <i>read-only</i>	This property shall contain the severity of the condition. Services can replace the value defined in the message registry with a value more applicable to the implementation. <i>For the possible property values, see Severity in Property details.</i>

Property	Type	Notes
Timestamp	string (date-time) <i>read-only</i>	This property shall indicate the time the condition occurred.
}]		
Health	string (enum) <i>read-only</i> <i>(null)</i>	This property shall represent the health state of the resource without considering its dependent resources. The values shall conform to those defined in the Redfish Specification. <i>For the possible property values, see Health in Property details.</i>
HealthRollup	string (enum) <i>read-only</i> <i>(null)</i>	This property shall represent the health state of the resource and its dependent resources. The values shall conform to those defined in the Redfish Specification. <i>For the possible property values, see HealthRollup in Property details.</i>
Oem {	object	This property shall contain the OEM extensions. All values for properties contained in this object shall conform to the Redfish Specification-described requirements.
(pattern) { }	object	Property names follow regular expression pattern “[A-Za-z0-9_]+\$”
}		
State	string (enum) <i>read-only</i> <i>(null)</i>	This property shall indicate whether and why this component is available. Enabled indicates the resource is available. Disabled indicates the resource has been intentionally made unavailable but it can be enabled. Offline indicates the resource is unavailable intentionally and requires action to make it available. InTest indicates that the component is undergoing testing. Starting indicates that the resource is becoming available. Absent indicates the resource is physically unavailable. <i>For the possible property values, see State in Property details.</i>

9.4.12.3 Property details

9.4.12.3.1 Health:

The defined property values are listed in [Table 46](#). This property shall represent the health state of the resource without considering its dependent resources. The values shall conform to those defined in the Redfish Specification.

Table 46: [Health property values](#) ##### HealthRollup:

string	Description
Critical	A critical condition requires immediate attention.
OK	Normal.
Warning	A condition requires attention.

The defined property values are listed in [Table 47](#). This property shall represent the health state of the resource and its dependent resources. The values shall conform to those defined in the Redfish Specification.

Table 47: [HealthRollup property values](#) ##### Severity:

string	Description
Critical	A critical condition requires immediate attention.
OK	Normal.
Warning	A condition requires attention.

The defined property values are listed in [Table 48](#). This property shall contain the severity of the condition. Services can replace the value defined in the message registry with a value more applicable to the implementation.

Table 48: [Severity property values](#) ##### State:

string	Description
Critical	A critical condition requires immediate attention.
OK	Normal.
Warning	A condition requires attention.

The defined property values are listed in [Table 49](#). This property shall indicate whether and why this component is available. Enabled indicates the resource is available. Disabled indicates the resource has been intentionally made unavailable but it can be enabled. Offline indicates the resource is unavailable intentionally and requires action to make it available. InTest indicates that the component is undergoing testing. Starting indicates that the resource is becoming available. Absent indicates the resource is physically unavailable.

Table 49: State property values

string	Description
Absent	This function or resource is either not present or detected.
Deferring (<i>v1.2+</i>)	The element does not process any commands but queues new requests.
Disabled	This function or resource is disabled.
Enabled	This function or resource is enabled.
InTest	This function or resource is undergoing testing, or is in the process of capturing information for debugging.
Qualified (<i>v1.9+</i>)	The element quality is within the acceptable range of operation.
Quiesced (<i>v1.2+</i>)	The element is enabled but only processes a restricted set of commands.
StandbyOffline	This function or resource is enabled but awaits an external action to activate it.
StandbySpare	This function or resource is part of a redundancy set and awaits a failover or other external action to activate it.
Starting	This function or resource is starting.
UnavailableOffline (<i>v1.1+</i>)	This function or resource is present but cannot be used.
Updating (<i>v1.2+</i>)	The element is updating and might be unavailable or degraded.

9.5 Swordfish Schema Types

9.5.1 CapacitySource 1.2.0

9.5.1.1 Description

This composition may be used to represent the source and type of storage capacity. At most one of the ProvidingDrives, ProvidingVolumes, ProvidingMemoryChunks, ProvidingMemory or ProvidingPools properties may have a value. If any of ProvidingDrives, ProvidingVolumes, ProvidingMemory or ProvidingPools reference more than one resource, allocation of capacity across those resources is implementation dependent.

9.5.1.2 URIs

/redfish/v1/Storage/{StorageId}/FileSystems/{FileSystemId}/CapacitySources/{CapacitySourceId}
 /redfish/v1/Storage/{StorageId}/StoragePools/{StoragePoolId}/CapacitySources/{CapacitySourceId}
 /redfish/v1/Storage/{StorageId}/Volumes/{VolumeId}/CapacitySources/{CapacitySourceId}
 /redfish/v1/StorageServices/{StorageServiceId}/FileSystems/{FileSystemId}/CapacitySources/{CapacitySourceId}
 /redfish/v1/StorageServices/{StorageServiceId}/StoragePools/{StoragePoolId}/CapacitySources/{CapacitySourceId}
 /redfish/v1/StorageServices/{StorageServiceId}/Volumes/{VolumeId}/CapacitySources/{CapacitySourceId}
 /redfish/v1/Systems/{ComputerSystemId}/Storage/{StorageId}/FileSystems/{FileSystemId}/CapacitySources/{CapacitySourceId}
 /redfish/v1/Systems/{ComputerSystemId}/Storage/{StorageId}/StoragePools/{StoragePoolId}/CapacitySources/{CapacitySourceId}
 /redfish/v1/Systems/{ComputerSystemId}/Storage/{StorageId}/Volumes/{VolumeId}/CapacitySources/{CapacitySourceId}

9.5.1.3 Properties

The properties defined for the CapacitySource 1.2.0 schema are summarized in [Table 50](#).

Table 50: CapacitySource 1.2.0 properties

Property	Type	Notes
Actions (<i>v1.1.2+</i>) {}	object	The Actions property shall contain the available actions for this resource.
Description	string <i>read-only</i> (null)	This object represents the description of this resource. The resource values shall comply with the Redfish Specification-described requirements.
Id	string <i>read-only</i> <i>required</i>	This property represents an identifier for the resource. The resource values shall comply with the Redfish Specification-described requirements.
Name	string <i>read-only</i> <i>required</i>	This object represents the name of this resource or array member. The resource values shall comply with the Redfish Specification-described requirements. This string value shall be of the 'Name' reserved word format.
Oem {}	object	This property shall contain the OEM extensions. All values for properties that this object contains shall conform to the Redfish Specification-described requirements. For property details, see Oem.
ProvidedCapacity {}	object	The value shall be the amount of space that has been provided from the ProvidingDrives, ProvidingVolumes, ProvidingMemory or ProvidingPools. For property details, see Capacity.

Property	Type	Notes
ProvidedClassOfService {	object	The value shall reference the provided ClassOfService from the ProvidingDrives, ProvidingVolumes, ProvidingMemoryChunks, ProvidingMemory or ProvidingPools. See the <i>ClassOfService</i> schema for details on this property.
@odata.id	string <i>read-only</i>	Link to a ClassOfService resource. See the Links section and the <i>ClassOfService</i> schema for details.
}		
ProvidingDrives {	object	If present, the value shall be a reference to a contributing drive or drives.
@odata.id	string (URI) <i>read-only</i>	The value of this property shall be the unique identifier for the resource and it shall be of the form defined in the Redfish specification.
}		
ProvidingMemory (v1.1+) {	object	If present, the value shall be a reference to the contributing memory.
@odata.id	string (URI) <i>read-only</i>	The value of this property shall be the unique identifier for the resource and it shall be of the form defined in the Redfish specification.
}		
ProvidingMemoryChunks (v1.1+) {	object	If present, the value shall be a reference to the contributing memory chunks.
@odata.id	string (URI) <i>read-only</i>	The value of this property shall be the unique identifier for the resource and it shall be of the form defined in the Redfish specification.
}		
ProvidingPools {	object	If present, the value shall be a reference to a contributing storage pool or storage pools. Contains a link to a resource.
@odata.id	string <i>read-only</i>	Link to Collection of <i>StoragePool</i> . See the StoragePool schema for details.
}		
ProvidingVolumes {	object	If present, the value shall be a reference to a contributing volume or volumes. Contains a link to a resource.
@odata.id	string <i>read-only</i>	Link to Collection of <i>Volume</i> . See the Volume schema for details.
}		

9.5.2 CapacitySourceCollection

9.5.2.1 URIs

/redfish/v1/Storage/{StorageId}/FileSystems/{FileSystemId}/CapacitySources /redfish/v1/Storage/{StorageId}/StoragePools/{StoragePoolId}/CapacitySources
 /redfish/v1/Storage/{StorageId}/Volumes/{VolumeId}/CapacitySources /redfish/v1/StorageServices/{StorageServiceId}/FileSystems/{FileSystemId}/CapacitySources
 /redfish/v1/StorageServices/{StorageServiceId}/StoragePools/{StoragePoolId}/CapacitySources /redfish/v1/StorageServices/{StorageServiceId}/Volumes/{VolumeId}/CapacitySources
 /redfish/v1/Systems/{ComputerSystemId}/Storage/{StorageId}/FileSystems/{FileSystemId}/CapacitySources
 /redfish/v1/Systems/{ComputerSystemId}/Storage/{StorageId}/StoragePools/{StoragePoolId}/CapacitySources
 /redfish/v1/Systems/{ComputerSystemId}/Storage/{StorageId}/Volumes/{VolumeId}/CapacitySources

9.5.2.2 Properties

The properties defined for the CapacitySourceCollection schema are summarized in [Table 51](#).

Table 51: [CapacitySourceCollection properties](#)

Property	Type	Notes

Property	Type	Notes
Description	string <i>read-only</i> (null)	This object represents the description of this resource. The resource values shall comply with the Redfish Specification-described requirements.
Members [{	array	The value of each member entry shall reference a CapacitySource resource.
@odata.id	string <i>read-only</i>	Link to a CapacitySource resource. See the Links section and the <i>CapacitySource</i> schema for details.
}]		
Members@odata.nextLink	string (URI) <i>read-only</i>	The value of this property shall be a URI to a resource, with the same @odata.type, containing the next set of partial members.
Name	string <i>read-only</i>	This object represents the name of this resource or array member. The resource values shall comply with the Redfish Specification-described requirements. This string value shall be of the 'Name' reserved word format.
Oem {}	object	This property shall contain the OEM extensions. All values for properties contained in this object shall conform to the Redfish Specification-described requirements. For property details, see Oem.

9.5.3 ClassOfService 1.2.0

9.5.3.1 Description

This resource shall define a service option composed of one or more line of service entities. ITIL defines a service option as a choice of utility or warranty for a service.

9.5.3.2 URIs

/redfish/v1/StorageServices/{StorageServiceId}/ClassesOfService/{ClassOfServiceId}

/redfish/v1/StorageServices/{StorageServiceId}/StoragePools/{StoragePoolId}/ClassesOfService/{ClassOfServiceId}

9.5.3.3 Properties

The properties defined for the ClassOfService 1.2.0 schema are summarized in [Table 52](#).

Table 52: [ClassOfService 1.2.0 properties](#)

Property	Type	Notes
Actions (v1.1+) {}	object	The Actions property shall contain the available actions for this resource.
ClassOfServiceVersion	string <i>read-write</i> (null)	The version describing the creation or last modification of this service option specification. The string representing the version shall be in the form: M + '.' + N + '.' + U Where: M - The major version (in numeric form). N - The minor version (in numeric form). U - The update (e.g. errata or patch in numeric form).
DataProtectionLinesOfService (v1.1.1+) [{	array	The value shall be a set of data protection service options. Within a class of service, one data protection service option shall be present for each replication session.
@odata.id	string <i>read-write</i>	Link to a DataProtectionLineOfService resource. See the Links section and the <i>DataProtectionLineOfService</i> schema for details.
}]		
DataSecurityLinesOfService (v1.1.1+) [{	array	The value shall be a set of data security service options.
@odata.id	string <i>read-write</i>	Link to a DataSecurityLineOfService resource. See the Links section and the <i>DataSecurityLineOfService</i> schema for details.
}]		
DataStorageLinesOfService (v1.1.1+) [{	array	The value shall be a set of data protection service options.

Property	Type	Notes
@odata.id	string <i>read-write</i>	Link to a <i>DataStorageLineOfService</i> resource. See the Links section and the <i>DataStorageLineOfService</i> schema for details.
Description	string <i>read-only (null)</i>	This object represents the description of this resource. The resource values shall comply with the Redfish Specification-described requirements.
Id	string <i>read-only required</i>	This property represents an identifier for the resource. The resource values shall comply with the Redfish Specification-described requirements.
Identifier {}	object	The value shall be unique within the managed ecosystem. For property details, see Identifier v1.11.0).
IOConnectivityLinesOfService (v1.1.1+){ {	array	The value shall be a set of IO connectivity service options. Within a class of service, at most one IO connectivity service option may be present for a value of AccessProtocol.
@odata.id	string <i>read-write</i>	Link to a <i>IOConnectivityLineOfService</i> resource. See the Links section and the <i>IOConnectivityLineOfService</i> schema for details.
IOPerformanceLinesOfService (v1.1.1+){ {	array	The value shall be a set of IO performance service options.
@odata.id	string <i>read-write</i>	Link to a <i>IOPerformanceLineOfService</i> resource. See the Links section and the <i>IOPerformanceLineOfService</i> schema for details.
Name	string <i>read-only required</i>	This object represents the name of this resource or array member. The resource values shall comply with the Redfish Specification-described requirements. This string value shall be of the 'Name' reserved word format.
Oem {}	object	This property shall contain the OEM extensions. All values for properties that this object contains shall conform to the Redfish Specification-described requirements. For property details, see Oem.

9.5.4 ClassOfServiceCollection

9.5.4.1 URIs

/redfish/v1/StorageServices/{StorageServiceId}/ClassesOfService /redfish/v1/StorageServices/{StorageServiceId}/StoragePools/{StoragePoolId}/ClassesOfService

9.5.4.2 Properties

The properties defined for the ClassOfServiceCollection schema are summarized in [Table 53](#).

Table 53: [ClassOfServiceCollection properties](#)

Property	Type	Notes
Description	string <i>read-only (null)</i>	This object represents the description of this resource. The resource values shall comply with the Redfish Specification-described requirements.
Members [{	array	The value of each member entry shall reference a ClassOfService or LineOfService resource.
@odata.id	string <i>read-only</i>	Link to a LineOfService resource. See the Links section and the <i>LineOfService</i> schema for details.
}}]		

Property	Type	Notes
Members@odata.nextLink	string (URI) <i>read-only</i>	The value of this property shall be a URI to a resource, with the same @odata.type, containing the next set of partial members.
Name	string <i>read-only</i>	This object represents the name of this resource or array member. The resource values shall comply with the Redfish Specification-described requirements. This string value shall be of the 'Name' reserved word format.
Oem {}	object	This property shall contain the OEM extensions. All values for properties contained in this object shall conform to the Redfish Specification-described requirements. For property details, see Oem.

9.5.5 ConsistencyGroup 1.0.1

9.5.5.1 Description

A collection of volumes grouped together to ensure write order consistency across all those volumes. A management operation on a consistency group, such as configuring replication properties, applies to all the volumes within the consistency group.

9.5.5.2 URIs

/redfish/v1/Storage/{StorageId}/ConsistencyGroups/{ConsistencyGroupId} /redfish/v1/StorageServices/{StorageServiceId}/ConsistencyGroups/{ConsistencyGroupId}
/redfish/v1/StorageServices/{StorageServiceId}/Volumes/{VolumeId}/ConsistencyGroups/{ConsistencyGroupId}
/redfish/v1/Systems/{ComputerSystemId}/Storage/{StorageId}/ConsistencyGroups/{ConsistencyGroupId}

9.5.5.3 Properties

The properties defined for the ConsistencyGroup 1.0.1 schema are summarized in [Table 54](#).

Table 54: ConsistencyGroup 1.0.1 properties

Property	Type	Notes
Actions {	object	The Actions property shall contain the available actions for this resource.
#ConsistencyGroup.AssignReplicaTarget {}	object	This action shall be used to establish a replication relationship by assigning an existing consistency group to serve as a target replica for an existing source consistency group. <i>For more information, see the Actions section below.</i>
#ConsistencyGroup.CreateReplicaTarget {}	object	This action shall be used to create a new consistency group resource to provide expanded data protection through a replica relationship with the specified source consistency group. <i>For more information, see the Actions section below.</i>
#ConsistencyGroup.RemoveReplicaRelationship {}	object	This action shall be used to disable data synchronization between a source and target consistency group, remove the replication relationship, and optionally delete the target consistency group. <i>For more information, see the Actions section below.</i>
#ConsistencyGroup.ResumeReplication {}	object	This action shall be used to resume the active data synchronization between a source and target consistency group, without otherwise altering the replication relationship. <i>For more information, see the Actions section below.</i>
#ConsistencyGroup.ReverseReplicationRelationship {}	object	This action shall be used to reverse the replication relationship between a source and target consistency group. <i>For more information, see the Actions section below.</i>
#ConsistencyGroup.SplitReplication {}	object	This action shall be used to split the replication relationship and suspend data synchronization between a source and target consistency group. <i>For more information, see the Actions section below.</i>
#ConsistencyGroup.SuspendReplication {}	object	This action shall be used to suspend active data synchronization between a source and target consistency group, without otherwise altering the replication relationship. <i>For more information, see the Actions section below.</i>
}		
ConsistencyMethod	string (enum) <i>read-write (null)</i>	The property shall set the consistency method used by this group. <i>For the possible property values, see ConsistencyMethod in Property details.</i>
ConsistencyType	string (enum) <i>read-write (null)</i>	This property shall set the consistency type used by this group. <i>For the possible property values, see ConsistencyType in Property details.</i>

Property	Type	Notes
Description	string <i>read-only (null)</i>	This object represents the description of this resource. The resource values shall comply with the Redfish Specification-described requirements.
Id	string <i>read-only required</i>	This property represents an identifier for the resource. The resource values shall comply with the Redfish Specification-described requirements.
IsConsistent	boolean <i>read-only (null)</i>	The value of this property shall be set to true when the consistency group is in a consistent state.
Links {	object	This property shall contain links to other resources that are related to this resource.
Oem {	object	This property shall contain the OEM extensions. All values for properties contained in this object shall conform to the Redfish Specification-described requirements. For property details, see Oem.
}		
Name	string <i>read-only required</i>	This object represents the name of this resource or array member. The resource values shall comply with the Redfish Specification-described requirements. This string value shall be of the 'Name' reserved word format.
Oem {	object	This property shall contain the OEM extensions. All values for properties that this object contains shall conform to the Redfish Specification-described requirements. For property details, see Oem.
ReplicaInfo {	object	This property shall describe the replication relationship between this storage group and a corresponding source storage group. For property details, see ReplicaInfo v1.3.0).
ReplicaTargets [{	array	The value shall reference the target replicas that are sourced by this replica.
@odata.id	string (URI) <i>read-only</i>	The value of this property shall be the unique identifier for the resource and it shall be of the form defined in the Redfish specification.
}]		
Status {	object	The property shall contain the status of the ConsistencyGroup. For property details, see Status.
Volumes [{	array	An array of references to volumes managed by this storage group.
@odata.id	string <i>read-write</i>	Link to a Volume resource. See the Links section and the <i>Volume</i> schema for details.
}]		

9.5.5.4 Actions

9.5.5.5 AssignReplicaTarget

9.5.5.5.1 Description

This action shall be used to establish a replication relationship by assigning an existing consistency group to serve as a target replica for an existing source consistency group.

9.5.5.5.2 Action URIs

```

/redfish/v1/Storage/{StorageId}/ConsistencyGroups/{ConsistencyGroupId}/Actions/ConsistencyGroup.AssignReplicaTarget
/redfish/v1/StorageServices/{StorageServiceId}/ConsistencyGroups/{ConsistencyGroupId}/Actions/ConsistencyGroup.AssignReplicaTarget
/redfish/v1/StorageServices/{StorageServiceId}/Volumes/{VolumeId}/ConsistencyGroups/{ConsistencyGroupId}/Actions/ConsistencyGroup.AssignReplicaTarget
/redfish/v1/Systems/{ComputerSystemId}/Storage/{StorageId}/ConsistencyGroups/{ConsistencyGroupId}/Actions/ConsistencyGroup.AssignReplicaTarget

```

9.5.5.5.3 Action parameters

The parameters for the action which are included in the POST body to the URI shown in the 'target' property of the Action are summarized in [Table 55](#).

Table 55: [AssignReplicaTarget action parameters](#)

Parameter Name	Type	Notes
ReplicaType	string (enum) <i>required</i>	This parameter shall contain the type of replica relationship to be created. <i>For the possible property values, see ReplicaType in Property details.</i>
ReplicaUpdateMode	string (enum) <i>required</i>	This parameter shall specify the replica update mode. <i>For the possible property values, see ReplicaUpdateMode in Property details.</i>
TargetConsistencyGroup	string <i>required</i>	This parameter shall contain the Uri to the existing consistency group.

9.5.5.6 CreateReplicaTarget

9.5.5.6.1 Description

This action shall be used to create a new consistency group resource to provide expanded data protection through a replica relationship with the specified source consistency group.

9.5.5.6.2 Action URIs

[/redfish/v1/Storage/{StorageId}/ConsistencyGroups/{ConsistencyGroupId}/Actions/ConsistencyGroup.CreateReplicaTarget](#)
[/redfish/v1/StorageServices/{StorageServiceId}/ConsistencyGroups/{ConsistencyGroupId}/Actions/ConsistencyGroup.CreateReplicaTarget](#)
[/redfish/v1/StorageServices/{StorageServiceId}/Volumes/{VolumeId}/ConsistencyGroups/{ConsistencyGroupId}/Actions/ConsistencyGroup.CreateReplicaTarget](#)
[/redfish/v1/Systems/{ComputerSystemId}/Storage/{StorageId}/ConsistencyGroups/{ConsistencyGroupId}/Actions/ConsistencyGroup.CreateReplicaTarget](#)

9.5.5.6.3 Action parameters

The parameters for the action which are included in the POST body to the URI shown in the ‘target’ property of the Action are summarized in [Table 56](#).

Table 56: [CreateReplicaTarget action parameters](#)

Parameter Name	Type	Notes
ConsistencyGroupName	string <i>required</i>	This parameter shall contain the Name for the target consistency group.
ReplicaType	string (enum) <i>required</i>	This parameter shall contain the type of replica relationship to be created. <i>For the possible property values, see ReplicaType in Property details.</i>
ReplicaUpdateMode	string (enum) <i>required</i>	This parameter shall specify the replica update mode. <i>For the possible property values, see ReplicaUpdateMode in Property details.</i>
TargetStoragePool	string <i>required</i>	This parameter shall contain the Uri to the existing StoragePool in which to create the target consistency group.

9.5.5.7 RemoveReplicaRelationship

9.5.5.7.1 Description

This action shall be used to disable data synchronization between a source and target consistency group, remove the replication relationship, and optionally delete the target consistency group.

9.5.5.7.2 Action URIs

[/redfish/v1/Storage/{StorageId}/ConsistencyGroups/{ConsistencyGroupId}/Actions/ConsistencyGroup.RemoveReplicaRelationship](#)
[/redfish/v1/StorageServices/{StorageServiceId}/ConsistencyGroups/{ConsistencyGroupId}/Actions/ConsistencyGroup.RemoveReplicaRelationship](#)
[/redfish/v1/StorageServices/{StorageServiceId}/Volumes/{VolumeId}/ConsistencyGroups/{ConsistencyGroupId}/Actions/ConsistencyGroup.RemoveReplicaRelationship](#)
[/redfish/v1/Systems/{ComputerSystemId}/Storage/{StorageId}/ConsistencyGroups/{ConsistencyGroupId}/Actions/ConsistencyGroup.RemoveReplicaRelationship](#)

9.5.5.7.3 Action parameters

The parameters for the action which are included in the POST body to the URI shown in the ‘target’ property of the Action are summarized in [Table 57](#).

Table 57: [RemoveReplicaRelationship action parameters](#)

Parameter Name	Type	Notes

Parameter Name	Type	Notes
DeleteTargetConsistencyGroup	boolean <i>optional</i>	This parameter shall indicate whether or not to delete the target consistency group as part of the operation. If not specified, the system should use its default behavior.
TargetConsistencyGroup	string <i>required</i>	This parameter shall contain the Uri to the existing target consistency group.

9.5.5.8 ResumeReplication

9.5.5.8.1 Description

This action shall be used to resume the active data synchronization between a source and target consistency group, without otherwise altering the replication relationship.

9.5.5.8.2 Action URIs

`/redfish/v1/Storage/{StorageId}/ConsistencyGroups/{ConsistencyGroupId}/Actions/ConsistencyGroup.ResumeReplication`
`/redfish/v1/StorageServices/{StorageServiceId}/ConsistencyGroups/{ConsistencyGroupId}/Actions/ConsistencyGroup.ResumeReplication`
`/redfish/v1/StorageServices/{StorageServiceId}/Volumes/{VolumeId}/ConsistencyGroups/{ConsistencyGroupId}/Actions/ConsistencyGroup.ResumeReplication`
`/redfish/v1/Systems/{ComputerSystemId}/Storage/{StorageId}/ConsistencyGroups/{ConsistencyGroupId}/Actions/ConsistencyGroup.ResumeReplication`

9.5.5.8.3 Action parameters

The parameters for the action which are included in the POST body to the URI shown in the 'target' property of the Action are summarized in [Table 58](#).

Table 58: [ResumeReplication action parameters](#)

Parameter Name	Type	Notes
TargetConsistencyGroup	string <i>required</i>	This parameter shall contain the Uri to the existing target consistency group.

9.5.5.9 ReverseReplicationRelationship

9.5.5.9.1 Description

This action shall be used to reverse the replication relationship between a source and target consistency group.

9.5.5.9.2 Action URIs

`/redfish/v1/Storage/{StorageId}/ConsistencyGroups/{ConsistencyGroupId}/Actions/ConsistencyGroup.ReverseReplicationRelationship`
`/redfish/v1/StorageServices/{StorageServiceId}/ConsistencyGroups/{ConsistencyGroupId}/Actions/ConsistencyGroup.ReverseReplicationRelationship`
`/redfish/v1/StorageServices/{StorageServiceId}/Volumes/{VolumeId}/ConsistencyGroups/{ConsistencyGroupId}/Actions/ConsistencyGroup.ReverseReplicationRelationship`
`/redfish/v1/Systems/{ComputerSystemId}/Storage/{StorageId}/ConsistencyGroups/{ConsistencyGroupId}/Actions/ConsistencyGroup.ReverseReplicationRelationship`

9.5.5.9.3 Action parameters

The parameters for the action which are included in the POST body to the URI shown in the 'target' property of the Action are summarized in [Table 59](#).

Table 59: [ReverseReplicationRelationship action parameters](#)

Parameter Name	Type	Notes
TargetConsistencyGroup	string <i>required</i>	This parameter shall contain the Uri to the existing target consistency group.

9.5.5.10 SplitReplication

9.5.5.10.1 Description

This action shall be used to split the replication relationship and suspend data synchronization between a source and target consistency group.

9.5.5.10.2 Action URIs

`/redfish/v1/Storage/{StorageId}/ConsistencyGroups/{ConsistencyGroupId}/Actions/ConsistencyGroup.SplitReplication`
`/redfish/v1/StorageServices/{StorageServiceId}/ConsistencyGroups/{ConsistencyGroupId}/Actions/ConsistencyGroup.SplitReplication`
`/redfish/v1/StorageServices/{StorageServiceId}/Volumes/{VolumeId}/ConsistencyGroups/{ConsistencyGroupId}/Actions/ConsistencyGroup.SplitReplication`
`/redfish/v1/Systems/{ComputerSystemId}/Storage/{StorageId}/ConsistencyGroups/{ConsistencyGroupId}/Actions/ConsistencyGroup.SplitReplication`

9.5.5.10.3 Action parameters

The parameters for the action which are included in the POST body to the URI shown in the 'target' property of the Action are summarized in [Table 60](#).

Table 60: [SplitReplication action parameters](#)

Parameter Name	Type	Notes
TargetConsistencyGroup	string <i>required</i>	This parameter shall contain the Uri to the existing target consistency group.

9.5.5.11 SuspendReplication

9.5.5.11.1 Description

This action shall be used to suspend active data synchronization between a source and target consistency group, without otherwise altering the replication relationship.

9.5.5.11.2 Action URIs

[/redfish/v1/Storage/{StorageId}/ConsistencyGroups/{ConsistencyGroupId}/Actions/ConsistencyGroup.SuspendReplication](#)
[/redfish/v1/StorageServices/{StorageServiceId}/ConsistencyGroups/{ConsistencyGroupId}/Actions/ConsistencyGroup.SuspendReplication](#)
[/redfish/v1/StorageServices/{StorageServiceId}/Volumes/{VolumeId}/ConsistencyGroups/{ConsistencyGroupId}/Actions/ConsistencyGroup.SuspendReplication](#)
[/redfish/v1/Systems/{ComputerSystemId}/Storage/{StorageId}/ConsistencyGroups/{ConsistencyGroupId}/Actions/ConsistencyGroup.SuspendReplication](#)

9.5.5.11.3 Action parameters

The parameters for the action which are included in the POST body to the URI shown in the ‘target’ property of the Action are summarized in [Table 61](#).

Table 61: [SuspendReplication action parameters](#)

Parameter Name	Type	Notes
TargetConsistencyGroup	string <i>required</i>	This parameter shall contain the Uri to the existing target consistency group.

9.5.5.12 Property details

9.5.5.12.1 ConsistencyMethod:

The defined property values are listed in [Table 62](#). The property shall set the consistency method used by this group.

Table 62: [ConsistencyMethod property values](#) ##### ConsistencyType:

string	Description
HotStandby	Supports consistency method commonly orchestrated using application-specific code.
Other	Supports consistency method orchestrated using vendor-specific code.
VASA	Supports VMware consistency requirements, such as for VASA and VVOLs.
VDI	Supports Microsoft virtual backup device interface (VDI).
VSS	Supports Microsoft VSS.

The defined property values are listed in [Table 63](#). This property shall set the consistency type used by this group.

Table 63: [ConsistencyType property values](#) ##### ReplicaType:

string	Description
ApplicationConsistent	Orchestration exists to either flush or halt pending IO to ensure operations occur in a transactionally consistent manner.
CrashConsistent	Requested operations are either triggered or instituted without regard to pending IO.

The defined property values are listed in [Table 64](#). This parameter shall contain the type of replica relationship to be created.

Table 64: [ReplicaType property values](#) ##### ReplicaUpdateMode:

string	Description
Clone	This enumeration literal shall indicate that replication shall create a point in time, full copy the source.
Mirror	This enumeration literal shall indicate that replication shall create and maintain a copy of the source.
Snapshot	This enumeration literal shall indicate that replication shall create a point in time, virtual copy of the source.
TokenizedClone	This enumeration literal shall indicate that replication shall create a token based clone.

The defined property values are listed in [Table 65](#). This parameter shall specify the replica update mode.

Table 65: [ReplicaUpdateMode property values](#)

string	Description
Active	This enumeration literal shall indicate Active-Active (i.e. bidirectional) synchronous updates.
Adaptive	This enumeration literal shall indicate that an implementation may switch between synchronous and asynchronous modes.
Asynchronous	This enumeration literal shall indicate Asynchronous updates.

string	Description
Synchronous	This enumeration literal shall indicate Synchronous updates.

9.5.6 ConsistencyGroupCollection

9.5.6.1 URIs

/redfish/v1/Storage/{StorageId}/ConsistencyGroups /redfish/v1/StorageServices/{StorageServiceId}/ConsistencyGroups

/redfish/v1/StorageServices/{StorageServiceId}/Volumes/{VolumeId}/ConsistencyGroups /redfish/v1/Systems/{ComputerSystemId}/Storage/{StorageId}/ConsistencyGroups

9.5.6.2 Properties

The properties defined for the ConsistencyGroupCollection schema are summarized in [Table 66](#).

Table 66: ConsistencyGroupCollection properties

Property	Type	Notes
Description	string <i>read-only</i> <i>(null)</i>	This object represents the description of this resource. The resource values shall comply with the Redfish Specification-described requirements.
Members [{	array	The value of each member entry shall reference a ConsistencyGroup resource.
@odata.id	string <i>read-only</i>	Link to a ConsistencyGroup resource. See the Links section and the <i>ConsistencyGroup</i> schema for details.
}]		
Members@odata.nextLink	string (URI) <i>read-only</i>	The value of this property shall be a URI to a resource, with the same @odata.type, containing the next set of partial members.
Name	string <i>read-only</i>	This object represents the name of this resource or array member. The resource values shall comply with the Redfish Specification-described requirements. This string value shall be of the 'Name' reserved word format.
Oem { }	object	This property shall contain the OEM extensions. All values for properties contained in this object shall conform to the Redfish Specification-described requirements. For property details, see Oem.

9.5.7 DataProtectionLineOfService 1.3.0

9.5.7.1 Description

This service option describes a replica that protects data from loss. The requirements must be met collectively by the communication path and the replica.

9.5.7.2 URIs

/redfish/v1/StorageServices/{StorageServiceId}/ClassesOfService/{ClassOfServiceId}/DataProtectionLinesOfService/{DataProtectionLineOfServiceId}

/redfish/v1/StorageServices/{StorageServiceId}/LinesOfService/DataProtectionLinesOfService/{DataProtectionLineOfServiceId}

9.5.7.3 Properties

The properties defined for the DataProtectionLineOfService 1.3.0 schema are summarized in [Table 67](#).

Table 67: DataProtectionLineOfService 1.3.0 properties

Property	Type	Notes
Actions (v1.2+) {	object	The Actions property shall contain the available actions for this resource.
#DataProtectionLineOfService.CreateReplicas	object	This action shall create an on-demand replica that conforms to the bound DataProtectionLineOfService. <i>For more information, see the Actions section below.</i>
}		
Description	string <i>read-only</i> <i>(null)</i>	This object represents the description of this resource. The resource values shall comply with the Redfish Specification-described requirements.

Property	Type	Notes
Id	string <i>read-only required</i>	This property represents an identifier for the resource. The resource values shall comply with the Redfish Specification-described requirements.
IsIsolated	boolean <i>read-write (null)</i>	True shall indicate that the replica is in a separate fault domain from its source. The default value of this property is false.
MinLifetime	string <i>read-write (null)</i>	The value shall be an ISO 8601 duration that specifies the minimum required lifetime of the replica. Note: The maximum number of replicas can be determined using this value together with the replicaSchedule.
Name	string <i>read-only required</i>	This object represents the name of this resource or array member. The resource values shall comply with the Redfish Specification-described requirements. This string value shall be of the 'Name' reserved word format.
Oem {}	object	This property shall contain the OEM extensions. All values for properties that this object contains shall conform to the Redfish Specification-described requirements. For property details, see Oem.
RecoveryGeographicObjective	string (enum) <i>read-write (null)</i>	The value specifies the geographic scope of the failure domain. <i>For the possible property values, see RecoveryGeographicObjective in Property details.</i>
RecoveryPointObjectiveTime	string <i>read-write (null)</i>	The value shall be an ISO 8601 duration that specifies the maximum time over which source data may be lost on failure. In the case that IsIsolated = false, failure of the domain is not a consideration.
RecoveryTimeObjective	string (enum) <i>read-write (null)</i>	The value shall be an enumeration that indicates the maximum time required to access an alternate replica. In the case that IsIsolated = false, failure of the domain is not a consideration. <i>For the possible property values, see RecoveryTimeObjective in Property details.</i>
ReplicaAccessLocation {}	object	This value shall be used if the data access location of the replica is required to be at a specific location. Note 1: The location value may be granular. Note 2: A value may be required for some regulatory compliance. For property details, see Location v1.3.0).
ReplicaClassOfService {	object	The value shall reference the class of service that defines the required service levels of the replica. See the <i>ClassOfService</i> schema for details on this property.
@odata.id	string <i>read-write</i>	Link to a ClassOfService resource. See the Links section and the <i>ClassOfService</i> schema for details.
}		
ReplicaType	string (enum) <i>read-write (null)</i>	The type of replica shall conform to this value. <i>For the possible property values, see ReplicaType in Property details.</i>
Schedule {}	object	If a replica is made periodically, the value shall define the schedule. For property details, see Schedule v1.2.2).

9.5.7.4 Actions

9.5.7.5 CreateReplicas

9.5.7.5.1 Description

This action shall create an on-demand replica that conforms to the bound DataProtectionLineOfService.

9.5.7.5.2 Action URIs

/redfish/v1/StorageServices/{StorageServiceId}/ClassesOfService/{ClassOfServiceId}/DataProtectionLinesOfService/{DataProtectionLineOfServiceId}/Actions/DataProtectionLineOfService.CreateReplicas

/redfish/v1/StorageServices/{StorageServiceId}/LinesOfService/DataProtectionLinesOfService/{DataProtectionLineOfServiceId}/Actions/DataProtectionLineOfService.CreateReplicas

9.5.7.5.3 Action parameters

The parameters for the action which are included in the POST body to the URI shown in the 'target' property of the Action are summarized in [Table 68](#).

Table 68: CreateReplicas action parameters

Parameter Name	Type	Notes
ReplicaLineOfService {	object <i>required</i>	The value shall reference the data protection line of service this operation is bound to.
@odata.id	string <i>read-only</i>	Link to another DataProtectionLineOfService resource.
}		
ReplicaRequests [{	array <i>optional</i>	Each value shall reference a source resource and provide a name for the replica.
ReplicaName (v1.1+)	string <i>read-write</i> (null)	The value shall be the names of the replica.
ReplicaSource (v1.1+)	object	The value shall reference a resource to be replicated.
@odata.id	string (URI) <i>read-only</i>	The value of this property shall be the unique identifier for the resource and it shall be of the form defined in the Redfish specification.
}		
}]		

9.5.7.6 Property details

9.5.7.6.1 RecoveryGeographicObjective:

The defined property values are listed in [Table 69](#). The value specifies the geographic scope of the failure domain.

Table 69: RecoveryGeographicObjective property values ##### RecoveryTimeObjective:

string	Description
Datacenter	A facility that provides communication, power, or cooling infrastructure to a co-located set of servers, networking and storage.
Rack	A container within a datacenter that provides communication, power, or cooling to a set of components.
RackGroup	A set of racks that may share common communication, power, or cooling.
Region	A set of resources that are required to be either geographically or politically isolated from resources not in the resources.
Row	A set of adjacent racks or rackgroups that may share common communication, power, or cooling.
Server	Components of a CPU/memory complex that share the same infrastructure.

The defined property values are listed in [Table 70](#). The value shall be an enumeration that indicates the maximum time required to access an alternate replica. In the case that IsIsolated = false, failure of the domain is not a consideration.

Table 70: RecoveryTimeObjective property values ##### ReplicaType:

string	Description
Nearline	Access to a replica shall be consistent with switching access to a different path through a different front-end interconnection infrastructure. Some inconsistency may occur. A restore step may be required before recovery can commence.
Offline	Access to a replica may take a significant amount of time. No direct connection to the replica is assumed. Some inconsistency loss may occur. A restore step is likely to be required.
OnlineActive	Access to synchronous replicas shall be instantaneous.
OnlinePassive	Access to a synchronous replica shall be consistent with switching access to a different path the same front-end interconnect. A restore step shall not be required.

The defined property values are listed in [Table 71](#). The type of replica shall conform to this value.

Table 71: [ReplicaType property values](#)

string	Description
Clone	This enumeration literal shall indicate that replication shall create a point in time, full copy the source.
Mirror	This enumeration literal shall indicate that replication shall create and maintain a copy of the source.
Snapshot	This enumeration literal shall indicate that replication shall create a point in time, virtual copy of the source.
TokenizedClone	This enumeration literal shall indicate that replication shall create a token based clone.

9.5.8 DataProtectionLoSCapabilities 1.2.0

9.5.8.1 Description

The capabilities to protect data from loss by the use of a replica. The requirements shall be met collectively by the communication path and the replica. There should be one instance associated to a class of service for each replica. Each replica independently should have a class of service that describes its characteristics.

9.5.8.2 URIs

/redfish/v1/StorageServices/{StorageServiceId}/DataProtectionLoSCapabilities

9.5.8.3 Properties

The properties defined for the DataProtectionLoSCapabilities 1.2.0 schema are summarized in [Table 72](#).

Table 72: [DataProtectionLoSCapabilities 1.2.0 properties](#)

Property	Type	Notes
Actions (<i>v1.1+</i>) {}	object	The Actions property shall contain the available actions for this resource.
Description	string <i>read-only</i> (null)	This object represents the description of this resource. The resource values shall comply with the Redfish Specification-described requirements.
Id	string <i>read-only</i> <i>required</i>	This property represents an identifier for the resource. The resource values shall comply with the Redfish Specification-described requirements.
Identifier {}	object	The value shall be unique within the managed ecosystem. For property details, see Identifier v1.11.0).
Links {	object	The value of this property shall contains links to other resources that are not contained in this resource.
Oem {}	object	This property shall contain the OEM extensions. All values for properties contained in this object shall conform to the Redfish Specification-described requirements. For property details, see Oem.
SupportedReplicaOptions [{	array	The collection shall contain known and supported replica Classes of Service.
@odata.id	string <i>read-write</i>	Link to a ClassOfService resource. See the Links section and the <i>ClassOfService</i> schema for details.
}]		
}		
Name	string <i>read-only</i> <i>required</i>	This object represents the name of this resource or array member. The resource values shall comply with the Redfish Specification-described requirements. This string value shall be of the 'Name' reserved word format.
Oem {}	object	This property shall contain the OEM extensions. All values for properties that this object contains shall conform to the Redfish Specification-described requirements. For property details, see Oem.
SupportedLinesOfService [{	array	The collection shall contain known and supported DataProtectionLinesOfService.
@odata.id	string <i>read-write</i>	Link to a DataProtectionLineOfService resource. See the Links section and the <i>DataProtectionLineOfService</i> schema for details.
}]		

Property	Type	Notes
SupportedMinLifetimes []	array (string, null) <i>read- write</i>	The value of each entry shall be an ISO 8601 duration that specifies the minimum lifetime required for the replica.
SupportedRecoveryGeographicObjectives []	array (string (enum)) <i>read- write (null)</i>	The value of each entry shall specify a supported failure domain. The enumeration literals of this enumeration shall represent a geographic scope in which all components within that scope have similar vulnerabilities. <i>For the possible property values, see SupportedRecoveryGeographicObjectives in Property details.</i>
SupportedRecoveryPointObjectiveTimes []	array (string, null) <i>read- write</i>	The value of each entry shall specify a supported ISO 8601 time interval defining the maximum source information that may be lost on failure. In the case that IsIsolated = false, failure of the domain is not a consideration.
SupportedRecoveryTimeObjectives []	array (string (enum)) <i>read- write (null)</i>	The value of each entry shall specify an enumerated value that indicates a supported expectation for the time required to access an alternate replica. In the case that IsIsolated = false, failure of the domain is not a consideration. The enumeration literals shall represent the relative time required to make a replica available as a source. <i>For the possible property values, see SupportedRecoveryTimeObjectives in Property details.</i>
SupportedReplicaTypes []	array (string (enum)) <i>read- write (null)</i>	The value of each entry shall specify a supported replica type. The enumeration literals may be used to specify the intended outcome of the replication. <i>For the possible property values, see SupportedReplicaTypes in Property details.</i>
SupportsIsolated	boolean <i>read- write (null)</i>	A value of true shall indicate that allocating a replica in a separate fault domain is supported. The default value for this property is false.

9.5.8.4 Property details

9.5.8.4.1 SupportedRecoveryGeographicObjectives:

The defined property values are listed in [Table 73](#). The value of each entry shall specify a supported failure domain. The enumeration literals of this enumeration shall represent a geographic scope in which all components within that scope have similar vulnerabilities.

Table 73: [SupportedRecoveryGeographicObjectives property values](#) ##### SupportedRecoveryTimeObjectives:

string	Description
Datacenter	A facility that provides communication, power, or cooling infrastructure to a co-located set of servers, networking and storage.
Rack	A container within a datacenter that provides communication, power, or cooling to a set of components.
RackGroup	A set of racks that may share common communication, power, or cooling.
Region	A set of resources that are required to be either geographically or politically isolated from resources not in the resources.
Row	A set of adjacent racks or rackgroups that may share common communication, power, or cooling.
Server	Components of a CPU/memory complex that share the same infrastructure.

The defined property values are listed in [Table 74](#). The value of each entry shall specify an enumerated value that indicates a supported expectation for the time required to access an alternate replica. In the case that IsIsolated = false, failure of the domain is not a consideration. The enumeration literals shall represent the relative time required to make a replica available as a source.

Table 74: [SupportedRecoveryTimeObjectives property values](#) ##### SupportedReplicaTypes:

string	Description
Nearline	Access to a replica shall be consistent with switching access to a different path through a different front-end interconnection infrastructure. Some inconsistency may occur. A restore step may be required before recovery can commence.
Offline	Access to a replica may take a significant amount of time. No direct connection to the replica is assumed. Some inconsistency loss may occur. A restore step is likely to be required.
OnlineActive	Access to synchronous replicas shall be instantaneous.

string	Description
OnlinePassive	Access to a synchronous replica shall be consistent with switching access to a different path the same front-end interconnect. A restore step shall not be required.

The defined property values are listed in [Table 75](#). The value of each entry shall specify a supported replica type. The enumeration literals may be used to specify the intended outcome of the replication.

Table 75: [SupportedReplicaTypes](#) property values

string	Description
Clone	This enumeration literal shall indicate that replication shall create a point in time, full copy the source.
Mirror	This enumeration literal shall indicate that replication shall create and maintain a copy of the source.
Snapshot	This enumeration literal shall indicate that replication shall create a point in time, virtual copy of the source.
TokenizedClone	This enumeration literal shall indicate that replication shall create a token based clone.

9.5.9 DataSecurityLineOfService 1.1.1

9.5.9.1 Description

This structure shall be used to describe data security service level requirements.

9.5.9.2 URIs

/redfish/v1/StorageServices/{StorageServiceId}/ClassesOfService/{ClassOfServiceId}/DataSecurityLinesOfService/{DataSecurityLineOfServiceId}
/redfish/v1/StorageServices/{StorageServiceId}/LinesOfService/DataSecurityLinesOfService/{DataSecurityLineOfServiceId}

9.5.9.3 Properties

The properties defined for the DataSecurityLineOfService 1.1.1 schema are summarized in [Table 76](#).

Table 76: [DataSecurityLineOfService 1.1.1](#) properties

Property	Type	Notes
Actions (<i>v1.1+</i>) {}	object	The Actions property shall contain the available actions for this resource.
AntivirusEngineProvider	string <i>read-write</i> <i>(null)</i>	The value shall specify an AntiVirus provider.
AntivirusScanPolicies []	array (string (enum)) <i>read-write</i> <i>(null)</i>	The enumeration literal shall specify the policy for triggering an AntiVirus scan. The enumeration literals shall specify types of antivirus scan triggers. <i>For the possible property values, see AntivirusScanPolicies in Property details.</i>
ChannelEncryptionStrength	string (enum) <i>read-write</i> <i>(null)</i>	The enumeration literal shall specify a key size in a symmetric encryption algorithm for transport channel encryption. <i>For the possible property values, see ChannelEncryptionStrength in Property details.</i>
DataSanitizationPolicy	string (enum) <i>read-write</i> <i>(null)</i>	The enumeration literal shall specify the data sanitization policy. <i>For the possible property values, see DataSanitizationPolicy in Property details.</i>
Description	string <i>read-only</i> <i>(null)</i>	This object represents the description of this resource. The resource values shall comply with the Redfish Specification-described requirements.
HostAuthenticationType	string (enum) <i>read-write</i> <i>(null)</i>	The enumeration literal shall specify the authentication type for hosts (servers) or initiator endpoints. <i>For the possible property values, see HostAuthenticationType in Property details.</i>

Property	Type	Notes
Id	string <i>read-only required</i>	This property represents an identifier for the resource. The resource values shall comply with the Redfish Specification-described requirements.
MediaEncryptionStrength	string (enum) <i>read-write (null)</i>	The enumeration literal shall specify a key size in a symmetric encryption algorithm for media encryption. <i>For the possible property values, see MediaEncryptionStrength in Property details.</i>
Name	string <i>read-only required</i>	This object represents the name of this resource or array member. The resource values shall comply with the Redfish Specification-described requirements. This string value shall be of the 'Name' reserved word format.
Oem {}	object	This property shall contain the OEM extensions. All values for properties that this object contains shall conform to the Redfish Specification-described requirements. For property details, see Oem.
SecureChannelProtocol	string (enum) <i>read-write (null)</i>	The enumeration literal shall specify the protocol that provide encrypted communication. <i>For the possible property values, see SecureChannelProtocol in Property details.</i>
UserAuthenticationType	string (enum) <i>read-write (null)</i>	The enumeration literal shall specify the authentication type for users (or programs). <i>For the possible property values, see UserAuthenticationType in Property details.</i>

9.5.9.4 Property details

9.5.9.4.1 AntivirusScanPolicies:

The defined property values are listed in [Table 77](#). The enumeration literal shall specify the policy for triggering an AntiVirus scan. The enumeration literals shall specify types of antivirus scan triggers.

Table 77: [AntivirusScanPolicies property values](#) ##### ChannelEncryptionStrength:

string	Description
None	This enumeration literal specifies No trigger.
OnFirstRead	This enumeration literal specifies to trigger on first read.
OnPatternUpdate	This enumeration literal specifies to trigger on antivirus pattern file update.
OnRename	This enumeration literal specifies to trigger on object rename.
OnUpdate	This enumeration literal specifies to trigger on object update.

The defined property values are listed in [Table 78](#). The enumeration literal shall specify a key size in a symmetric encryption algorithm for transport channel encryption.

Table 78: [ChannelEncryptionStrength property values](#) ##### DataSanitizationPolicy:

string	Description
Bits_0	This enumeration literal specifies that there is no key.
Bits_112	This enumeration literal specifies a 3DES 112 bit key.
Bits_128	This enumeration literal specifies an AES 128 bit key.
Bits_192	This enumeration literal specifies an AES 192 bit key.
Bits_256	This enumeration literal specifies an AES 256 bit key.

The defined property values are listed in [Table 79](#). The enumeration literal shall specify the data sanitization policy.

Table 79: [DataSanitizationPolicy property values](#) ##### HostAuthenticationType:

string	Description
Clear	This enumeration literal specifies to sanitize data in all user-addressable storage locations for protection against simple non-invasive data recovery techniques.
CryptographicErase	This enumeration literal specifies to leverages the encryption of target data by enabling sanitization of the target data's encryption key. This leaves only the ciphertext remaining on the media, effectively sanitizing the data by preventing read-access. For more information, see NIST800-88 and ISO/IEC 27040.

string	Description
None	This enumeration literal specifies no sanitization.

The defined property values are listed in [Table 80](#). The enumeration literal shall specify the authentication type for hosts (servers) or initiator endpoints.

Table 80: [HostAuthenticationType property values](#) ##### MediaEncryptionStrength:

string	Description
None	This enumeration literal specifies No authentication.
Password	This enumeration literal specifies Password/shared-secret: Absent an distributed authentication infrastructure, this is what is typically done.
PKI	This enumeration literal specifies a Public Key Infrastructure. Customers with the highest assurance requirements roll PKI out to hosts and users (it is more common for hosts than users. User PKI-based authentication has significant operational complications and administrative overheads, e.g., smart cards may be involved.
Ticket	This enumeration literal specifies Ticket-based (e.g., Kerberos): This is the most common class of authentication infrastructure used in enterprises. Kerberos is the best known example, and Windows usage of that via Active Directory is so widely deployed as to be a de facto standard. In other areas (e.g., academia) there are comparable ticket-based systems.

The defined property values are listed in [Table 81](#). The enumeration literal shall specify a key size in a symmetric encryption algorithm for media encryption.

Table 81: [MediaEncryptionStrength property values](#) ##### SecureChannelProtocol:

string	Description
Bits_0	This enumeration literal specifies that there is no key.
Bits_112	This enumeration literal specifies a 3DES 112 bit key.
Bits_128	This enumeration literal specifies an AES 128 bit key.
Bits_192	This enumeration literal specifies an AES 192 bit key.
Bits_256	This enumeration literal specifies an AES 256 bit key.

The defined property values are listed in [Table 82](#). The enumeration literal shall specify the protocol that provide encrypted communication.

Table 82: [SecureChannelProtocol property values](#) ##### UserAuthenticationType:

string	Description
IPsec	This enumeration literal specifies Internet Protocol Security (IPsec), as defined by IETF RFC 2401.
None	This enumeration literal specifies no encryption.
RPCSEC_GSS	This enumeration literal specifies RPC access to the Generic Security Services Application Programming Interface (GSS-API), as defined by IETF RPC 2203.
TLS	This enumeration literal specifies Transport Layer Security (TLS), as defined by IETF RFC 5246.

The defined property values are listed in [Table 83](#). The enumeration literal shall specify the authentication type for users (or programs).

Table 83: [UserAuthenticationType property values](#)

string	Description
None	This enumeration literal specifies No authentication.
Password	This enumeration literal specifies Password/shared-secret: Absent an distributed authentication infrastructure, this is what is typically done.
PKI	This enumeration literal specifies a Public Key Infrastructure. Customers with the highest assurance requirements roll PKI out to hosts and users (it is more common for hosts than users. User PKI-based authentication has significant operational complications and administrative overheads, e.g., smart cards may be involved.
Ticket	This enumeration literal specifies Ticket-based (e.g., Kerberos): This is the most common class of authentication infrastructure used in enterprises. Kerberos is the best known example, and Windows usage of that via Active Directory is so widely deployed as to be a de facto standard. In other areas (e.g., academia) there are comparable ticket-based systems.

9.5.10 DataSecurityLoSCapabilities 1.2.0

9.5.10.1 Description

This resource may be used to describe data security capabilities.

9.5.10.2 URIs

/redfish/v1/StorageServices/{StorageServiceId}/DataSecurityLoSCapabilities

9.5.10.3 Properties

The properties defined for the DataSecurityLoSCapabilities 1.2.0 schema are summarized in [Table 84](#).

Table 84: [DataSecurityLoSCapabilities 1.2.0 properties](#)

Property	Type	Notes
----------	------	-------

Property	Type	Notes
Actions (<i>v1.1+</i>) {}	object	The Actions property shall contain the available actions for this resource.
Description	string <i>read-only</i> <i>(null)</i>	This object represents the description of this resource. The resource values shall comply with the Redfish Specification-described requirements.
Id	string <i>read-only</i> <i>required</i>	This property represents an identifier for the resource. The resource values shall comply with the Redfish Specification-described requirements.
Identifier {}	object	The value identifies this resource. The value shall be unique within the managed ecosystem. For property details, see Identifier v1.11.0).
Name	string <i>read-only</i> <i>required</i>	This object represents the name of this resource or array member. The resource values shall comply with the Redfish Specification-described requirements. This string value shall be of the 'Name' reserved word format.
Oem {}	object	This property shall contain the OEM extensions. All values for properties that this object contains shall conform to the Redfish Specification-described requirements. For property details, see Oem.
SupportedAntivirusEngineProviders []	array (string, null) <i>read-write</i>	The entry values shall specify supported AntiVirus providers.
SupportedAntivirusScanPolicies []	array (string (enum)) <i>read-write</i> <i>(null)</i>	The enumeration literal shall specify supported policies that trigger an AntiVirus scan. The enumeration literals shall specify types of antivirus scan triggers. <i>For the possible property values, see SupportedAntivirusScanPolicies in Property details.</i>
SupportedChannelEncryptionStrengths []	array (string (enum)) <i>read-write</i> <i>(null)</i>	The enumeration literal shall specify supported key sizes in a symmetric encryption algorithm (AES) for transport channel encryption. The enumeration literals shall specify Key sizes in a symmetric encryption algorithm, (see NIST SP 800-57 part 1 (http://csrc.nist.gov/publications/nistpubs/800-57/sp800-57_part1_rev3_general.pdf)). <i>For the possible property values, see SupportedChannelEncryptionStrengths in Property details.</i>
SupportedDataSanitizationPolicies []	array (string (enum)) <i>read-write</i> <i>(null)</i>	The enumeration literal shall specify supported data sanitization policies. The enumeration literals shall specify types of data sanitization policies. <i>For the possible property values, see SupportedDataSanitizationPolicies in Property details.</i>
SupportedHostAuthenticationTypes []	array (string (enum)) <i>read-write</i> <i>(null)</i>	The enumeration literal shall specify supported authentication types for hosts (servers) or initiator endpoints. The enumeration literals shall specify authentication algorithms. <i>For the possible property values, see SupportedHostAuthenticationTypes in Property details.</i>
SupportedLinesOfService [{	array	The collection shall contain supported DataSecurity service options.
@odata.id	string <i>read-write</i>	Link to a DataSecurityLineOfService resource. See the Links section and the <i>DataSecurityLineOfService</i> schema for details.
} }		

Property	Type	Notes
SupportedMediaEncryptionStrengths []	array (string (enum)) <i>read-write</i> (null)	The enumeration literal shall specify supported key sizes in a symmetric encryption algorithm (AES) for media encryption. The enumeration literals shall specify Key sizes in a symmetric encryption algorithm, (see NIST SP 800-57 part 1 (http://csrc.nist.gov/publications/nistpubs/800-57/sp800-57_part1_rev3_general.pdf)). <i>For the possible property values, see SupportedMediaEncryptionStrengths in Property details.</i>
SupportedSecureChannelProtocols []	array (string (enum)) <i>read-write</i> (null)	The enumeration literal shall specify supported protocols that provide encrypted communication. The enumeration literals shall specify types of Secure channel protocols. <i>For the possible property values, see SupportedSecureChannelProtocols in Property details.</i>
SupportedUserAuthenticationTypes []	array (string (enum)) <i>read-write</i> (null)	The enumeration literal shall specify supported authentication types for users (or programs). The enumeration literals shall specify authentication algorithms. <i>For the possible property values, see SupportedUserAuthenticationTypes in Property details.</i>

9.5.10.4 Property details

9.5.10.4.1 SupportedAntivirusScanPolicies:

The defined property values are listed in [Table 85](#). The enumeration literal shall specify supported policies that trigger an AntiVirus scan. The enumeration literals shall specify types of antivirus scan triggers.

Table 85: [SupportedAntivirusScanPolicies property values](#) ##### SupportedChannelEncryptionStrengths:

string	Description
None	This enumeration literal specifies No trigger.
OnFirstRead	This enumeration literal specifies to trigger on first read.
OnPatternUpdate	This enumeration literal specifies to trigger on antivirus pattern file update.
OnRename	This enumeration literal specifies to trigger on object rename.
OnUpdate	This enumeration literal specifies to trigger on object update.

The defined property values are listed in [Table 86](#). The enumeration literal shall specify supported key sizes in a symmetric encryption algorithm (AES) for transport channel encryption. The enumeration literals shall specify Key sizes in a symmetric encryption algorithm, (see NIST SP 800-57 part 1 (http://csrc.nist.gov/publications/nistpubs/800-57/sp800-57_part1_rev3_general.pdf)).

Table 86: [SupportedChannelEncryptionStrengths property values](#) ##### SupportedDataSanitizationPolicies:

string	Description
Bits_0	This enumeration literal specifies that there is no key.
Bits_112	This enumeration literal specifies a 3DES 112 bit key.
Bits_128	This enumeration literal specifies an AES 128 bit key.
Bits_192	This enumeration literal specifies an AES 192 bit key.
Bits_256	This enumeration literal specifies an AES 256 bit key.

The defined property values are listed in [Table 87](#). The enumeration literal shall specify supported data sanitization policies. The enumeration literals shall specify types of data sanitization policies.

Table 87: [SupportedDataSanitizationPolicies property values](#) ##### SupportedHostAuthenticationTypes:

string	Description
Clear	This enumeration literal specifies to sanitize data in all user-addressable storage locations for protection against simple non-invasive data recovery techniques.
CryptographicErase	This enumeration literal specifies to leverages the encryption of target data by enabling sanitization of the target data's encryption key. This leaves only the ciphertext remaining on the media, effectively sanitizing the data by preventing read-access. For more information, see NIST800-88 and ISO/IEC 27040.
None	This enumeration literal specifies no sanitization.

The defined property values are listed in [Table 88](#). The enumeration literal shall specify supported authentication types for hosts (servers) or initiator endpoints. The enumeration literals shall specify authentication algorithms.

Table 88: [SupportedHostAuthenticationTypes property values](#) ##### SupportedMediaEncryptionStrengths:

string	Description
None	This enumeration literal specifies No authentication.

string	Description
Password	This enumeration literal specifies Password/shared-secret: Absent an distributed authentication infrastructure, this is what is typically done.
PKI	This enumeration literal specifies a Public Key Infrastructure. Customers with the highest assurance requirements roll PKI out to hosts and users (it is more common for hosts than users. User PKI-based authentication has significant operational complications and administrative overheads, e.g., smart cards may be involved.
Ticket	This enumeration literal specifies Ticket-based (e.g., Kerberos): This is the most common class of authentication infrastructure used in enterprises. Kerberos is the best known example, and Windows usage of that via Active Directory is so widely deployed as to be a de facto standard. In other areas (e.g., academia) there are comparable ticket-based systems.

The defined property values are listed in [Table 89](#). The enumeration literal shall specify supported key sizes in a symmetric encryption algorithm (AES) for media encryption. The enumeration literals shall specify Key sizes in a symmetric encryption algorithm, (see NIST SP 800-57 part 1 (http://csrc.nist.gov/publications/nistpubs/800-57/sp800-57_part1_rev3_general.pdf).

Table 89: [SupportedMediaEncryptionStrengths property values](#) ##### SupportedSecureChannelProtocols:

string	Description
Bits_0	This enumeration literal specifies that there is no key.
Bits_112	This enumeration literal specifies a 3DES 112 bit key.
Bits_128	This enumeration literal specifies an AES 128 bit key.
Bits_192	This enumeration literal specifies an AES 192 bit key.
Bits_256	This enumeration literal specifies an AES 256 bit key.

The defined property values are listed in [Table 90](#). The enumeration literal shall specify supported protocols that provide encrypted communication. The enumeration literals shall specify types of Secure channel protocols.

Table 90: [SupportedSecureChannelProtocols property values](#) ##### SupportedUserAuthenticationTypes:

string	Description
IPsec	This enumeration literal specifies Internet Protocol Security (IPsec), as defined by IETF RFC 2401.
None	This enumeration literal specifies no encryption.
RPCSEC_GSS	This enumeration literal specifies RPC access to the Generic Security Services Application Programming Interface (GSS-API), as defined by IETF RPC 2203.
TLS	This enumeration literal specifies Transport Layer Security (TLS), as defined by IETF RFC 5246.

The defined property values are listed in [Table 91](#). The enumeration literal shall specify supported authentication types for users (or programs). The enumeration literals shall specify authentication algorithms.

Table 91: [SupportedUserAuthenticationTypes property values](#)

string	Description
None	This enumeration literal specifies No authentication.
Password	This enumeration literal specifies Password/shared-secret: Absent an distributed authentication infrastructure, this is what is typically done.
PKI	This enumeration literal specifies a Public Key Infrastructure. Customers with the highest assurance requirements roll PKI out to hosts and users (it is more common for hosts than users. User PKI-based authentication has significant operational complications and administrative overheads, e.g., smart cards may be involved.
Ticket	This enumeration literal specifies Ticket-based (e.g., Kerberos): This is the most common class of authentication infrastructure used in enterprises. Kerberos is the best known example, and Windows usage of that via Active Directory is so widely deployed as to be a de facto standard. In other areas (e.g., academia) there are comparable ticket-based systems.

9.5.11 DataStorageLineOfService 1.3.1

9.5.11.1 Description

This structure may be used to describe a service option covering storage provisioning and availability.

9.5.11.2 URIs

`/redfish/v1/StorageServices/{StorageServiceId}/ClassesOfService/{ClassOfServiceId}/DataStorageLinesOfService/{DataStorageLineOfServiceId}`
`/redfish/v1/StorageServices/{StorageServiceId}/LinesOfService/DataStorageLinesOfService/{DataStorageLineOfServiceId}`

9.5.11.3 Properties

The properties defined for the DataStorageLineOfService 1.3.1 schema are summarized in [Table 92](#).

Table 92: [DataStorageLineOfService 1.3.1 properties](#)

Property	Type	Notes

Property	Type	Notes
AccessCapabilities (<i>v1.1+</i>) []	array (string (enum)) <i>read- write (null)</i>	Each entry specifies a required storage access capability. StorageAccessCapability enumeration literals may be used to describe abilities to read or write storage. <i>For the possible property values, see AccessCapabilities in Property details.</i>
Actions (<i>v1.3+</i>) {}	object	The Actions property shall contain the available actions for this resource.
Description	string <i>read- only (null)</i>	This object represents the description of this resource. The resource values shall comply with the Redfish Specification-described requirements.
Id	string <i>read- only required</i>	This property represents an identifier for the resource. The resource values shall comply with the Redfish Specification-described requirements.
IsSpaceEfficient	boolean <i>read- write (null)</i>	A value of true shall indicate that the storage is compressed or deduplicated. The default value for this property is false.
Name	string <i>read- only required</i>	This object represents the name of this resource or array member. The resource values shall comply with the Redfish Specification-described requirements. This string value shall be of the 'Name' reserved word format.
Oem {}	object	This property shall contain the OEM extensions. All values for properties that this object contains shall conform to the Redfish Specification-described requirements. For property details, see Oem.
ProvisioningPolicy	string (enum) <i>read- write (null)</i>	The enumeration literal shall define the provisioning policy for storage. <i>For the possible property values, see ProvisioningPolicy in Property details.</i>
RecoverableCapacitySourceCount (<i>v1.2+</i>)	integer <i>read- write (null)</i>	The value is minimum required number of available capacity source resources that shall be available in the event that an equivalent capacity source resource fails. It is assumed that drives and memory components can be replaced, repaired or otherwise added to increase an associated resource's RecoverableCapacitySourceCount.
RecoveryTimeObjectives	string (enum) <i>read- write (null)</i>	The enumeration literal specifies the time after a disaster that the client shall regain conformant service level access to the primary store, typical values are 'immediate' or 'offline'. The expectation is that the services required to implement this capability are part of the advertising system. <i>For the possible property values, see RecoveryTimeObjectives in Property details.</i>

9.5.11.4 Property details

9.5.11.4.1 AccessCapabilities:

The defined property values are listed in [Table 93](#). Each entry specifies a required storage access capability. StorageAccessCapability enumeration literals may be used to describe abilities to read or write storage.

Table 93: [AccessCapabilities property values](#) ##### [ProvisioningPolicy](#):

string	Description
Append	This enumeration literal shall indicate that the storage may be written only to append.
Execute	This value shall indicate that Execute access is allowed by the file share.
Read	This enumeration literal shall indicate that the storage may be read.
Streaming	This enumeration literal shall indicate that the storage may be read sequentially.
Write	This enumeration literal shall indicate that the storage may be written multiple times.
WriteOnce	This enumeration literal shall indicate that the storage may be written only once.

The defined property values are listed in [Table 94](#). The enumeration literal shall define the provisioning policy for storage.

Table 94: [ProvisioningPolicy property values](#) ##### RecoveryTimeObjectives:

string	Description
Fixed	This enumeration literal specifies storage shall be fully allocated.
Thin	This enumeration literal specifies storage may be over allocated.

The defined property values are listed in [Table 95](#). The enumeration literal specifies the time after a disaster that the client shall regain conformant service level access to the primary store, typical values are ‘immediate’ or ‘offline’. The expectation is that the services required to implement this capability are part of the advertising system.

Table 95: [RecoveryTimeObjectives property values](#)

string	Description
Nearline	Access to a replica shall be consistent with switching access to a different path through a different front-end interconnection infrastructure. Some inconsistency may occur. A restore step may be required before recovery can commence.
Offline	Access to a replica may take a significant amount of time. No direct connection to the replica is assumed. Some inconsistency loss may occur. A restore step is likely to be required.
OnlineActive	Access to synchronous replicas shall be instantaneous.
OnlinePassive	Access to a synchronous replica shall be consistent with switching access to a different path the same front-end interconnect. A restore step shall not be required.

9.5.12 DataStorageLoSCapabilities 1.2.2

9.5.12.1 Description

Each instance of DataStorageLoSCapabilities describes capabilities of the system to support various data storage service options.

9.5.12.2 URIs

/redfish/v1/StorageServices/{StorageServiceId}/DataStorageLoSCapabilities

9.5.12.3 Properties

The properties defined for the DataStorageLoSCapabilities 1.2.2 schema are summarized in [Table 96](#).

Table 96: [DataStorageLoSCapabilities 1.2.2 properties](#)

Property	Type	Notes
Actions (v1.1+) {}	object	The Actions property shall contain the available actions for this resource.
Description	string <i>read-only (null)</i>	This object represents the description of this resource. The resource values shall comply with the Redfish Specification-described requirements.
Id	string <i>read-only required</i>	This property represents an identifier for the resource. The resource values shall comply with the Redfish Specification-described requirements.
Identifier {}	object	The value shall be unique within the managed ecosystem. For property details, see Identifier v1.11.0).
MaximumRecoverableCapacitySourceCount (v1.2+)	integer <i>read-write (null)</i>	The maximum number of capacity source resources that can be supported for the purpose of recovery when in the event that an equivalent capacity source resource fails.
Name	string <i>read-only required</i>	This object represents the name of this resource or array member. The resource values shall comply with the Redfish Specification-described requirements. This string value shall be of the ‘Name’ reserved word format.
Oem {}	object	This property shall contain the OEM extensions. All values for properties that this object contains shall conform to the Redfish Specification-described requirements. For property details, see Oem.
SupportedAccessCapabilities []	array (string (enum)) <i>read-write (null)</i>	Each entry specifies a storage access capability. StorageAccessCapability enumeration literals may be used to describe abilities to read or write storage. <i>For the possible property values, see SupportedAccessCapabilities in Property details.</i>
SupportedLinesOfService [{	array	The collection shall contain known and supported DataStorageLinesOfService.

Property	Type	Notes
@odata.id	string <i>read-write</i>	Link to a <i>DataStorageLineOfService</i> resource. See the Links section and the <i>DataStorageLineOfService</i> schema for details.
SupportedProvisioningPolicies []	array (string (enum)) <i>read-write (null)</i>	This collection specifies supported storage allocation policies. The enumeration literals may be used to specify space provisioning policy. <i>For the possible property values, see SupportedProvisioningPolicies in Property details.</i>
SupportedRecoveryTimeObjectives []	array (string (enum)) <i>read-write (null)</i>	This collection specifies supported expectations for time to access the primary store after recovery. The enumeration literals shall represent the relative time required to make a replica available as a source. <i>For the possible property values, see SupportedRecoveryTimeObjectives in Property details.</i>
SupportsSpaceEfficiency	boolean <i>read-write (null)</i>	The value specifies whether storage compression or deduplication is supported. The default value for this property is false.

9.5.12.4 Property details

9.5.12.4.1 SupportedAccessCapabilities:

The defined property values are listed in [Table 97](#). Each entry specifies a storage access capability. *StorageAccessCapability* enumeration literals may be used to describe abilities to read or write storage.

Table 97: [SupportedAccessCapabilities property values](#) ##### SupportedProvisioningPolicies:

string	Description
Append	This enumeration literal shall indicate that the storage may be written only to append.
Execute	This value shall indicate that Execute access is allowed by the file share.
Read	This enumeration literal shall indicate that the storage may be read.
Streaming	This enumeration literal shall indicate that the storage may be read sequentially.
Write	This enumeration literal shall indicate that the storage may be written multiple times.
WriteOnce	This enumeration literal shall indicate that the storage may be written only once.

The defined property values are listed in [Table 98](#). This collection specifies supported storage allocation policies. The enumeration literals may be used to specify space provisioning policy.

Table 98: [SupportedProvisioningPolicies property values](#) ##### SupportedRecoveryTimeObjectives:

string	Description
Fixed	This enumeration literal specifies storage shall be fully allocated.
Thin	This enumeration literal specifies storage may be over allocated.

The defined property values are listed in [Table 99](#). This collection specifies supported expectations for time to access the primary store after recovery. The enumeration literals shall represent the relative time required to make a replica available as a source.

Table 99: [SupportedRecoveryTimeObjectives property values](#)

string	Description
Nearline	Access to a replica shall be consistent with switching access to a different path through a different front-end interconnection infrastructure. Some inconsistency may occur. A restore step may be required before recovery can commence.
Offline	Access to a replica may take a significant amount of time. No direct connection to the replica is assumed. Some inconsistency loss may occur. A restore step is likely to be required.
OnlineActive	Access to synchronous replicas shall be instantaneous.
OnlinePassive	Access to a synchronous replica shall be consistent with switching access to a different path the same front-end interconnect. A restore step shall not be required.

9.5.13 FeaturesRegistry 1.1.0

9.5.13.1 Description

This resource shall be used to represent a Feature registry for a Redfish implementation.

9.5.13.2 URIs

/redfish/v1/Registries

9.5.13.3 Properties

The properties defined for the FeaturesRegistry 1.1.0 schema are summarized in [Table 100](#).

Table 100: [FeaturesRegistry 1.1.0 properties](#)

Property	Type	Notes
Actions {}	object	The Actions property shall contain the available actions for this resource.
Description	string <i>read-only</i> <i>(null)</i>	This object represents the description of this resource. The resource values shall comply with the Redfish Specification-described requirements.
Features {	object * required*	The pattern property shall represent the suffix to be used in the FeatureId and shall be unique within this message registry.
(pattern) {	object	Property names follow regular expression pattern “[A-Za-z0-9]+”
CorrespondingProfileDefinition	string <i>read-only</i> <i>required</i> <i>(null)</i>	If present, the value shall define a profile definition that contains the named profile declaration.
Description	string <i>read-only</i> <i>required</i> <i>(null)</i>	The value shall be a detailed description of the feature.
FeatureName	string <i>read-only</i> <i>required</i> <i>(null)</i>	The value shall be the unique name of the feature prefixed by the defining organization separated by a period (e.g. ‘vendor.feature’).
Version	string <i>read-only</i> <i>required</i> <i>(null)</i>	The value shall uniquely identify the version of the feature, using the major.minor.errata format.
}		
}		
Id	string <i>read-only</i> <i>required</i>	This property represents an identifier for the resource. The resource values shall comply with the Redfish Specification-described requirements.
Language	string <i>read-only</i> <i>required</i>	The value of this property shall be a string consisting of an RFC 5646 language code.
Name	string <i>read-only</i> <i>required</i>	This object represents the name of this resource or array member. The resource values shall comply with the Redfish Specification-described requirements. This string value shall be of the ‘Name’ reserved word format.
Oem {}	object	This property shall contain the OEM extensions. All values for properties that this object contains shall conform to the Redfish Specification-described requirements. For property details, see Oem.

Property	Type	Notes
OwningEntity	string <i>read-only required</i>	The value of this property shall be a string that represents the publisher of this registry.
RegistryPrefix	string <i>read-only required</i>	The value of this property shall be the prefix used in IDs which uniquely identifies all of the Features in this registry as belonging to this registry.
RegistryVersion	string <i>read-only required</i>	The value of this property shall be the version of this message registry. The format of this string shall be of the format <code>majorversion.minorversion.errata</code> .

9.5.14 FileShare 1.2.0

9.5.14.1 Description

This resource shall be used to represent a shared set of files with a common directory structure.

9.5.14.2 URIs

`/redfish/v1/Storage/{StorageId}/FileSystems/{FileSystemsId}/ExportedFileShares/{ExportedFileSharesId}`
`/redfish/v1/StorageServices/{StorageServiceId}/FileSystems/{FileSystemsId}/ExportedFileShares/{ExportedFileSharesId}`
`/redfish/v1/Systems/{ComputerSystemsId}/Storage/{StorageId}/FileSystems/{FileSystemsId}/ExportedFileShares/{ExportedFileSharesId}`

9.5.14.3 Properties

The properties defined for the FileShare 1.2.0 schema are summarized in [Table 101](#).

Table 101: [FileShare 1.2.0 properties](#)

Property	Type	Notes
Actions (<i>v1.1+</i>) {}	object	The Actions property shall contain the available actions for this resource.
CASupported	boolean <i>read-write (null)</i>	The value of this property shall indicate that Continuous Availability is supported. Client/Server mediated recovery from network and server failure with application transparency. This property shall be NULL unless the FileSharingProtocols property includes SMB. The default value for this property is false.
DefaultAccessCapabilities []	array (string (enum)) <i>read-only (null)</i>	The value of this property shall be an array containing entries for the default access capabilities for the file share. Each entry shall specify a default access privilege. The types of default access can include Read, Write, and/or Execute. StorageAccessCapability enumeration literals may be used to describe abilities to read or write storage. <i>For the possible property values, see DefaultAccessCapabilities in Property details.</i>
Description	string <i>read-only (null)</i>	This object represents the description of this resource. The resource values shall comply with the Redfish Specification-described requirements.
EthernetInterfaces {	object	The value shall be a link to an EthernetInterfaceCollection with members that provide access to the file share.
@odata.id	string (URI) <i>read-only</i>	The value of this property shall be the unique identifier for the resource and it shall be of the form defined in the Redfish specification.
}		
ExecuteSupport	boolean <i>read-only (null)</i>	The value of this property shall indicate whether Execute access is supported by the file share. The default value for this property is false.

Property	Type	Notes
FileSharePath	string <i>read-only</i> <i>(null)</i>	The value of this property shall be a path (relative to the file system root) to the exported file or directory on the file system where this file share is hosted.
FileShareQuotaType	string (enum) <i>read-write</i> <i>(null)</i>	If FileShareQuotaType is present, a value of Soft shall specify that quotas are not enforced, and a value of Hard shall specify that writes shall fail if the space consumed would exceed the value of the FileShareTotalQuotaBytes property. <i>For the possible property values, see FileShareQuotaType in Property details.</i>
FileShareRemainingQuotaBytes	integer (By) <i>read-only</i> <i>(null)</i>	If present, the value of this property shall indicate the remaining number of bytes that may be consumed by this file share.
FileShareTotalQuotaBytes	integer (By) <i>read-write</i> <i>(null)</i>	If present, the value of this property shall indicate the maximum number of bytes that may be consumed by this file share.
FileSharingProtocols []	array (string (enum)) <i>read-only</i> <i>(null)</i>	This property shall be an array containing entries for the file sharing protocols supported by this file share. Each entry shall specify a file sharing protocol supported by the file system. The values shall indicate the file sharing protocols supported by the file system. At least one value shall be present. <i>For the possible property values, see FileSharingProtocols in Property details.</i>
Id	string <i>read-only</i> <i>required</i>	This property represents an identifier for the resource. The resource values shall comply with the Redfish Specification-described requirements.
Links {	object	The Links property, as described by the Redfish Specification, shall contain references to resources that are related to, but not contained by (subordinate to), this resource.
ClassOfService {	object	This value shall be a link to the ClassOfService for this file share. See the <i>ClassOfService</i> schema for details on this property.
@odata.id	string <i>read-only</i>	Link to a ClassOfService resource. See the Links section and the <i>ClassOfService</i> schema for details.
}		
FileSystem {	object	The value shall be a link to the file system containing the file share. See the <i>FileSystem</i> schema for details on this property.
@odata.id	string <i>read-only</i>	Link to a FileSystem resource. See the Links section and the <i>FileSystem</i> schema for details.
}		
Oem {	object	This property shall contain the OEM extensions. All values for properties contained in this object shall conform to the Redfish Specification-described requirements. For property details, see Oem.
}		
LowSpaceWarningThresholdPercents []	array (%) (integer, null) <i>read-write</i>	This property shall be an array containing entries for the percentages of file share capacity at which low space warning events are issued. A LOW_SPACE_THRESHOLD_WARNING event shall be triggered each time the remaining file share capacity value becomes less than one of the values in the array. The following shall be true: Across all CapacitySources entries, percent = (SUM(AllocatedBytes) - SUM(ConsumedBytes))/SUM(AllocatedBytes).
Name	string <i>read-only</i> <i>required</i>	This object represents the name of this resource or array member. The resource values shall comply with the Redfish Specification-described requirements. This string value shall be of the 'Name' reserved word format.

Property	Type	Notes
Oem {}	object	This property shall contain the OEM extensions. All values for properties that this object contains shall conform to the Redfish Specification-described requirements. For property details, see Oem.
RemainingCapacityPercent (<i>v1.1+</i>)	integer <i>read-only (null)</i>	If present, this value shall return $\{[(\text{SUM}(\text{AllocatedBytes}) - \text{SUM}(\text{ConsumedBytes}))/\text{SUM}(\text{AllocatedBytes})]*100$ represented as an integer value.
RootAccess	boolean <i>read-only (null)</i>	The value of this property shall indicate whether Root access is allowed by the file share. The default value for this property is false.
Status {}	object	This value of this property shall indicate the status of the file share. For property details, see Status.
WritePolicy	string (enum) <i>read-only (null)</i>	The value of this property shall define how writes are replicated to the shared source. <i>For the possible property values, see WritePolicy in Property details.</i>

9.5.14.4 Property details

9.5.14.4.1 DefaultAccessCapabilities:

The defined property values are listed in [Table 102](#). The value of this property shall be an array containing entries for the default access capabilities for the file share. Each entry shall specify a default access privilege. The types of default access can include Read, Write, and/or Execute. StorageAccessCapability enumeration literals may be used to describe abilities to read or write storage.

Table 102: [DefaultAccessCapabilities property values](#) ##### FileShareQuotaType:

string	Description
Append	This enumeration literal shall indicate that the storage may be written only to append.
Execute	This value shall indicate that Execute access is allowed by the file share.
Read	This enumeration literal shall indicate that the storage may be read.
Streaming	This enumeration literal shall indicate that the storage may be read sequentially.
Write	This enumeration literal shall indicate that the storage may be written multiple times.
WriteOnce	This enumeration literal shall indicate that the storage may be written only once.

The defined property values are listed in [Table 103](#). If FileShareQuotaType is present, a value of Soft shall specify that quotas are not enforced, and a value of Hard shall specify that writes shall fail if the space consumed would exceed the value of the FileShareTotalQuotaBytes property.

Table 103: [FileShareQuotaType property values](#) ##### FileSharingProtocols:

string	Description
Hard	This value shall indicate that quotas are enabled and enforced.
Soft	This value shall indicate that quotas are enabled but not enforced.

The defined property values are listed in [Table 104](#). This property shall be an array containing entries for the file sharing protocols supported by this file share. Each entry shall specify a file sharing protocol supported by the file system. The values shall indicate the file sharing protocols supported by the file system. At least one value shall be present.

Table 104: [FileSharingProtocols property values](#) ##### WritePolicy:

string	Description
NFSv3	This value shall indicate that NFSv3, as defined in RFC 1813, is supported by the file system.
NFSv4_0	This value shall indicate that NFSv4, as defined in RFC 7530, is supported by the file system.
NFSv4_1	This value shall indicate that NFSv4.1, as defined in RFC 5661, is supported by the file system.
SMBv2_0	This value shall indicate that Server Message Block version 2.0 is supported by the file system.
SMBv2_1	This value shall indicate that Server Message Block version 2.1 is supported by the file system.
SMBv3_0	This value shall indicate that Server Message Block version 3.0 is supported by the file system.
SMBv3_0_2	This value shall indicate that Server Message Block version 3.0.2 is supported by the file system.
SMBv3_1_1	This value shall indicate that Server Message Block version 3.1.1 is supported by the file system.

The defined property values are listed in [Table 105](#). The value of this property shall define how writes are replicated to the shared source.

Table 105: WritePolicy property values

string	Description
Active	This enumeration literal shall indicate Active-Active (i.e. bidirectional) synchronous updates.
Adaptive	This enumeration literal shall indicate that an implementation may switch between synchronous and asynchronous modes.
Asynchronous	This enumeration literal shall indicate Asynchronous updates.
Synchronous	This enumeration literal shall indicate Synchronous updates.

9.5.15 FileShareCollection

9.5.15.1 URIs

/redfish/v1/Storage/{StorageId}/FileSystems/{FileSystemsId}/ExportedFileShares /redfish/v1/StorageServices/{StorageServiceId}/FileSystems/{FileSystemsId}/ExportedFileShares

9.5.15.2 Properties

The properties defined for the FileShareCollection schema are summarized in [Table 106](#).

Table 106: FileShareCollection properties

Property	Type	Notes
Description	string <i>read-only</i> <i>(null)</i>	This object represents the description of this resource. The resource values shall comply with the Redfish Specification-described requirements.
Members [{	array	This property shall contain references to the members of this FileSystem collection.
@odata.id	string <i>read-only</i>	Link to a FileShare resource. See the Links section and the <i>FileShare</i> schema for details.
}]		
Members@odata.nextLink	string (URI) <i>read-only</i>	The value of this property shall be a URI to a resource, with the same @odata.type, containing the next set of partial members.
Name	string <i>read-only</i>	This object represents the name of this resource or array member. The resource values shall comply with the Redfish Specification-described requirements. This string value shall be of the 'Name' reserved word format.
Oem {}	object	This property shall contain the OEM extensions. All values for properties contained in this object shall conform to the Redfish Specification-described requirements. For property details, see Oem.

9.5.16 FileSystem 1.2.2

9.5.16.1 Description

This resource shall be used to represent an instance of a hierarchical namespace of files.

9.5.16.2 URIs

/redfish/v1/Storage/{StorageId}/FileSystems/{FileSystemId} /redfish/v1/StorageServices/{StorageServiceId}/FileSystems/{FileSystemId}

9.5.16.3 Properties

The properties defined for the FileSystem 1.2.2 schema are summarized in [Table 107](#).

Table 107: FileSystem 1.2.2 properties

Property	Type	Notes
AccessCapabilities []	array (string (enum)) <i>read-write</i> <i>(null)</i>	This property shall be an array containing entries for the supported IO access capabilities. Each entry shall specify a current storage access capability. StorageAccessCapability enumeration literals may be used to describe abilities to read or write storage. <i>For the possible property values, see AccessCapabilities in Property details.</i>

Property	Type	Notes
Actions (<i>v1.1+</i>) {}	object	The Actions property shall contain the available actions for this resource.
BlockSizeBytes	integer (By) <i>read-only</i> (null)	The value of this property shall be the block size of the file system in bytes.
Capacity {}	object	The value of this property shall be the capacity allocated to the file system in bytes. For property details, see Capacity v1.0.0).
CapacitySources [{	array	This property shall be an array containing entries for all the capacity sources for the file system. Each entry shall provide capacity allocation information from a named resource.
@odata.id	string <i>read-write</i>	Link to a CapacitySource resource. See the Links section and the <i>CapacitySource</i> schema for details.
}]		
CasePreserved	boolean <i>read-write</i> (null)	This property shall indicate that the case of file names is preserved by the file system. A value of True shall indicate that case of file names shall be preserved.
CaseSensitive	boolean <i>read-write</i> (null)	This property shall indicate that case sensitive file names are supported by the file system. A value of True shall indicate that file names are case sensitive.
CharacterCodeSet []	array (string (enum)) <i>read-write</i> (null)	This property shall be an array containing entries for the character sets or encodings supported by the file system. Each entry shall specify a character set encoding supported by the file system. The values shall indicate the character code standards supported by the file system. <i>For the possible property values, see CharacterCodeSet in Property details.</i>
ClusterSizeBytes	integer (By) <i>read-write</i> (null)	This value shall specify the minimum file allocation size imposed by the file system. This minimum allocation size shall be the smallest amount of storage allocated to a file by the file system. Under stress conditions, the file system may allocate storage in amounts smaller than this value.
Description	string <i>read-only</i> (null)	This object represents the description of this resource. The resource values shall comply with the Redfish Specification-described requirements.
ExportedShares {	object	This property shall be an array of exported file shares of this file system. Each entry shall define an exported file share of this file system. Contains a link to a resource.
@odata.id	string <i>read-write</i>	Link to Collection of <i>FileShare</i> . See the FileShare schema for details.
}		
Id	string <i>read-only</i> <i>required</i>	This property represents an identifier for the resource. The resource values shall comply with the Redfish Specification-described requirements.
Identifiers (<i>v1.1.1+</i>) [{ }]	array (object)	This property shall contain a list of all known durable names for this file system. This type shall contain any additional identifiers for a resource. For property details, see Identifier v1.11.0).
ImportedShares (<i>v1.0.1+</i>) [{	array	The value shall be an array of imported file shares.
ImportedShare	 <i>read-write</i>	
}]		
IOStatistics (<i>v1.2+</i>) {}	object	The value shall represent IO statistics for this FileSystem. For property details, see IOStatistics.

Property	Type	Notes
Links {	object	This property shall contain links to other resources that are related to this resource.
ClassOfService {	object	This value shall be a link to the ClassOfService for this file system. See the <i>ClassOfService</i> schema for details on this property.
@odata.id	string <i>read-only</i>	Link to a ClassOfService resource. See the Links section and the <i>ClassOfService</i> schema for details.
}		
Oem {}	object	This property shall contain the OEM extensions. All values for properties contained in this object shall conform to the Redfish Specification-described requirements. For property details, see Oem.
ReplicaCollection [{	array	This property shall be an array of links to replicas for this file system. Each entry shall be a link to a replica for this file system.
@odata.id	string <i>read-only</i>	Link to another FileSystem resource.
}]		
SpareResourceSets (<i>v1.2+</i>) [{	array	Each referenced SpareResourceSet shall contain resources that may be utilized to replace the capacity provided by a failed resource having a compatible type.
@odata.id	string <i>read-write</i>	Link to a SpareResourceSet resource. See the Links section and the <i>SpareResourceSet</i> schema for details.
}]		
}		
LowSpaceWarningThresholdPercents []	array (%) (integer, null) <i>read-write</i>	This property shall be an array containing entries for the percentages of file system capacity at which low space warning events are issued. A LOW_SPACE_THRESHOLD_WARNING event shall be triggered each time the remaining file system capacity value becomes less than one of the values in the array. The following shall be true: Across all CapacitySources entries, percent = (SUM(AllocatedBytes) - SUM(ConsumedBytes))/SUM(AllocatedBytes).
MaxFileNameLengthBytes	integer (By) <i>read-write (null)</i>	If specified, this value shall specify the maximum length of a file name within the file system.
Name	string <i>read-only required</i>	This object represents the name of this resource or array member. The resource values shall comply with the Redfish Specification-described requirements. This string value shall be of the 'Name' reserved word format.
Oem {}	object	This property shall contain the OEM extensions. All values for properties that this object contains shall conform to the Redfish Specification-described requirements. For property details, see Oem.
RecoverableCapacitySourceCount (<i>v1.2+</i>)	integer <i>read-write (null)</i>	The value is the number of available capacity source resources currently available in the event that an equivalent capacity source resource fails.
RemainingCapacity {}	object	The value of this property shall be the remaining capacity allocated to the file system in bytes. For property details, see Capacity v1.0.0).
RemainingCapacityPercent (<i>v1.1+</i>)	integer <i>read-only (null)</i>	If present, this value shall return $\{[(\text{SUM}(\text{AllocatedBytes}) - \text{SUM}(\text{ConsumedBytes})) / \text{SUM}(\text{AllocatedBytes})] * 100$ represented as an integer value.
ReplicaInfo {	object	If this file system is a replica, this value shall describe its replication attributes. This value shall not be present if this file system is not a replica. A file system may be both a source and a replica. See the <i>StorageReplicaInfo</i> schema for details on this property.
@odata.id	string <i>read-only</i>	Link to a ReplicaInfo resource. See the Links section and the <i>StorageReplicaInfo</i> schema for details.

Property	Type	Notes
}		
ReplicaTargets (<i>v1.2.1+</i>) [{	array	The value shall reference the target replicas that are sourced by this replica.
@odata.id	string (URI) <i>read-only</i>	The value of this property shall be the unique identifier for the resource and it shall be of the form defined in the Redfish specification.
}]		

9.5.16.4 Property details

9.5.16.4.1 AccessCapabilities:

The defined property values are listed in [Table 108](#). This property shall be an array containing entries for the supported IO access capabilities. Each entry shall specify a current storage access capability. StorageAccessCapability enumeration literals may be used to describe abilities to read or write storage.

Table 108: [AccessCapabilities property values](#) ##### CharacterCodeSet:

string	Description
Append	This enumeration literal shall indicate that the storage may be written only to append.
Execute	This value shall indicate that Execute access is allowed by the file share.
Read	This enumeration literal shall indicate that the storage may be read.
Streaming	This enumeration literal shall indicate that the storage may be read sequentially.
Write	This enumeration literal shall indicate that the storage may be written multiple times.
WriteOnce	This enumeration literal shall indicate that the storage may be written only once.

The defined property values are listed in [Table 109](#). This property shall be an array containing entries for the character sets or encodings supported by the file system. Each entry shall specify a character set encoding supported by the file system. The values shall indicate the character code standards supported by the file system.

Table 109: [CharacterCodeSet property values](#)

string	Description
ASCII	This value shall indicate that the ASCII character encoding is supported by the file system.
ExtendedUNIXCode	This value shall indicate that Extended Unix Code character encoding is supported by the file system.
ISO2022	This value shall indicate that ISO-2022 character encoding is supported by the file system.
ISO8859_1	This value shall indicate that ISO-8859-1 character encoding is supported by the file system.
UCS_2	This value shall indicate that the UCS-2 character encoding is supported by the file system.
Unicode	This value shall indicate that Unicode character encoding is supported by the file system.
UTF_16	This value shall indicate that the UTF-16 character encoding is supported by the file system.
UTF_8	This value shall indicate that the UTF-8 character encoding is supported by the file system.

9.5.17 FileSystemCollection

9.5.17.1 URIs

/redfish/v1/Storage/{StorageId}/FileSystems /redfish/v1/StorageServices/{StorageServiceId}/FileSystems

9.5.17.2 Properties

The properties defined for the FileSystemCollection schema are summarized in [Table 110](#).

Table 110: [FileSystemCollection properties](#)

Property	Type	Notes
Description	string <i>read-only</i> (null)	This object represents the description of this resource. The resource values shall comply with the Redfish Specification-described requirements.
Members [{	array	This property shall contain references to the members of this FileSystem collection.
@odata.id	string <i>read-only</i>	Link to a FileSystem resource. See the Links section and the <i>FileSystem</i> schema for details.
}]		

Property	Type	Notes
Members@odata.nextLink	string (URI) <i>read-only</i>	The value of this property shall be a URI to a resource, with the same @odata.type, containing the next set of partial members.
Name	string <i>read-only</i>	This object represents the name of this resource or array member. The resource values shall comply with the Redfish Specification-described requirements. This string value shall be of the 'Name' reserved word format.
Oem {}	object	This property shall contain the OEM extensions. All values for properties contained in this object shall conform to the Redfish Specification-described requirements. For property details, see Oem.

9.5.18 HostedStorageServices

9.5.18.1 URIs

/redfish/v1/Systems/{ComputerSystemId}/HostedServices

9.5.18.2 Properties

The properties defined for the HostedStorageServices schema are summarized in [Table 111](#).

Table 111: [HostedStorageServices properties](#)

Property	Type	Notes
Description	string <i>read-only (null)</i>	This object represents the description of this resource. The resource values shall comply with the Redfish Specification-described requirements.
Members [{	array	The value of each member entry shall reference a StorageService resource.
@odata.id	string <i>read-only</i>	Link to a StorageService resource. See the Links section and the <i>StorageService</i> schema for details.
}]		
Members@odata.nextLink	string (URI) <i>read-only</i>	The value of this property shall be a URI to a resource, with the same @odata.type, containing the next set of partial members.
Name	string <i>read-only</i>	This object represents the name of this resource or array member. The resource values shall comply with the Redfish Specification-described requirements. This string value shall be of the 'Name' reserved word format.
Oem {}	object	This property shall contain the OEM extensions. All values for properties contained in this object shall conform to the Redfish Specification-described requirements. For property details, see Oem.

9.5.19 IOConnectivityLineOfService 1.2.1

9.5.19.1 Description

An IO connectivity service option may be used to specify the characteristics of storage connectivity.

9.5.19.2 URIs

/redfish/v1/StorageServices/{StorageServiceId}/ClassesOfService/{ClassOfServiceId}/IOConnectivityLinesOfService/{IOConnectivityLineOfServiceId}
/redfish/v1/StorageServices/{StorageServiceId}/LinesOfService/IOConnectivityLinesOfService/{IOConnectivityLineOfServiceId}

9.5.19.3 Properties

The properties defined for the IOConnectivityLineOfService 1.2.1 schema are summarized in [Table 112](#).

Table 112: [IOConnectivityLineOfService 1.2.1 properties](#)

Property	Type	Notes
----------	------	-------

Property	Type	Notes
AccessProtocols []	array (string (enum)) <i>read- write (null)</i>	The Enumeration Literal shall specify the Access protocol for this service option. NOTE: If multiple protocols are specified, the corresponding MaxSupportedIOPS governs the max achieved across all protocol uses. This may be less than the sum of the individual max values, which may be specified by individual Line of Service entries. <i>For the possible property values, see AccessProtocols in Property details.</i>
Actions (v1.2+) {}	object	The Actions property shall contain the available actions for this resource.
Description	string <i>read- only (null)</i>	This object represents the description of this resource. The resource values shall comply with the Redfish Specification-described requirements.
Id	string <i>read- only required</i>	This property represents an identifier for the resource. The resource values shall comply with the Redfish Specification-described requirements.
MaxBytesPerSecond (v1.1+)	integer (By/s) <i>read- write (null)</i>	The value shall be the maximum bytes per second that a connection can support.
MaxIOPS (v1.1+)	integer ([IO]/s) <i>read- write (null)</i>	The value shall be the maximum IOs per second that the connection shall allow for the selected access protocol.
Name	string <i>read- only required</i>	This object represents the name of this resource or array member. The resource values shall comply with the Redfish Specification-described requirements. This string value shall be of the 'Name' reserved word format.
Oem {}	object	This property shall contain the OEM extensions. All values for properties that this object contains shall conform to the Redfish Specification-described requirements. For property details, see Oem.

9.5.19.4 Property details

9.5.19.4.1 AccessProtocols:

The defined property values are listed in [Table 113](#). The Enumeration Literal shall specify the Access protocol for this service option. NOTE: If multiple protocols are specified, the corresponding MaxSupportedIOPS governs the max achieved across all protocol uses. This may be less than the sum of the individual max values, which may be specified by individual Line of Service entries.

Table 113: [AccessProtocols property values](#)

string	Description
AHCI	This value shall indicate conformance to the Intel Advanced Host Controller Interface (AHCI) Specification.
Ethernet	This value shall indicate conformance to the IEEE 802.3 Ethernet specification.
FC	This value shall indicate conformance to the T11 Fibre Channel Physical and Signaling Interface Specification.
FCoE	This value shall indicate conformance to the T11 FC-BB-5 Specification.
FCP	This value shall indicate conformance to the INCITS 481: Information Technology - Fibre Channel Protocol for SCSI.
FICON	This value shall indicate conformance to the ANSI FC-SB-3 Single-Byte Command Code Sets-3 Mapping Protocol for the Fibre Channel (FC) protocol. Fibre Connection (FICON) is the IBM-proprietary name for this protocol.
FTP	This value shall indicate conformance to the RFC114-defined File Transfer Protocol (FTP).
GenZ	This value shall indicate conformance to the Gen-Z Core Specification.
HTTP	This value shall indicate conformance to the Hypertext Transport Protocol (HTTP) as defined by RFC3010 or RFC5661.
HTTPS	This value shall indicate conformance to the Hypertext Transfer Protocol Secure (HTTPS) as defined by RFC2068 or RFC2616, which uses Transport Layer Security (TLS) as defined by RFC5246 or RFC6176.
I2C	This value shall indicate conformance to the NXP Semiconductors I2C-bus Specification.
InfiniBand	This value shall indicate conformance to the InfiniBand Architecture Specification-defined InfiniBand protocol.
iSCSI	This value shall indicate conformance to the IETF Internet Small Computer Systems Interface (iSCSI) Specification.
iWARP	This value shall indicate conformance to the RFC5042-defined Internet Wide Area RDMA Protocol (iWARP) that uses the transport layer mechanisms as defined by RFC5043 or RFC5044.

string	Description
MultiProtocol	This value shall indicate conformance to multiple protocols.
NFSv3	This value shall indicate conformance to the RFC1813-defined Network File System (NFS) protocol.
NFSv4	
NVMe	This value shall indicate conformance to the Non-Volatile Memory Host Controller Interface Specification.
NVMeOverFabrics	This value shall indicate conformance to the NVM Express over Fabrics Specification.
OEM	This value shall indicate conformance to an OEM-specific architecture and the OEM section might include additional information.
PCIe	This value shall indicate conformance to the PCI-SIG PCI Express Base Specification.
RoCE	This value shall indicate conformance to the InfiniBand Architecture Specification-defined RDMA over Converged Ethernet Protocol.
RoCEv2	This value shall indicate conformance to the InfiniBand Architecture Specification-defined RDMA over Converged Ethernet Protocol version 2.
SAS	This value shall indicate conformance to the T10 SAS Protocol Layer Specification.
SATA	This value shall indicate conformance to the Serial ATA International Organization Serial ATA Specification.
SFTP	This value shall indicate conformance to the RFC114-defined SSH File Transfer Protocol (SFTP) that uses Transport Layer Security (TLS) as defined by RFC5246 or RFC6176.
SMB	This value shall indicate conformance to the Server Message Block (SMB), or Common Internet File System (CIFS), protocol.
TCP	This value shall indicate conformance to the IETF-defined Transmission Control Protocol (TCP). For example, RFC7414 defines the roadmap of the TCP specification.
TFTP	This value shall indicate conformance to the IETF-defined Trivial File Transfer Protocol (TFTP). For example, RFC1350 defines the core TFTP version 2 specification.
UDP	This value shall indicate conformance to the IETF-defined User Datagram Protocol (UDP). For example, RFC768 defines the core UDP specification.
UHCI	This value shall indicate conformance to the Intel Universal Host Controller Interface (UHCI) Specification, Enhanced Host Controller Interface Specification, or the Extensible Host Controller Interface Specification.
USB	This value shall indicate conformance to the USB Implementers Forum Universal Serial Bus Specification.

9.5.20 IOConnectivityLoSCapabilities 1.2.0

9.5.20.1 Description

Each instance of IOConnectivityLoSCapabilities describes capabilities of the system to support various IO Connectivity service options.

9.5.20.2 URIs

/redfish/v1/StorageServices/{StorageServiceId}/IOConnectivityLoSCapabilities

9.5.20.3 Properties

The properties defined for the IOConnectivityLoSCapabilities 1.2.0 schema are summarized in [Table 114](#).

Table 114: IOConnectivityLoSCapabilities 1.2.0 properties

Property	Type	Notes
Actions (<i>v1.1+</i>) {}	object	The Actions property shall contain the available actions for this resource.
Description	string <i>read-only</i> (<i>null</i>)	This object represents the description of this resource. The resource values shall comply with the Redfish Specification-described requirements.
Id	string <i>read-only</i> <i>required</i>	This property represents an identifier for the resource. The resource values shall comply with the Redfish Specification-described requirements.
Identifier {}	object	The value identifies this resource. The value shall be unique within the managed ecosystem. For property details, see Identifier v1.11.0).
MaxSupportedBytesPerSecond	integer (By/s) <i>read-write</i> (<i>null</i>)	The value shall be the maximum bytes per second that a connection can support.

Property	Type	Notes
MaxSupportedIOPS (<i>v1.1+</i>)	integer ([IO]/s) <i>read-write</i> (<i>null</i>)	The value shall be the maximum IOPS that a connection can support.
Name	string <i>read-only</i> <i>required</i>	This object represents the name of this resource or array member. The resource values shall comply with the Redfish Specification-described requirements. This string value shall be of the 'Name' reserved word format.
Oem {}	object	This property shall contain the OEM extensions. All values for properties that this object contains shall conform to the Redfish Specification-described requirements. For property details, see Oem.
SupportedAccessProtocols []	array (string (enum)) <i>read-write</i> (<i>null</i>)	Access protocols supported by this service option. NOTE: SMB+NFS* requires that SMB and at least one of NFSv3 or NFXv4 are also selected, (i.e. {'SMB', 'NFSv4', 'SMB+NFS'}). For the possible property values, see SupportedAccessProtocols in Property details.*
SupportedLinesOfService [{	array	The collection shall contain known and supported IOConnectivityLinesOfService.
@odata.id	string <i>read-write</i>	Link to a IOConnectivityLineOfService resource. See the Links section and the <i>IOConnectivityLineOfService</i> schema for details.
}]		

9.5.20.4 Property details

9.5.20.4.1 SupportedAccessProtocols:

The defined property values are listed in [Table 115](#). Access protocols supported by this service option. NOTE: SMB+NFS* requires that SMB and at least one of NFSv3 or NFXv4 are also selected, (i.e. {'SMB', 'NFSv4', 'SMB+NFS'}).

Table 115: [SupportedAccessProtocols property values](#)

string	Description
AHCI	This value shall indicate conformance to the Intel Advanced Host Controller Interface (AHCI) Specification.
Ethernet	This value shall indicate conformance to the IEEE 802.3 Ethernet specification.
FC	This value shall indicate conformance to the T11 Fibre Channel Physical and Signaling Interface Specification.
FCoE	This value shall indicate conformance to the T11 FC-BB-5 Specification.
FCP	This value shall indicate conformance to the INCITS 481: Information Technology - Fibre Channel Protocol for SCSI.
FICON	This value shall indicate conformance to the ANSI FC-SB-3 Single-Byte Command Code Sets-3 Mapping Protocol for the Fibre Channel (FC) protocol. Fibre Connection (FICON) is the IBM-proprietary name for this protocol.
FTP	This value shall indicate conformance to the RFC114-defined File Transfer Protocol (FTP).
GenZ	This value shall indicate conformance to the Gen-Z Core Specification.
HTTP	This value shall indicate conformance to the Hypertext Transport Protocol (HTTP) as defined by RFC3010 or RFC5661.
HTTPS	This value shall indicate conformance to the Hypertext Transfer Protocol Secure (HTTPS) as defined by RFC2068 or RFC2616, which uses Transport Layer Security (TLS) as defined by RFC5246 or RFC6176.
I2C	This value shall indicate conformance to the NXP Semiconductors I2C-bus Specification.
InfiniBand	This value shall indicate conformance to the InfiniBand Architecture Specification-defined InfiniBand protocol.
iSCSI	This value shall indicate conformance to the IETF Internet Small Computer Systems Interface (iSCSI) Specification.
iWARP	This value shall indicate conformance to the RFC5042-defined Internet Wide Area RDMA Protocol (iWARP) that uses the transport layer mechanisms as defined by RFC5043 or RFC5044.
MultiProtocol	This value shall indicate conformance to multiple protocols.
NFSv3	This value shall indicate conformance to the RFC1813-defined Network File System (NFS) protocol.
NFSv4	
NVMe	This value shall indicate conformance to the Non-Volatile Memory Host Controller Interface Specification.
NVMeOverFabrics	This value shall indicate conformance to the NVM Express over Fabrics Specification.
OEM	This value shall indicate conformance to an OEM-specific architecture and the OEM section might include additional information.
PCIe	This value shall indicate conformance to the PCI-SIG PCI Express Base Specification.
RoCE	This value shall indicate conformance to the InfiniBand Architecture Specification-defined RDMA over Converged Ethernet Protocol.
RoCEv2	This value shall indicate conformance to the InfiniBand Architecture Specification-defined RDMA over Converged Ethernet Protocol version 2.

string	Description
SAS	This value shall indicate conformance to the T10 SAS Protocol Layer Specification.
SATA	This value shall indicate conformance to the Serial ATA International Organization Serial ATA Specification.
SFTP	This value shall indicate conformance to the RFC114-defined SSH File Transfer Protocol (SFTP) that uses Transport Layer Security (TLS) as defined by RFC5246 or RFC6176.
SMB	This value shall indicate conformance to the Server Message Block (SMB), or Common Internet File System (CIFS), protocol.
TCP	This value shall indicate conformance to the IETF-defined Transmission Control Protocol (TCP). For example, RFC7414 defines the roadmap of the TCP specification.
TFTP	This value shall indicate conformance to the IETF-defined Trivial File Transfer Protocol (TFTP). For example, RFC1350 defines the core TFTP version 2 specification.
UDP	This value shall indicate conformance to the IETF-defined User Datagram Protocol (UDP). For example, RFC768 defines the core UDP specification.
UHCI	This value shall indicate conformance to the Intel Universal Host Controller Interface (UHCI) Specification, Enhanced Host Controller Interface Specification, or the Extensible Host Controller Interface Specification.
USB	This value shall indicate conformance to the USB Implementers Forum Universal Serial Bus Specification.

9.5.21 IOPerformanceLineOfService 1.1.1

9.5.21.1 Description

This structure may be used to define a service option related to IO performance.

9.5.21.2 URIs

/redfish/v1/StorageServices/{StorageServiceId}/ClassesOfService/{ClassOfServiceId}/IOPerformanceLinesOfService/{IOPerformanceLineOfServiceId}
/redfish/v1/StorageServices/{StorageServiceId}/LinesOfService/IOPerformanceLinesOfService/{IOPerformanceLineOfServiceId}

9.5.21.3 Properties

The properties defined for the IOPerformanceLineOfService 1.1.1 schema are summarized in [Table 116](#).

Table 116: IOPerformanceLineOfService 1.1.1 properties

Property	Type	Notes
Actions (v1.1+) {}	object	The Actions property shall contain the available actions for this resource.
AverageIOOperationLatencyMicroseconds	integer (us) <i>read-write</i> (null)	The value shall be the expected average IO latency in microseconds calculated over sample periods (see SamplePeriodSeconds).
Description	string <i>read-only</i> (null)	This object represents the description of this resource. The resource values shall comply with the Redfish Specification-described requirements.
Id	string <i>read-only required</i>	This property represents an identifier for the resource. The resource values shall comply with the Redfish Specification-described requirements.
IOOperationsPerSecondIsLimited	boolean <i>read-write</i> (null)	If true, the system should not allow IOPS to exceed MaxIOOperationsPerSecondPerTerabyte * VolumeSize. Otherwise, the system shall not enforce a limit. The default value for this property is false.
IOWorkload {}	object	The value shall be a description of the expected workload. The workload provides the context in which the values of MaxIOOperationsPerSecondPerTerabyte and AverageIOOperationLatencyMicroseconds are expected to be achievable. For property details, see IOWorkload v1.0.0).
MaxIOOperationsPerSecondPerTerabyte	integer (1/s/TBy) <i>read-write</i> (null)	The value shall be the amount of IOPS a volume of a given committed size in Terabytes can support. This IOPS density value is useful as a metric that is independent of capacity. Cost is a function of this value and the AverageIOOperationLatencyMicroseconds.
Name	string <i>read-only required</i>	This object represents the name of this resource or array member. The resource values shall comply with the Redfish Specification-described requirements. This string value shall be of the 'Name' reserved word format.

Property	Type	Notes
Oem {}	object	This property shall contain the OEM extensions. All values for properties that this object contains shall conform to the Redfish Specification-described requirements. For property details, see Oem.
SamplePeriod	string <i>read-write</i> (null)	The value shall be an ISO 8601 duration specifying the sampling period over which average values are calculated.

9.5.22 IOPerformanceLoSCapabilities 1.3.0

9.5.22.1 Description

Each instance of IOPerformanceLoSCapabilities shall describe the capabilities of the system to support various IO performance service options.

9.5.22.2 URIs

/redfish/v1/StorageServices/{StorageServiceId}/IOPerformanceLoSCapabilities

9.5.22.3 Properties

The properties defined for the IOPerformanceLoSCapabilities 1.3.0 schema are summarized in [Table 117](#).

Table 117: [IOPerformanceLoSCapabilities 1.3.0 properties](#)

Property	Type	Notes
Actions (v1.1+) {}	object	The Actions property shall contain the available actions for this resource.
Description	string <i>read-only</i> (null)	This object represents the description of this resource. The resource values shall comply with the Redfish Specification-described requirements.
Id	string <i>read-only required</i>	This property represents an identifier for the resource. The resource values shall comply with the Redfish Specification-described requirements.
Identifier {}	object	The value shall be unique within the managed ecosystem. For property details, see Identifier v1.11.0).
IOLimitingIsSupported	boolean <i>read-write</i> (null)	If true, the system should limit IOPS to MaxIOOperationsPerSecondPerTerabyte * (Volume Size in Terabytes). Otherwise, the system shall not enforce a limit. The default value for this property is false.
MaxSamplePeriod	string (s) <i>read-write</i> (null)	The value shall be an ISO 8601 duration specifying the maximum sampling period over which average values are calculated.
MinSamplePeriod	string (s) <i>read-write</i> (null)	The value shall be an ISO 8601 duration specifying the minimum sampling period over which average values are calculated.
MinSupportedIoOperationLatencyMicroseconds	integer (us) <i>read-write</i> (null)	The value shall be the minimum supported average IO latency in microseconds calculated over the SamplePeriod.
Name	string <i>read-only required</i>	This object represents the name of this resource or array member. The resource values shall comply with the Redfish Specification-described requirements. This string value shall be of the 'Name' reserved word format.

Property	Type	Notes
Oem {}	object	This property shall contain the OEM extensions. All values for properties that this object contains shall conform to the Redfish Specification-described requirements. For property details, see Oem.
SupportedIOWorkloads [{}]	array (object) (null)	The value shall be a collection of supported workloads. This structure may be used to describe an IO Workload. For property details, see IOWorkload.
SupportedLinesOfService [{	array	The value shall be a collection supported IO performance service options.
@odata.id	string read-write	Link to a IOPerformanceLineOfService resource. See the Links section and the <i>IOPerformanceLineOfService</i> schema for details.
}]		

9.5.23 LineOfService 1.1.0

9.5.23.1 Description

This service option is the abstract base class for other ClassOfService and concrete lines of service.

9.5.23.2 Properties

The properties defined for the LineOfService 1.1.0 schema are summarized in [Table 118](#).

Table 118: [LineOfService 1.1.0 properties](#)

Property	Type	Notes
Description	string read-only (null)	This object represents the description of this resource. The resource values shall comply with the Redfish Specification-described requirements.
Id	string read-only required	This property represents an identifier for the resource. The resource values shall comply with the Redfish Specification-described requirements.
Name	string read-only required	This object represents the name of this resource or array member. The resource values shall comply with the Redfish Specification-described requirements. This string value shall be of the 'Name' reserved word format.
Oem {}	object	This property shall contain the OEM extensions. All values for properties that this object contains shall conform to the Redfish Specification-described requirements. For property details, see Oem.

9.5.24 LineOfServiceCollection

9.5.24.1 URIs

/redfish/v1/StorageServices/{StorageServiceId}/ClassesOfService/{ClassOfServiceId}/DataProtectionLinesOfService
 /redfish/v1/StorageServices/{StorageServiceId}/ClassesOfService/{ClassOfServiceId}/DataSecurityLinesOfService
 /redfish/v1/StorageServices/{StorageServiceId}/ClassesOfService/{ClassOfServiceId}/DataStorageLinesOfService
 /redfish/v1/StorageServices/{StorageServiceId}/ClassesOfService/{ClassOfServiceId}/IOConnectivityLinesOfService
 /redfish/v1/StorageServices/{StorageServiceId}/ClassesOfService/{ClassOfServiceId}/IOPerformanceLinesOfService /redfish/v1/StorageServices/{StorageServiceId}/LinesOfService
 /redfish/v1/StorageServices/{StorageServiceId}/LinesOfService/DataProtectionLinesOfService /redfish/v1/StorageServices/{StorageServiceId}/LinesOfService/DataSecurityLinesOfService
 /redfish/v1/StorageServices/{StorageServiceId}/LinesOfService/DataStorageLinesOfService /redfish/v1/StorageServices/{StorageServiceId}/LinesOfService/IOConnectivityLinesOfService
 /redfish/v1/StorageServices/{StorageServiceId}/LinesOfService/IOPerformanceLinesOfService

9.5.24.2 Properties

The properties defined for the LineOfServiceCollection schema are summarized in [Table 119](#).

Table 119: [LineOfServiceCollection properties](#)

Property	Type	Notes
Description	string read-only (null)	This object represents the description of this resource. The resource values shall comply with the Redfish Specification-described requirements.

Property	Type	Notes
Members [{	array	The value of each member entry shall reference a <i>LineOfService</i> resource.
@odata.id	string <i>read-only</i>	Link to a <i>LineOfService</i> resource. See the Links section and the <i>LineOfService</i> schema for details.
}]		
Members@odata.nextLink	string (URI) <i>read-only</i>	The value of this property shall be a URI to a resource, with the same @odata.type, containing the next set of partial members.
Name	string <i>read-only</i>	This object represents the name of this resource or array member. The resource values shall comply with the Redfish Specification-described requirements. This string value shall be of the 'Name' reserved word format.
Oem { }	object	This property shall contain the OEM extensions. All values for properties contained in this object shall conform to the Redfish Specification-described requirements. For property details, see <i>Oem</i> .

9.5.25 NVMeDomain 1.1.0

9.5.25.1 Description

Properties for the Domain.

9.5.25.2 URIs

/redfish/v1/NVMeDomains/{*NVMeDomainId*}

9.5.25.3 Properties

The properties defined for the NVMeDomain 1.1.0 schema are summarized in [Table 120](#).

Table 120: NVMeDomain 1.1.0 properties

Property	Type	Notes
Actions { }	object	This property shall contain the available actions for this resource.
AvailableFirmwareImages [{	array	A collection of available firmware images.
@odata.id	string <i>read-only</i>	Link to a <i>NVMeFirmwareImage</i> resource. See the Links section and the <i>NVMeFirmwareImage</i> schema for details.
}]		
Description	string <i>read-only (null)</i>	This object represents the description of this resource. The resource values shall comply with the Redfish Specification-described requirements.
DomainMembers [{	array	The members of the domain.
Resource	 <i>read-write</i>	
}]		
Id	string <i>read-only required</i>	This property represents an identifier for the resource. The resource values shall comply with the Redfish Specification-described requirements.
Links {	object	This property shall contain links to resources that are related to but are not contained by or subordinate to this resource.
AssociatedDomains [{	array	This property shall contain an array of links to resources of type <i>NVMeDomain</i> that represent associated domains.

Property	Type	Notes
@odata.id	string <i>read-only</i>	Link to another NVMeDomain resource.
}		
Oem {}	object	This property shall contain the OEM extensions. All values for properties contained in this object shall conform to the Redfish Specification-described requirements. For property details, see Oem.
}		
MaximumCapacityPerEnduranceGroupBytes	integer (By) <i>read-only (null)</i>	This property shall contain the maximum capacity per endurance group in bytes of this NVMe Domain.
Name	string <i>read-only required</i>	This object represents the name of this resource or array member. The resource values shall comply with the Redfish Specification-described requirements. This string value shall be of the 'Name' reserved word format.
Oem {}	object	This property shall contain the OEM extensions. All values for properties that this object contains shall conform to the Redfish Specification-described requirements. For property details, see Oem.
Status {}	object	This property shall contain any status or health properties of the resource. For property details, see Status.
TotalDomainCapacityBytes	integer (By) <i>read-only (null)</i>	This property shall contain the total capacity in bytes of this NVMe Domain.
UnallocatedDomainCapacityBytes	integer (By) <i>read-only (null)</i>	This property shall contain the total unallocated capacity in bytes of this NVMe Domain.

9.5.26 NVMeDomainCollection

9.5.26.1 URIs

/redfish/v1/NVMeDomains

9.5.26.2 Properties

The properties defined for the NVMeDomainCollection schema are summarized in [Table 121](#).

Table 121: NVMeDomainCollection properties

Property	Type	Notes
Description	string <i>read-only (null)</i>	This object represents the description of this resource. The resource values shall comply with the Redfish Specification-described requirements.
Members [{}	array	The value of each member entry shall reference a NVMeDomain resource.
@odata.id	string <i>read-only</i>	Link to a NVMeDomain resource. See the Links section and the <i>NVMeDomain</i> schema for details.
}		
Members@odata.nextLink	string (URI) <i>read-only</i>	The value of this property shall be a URI to a resource, with the same @odata.type, containing the next set of partial members.

Property	Type	Notes
Name	string <i>read-only</i>	This object represents the name of this resource or array member. The resource values shall comply with the Redfish Specification-described requirements. This string value shall be of the 'Name' reserved word format.
Oem {}	object	This property shall contain the OEM extensions. All values for properties contained in this object shall conform to the Redfish Specification-described requirements. For property details, see Oem.

9.5.27 NVMeFirmwareImage 1.1.0

9.5.27.1 Description

NVMe Domain firmware image information.

9.5.27.2 URIs

/redfish/v1/NVMeDomains/{DomainId}/AvailableFirmwareImages/{FirmwareImageId}

9.5.27.3 Properties

The properties defined for the NVMeFirmwareImage 1.1.0 schema are summarized in [Table 122](#).

Table 122: NVMeFirmwareImage 1.1.0 properties

Property	Type	Notes
Actions {}	object	This property shall contain the available actions for this resource.
Description	string <i>read-only (null)</i>	This object represents the description of this resource. The resource values shall comply with the Redfish Specification-described requirements.
FirmwareVersion	string <i>read-only (null)</i>	This property shall contain the firmware version of the available NVMe firmware image.
Id	string <i>read-only required</i>	This property represents an identifier for the resource. The resource values shall comply with the Redfish Specification-described requirements.
Name	string <i>read-only required</i>	This object represents the name of this resource or array member. The resource values shall comply with the Redfish Specification-described requirements. This string value shall be of the 'Name' reserved word format.
NVMeDeviceType	string (enum) <i>read-only (null)</i>	This property shall specify the type of NVMe device for this NVMe firmware image. <i>For the possible property values, see NVMeDeviceType in Property details.</i>
Oem {}	object	This property shall contain the OEM extensions. All values for properties that this object contains shall conform to the Redfish Specification-described requirements. For property details, see Oem.
Vendor	string <i>read-only (null)</i>	This property shall include the name of the manufacturer or vendor associate with this NVMe firmware image.

9.5.27.4 Property details

9.5.27.4.1 NVMeDeviceType:

The defined property values are listed in [Table 123](#). This property shall specify the type of NVMe device for this NVMe firmware image.

Table 123: NVMeDeviceType property values

string	Description
Drive	Specifies an device type of Drive, indicating a NVMe device that presents as an NVMe SSD device.
FabricAttachArray	Specifies an NVMe device type of FabricAttachArray, indicating a NVMe device that presents an NVMe front-end that abstracts the back end storage, typically with multiple options for availability and protection.
JBOF	Specifies an device type of JBOF, indicating a NVMe device that presents as an NVMe smart enclosure for NVMe devices, typically NVMe Drives.

9.5.28 SpareResourceSet 1.0.1

9.5.28.1 Description

The values define a set of spares of a particular type.

9.5.28.2 Properties

The properties defined for the SpareResourceSet 1.0.1 schema are summarized in [Table 124](#).

Table 124: [SpareResourceSet 1.0.1 properties](#)

Property	Type	Notes
Actions (<i>v1.0.1+</i>) {}	object	The Actions property shall contain the available actions for this resource.
Description	string <i>read-only</i> (<i>null</i>)	This object represents the description of this resource. The resource values shall comply with the Redfish Specification-described requirements.
Id	string <i>read-only</i> <i>required</i>	This property represents an identifier for the resource. The resource values shall comply with the Redfish Specification-described requirements.
Links {	object	This structure shall contain references to resources that are not contained within this resource.
Oem {}	object	This property shall contain the OEM extensions. All values for properties contained in this object shall conform to the Redfish Specification-described requirements. For property details, see Oem.
OnHandSpares [{	array	The type of resources in the set.
@odata.id	string (URI) <i>read-only</i>	The value of this property shall be the unique identifier for the resource and it shall be of the form defined in the Redfish specification.
}		
ReplacementSpareSets [{	array	Other spare sets that can be utilized to replenish this spare set.
@odata.id	string <i>read-only</i>	Link to another SpareResourceSet resource.
}		
}		
Name	string <i>read-only</i> <i>required</i>	This object represents the name of this resource or array member. The resource values shall comply with the Redfish Specification-described requirements. This string value shall be of the 'Name' reserved word format.
Oem {}	object	This property shall contain the OEM extensions. All values for properties that this object contains shall conform to the Redfish Specification-described requirements. For property details, see Oem.
OnHandLocation {}	object	The location where this set of spares is kept. For property details, see Location v1.5.0).
OnLine	boolean <i>read-write</i> (<i>null</i>)	This set shall be available online.
ResourceType	string <i>read-write</i> (<i>null</i>)	The type of resources in the set.
TimeToProvision	string <i>read-write</i> (<i>null</i>)	Amount of time needed to make an on-hand resource available as a spare. Pattern: -?P(D)?(T(H)?(M)?((:)?S)?)?

Property	Type	Notes
TimeToReplenish	string <i>read-write</i> <i>(null)</i>	Amount of time to needed replenish consumed on-hand resources. Pattern: -?P(D)?(T(H)?(M)?((S)?)?

9.5.29 StorageGroup 1.5.0

9.5.29.1 Description

The primary purposes of the collection shall be to govern access to the storage by clients or to add service requirements for the members of the collection. Access to the collected storage by a specified set of hosts shall be made available or unavailable atomically. Requirements specified by the class of service shall be satisfied by each collected element to which they apply. The storage group may contain: block, file, or object storage; local storage system access points through which the collection is made available; and hosts, or host access points to which the collection is made available.

9.5.29.2 URIs

/redfish/v1/Storage/{StorageId}/StorageGroups/{StorageGroupId} /redfish/v1/Storage/{StorageId}/Volumes/{VolumeId}/StorageGroups/{StorageGroupId}
/redfish/v1/StorageServices/{StorageServiceId}/StorageGroups/{StorageGroupId} /redfish/v1/StorageServices/{StorageServiceId}/Volumes/{VolumeId}/StorageGroups/{StorageGroupId}

9.5.29.3 Properties

The properties defined for the StorageGroup 1.5.0 schema are summarized in [Table 125](#).

Table 125: [StorageGroup 1.5.0 properties](#)

Property	Type	Notes
AccessState	string (enum) <i>read-write</i> <i>(null)</i>	The value of this property shall describe the access characteristics of this storage group. All associated logical units through all aggregated ports shall share this access state. <i>For the possible property values, see AccessState in Property details.</i>
Actions {	object	The Actions property shall contain the available actions for this resource.
#StorageGroup.ExposeVolumes {}	object	Exposes the storage of this group via the target endpoints named in the ServerEndpointGroups to the initiator endpoints named in the ClientEndpointGroups. The property VolumesAreExposed shall be set to true when this action is completed. <i>For more information, see the Actions section below.</i>
#StorageGroup.HideVolumes {}	object	Hide the storage of this group from the initiator endpoints named in the ClientEndpointGroups. The property VolumesAreExposed shall be set to false when this action is completed. <i>For more information, see the Actions section below.</i>
}		
AuthenticationMethod (v1.2+)	string (enum) <i>read-write</i> <i>(null)</i>	The value of this property must be what kind of authentication that the endpoints in this StorageGroup understands. <i>For the possible property values, see AuthenticationMethod in Property details.</i>
ChapInfo (v1.2+) [{	array	The value of this property must reflect the authentication used by this specific endpoint. If this endpoint represents an initiator, and AuthenticationMethod is CHAP or MutualCHAP, the Credentials fields CHAPUsername and CHAPSecret must be used. If this endpoint represents a target endpoint and AuthenticationMethod is MutualCHAP, then MutualCHAPUsername and MutualCHAPSecret must be used.
CHAPPassword (v1.3+)	string <i>read-write</i> <i>(null)</i>	The value of this property shall be the password when CHAP authentication is specified.
CHAPUser (v1.3+)	string <i>read-write</i> <i>(null)</i>	The value of this property shall be the username when CHAP authentication is specified.
InitiatorCHAPPassword (v1.2+)	string <i>read-write</i> <i>(null)</i>	The value of this property shall be the shared secret for Mutual (2-way)CHAP authentication.

Property	Type	Notes
InitiatorCHAPUser (<i>v1.2+</i>)	string <i>read-write</i> <i>(null)</i>	If present, this property is the initiator CHAP username for Mutual (2-way) authentication. For example, with an iSCSI scenario, use the initiator iQN.
TargetCHAPPassword (<i>v1.3+</i>)	string <i>read-write</i> <i>(null)</i>	The value of this property shall be the CHAP Secret for 2-way CHAP authentication.
TargetCHAPUser (<i>v1.2+</i>)	string <i>read-write</i> <i>(null)</i>	The value of this property shall be the Target CHAP Username for Mutual (2-way) CHAP authentication. For example, with an iSCSI scenario, use the target iQN.
TargetPassword (<i>v1.2+, deprecated v1.3</i>)	string <i>read-write</i> <i>(null)</i>	The value of this property shall be the CHAP Secret for 2-way CHAP authentication. <i>Deprecated in v1.3 and later. This property is deprecated in favor of TargetCHAPPassword.</i>
}]		
ClientEndpointGroups [{	array	An array of references to groups of client-side endpoints that may be used to make requests to the storage exposed by this StorageGroup. If null, the implementation may allow access to the storage via any client-side endpoint. If empty, the implementation shall not allow access to the storage via any client-side endpoint.
@odata.id	string (URI) <i>read-only</i>	The value of this property shall be the unique identifier for the resource and it shall be of the form defined in the Redfish specification.
}]		
Description	string <i>read-only</i> <i>(null)</i>	This object represents the description of this resource. The resource values shall comply with the Redfish Specification-described requirements.
DHChapInfo (<i>v1.3+</i>) [{	array	The value of this property must reflect the authentication used by this specific endpoint when the authentication type is specified as DHCHAP. If this endpoint represents an initiator, and AuthenticationMethod is DHCHAP, the Credentials fields LocalDHCHAPAuthSecret and PeerDHCHAPAuthSecret must be used.
LocalDHCHAPAuthSecret (<i>v1.3+</i>)	string <i>read-write</i> <i>(null)</i>	This property shall be the local DHCHAP auth secret for DHCHAP authentication.
PeerDHCHAPAuthSecret (<i>v1.3+</i>)	string <i>read-write</i> <i>(null)</i>	The value of this property shall be the peer DHCHAP auth secret for DHCHAP authentication.
}]		
Id	string <i>read-only</i> <i>required</i>	This property represents an identifier for the resource. The resource values shall comply with the Redfish Specification-described requirements.
Identifier {	object	The value shall be unique within the managed ecosystem. For property details, see Identifier v1.11.0).
Links {	object	This property shall contain links to other resources that are related to this resource.
ChildStorageGroups [{	array	An array of references to StorageGroups are incorporated into this StorageGroup.
@odata.id	string <i>read-write</i>	Link to another StorageGroup resource.
}]		
ClassOfService {	object	The ClassOfService that all storage in this StorageGroup conforms to. See the <i>ClassOfService</i> schema for details on this property.

Property	Type	Notes
@odata.id	string <i>read-write</i>	Link to a ClassOfService resource. See the Links section and the <i>ClassOfService</i> schema for details.
}		
Oem {}	object	This property shall contain the OEM extensions. All values for properties contained in this object shall conform to the Redfish Specification-described requirements. For property details, see Oem.
ParentStorageGroups [{}	array	An array of references to StorageGroups that incorporate this StorageGroup.
@odata.id	string <i>read-only</i>	Link to another StorageGroup resource.
}]		
}		
MappedVolumes (v1.1+) [{}	array	An array of mapped volumes managed by this storage group.
AccessCapability (v1.4+)	string (enum) <i>read-write (null)</i>	Each entry shall specify the storage access capability for this mapped volume. <i>For the possible property values, see AccessCapability in Property details.</i>
LogicalUnitNumber	string <i>read-write (null)</i>	If present, the value is a SCSI Logical Unit Number for the Volume.
Volume {	object	The value shall reference a mapped Volume. See the <i>Volume</i> schema for details on this property.
@odata.id	string <i>read-write</i>	Link to a Volume resource. See the Links section and the <i>Volume</i> schema for details.
}		
}]		
MembersAreConsistent	boolean <i>read-write (null)</i>	The value of this property shall be set to true if all members are in a consistent state. The default value for this property is false.
Name	string <i>read-only required</i>	This object represents the name of this resource or array member. The resource values shall comply with the Redfish Specification-described requirements. This string value shall be of the 'Name' reserved word format.
Oem {}	object	This property shall contain the OEM extensions. All values for properties that this object contains shall conform to the Redfish Specification-described requirements. For property details, see Oem.
ReplicaInfo {	object	This property shall describe the replication relationship between this storage group and a corresponding source storage group. See the <i>StorageReplicaInfo</i> schema for details on this property.
@odata.id	string <i>read-only</i>	Link to a ReplicaInfo resource. See the Links section and the <i>StorageReplicaInfo</i> schema for details.
}		
ReplicaTargets (v1.1.1+) [{}	array	The value shall reference the target replicas that are sourced by this replica.
@odata.id	string (URI) <i>read-only</i>	The value of this property shall be the unique identifier for the resource and it shall be of the form defined in the Redfish specification.
}]		
ServerEndpointGroups [{}	array	An array of references to groups of server-side endpoints that may be used to make requests to the storage exposed by this storage group. If null, the implementation may allow access to the storage via any server-side endpoint. If empty, the implementation shall not allow access to the storage via any server-side endpoint.

Property	Type	Notes
@odata.id	string (URI) <i>read-only</i>	The value of this property shall be the unique identifier for the resource and it shall be of the form defined in the Redfish specification.
}]		
Status {}	object	The property shall contain the status of the StorageGroup. For property details, see Status.
Volumes [{	array	An array of references to volumes managed by this storage group.
@odata.id	string <i>read-write</i>	Link to a Volume resource. See the Links section and the <i>Volume</i> schema for details.
}]		
VolumesAreExposed	boolean <i>read-write</i> (null)	The value of this property shall be set to true if storage volumes are exposed to the paths defined by the client and server endpoints. The default value for this property is false.

9.5.29.4 Actions

9.5.29.5 ExposeVolumes

9.5.29.5.1 Description

Exposes the storage of this group via the target endpoints named in the ServerEndpointGroups to the initiator endpoints named in the ClientEndpointGroups. The property VolumesAreExposed shall be set to true when this action is completed.

9.5.29.5.2 Action URIs

/redfish/v1/Storage/{StorageId}/StorageGroups/{StorageGroupId}/Actions/StorageGroup.ExposeVolumes
/redfish/v1/Storage/{StorageId}/Volumes/{VolumeId}/StorageGroups/{StorageGroupId}/Actions/StorageGroup.ExposeVolumes
/redfish/v1/StorageServices/{StorageServiceId}/StorageGroups/{StorageGroupId}/Actions/StorageGroup.ExposeVolumes
/redfish/v1/StorageServices/{StorageServiceId}/Volumes/{VolumeId}/StorageGroups/{StorageGroupId}/Actions/StorageGroup.ExposeVolumes

9.5.29.5.3 Action parameters

This action takes no parameters.

9.5.29.6 HideVolumes

9.5.29.6.1 Description

Hide the storage of this group from the initiator endpoints named in the ClientEndpointGroups. The property VolumesAreExposed shall be set to false when this action is completed.

9.5.29.6.2 Action URIs

/redfish/v1/Storage/{StorageId}/StorageGroups/{StorageGroupId}/Actions/StorageGroup.HideVolumes
/redfish/v1/Storage/{StorageId}/Volumes/{VolumeId}/StorageGroups/{StorageGroupId}/Actions/StorageGroup.HideVolumes
/redfish/v1/StorageServices/{StorageServiceId}/StorageGroups/{StorageGroupId}/Actions/StorageGroup.HideVolumes
/redfish/v1/StorageServices/{StorageServiceId}/Volumes/{VolumeId}/StorageGroups/{StorageGroupId}/Actions/StorageGroup.HideVolumes

9.5.29.6.3 Action parameters

This action takes no parameters.

9.5.29.7 Property details

9.5.29.7.1 AccessCapability:

The defined property values are listed in [Table 126](#). Each entry shall specify the storage access capability for this mapped volume.

Table 126: **AccessCapability** property values ##### AccessState:

string	Description
Read	Endpoints are allowed to perform reads from the specified resource.
ReadWrite	Endpoints are allowed to perform reads from and writes to the specified resource.

The defined property values are listed in [Table 127](#). The value of this property shall describe the access characteristics of this storage group. All associated logical units through all aggregated ports

shall share this access state.

Table 127: [AccessState property values](#) ##### AuthenticationMethod:

string	Description
NonOptimized	This value shall indicate each endpoint is in an active and non-optimized state.
Optimized	This value shall indicate each endpoint is in an active and optimized state.
Standby	This value shall indicate each endpoint is in a standby state.
Transitioning	This value shall indicate each endpoint is transitioning to a new state.
Unavailable	This value shall indicate each endpoint is in an unavailable state.

The defined property values are listed in [Table 128](#). The value of this property must be what kind of authentication that the endpoints in this StorageGroup understands.

Table 128: [AuthenticationMethod property values](#)

string	Description
CHAP	iSCSI Challenge Handshake Authentication Protocol (CHAP) authentication is used. For ChapInfo, the CHAPUser and CHAPPassword properties shall be used when type CHAP is selected.
DHCHAP	Diffie-Hellman Challenge Handshake Authentication Protocol (DHCHAP) is an authentication protocol used in Fibre Channel. When MutualCHAP is selected, DHChapInfo shall be used instead of CHAPInfo, and the LocalDHCHAPAuthSecret and PeerDHCHAPAuthSecret properties shall be used.
MutualCHAP	iSCSI Mutual Challenge Handshake Authentication Protocol (CHAP) authentication is used. For ChapInfo, the InitiatorCHAPUser, InitiatorCHAPPassword, TargetCHAPUser, and TargetCHAPPassword properties shall be used when type MutualCHAP is selected.
None	

9.5.30 StorageGroupCollection

9.5.30.1 URIs

/redfish/v1/Storage/{StorageId}/StorageGroups /redfish/v1/Storage/{StorageId}/Volumes/{VolumeId}/StorageGroups /redfish/v1/StorageServices/{StorageServiceId}/StorageGroups /redfish/v1/StorageServices/{StorageServiceId}/Volumes/{VolumeId}/StorageGroups

9.5.30.2 Properties

The properties defined for the StorageGroupCollection schema are summarized in [Table 129](#).

Table 129: [StorageGroupCollection properties](#)

Property	Type	Notes
Description	string <i>read-only</i> <i>(null)</i>	This object represents the description of this resource. The resource values shall comply with the Redfish Specification-described requirements.
Members [{	array	The value of each member entry shall reference a StorageGroup resource.
@odata.id	string <i>read-only</i>	Link to a StorageGroup resource. See the Links section and the <i>StorageGroup</i> schema for details.
}]		
Members@odata.nextLink	string (URI) <i>read-only</i>	The value of this property shall be a URI to a resource, with the same @odata.type, containing the next set of partial members.
Name	string <i>read-only</i>	This object represents the name of this resource or array member. The resource values shall comply with the Redfish Specification-described requirements. This string value shall be of the 'Name' reserved word format.
Oem {}	object	This property shall contain the OEM extensions. All values for properties contained in this object shall conform to the Redfish Specification-described requirements. For property details, see Oem.

9.5.31 StoragePool 1.6.0

9.5.31.1 Description

A container of data storage capable of providing capacity conforming to one of its supported classes of service. The storage pool does not support IO to its data storage.

9.5.31.2 URIs

```

/redfish/v1/Storage/{StorageId}/FileSystems/{FileSystemId}/CapacitySources/{CapacitySourceId}/ProvidingPools/{StoragePoolId}
/redfish/v1/Storage/{StorageId}/StoragePools/{StoragePoolId} /redfish/v1/Storage/{StorageId}/StoragePools/{StoragePoolId}/AllocatedPools/{AllocatedPoolId}
/redfish/v1/Storage/{StorageId}/StoragePools/{StoragePoolId}/CapacitySources/{CapacitySourceId}/ProvidingPools/{ProvidingPoolId}
/redfish/v1/Storage/{StorageId}/Volumes/{VolumeId}/AllocatedPools/{StoragePoolId}
/redfish/v1/Storage/{StorageId}/Volumes/{VolumeId}/CapacitySources/{CapacitySourceId}/ProvidingPools/{StoragePoolId}
/redfish/v1/StorageServices/{StorageServiceId}/FileSystems/{FileSystemId}/CapacitySources/{CapacitySourceId}/ProvidingPools/{StoragePoolId}
/redfish/v1/StorageServices/{StorageServiceId}/StoragePools/{StoragePoolId}
/redfish/v1/StorageServices/{StorageServiceId}/StoragePools/{StoragePoolId}/AllocatedPools/{AllocatedPoolId}
/redfish/v1/StorageServices/{StorageServiceId}/StoragePools/{StoragePoolId}/CapacitySources/{CapacitySourceId}/ProvidingPools/{ProvidingPoolId}
/redfish/v1/StorageServices/{StorageServiceId}/Volumes/{VolumeId}/AllocatedPools/{StoragePoolId}
/redfish/v1/StorageServices/{StorageServiceId}/Volumes/{VolumeId}/CapacitySources/{CapacitySourceId}/ProvidingPools/{StoragePoolId}
/redfish/v1/Systems/{ComputerSystemId}/Storage/{StorageId}/FileSystems/{FileSystemId}/CapacitySources/{CapacitySourceId}/ProvidingPools/{StoragePoolId}
/redfish/v1/Systems/{ComputerSystemId}/Storage/{StorageId}/StoragePools/{StoragePoolId}
/redfish/v1/Systems/{ComputerSystemId}/Storage/{StorageId}/StoragePools/{StoragePoolId}/AllocatedPools/{AllocatedPoolId}
/redfish/v1/Systems/{ComputerSystemId}/Storage/{StorageId}/StoragePools/{StoragePoolId}/CapacitySources/{CapacitySourceId}/ProvidingPools/{ProvidingPoolId}
/redfish/v1/Systems/{ComputerSystemId}/Storage/{StorageId}/Volumes/{VolumeId}/AllocatedPools/{StoragePoolId}
/redfish/v1/Systems/{ComputerSystemId}/Storage/{StorageId}/Volumes/{VolumeId}/CapacitySources/{CapacitySourceId}/ProvidingPools/{StoragePoolId}

```

9.5.31.3 Properties

The properties defined for the StoragePool 1.6.0 schema are summarized in [Table 130](#).

Table 130: **StoragePool 1.6.0 properties**

Property	Type	Notes
Actions (v1.3+) {	object	The Actions property shall contain the available actions for this resource.
#StoragePool.AddDrives {	object	This action shall be used to add a drive, or set of drives, to an underlying capacity source for the storage pool. <i>For more information, see the Actions section below.</i>
#StoragePool.RemoveDrives {	object	This action shall be used to remove a drive from the StoragePool. This action is targeted at a graceful drive removal process, such as initiating a drive cleanup and data reallocation before drive removal from the pool. The implementation may impose restrictions on the number of drives removed simultaneously. <i>For more information, see the Actions section below.</i>
#StoragePool.SetCompressionState {	object	This action shall be used to set the compression state of the storage pool. This may be both a highly impactful, as well as a long running operation. <i>For more information, see the Actions section below.</i>
#StoragePool.SetDeduplicationState {	object	This action shall be used to set the dedupe state of the storage pool. This may be both a highly impactful, as well as a long running operation. <i>For more information, see the Actions section below.</i>
#StoragePool.SetEncryptionState {	object	This action shall be used to set the encryption state of the storage pool. This may be both a highly impactful, as well as a long running operation. <i>For more information, see the Actions section below.</i>
}		
AllocatedPools {	object	The value of this property shall contain a reference to the collection of storage pools allocated from this storage pool. Contains a link to a resource.
@odata.id	string	Link to Collection of <i>StoragePool</i> . See the StoragePool schema for details.
	read-only	
}		
AllocatedVolumes {	object	The value of this property shall contain a reference to the collection of volumes allocated from this storage pool. Contains a link to a resource.
@odata.id	string	Link to Collection of <i>Volume</i> . See the Volume schema for details.
	read-only	
}		
BlockSizeBytes	integer (By) read-only (null)	Maximum size in bytes of the blocks which form this Volume. If the block size is variable, then the maximum block size in bytes should be specified. If the block size is unknown or if a block concept is not valid (for example, with Memory), enter a 1.
Capacity {	object	The value of this property shall provide an information about the actual utilization of the capacity within this storage pool. For property details, see Capacity v1.0.0).
CapacitySources [{	array	Fully or partially consumed storage from a source resource. Each entry shall provide capacity allocation data from a named source resource.
@odata.id	string	Link to a CapacitySource resource. See the Links section and the <i>CapacitySource</i> schema for details.
	read-write	

Property	Type	Notes
}]		
ClassesOfService {	object	This property shall contain references to all classes of service supported by this storage pool. Capacity allocated from this storage pool shall conform to one of the referenced classes of service. Contains a link to a resource.
@odata.id	string <i>read-write</i>	Link to Collection of <i>LineOfService</i> . See the <i>LineOfService</i> schema for details.
}		
Compressed (<i>v1.3+, deprecated v1.6</i>)	boolean <i>read-write (null)</i>	This property shall contain a boolean indicator if the StoragePool is currently utilizing compression or not. <i>Deprecated in v1.6 and later. This property has been deprecated in favor of the IsCompressed and DefaultCompressionBehavior properties.</i>
CompressionEnabled (<i>v1.6+</i>)	boolean <i>read-only (null)</i>	The property shall indicate whether or not compression is enabled on the storage pool.
Deduplicated (<i>v1.3+, deprecated v1.6</i>)	boolean <i>read-write (null)</i>	This property shall contain a boolean indicator if the StoragePool is currently utilizing deduplication or not. <i>Deprecated in v1.6 and later. This property has been deprecated in favor of the IsDeduplicated and DefaultDedupeBehavior properties.</i>
DeduplicationEnabled (<i>v1.6+</i>)	boolean <i>read-only (null)</i>	The property shall indicate whether or not deduplication is enabled on the storage pool.
DefaultClassOfService (<i>v1.2+</i>) {	object	If present, this property shall reference the default class of service for entities allocated from this storage pool. If the ClassesOfService collection is not empty, then the value of this property shall be one of its entries. If not present, the default class of service of the containing StorageService entity shall be used. See the <i>ClassOfService</i> schema for details on this property.
@odata.id	string <i>read-write</i>	Link to a ClassOfService resource. See the Links section and the <i>ClassOfService</i> schema for details.
}		
DefaultCompressionBehavior (<i>v1.6+</i>)	boolean <i>read-write (null)</i>	If implemented, this property shall indicate the default dedupe behavior applied to the child resource (E.g., volume or storage pool) created out of the storage pool if the 'Compressed' property is not set on the create request.
DefaultDeduplicationBehavior (<i>v1.6+</i>)	boolean <i>read-write (null)</i>	If implemented, this property shall indicate the default deduplication behavior applied to the child resource (E.g., volume or storage pool) created out of the storage pool if the 'Deduplicated' property is not set on the create request.
DefaultEncryptionBehavior (<i>v1.6+</i>)	boolean <i>read-write (null)</i>	If implemented, this property shall indicate the default dedupe behavior applied to the child resource (E.g., volume or storage pool) created out of the storage pool if the 'Encrypted' property is not set on the create request.
Description	string <i>read-only (null)</i>	This object represents the description of this resource. The resource values shall comply with the Redfish Specification-described requirements.
Encrypted (<i>v1.3+, deprecated v1.6</i>)	boolean <i>read-write (null)</i>	This property shall contain a boolean indicator if the StoragePool is currently utilizing encryption or not. <i>Deprecated in v1.6 and later. This property has been deprecated in favor of the IsEncrypted and DefaultEncryptionBehavior properties.</i>

Property	Type	Notes
EncryptionEnabled (<i>v1.6+</i>)	boolean <i>read-only</i> <i>(null)</i>	The property shall indicate whether or not encryption is enabled on the storage pool.
Id	string <i>read-only</i> <i>required</i>	This property represents an identifier for the resource. The resource values shall comply with the Redfish Specification-described requirements.
Identifier {}	object	The value identifies this resource. The value shall be unique within the managed ecosystem. For property details, see Identifier v1.11.0).
IOStatistics (<i>v1.2+</i>) {}	object	The value shall represent IO statistics for this StoragePool. For property details, see IOStatistics.
Links {}	object	The Links property, as described by the Redfish Specification, shall contain references to resources that are related to, but not contained by (subordinate to), this resource.
DedicatedSpareDrives (<i>v1.2+</i>) [{}	array	The value of this property shall be a reference to the resources that this StoragePool is associated with and shall reference resources of type Drive. This property shall only contain references to Drive entities which are currently assigned as a dedicated spare and are able to support this StoragePool.
@odata.id	string (URI) <i>read-only</i>	The value of this property shall be the unique identifier for the resource and it shall be of the form defined in the Redfish specification.
}]		
DefaultClassOfService {}	object	If present, this property shall reference the default class of service for entities allocated from this storage pool. If the ClassesOfService collection is not empty, then the value of this property shall be one of its entries. If not present, the default class of service of the containing StorageService entity shall be used. See the <i>ClassOfService</i> schema for details on this property.
@odata.id	string <i>read-write</i>	Link to a ClassOfService resource. See the Links section and the <i>ClassOfService</i> schema for details.
}		
Oem {}	object	This property shall contain the OEM extensions. All values for properties contained in this object shall conform to the Redfish Specification-described requirements. For property details, see Oem.
OwningStorageResource (<i>v1.4+</i>) {}	object	This shall be a pointer to the Storage resource that owns or contains this StoragePool.
@odata.id	string (URI) <i>read-only</i>	The value of this property shall be the unique identifier for the resource and it shall be of the form defined in the Redfish specification.
}		
SpareResourceSets (<i>v1.2+</i>) [{}	array	Each referenced SpareResourceSet shall contain resources that may be utilized to replace the capacity provided by a failed resource having a compatible type.
@odata.id	string <i>read-write</i>	Link to a SpareResourceSet resource. See the Links section and the <i>SpareResourceSet</i> schema for details.
}]		
}		
LowSpaceWarningThresholdPercents []	array (%) (integer, null) <i>read-write</i>	Each time the following value is less than one of the values in the array the LOW_SPACE_THRESHOLD_WARNING event shall be triggered: Across all CapacitySources entries, percent = (SUM(AllocatedBytes) - SUM(ConsumedBytes))/SUM(AllocatedBytes).
MaxBlockSizeBytes (<i>v1.1.1+</i>)	integer (By) <i>read-only</i> <i>(null)</i>	If present, the value is the maximum block size of an allocated resource. If the block size is unknown or if a block concept is not valid (for example, with Memory), this property shall be NULL.

Property	Type	Notes
Name	string <i>read-only required</i>	This object represents the name of this resource or array member. The resource values shall comply with the Redfish Specification-described requirements. This string value shall be of the 'Name' reserved word format.
NVMeEnduranceGroupProperties (v1.4+) {	object (null)	This property shall contain properties to use when StoragePool is used to describe an NVMe Endurance Group.
EndGrpLifetime (v1.4+) {	object (null)	This property shall contain any Endurance Group Lifetime properties.
DataUnitsRead (v1.4+)	integer <i>read-only (null)</i>	The property shall contain the total number of data units read from this endurance group. This value does not include controller reads due to internal operations such as garbage collection. The value is reported in billions, where a value of 1 corresponds to 1 billion bytes written, and is rounded up. A value of zero indicates the property is unsupported.
DataUnitsWritten (v1.4+)	integer <i>read-only (null)</i>	The property shall contain the total number of data units written from this endurance group. This value does not include controller writes due to internal operations such as garbage collection. The value is reported in billions, where a value of 1 corresponds to 1 billion bytes written, and is rounded up. A value of zero indicates the property is unsupported.
EnduranceEstimate (v1.4+)	integer <i>read-only (null)</i>	This property shall contain an estimate of the total number of data bytes that may be written to the Endurance Group over the lifetime of the Endurance Group assuming a write amplification of 1. The value is reported in billions, where a value of 1 corresponds to 1 billion bytes written, and is rounded up. A value of zero indicates endurance estimates are unsupported.
ErrorInformationLogEntryCount (v1.4+)	integer <i>read-only (null)</i>	This property shall contain the number of error information log entries over the life of the controller for the endurance group.
HostReadCommandCount (v1.4+)	integer <i>read-only (null)</i>	This property shall contain the number of read commands completed by all controllers in the NVM subsystem for the Endurance Group. For the NVM command set, the is the number of compare commands and read commands.
HostWriteCommandCount (v1.4+)	integer <i>read-only (null)</i>	This property shall contain the number of write commands completed by all controllers in the NVM subsystem for the Endurance Group. For the NVM command set, the is the number of compare commands and write commands.
MediaAndDataIntegrityErrorCount (v1.4+)	integer <i>read-only (null)</i>	This property shall contain the number of occurrences where the controller detected an unrecovered data integrity error for the Endurance Group. Errors such as uncorrectable ECC, CRC checksum failure, or LBA tag mismatch are included in this field.
MediaUnitsWritten (v1.4+)	integer <i>read-only (null)</i>	The property shall contain the total number of data units written from this endurance group. This value includes host and controller writes due to internal operations such as garbage collection. The value is reported in billions, where a value of 1 corresponds to 1 billion bytes written, and is rounded up. A value of zero indicates the property is unsupported.
PercentUsed (v1.4+)	integer <i>read-only (null)</i>	This property shall contain a vendor-specific estimate of the percent life used for the endurance group based on the actual usage and the manufacturer prediction of NVM life. A value of 100 indicates that the estimated endurance of the NVM in the Endurance Group has been consumed, but may not indicate an NVM failure. According to the NVMe and JEDEC specs, the value is allowed to exceed 100. Percentages greater than 254 shall be represented as 255.
}		
PredictedMediaLifeLeftPercent (v1.4+)	number (%) <i>read-only (null)</i>	This property shall contain an indicator of the percentage of life remaining in the drive's media.
}		

Property	Type	Notes
NVMeProperties (v1.6+) {	object (null)	The property shall indicate the type of storage pool.
NVMePoolType (v1.6+)	string (enum) read-only (null)	This property shall indicate whether the StoragePool is used as an EnduranceGroup or an NVMeSet. <i>For the possible property values, see NVMePoolType in Property details.</i>
}		
NVMeSetProperties (v1.4+) {	object (null)	This property shall contain properties to use when StoragePool is used to describe an NVMe Set.
EnduranceGroupIdentifier (v1.4+)	string read-only (null)	This property shall contain a 16-bit hex value that contains the endurance group identifier. The endurance group identifier is unique within a subsystem. Reserved values include 0. Pattern: ^0[xX]([a-fA-F])
OptimalWriteSizeBytes (v1.4+)	integer (By) read-only (null)	This property shall contain the Optimal Write Size in Bytes for this NVMe Set.
Random4kReadTypicalNanoSeconds (v1.4+)	integer read-only (null)	This property shall contain the typical time to complete a 4k read in 100 nano-second units when the NVMe Set is in a Predictable Latency Mode Deterministic Window and there is 1 outstanding command per NVMe Set.
SetIdentifier (v1.4+)	string read-only (null)	This property shall contain a 16-bit hex value that contains the NVMe Set group identifier. The NVMe Set identifier is unique within a subsystem. Reserved values include 0. Pattern: ^0[xX]([a-fA-F])
UnallocatedNVMeNamespaceCapacityBytes (v1.4+)	integer (By) read-only (null)	This property shall contain the unallocated capacity of the NVMe Set in bytes.
}		
Oem {}	object	This property shall contain the OEM extensions. All values for properties that this object contains shall conform to the Redfish Specification-described requirements. For property details, see Oem.
PoolType (v1.6+) []	array (string (enum)) read-only (null)	The property shall indicate the type of storage pool. <i>For the possible property values, see PoolType in Property details.</i>
RecoverableCapacitySourceCount (v1.2+)	integer read-write (null)	The value is the number of available capacity source resources currently available in the event that an equivalent capacity source resource fails.
RemainingCapacityPercent (v1.1+)	integer read-only (null)	If present, this value shall return $\{[(\text{SUM}(\text{AllocatedBytes}) - \text{SUM}(\text{ConsumedBytes})) / \text{SUM}(\text{AllocatedBytes})] * 100$ represented as an integer value.
Status {}	object	The property shall contain the status of the StoragePool. For property details, see Status.

Property	Type	Notes
SupportedProvisioningPolicies (v1.3+) []	array (string (enum)) <i>read- write (null)</i>	This collection shall specify all supported storage allocation policies for the Storage Pool. The enumeration literals may be used to specify space provisioning policy. <i>For the possible property values, see SupportedProvisioningPolicies in Property details.</i>
SupportedRAIDTypes (v1.3+) []	array (string (enum)) <i>read- only (null)</i>	This collection shall contain all the RAIDType values supported by the storage pool. <i>For the possible property values, see SupportedRAIDTypes in Property details.</i>

9.5.31.4 Actions

9.5.31.5 AddDrives

9.5.31.5.1 Description

This action shall be used to add a drive, or set of drives, to an underlying capacity source for the storage pool.

9.5.31.5.2 Action URIs

/redfish/v1/Storage/{StorageId}/FileSystems/{FileSystemId}/CapacitySources/{CapacitySourceId}/ProvidingPools/{StoragePoolId}/Actions/StoragePool.AddDrives
 /redfish/v1/Storage/{StorageId}/StoragePools/{StoragePoolId}/Actions/StoragePool.AddDrives
 /redfish/v1/Storage/{StorageId}/StoragePools/{StoragePoolId}/AllocatedPools/{AllocatedPoolId}/Actions/StoragePool.AddDrives
 /redfish/v1/Storage/{StorageId}/StoragePools/{StoragePoolId}/CapacitySources/{CapacitySourceId}/ProvidingPools/{ProvidingPoolId}/Actions/StoragePool.AddDrives
 /redfish/v1/Storage/{StorageId}/Volumes/{VolumeId}/AllocatedPools/{StoragePoolId}/Actions/StoragePool.AddDrives
 /redfish/v1/Storage/{StorageId}/Volumes/{VolumeId}/CapacitySources/{CapacitySourceId}/ProvidingPools/{StoragePoolId}/Actions/StoragePool.AddDrives
 /redfish/v1/StorageServices/{StorageServiceId}/FileSystems/{FileSystemId}/CapacitySources/{CapacitySourceId}/ProvidingPools/{StoragePoolId}/Actions/StoragePool.AddDrives
 /redfish/v1/StorageServices/{StorageServiceId}/StoragePools/{StoragePoolId}/Actions/StoragePool.AddDrives
 /redfish/v1/StorageServices/{StorageServiceId}/StoragePools/{StoragePoolId}/AllocatedPools/{AllocatedPoolId}/Actions/StoragePool.AddDrives
 /redfish/v1/StorageServices/{StorageServiceId}/StoragePools/{StoragePoolId}/CapacitySources/{CapacitySourceId}/ProvidingPools/{ProvidingPoolId}/Actions/StoragePool.AddDrives
 /redfish/v1/StorageServices/{StorageServiceId}/Volumes/{VolumeId}/AllocatedPools/{StoragePoolId}/Actions/StoragePool.AddDrives
 /redfish/v1/StorageServices/{StorageServiceId}/Volumes/{VolumeId}/CapacitySources/{CapacitySourceId}/ProvidingPools/{StoragePoolId}/Actions/StoragePool.AddDrives
 /redfish/v1/Systems/{ComputerSystemId}/Storage/{StorageId}/FileSystems/{FileSystemId}/CapacitySources/{CapacitySourceId}/ProvidingPools/{StoragePoolId}/Actions/StoragePool.AddDrives
 /redfish/v1/Systems/{ComputerSystemId}/Storage/{StorageId}/StoragePools/{StoragePoolId}/Actions/StoragePool.AddDrives
 /redfish/v1/Systems/{ComputerSystemId}/Storage/{StorageId}/StoragePools/{StoragePoolId}/AllocatedPools/{AllocatedPoolId}/Actions/StoragePool.AddDrives
 /redfish/v1/Systems/{ComputerSystemId}/Storage/{StorageId}/StoragePools/{StoragePoolId}/CapacitySources/{CapacitySourceId}/ProvidingPools/{ProvidingPoolId}/Actions/StoragePool.AddDrives
 /redfish/v1/Systems/{ComputerSystemId}/Storage/{StorageId}/Volumes/{VolumeId}/AllocatedPools/{StoragePoolId}/Actions/StoragePool.AddDrives
 /redfish/v1/Systems/{ComputerSystemId}/Storage/{StorageId}/Volumes/{VolumeId}/CapacitySources/{CapacitySourceId}/ProvidingPools/{StoragePoolId}/Actions/StoragePool.AddDrives

9.5.31.5.3 Action parameters

The parameters for the action which are included in the POST body to the URI shown in the ‘target’ property of the Action are summarized in [Table 131](#).

Table 131: AddDrives action parameters

Parameter Name	Type	Notes
CapacitySource {	object <i>optional</i>	This parameter shall contain the target capacity source for the drive(s). This property does not need to be specified if the storage pool only contains one capacity source, or if the implementation is capable of automatically selecting the appropriate capacity source. See the <i>CapacitySource</i> schema for details on this property.
@odata.id	string <i>read- only</i>	Link to a CapacitySource resource. See the Links section and the <i>CapacitySource</i> schema for details.
}		
Drives [{	array <i>required</i>	This parameter shall contain the Uri to the existing drive or drives to be added to a capacity source of the storage pool. The implementation may impose restrictions on the number of drives added simultaneously.
@odata.id	string (URI) <i>read- only</i>	The value of this property shall be the unique identifier for the resource and it shall be of the form defined in the Redfish specification.
}]		

9.5.31.6 RemoveDrives

9.5.31.6.1 Description

This action shall be used to remove a drive from the StoragePool. This action is targeted at a graceful drive removal process, such as initiating a drive cleanup and data reallocation before drive removal from the pool. The implementation may impose restrictions on the number of drives removed simultaneously.

9.5.31.6.2 Action URIs

/redfish/v1/Storage/{StorageId}/FileSystems/{FileSystemId}/CapacitySources/{CapacitySourceId}/ProvidingPools/{StoragePoolId}/Actions/StoragePool.RemoveDrives
/redfish/v1/Storage/{StorageId}/StoragePools/{StoragePoolId}/Actions/StoragePool.RemoveDrives
/redfish/v1/Storage/{StorageId}/StoragePools/{StoragePoolId}/AllocatedPools/{AllocatedPoolId}/Actions/StoragePool.RemoveDrives
/redfish/v1/Storage/{StorageId}/StoragePools/{StoragePoolId}/CapacitySources/{CapacitySourceId}/ProvidingPools/{ProvidingPoolId}/Actions/StoragePool.RemoveDrives
/redfish/v1/Storage/{StorageId}/Volumes/{VolumeId}/AllocatedPools/{StoragePoolId}/Actions/StoragePool.RemoveDrives
/redfish/v1/Storage/{StorageId}/Volumes/{VolumeId}/CapacitySources/{CapacitySourceId}/ProvidingPools/{StoragePoolId}/Actions/StoragePool.RemoveDrives
/redfish/v1/StorageServices/{StorageServiceId}/FileSystems/{FileSystemId}/CapacitySources/{CapacitySourceId}/ProvidingPools/{StoragePoolId}/Actions/StoragePool.RemoveDrives
/redfish/v1/StorageServices/{StorageServiceId}/StoragePools/{StoragePoolId}/Actions/StoragePool.RemoveDrives
/redfish/v1/StorageServices/{StorageServiceId}/StoragePools/{StoragePoolId}/AllocatedPools/{AllocatedPoolId}/Actions/StoragePool.RemoveDrives
/redfish/v1/StorageServices/{StorageServiceId}/StoragePools/{StoragePoolId}/CapacitySources/{CapacitySourceId}/ProvidingPools/{ProvidingPoolId}/Actions/StoragePool.RemoveDrives
/redfish/v1/StorageServices/{StorageServiceId}/Volumes/{VolumeId}/AllocatedPools/{StoragePoolId}/Actions/StoragePool.RemoveDrives
/redfish/v1/StorageServices/{StorageServiceId}/Volumes/{VolumeId}/CapacitySources/{CapacitySourceId}/ProvidingPools/{StoragePoolId}/Actions/StoragePool.RemoveDrives
/redfish/v1/Systems/{ComputerSystemId}/Storage/{StorageId}/FileSystems/{FileSystemId}/CapacitySources/{CapacitySourceId}/ProvidingPools/{StoragePoolId}/Actions/StoragePool.RemoveDrives
/redfish/v1/Systems/{ComputerSystemId}/Storage/{StorageId}/StoragePools/{StoragePoolId}/Actions/StoragePool.RemoveDrives
/redfish/v1/Systems/{ComputerSystemId}/Storage/{StorageId}/StoragePools/{StoragePoolId}/AllocatedPools/{AllocatedPoolId}/Actions/StoragePool.RemoveDrives
/redfish/v1/Systems/{ComputerSystemId}/Storage/{StorageId}/StoragePools/{StoragePoolId}/CapacitySources/{CapacitySourceId}/ProvidingPools/{ProvidingPoolId}/Actions/StoragePool.RemoveDrives
/redfish/v1/Systems/{ComputerSystemId}/Storage/{StorageId}/Volumes/{VolumeId}/AllocatedPools/{StoragePoolId}/Actions/StoragePool.RemoveDrives
/redfish/v1/Systems/{ComputerSystemId}/Storage/{StorageId}/Volumes/{VolumeId}/CapacitySources/{CapacitySourceId}/ProvidingPools/{StoragePoolId}/Actions/StoragePool.RemoveDrives

9.5.31.6.3 Action parameters

The parameters for the action which are included in the POST body to the URI shown in the 'target' property of the Action are summarized in [Table 132](#).

Table 132: RemoveDrives action parameters

Parameter Name	Type	Notes
Drives [{	array <i>required</i>	This parameter shall contain the Uri to the drive or drives to be removed from the underlying capacity source.
@odata.id	string (URI) <i>read-only</i>	The value of this property shall be the unique identifier for the resource and it shall be of the form defined in the Redfish specification.
}]		

9.5.31.7 SetCompressionState

9.5.31.7.1 Description

This action shall be used to set the compression state of the storage pool. This may be both a highly impactful, as well as a long running operation.

9.5.31.7.2 Action URIs

/redfish/v1/Storage/{StorageId}/FileSystems/{FileSystemId}/CapacitySources/{CapacitySourceId}/ProvidingPools/{StoragePoolId}/Actions/StoragePool.SetCompressionState
/redfish/v1/Storage/{StorageId}/StoragePools/{StoragePoolId}/Actions/StoragePool.SetCompressionState
/redfish/v1/Storage/{StorageId}/StoragePools/{StoragePoolId}/AllocatedPools/{AllocatedPoolId}/Actions/StoragePool.SetCompressionState
/redfish/v1/Storage/{StorageId}/StoragePools/{StoragePoolId}/CapacitySources/{CapacitySourceId}/ProvidingPools/{ProvidingPoolId}/Actions/StoragePool.SetCompressionState
/redfish/v1/Storage/{StorageId}/Volumes/{VolumeId}/AllocatedPools/{StoragePoolId}/Actions/StoragePool.SetCompressionState
/redfish/v1/Storage/{StorageId}/Volumes/{VolumeId}/CapacitySources/{CapacitySourceId}/ProvidingPools/{StoragePoolId}/Actions/StoragePool.SetCompressionState
/redfish/v1/StorageServices/{StorageServiceId}/FileSystems/{FileSystemId}/CapacitySources/{CapacitySourceId}/ProvidingPools/{StoragePoolId}/Actions/StoragePool.SetCompressionState
/redfish/v1/StorageServices/{StorageServiceId}/StoragePools/{StoragePoolId}/Actions/StoragePool.SetCompressionState
/redfish/v1/StorageServices/{StorageServiceId}/StoragePools/{StoragePoolId}/AllocatedPools/{AllocatedPoolId}/Actions/StoragePool.SetCompressionState
/redfish/v1/StorageServices/{StorageServiceId}/StoragePools/{StoragePoolId}/CapacitySources/{CapacitySourceId}/ProvidingPools/{ProvidingPoolId}/Actions/StoragePool.SetCompressionState
/redfish/v1/StorageServices/{StorageServiceId}/Volumes/{VolumeId}/AllocatedPools/{StoragePoolId}/Actions/StoragePool.SetCompressionState
/redfish/v1/StorageServices/{StorageServiceId}/Volumes/{VolumeId}/CapacitySources/{CapacitySourceId}/ProvidingPools/{StoragePoolId}/Actions/StoragePool.SetCompressionState
/redfish/v1/Systems/{ComputerSystemId}/Storage/{StorageId}/FileSystems/{FileSystemId}/CapacitySources/{CapacitySourceId}/ProvidingPools/{StoragePoolId}/Actions/StoragePool.SetCompressionState
/redfish/v1/Systems/{ComputerSystemId}/Storage/{StorageId}/StoragePools/{StoragePoolId}/Actions/StoragePool.SetCompressionState
/redfish/v1/Systems/{ComputerSystemId}/Storage/{StorageId}/StoragePools/{StoragePoolId}/AllocatedPools/{AllocatedPoolId}/Actions/StoragePool.SetCompressionState
/redfish/v1/Systems/{ComputerSystemId}/Storage/{StorageId}/StoragePools/{StoragePoolId}/CapacitySources/{CapacitySourceId}/ProvidingPools/{ProvidingPoolId}/Actions/StoragePool.SetCompressionState
/redfish/v1/Systems/{ComputerSystemId}/Storage/{StorageId}/Volumes/{VolumeId}/AllocatedPools/{StoragePoolId}/Actions/StoragePool.SetCompressionState
/redfish/v1/Systems/{ComputerSystemId}/Storage/{StorageId}/Volumes/{VolumeId}/CapacitySources/{CapacitySourceId}/ProvidingPools/{StoragePoolId}/Actions/StoragePool.SetCompressionState

9.5.31.7.3 Action parameters

The parameters for the action which are included in the POST body to the URI shown in the ‘target’ property of the Action are summarized in [Table 133](#).

Table 133: **SetCompressionState** action parameters

Parameter Name	Type	Notes
Enable	boolean <i>required</i>	This property shall indicate the desired compression state of the storage pool.

9.5.31.8 SetDeduplicationState

9.5.31.8.1 Description

This action shall be used to set the dedupe state of the storage pool. This may be both a highly impactful, as well as a long running operation.

9.5.31.8.2 Action URIs

/redfish/v1/Storage/{StorageId}/FileSystems/{FileSystemId}/CapacitySources/{CapacitySourceId}/ProvidingPools/{StoragePoolId}/Actions/StoragePool.SetDeduplicationState
/redfish/v1/Storage/{StorageId}/StoragePools/{StoragePoolId}/Actions/StoragePool.SetDeduplicationState
/redfish/v1/Storage/{StorageId}/StoragePools/{StoragePoolId}/AllocatedPools/{AllocatedPoolId}/Actions/StoragePool.SetDeduplicationState
/redfish/v1/Storage/{StorageId}/StoragePools/{StoragePoolId}/CapacitySources/{CapacitySourceId}/ProvidingPools/{ProvidingPoolId}/Actions/StoragePool.SetDeduplicationState
/redfish/v1/Storage/{StorageId}/Volumes/{VolumeId}/AllocatedPools/{StoragePoolId}/Actions/StoragePool.SetDeduplicationState
/redfish/v1/Storage/{StorageId}/Volumes/{VolumeId}/CapacitySources/{CapacitySourceId}/ProvidingPools/{StoragePoolId}/Actions/StoragePool.SetDeduplicationState
/redfish/v1/StorageServices/{StorageServiceId}/FileSystems/{FileSystemId}/CapacitySources/{CapacitySourceId}/ProvidingPools/{StoragePoolId}/Actions/StoragePool.SetDeduplicationState
/redfish/v1/StorageServices/{StorageServiceId}/StoragePools/{StoragePoolId}/Actions/StoragePool.SetDeduplicationState
/redfish/v1/StorageServices/{StorageServiceId}/StoragePools/{StoragePoolId}/AllocatedPools/{AllocatedPoolId}/Actions/StoragePool.SetDeduplicationState
/redfish/v1/StorageServices/{StorageServiceId}/StoragePools/{StoragePoolId}/CapacitySources/{CapacitySourceId}/ProvidingPools/{ProvidingPoolId}/Actions/StoragePool.SetDeduplicationState
/redfish/v1/StorageServices/{StorageServiceId}/Volumes/{VolumeId}/AllocatedPools/{StoragePoolId}/Actions/StoragePool.SetDeduplicationState
/redfish/v1/StorageServices/{StorageServiceId}/Volumes/{VolumeId}/CapacitySources/{CapacitySourceId}/ProvidingPools/{StoragePoolId}/Actions/StoragePool.SetDeduplicationState
/redfish/v1/Systems/{ComputerSystemId}/Storage/{StorageId}/FileSystems/{FileSystemId}/CapacitySources/{CapacitySourceId}/ProvidingPools/{StoragePoolId}/Actions/StoragePool.SetDeduplicationState
/redfish/v1/Systems/{ComputerSystemId}/Storage/{StorageId}/StoragePools/{StoragePoolId}/Actions/StoragePool.SetDeduplicationState
/redfish/v1/Systems/{ComputerSystemId}/Storage/{StorageId}/StoragePools/{StoragePoolId}/AllocatedPools/{AllocatedPoolId}/Actions/StoragePool.SetDeduplicationState
/redfish/v1/Systems/{ComputerSystemId}/Storage/{StorageId}/StoragePools/{StoragePoolId}/CapacitySources/{CapacitySourceId}/ProvidingPools/{ProvidingPoolId}/Actions/StoragePool.SetDeduplicationState
/redfish/v1/Systems/{ComputerSystemId}/Storage/{StorageId}/Volumes/{VolumeId}/AllocatedPools/{StoragePoolId}/Actions/StoragePool.SetDeduplicationState
/redfish/v1/Systems/{ComputerSystemId}/Storage/{StorageId}/Volumes/{VolumeId}/CapacitySources/{CapacitySourceId}/ProvidingPools/{StoragePoolId}/Actions/StoragePool.SetDeduplicationState

9.5.31.8.3 Action parameters

The parameters for the action which are included in the POST body to the URI shown in the ‘target’ property of the Action are summarized in [Table 134](#).

Table 134: **SetDeduplicationState** action parameters

Parameter Name	Type	Notes
Enable	boolean <i>required</i>	This property shall indicate the desired deduplication state of the storage pool.

9.5.31.9 SetEncryptionState

9.5.31.9.1 Description

This action shall be used to set the encryption state of the storage pool. This may be both a highly impactful, as well as a long running operation.

9.5.31.9.2 Action URIs

/redfish/v1/Storage/{StorageId}/FileSystems/{FileSystemId}/CapacitySources/{CapacitySourceId}/ProvidingPools/{StoragePoolId}/Actions/StoragePool.SetEncryptionState
/redfish/v1/Storage/{StorageId}/StoragePools/{StoragePoolId}/Actions/StoragePool.SetEncryptionState
/redfish/v1/Storage/{StorageId}/StoragePools/{StoragePoolId}/AllocatedPools/{AllocatedPoolId}/Actions/StoragePool.SetEncryptionState
/redfish/v1/Storage/{StorageId}/StoragePools/{StoragePoolId}/CapacitySources/{CapacitySourceId}/ProvidingPools/{ProvidingPoolId}/Actions/StoragePool.SetEncryptionState
/redfish/v1/Storage/{StorageId}/Volumes/{VolumeId}/AllocatedPools/{StoragePoolId}/Actions/StoragePool.SetEncryptionState
/redfish/v1/Storage/{StorageId}/Volumes/{VolumeId}/CapacitySources/{CapacitySourceId}/ProvidingPools/{StoragePoolId}/Actions/StoragePool.SetEncryptionState
/redfish/v1/StorageServices/{StorageServiceId}/FileSystems/{FileSystemId}/CapacitySources/{CapacitySourceId}/ProvidingPools/{StoragePoolId}/Actions/StoragePool.SetEncryptionState
/redfish/v1/StorageServices/{StorageServiceId}/StoragePools/{StoragePoolId}/Actions/StoragePool.SetEncryptionState
/redfish/v1/StorageServices/{StorageServiceId}/StoragePools/{StoragePoolId}/AllocatedPools/{AllocatedPoolId}/Actions/StoragePool.SetEncryptionState
/redfish/v1/StorageServices/{StorageServiceId}/StoragePools/{StoragePoolId}/CapacitySources/{CapacitySourceId}/ProvidingPools/{ProvidingPoolId}/Actions/StoragePool.SetEncryptionState
/redfish/v1/StorageServices/{StorageServiceId}/Volumes/{VolumeId}/AllocatedPools/{StoragePoolId}/Actions/StoragePool.SetEncryptionState
/redfish/v1/StorageServices/{StorageServiceId}/Volumes/{VolumeId}/CapacitySources/{CapacitySourceId}/ProvidingPools/{StoragePoolId}/Actions/StoragePool.SetEncryptionState
/redfish/v1/Systems/{ComputerSystemId}/Storage/{StorageId}/FileSystems/{FileSystemId}/CapacitySources/{CapacitySourceId}/ProvidingPools/{StoragePoolId}/Actions/StoragePool.SetEncryptionState
/redfish/v1/Systems/{ComputerSystemId}/Storage/{StorageId}/StoragePools/{StoragePoolId}/Actions/StoragePool.SetEncryptionState
/redfish/v1/Systems/{ComputerSystemId}/Storage/{StorageId}/StoragePools/{StoragePoolId}/AllocatedPools/{AllocatedPoolId}/Actions/StoragePool.SetEncryptionState
/redfish/v1/Systems/{ComputerSystemId}/Storage/{StorageId}/StoragePools/{StoragePoolId}/CapacitySources/{CapacitySourceId}/ProvidingPools/{ProvidingPoolId}/Actions/StoragePool.SetEncryptionState

tEncryptionState / redfish/v1/Systems/{ComputerSystemId}/Storage/{StorageId}/Volumes/{VolumeId}/AllocatedPools/{StoragePoolId}/Actions/StoragePool.SetEncryptionState / redfish/v1/Systems/{ComputerSystemId}/Storage/{StorageId}/Volumes/{VolumeId}/CapacitySources/{CapacitySourceId}/ProvidingPools/{StoragePoolId}/Actions/StoragePool.SetEncryptionState

9.5.31.9.3 Action parameters

The parameters for the action which are included in the POST body to the URI shown in the 'target' property of the Action are summarized in [Table 135](#).

Table 135: [SetEncryptionState action parameters](#)

Parameter Name	Type	Notes
Enable	boolean <i>required</i>	This property shall indicate the desired encryption state of the storage pool.

9.5.31.10 Property details

9.5.31.10.1 NVMePoolType:

The defined property values are listed in [Table 136](#). This property shall indicate whether the StoragePool is used as an EnduranceGroup or an NVMeSet.

Table 136: [NVMePoolType property values](#) ##### PoolType:

string	Description
EnduranceGroup	This type shall be used to specify a pool of type EnduranceGroup, used by NVMe devices.
NVMeSet	This type shall be used to specify a pool of type NVMeSet, used by NVMe devices.

The defined property values are listed in [Table 137](#). The property shall indicate the type of storage pool.

Table 137: [PoolType property values](#) ##### SupportedProvisioningPolicies:

string	Description
Block	This type shall be used to specify a pool of type block. This is used when the pool serves block storage.
File	This type shall be used to specify a pool of type file. This setting is used when the pool serves file storage.
Object	This type shall be used to specify a pool of type object.
Pool	This type shall be used to specify a pool of type pool. This setting is used to indicate a 'pool of pools' hierarchy.

The defined property values are listed in [Table 138](#). This collection shall specify all supported storage allocation policies for the Storage Pool. The enumeration literals may be used to specify space provisioning policy.

Table 138: [SupportedProvisioningPolicies property values](#) ##### SupportedRAIDTypes:

string	Description
Fixed	This enumeration literal specifies storage shall be fully allocated.
Thin	This enumeration literal specifies storage may be over allocated.

The defined property values are listed in [Table 139](#). This collection shall contain all the RAIDType values supported by the storage pool.

Table 139: [SupportedRAIDTypes property values](#)

string	Description
None	A placement policy with no redundancy at the device level.
RAID0	A placement policy where consecutive logical blocks of data are uniformly distributed across a set of independent storage devices without offering any form of redundancy. This is commonly referred to as data striping. This form of RAID will encounter data loss with the failure of any storage device in the set.
RAID00	A placement policy that creates a RAID 0 stripe set over two or more RAID 0 sets. This is commonly referred to as RAID 0+0. This form of data layout is not fault tolerant; if any storage device fails there will be data loss.
RAID01	A data placement policy that creates a mirrored device (RAID 1) over a set of striped devices (RAID 0). This is commonly referred to as RAID 0+1 or RAID 0/1. Data stored using this form of RAID is able to survive a single RAID 0 data set failure without data loss.
RAID1	A placement policy where each logical block of data is stored on more than one independent storage device. This is commonly referred to as mirroring. Data stored using this form of RAID is able to survive a single storage device failure without data loss.
RAID10	A placement policy that creates a striped device (RAID 0) over a set of mirrored devices (RAID 1). This is commonly referred to as RAID 1/0. Data stored using this form of RAID is able to survive storage device failures in each RAID 1 set without data loss.
RAID10E	A placement policy that uses a RAID 0 stripe set over two or more RAID 10 sets. This is commonly referred to as Enhanced RAID 10. Data stored using this form of RAID is able to survive a single device failure within each nested RAID 1 set without data loss.
RAID10Triple	A placement policy that uses a striped device (RAID 0) over a set of triple mirrored devices (RAID 1Triple). This form of RAID can survive up to two failures in each triple mirror set without data loss.
RAID1E	A placement policy that uses a form of mirroring implemented over a set of independent storage devices where logical blocks are duplicated on a pair of independent storage devices so that data is uniformly distributed across the storage devices. This is commonly referred to as RAID 1 Enhanced. Data stored using this form of RAID is able to survive a single storage device failure without data loss.
RAID1Triple	A placement policy where each logical block of data is mirrored three times across a set of three independent storage devices. This is commonly referred to as three-way mirroring. This form of RAID can survive two device failures without data loss.

string	Description
RAID3	A placement policy using parity-based protection where logical bytes of data are uniformly distributed across a set of independent storage devices and where the parity is stored on a dedicated independent storage device. Data stored using this form of RAID is able to survive a single storage device failure without data loss. If the storage devices use rotating media, they are assumed to be rotationally synchronized, and the data stripe size should be no larger than the exported block size.
RAID4	A placement policy using parity-based protection where logical blocks of data are uniformly distributed across a set of independent storage devices and where the parity is stored on a dedicated independent storage device. Data stored using this form of RAID is able to survive a single storage device failure without data loss.
RAID5	A placement policy using parity-based protection for storing stripes of 'n' logical blocks of data and one logical block of parity across a set of 'n+1' independent storage devices where the parity and data blocks are interleaved across the storage devices. Data stored using this form of RAID is able to survive a single storage device failure without data loss.
RAID50	A placement policy that uses a RAID 0 stripe set over two or more RAID 5 sets of independent storage devices. Data stored using this form of RAID is able to survive a single storage device failure within each RAID 5 set without data loss.
RAID6	A placement policy using parity-based protection for storing stripes of 'n' logical blocks of data and two logical blocks of independent parity across a set of 'n+2' independent storage devices where the parity and data blocks are interleaved across the storage devices. Data stored using this form of RAID is able to survive any two independent storage device failures without data loss.
RAID60	A placement policy that uses a RAID 0 stripe set over two or more RAID 6 sets of independent storage devices. Data stored using this form of RAID is able to survive two device failures within each RAID 6 set without data loss.
RAID6TP	A placement policy that uses parity-based protection for storing stripes of 'n' logical blocks of data and three logical blocks of independent parity across a set of 'n+3' independent storage devices where the parity and data blocks are interleaved across the storage devices. This is commonly referred to as Triple Parity RAID. Data stored using this form of RAID is able to survive any three independent storage device failures without data loss.

9.5.32 StoragePoolCollection

9.5.32.1 URIs

/redfish/v1/Storage/{StorageId}/FileSystems/{FileSystemId}/CapacitySources/{CapacitySourceId}/ProvidingPools /redfish/v1/Storage/{StorageId}/StoragePools
 /redfish/v1/Storage/{StorageId}/StoragePools/{StoragePoolId}/AllocatedPools
 /redfish/v1/Storage/{StorageId}/StoragePools/{StoragePoolId}/CapacitySources/{CapacitySourceId}/ProvidingPools /redfish/v1/Storage/{StorageId}/Volumes/{VolumeId}/AllocatedPools
 /redfish/v1/Storage/{StorageId}/Volumes/{VolumeId}/CapacitySources/{CapacitySourceId}/ProvidingPools
 /redfish/v1/StorageServices/{StorageServiceId}/FileSystems/{FileSystemId}/CapacitySources/{CapacitySourceId}/ProvidingPools
 /redfish/v1/StorageServices/{StorageServiceId}/StoragePools /redfish/v1/StorageServices/{StorageServiceId}/StoragePools/{StoragePoolId}/AllocatedPools
 /redfish/v1/StorageServices/{StorageServiceId}/StoragePools/{StoragePoolId}/CapacitySources/{CapacitySourceId}/ProvidingPools
 /redfish/v1/StorageServices/{StorageServiceId}/Volumes/{VolumeId}/AllocatedPools
 /redfish/v1/StorageServices/{StorageServiceId}/Volumes/{VolumeId}/CapacitySources/{CapacitySourceId}/ProvidingPools
 /redfish/v1/Systems/{ComputerSystemId}/Storage/{StorageId}/FileSystems/{FileSystemId}/CapacitySources/{CapacitySourceId}/ProvidingPools
 /redfish/v1/Systems/{ComputerSystemId}/Storage/{StorageId}/StoragePools /redfish/v1/Systems/{ComputerSystemId}/Storage/{StorageId}/StoragePools/{StoragePoolId}/AllocatedPools
 /redfish/v1/Systems/{ComputerSystemId}/Storage/{StorageId}/StoragePools/{StoragePoolId}/CapacitySources/{CapacitySourceId}/ProvidingPools
 /redfish/v1/Systems/{ComputerSystemId}/Storage/{StorageId}/Volumes/{VolumeId}/AllocatedPools
 /redfish/v1/Systems/{ComputerSystemId}/Storage/{StorageId}/Volumes/{VolumeId}/CapacitySources/{CapacitySourceId}/ProvidingPools

9.5.32.2 Properties

The properties defined for the StoragePoolCollection schema are summarized in [Table 140](#).

Table 140: StoragePoolCollection properties

Property	Type	Notes
Description	string <i>read-only</i> (null)	This object represents the description of this resource. The resource values shall comply with the Redfish Specification-described requirements.
Members [{	array	The value of each member entry shall reference a StoragePool resource.
@odata.id	string <i>read-only</i>	Link to a StoragePool resource. See the Links section and the <i>StoragePool</i> schema for details.
}]		
Members@odata.nextLink	string (URI) <i>read-only</i>	The value of this property shall be a URI to a resource, with the same @odata.type, containing the next set of partial members.
Name	string <i>read-only</i>	This object represents the name of this resource or array member. The resource values shall comply with the Redfish Specification-described requirements. This string value shall be of the 'Name' reserved word format.

Property	Type	Notes
Oem {}	object	This property shall contain the OEM extensions. All values for properties contained in this object shall conform to the Redfish Specification-described requirements. For property details, see Oem.

9.5.33 StorageReplicaInfo 1.3.0

9.5.33.1 Description

This entity shall define the characteristics of a replica.

9.5.33.2 Properties

The properties defined for the StorageReplicaInfo 1.3.0 schema are summarized in [Table 141](#).

Table 141: [StorageReplicaInfo 1.3.0 properties](#)

Property	Type	Notes
Actions (v1.2+) {}	object	The Actions property shall contain the available actions for this resource.
Description	string <i>read-only</i> (null)	This object represents the description of this resource. The resource values shall comply with the Redfish Specification-described requirements.
Id	string <i>read-only</i> <i>required</i>	This property represents an identifier for the resource. The resource values shall comply with the Redfish Specification-described requirements.
Name	string <i>read-only</i> <i>required</i>	This object represents the name of this resource or array member. The resource values shall comply with the Redfish Specification-described requirements. This string value shall be of the 'Name' reserved word format.
Oem {}	object	This property shall contain the OEM extensions. All values for properties that this object contains shall conform to the Redfish Specification-described requirements. For property details, see Oem.

9.5.34 StorageService 1.5.0

9.5.34.1 Description

Collection of resources that the system can make available to one or more host systems. The collection can contain: block, file, or object storage; local system access points through which the collection is made available; hosts, or host access points to which the collection is made available.

9.5.34.2 URIs

/redfish/v1/StorageServices/{StorageServiceId} /redfish/v1/Systems/{ComputerSystemId}/StorageServices/{StorageServiceId}

9.5.34.3 Properties

The properties defined for the StorageService 1.5.0 schema are summarized in [Table 142](#).

Table 142: [StorageService 1.5.0 properties](#)

Property	Type	Notes
Actions {	object	The Actions property shall contain the available actions for this resource.
#StorageService.SetEncryptionKey {}	object	This defines the name of the custom action supported on this resource. <i>For more information, see the Actions section below.</i>
}		
ClassesOfService {	object	The value of each entry in the array shall reference a ClassOfService supported by this service. Contains a link to a resource.
@odata.id	string <i>read-write</i>	Link to Collection of <i>LineOfService</i> . See the LineOfService schema for details.
}		

Property	Type	Notes
ClientEndpointGroups {}	object	The value of each entry in the array shall reference an EndpointGroup.
ConsistencyGroups (v1.3+) {	object	The value of each entry in the array shall reference a ConsistencyGroup. Contains a link to a resource.
@odata.id	string	Link to Collection of <i>ConsistencyGroup</i> . See the ConsistencyGroup schema for details.
read-write		
}		
DataProtectionLoSCapabilities (v1.2+) {	object	The value shall reference the data protection capabilities of this service. See the <i>DataProtectionLoSCapabilities</i> schema for details on this property.
@odata.id	string	Link to a DataProtectionLoSCapabilities resource. See the Links section and the <i>DataProtectionLoSCapabilities</i> schema for details.
read-write		
}		
DataSecurityLoSCapabilities (v1.2+) {	object	The value shall reference the data security capabilities of this service. See the <i>DataSecurityLoSCapabilities</i> schema for details on this property.
@odata.id	string	Link to a DataSecurityLoSCapabilities resource. See the Links section and the <i>DataSecurityLoSCapabilities</i> schema for details.
read-write		
}		
DataStorageLoSCapabilities (v1.2+) {	object	The value shall reference the data storage capabilities of this service. See the <i>DataStorageLoSCapabilities</i> schema for details on this property.
@odata.id	string	Link to a DataStorageLoSCapabilities resource. See the Links section and the <i>DataStorageLoSCapabilities</i> schema for details.
read-write		
}		
DefaultClassOfService (v1.2+) {	object	If present, this property shall reference the default class of service for entities allocated by this storage service. This default may be overridden by the DefaultClassOfService property values within contained StoragePools. See the <i>ClassOfService</i> schema for details on this property.
@odata.id	string	Link to a ClassOfService resource. See the Links section and the <i>ClassOfService</i> schema for details.
read-write		
}		
Description	string	This object represents the description of this resource. The resource values shall comply with the Redfish Specification-described requirements.
read-only (null)		
Drives {}	object	A collection that indicates all the drives managed by this storage service.
EndpointGroups {}	object	The value of each entry in the array shall reference an EndpointGroup.
Endpoints {}	object	The value of each entry in the array shall reference an Endpoint managed by this service.
FileSystems {	object	An array of references to FileSystems managed by this storage service. Contains a link to a resource.
@odata.id	string	Link to Collection of <i>FileSystem</i> . See the FileSystem schema for details.
read-write		
}		
Id	string	This property represents an identifier for the resource. The resource values shall comply with the Redfish Specification-described requirements.
read-only required		
Identifier {}	object	The value identifies this resource. The value shall be unique within the managed ecosystem. For property details, see Identifier v1.11.0).
IOConnectivityLoSCapabilities (v1.2+) {	object	The value shall reference the IO connectivity capabilities of this service. See the <i>IOConnectivityLoSCapabilities</i> schema for details on this property.
@odata.id	string	Link to a IOConnectivityLoSCapabilities resource. See the Links section and the <i>IOConnectivityLoSCapabilities</i> schema for details.
read-write		

Property	Type	Notes
}		
IOPerformanceLoSCapabilities (v1.2+) {	object	The value shall reference the IO performance capabilities of this service. See the <i>IOPerformanceLoSCapabilities</i> schema for details on this property.
@odata.id	string read-write	Link to a <i>IOPerformanceLoSCapabilities</i> resource. See the Links section and the <i>IOPerformanceLoSCapabilities</i> schema for details.
}		
IOStatistics (v1.2+) {}	object	The value shall represent IO statistics for this StorageService. For property details, see <i>IOStatistics</i> .
LinesOfService (v1.4+) [{	array	The value of each entry shall reference a <i>LineOfService</i> collection defined for this service.
@odata.id	string read-write	Link to Collection of <i>LineOfService</i> . See the <i>LineOfService</i> schema for details.
}]		
Links {	object	This property shall contain links to other resources that are related to this resource.
DataProtectionLoSCapabilities {	object	The value shall reference the data protection capabilities of this service. See the <i>DataProtectionLoSCapabilities</i> schema for details on this property.
@odata.id	string read-write	Link to a <i>DataProtectionLoSCapabilities</i> resource. See the Links section and the <i>DataProtectionLoSCapabilities</i> schema for details.
}		
DataSecurityLoSCapabilities {	object	The value shall reference the data security capabilities of this service. See the <i>DataSecurityLoSCapabilities</i> schema for details on this property.
@odata.id	string read-write	Link to a <i>DataSecurityLoSCapabilities</i> resource. See the Links section and the <i>DataSecurityLoSCapabilities</i> schema for details.
}		
DataStorageLoSCapabilities {	object	The value shall reference the data storage capabilities of this service. See the <i>DataStorageLoSCapabilities</i> schema for details on this property.
@odata.id	string read-write	Link to a <i>DataStorageLoSCapabilities</i> resource. See the Links section and the <i>DataStorageLoSCapabilities</i> schema for details.
}		
DefaultClassOfService {	object	If present, this property shall reference the default class of service for entities allocated by this storage service. This default may be overridden by the <i>DefaultClassOfService</i> property values within contained <i>StoragePools</i> . See the <i>ClassOfService</i> schema for details on this property.
@odata.id	string read-write	Link to a <i>ClassOfService</i> resource. See the Links section and the <i>ClassOfService</i> schema for details.
}		
HostingSystem	 read-write	The value shall reference the <i>ComputerSystem</i> or <i>StorageController</i> that hosts this service.
IOConnectivityLoSCapabilities {	object	The value shall reference the IO connectivity capabilities of this service. See the <i>IOConnectivityLoSCapabilities</i> schema for details on this property.
@odata.id	string read-write	Link to a <i>IOConnectivityLoSCapabilities</i> resource. See the Links section and the <i>IOConnectivityLoSCapabilities</i> schema for details.
}		
IOPerformanceLoSCapabilities {	object	The value shall reference the IO performance capabilities of this service. See the <i>IOPerformanceLoSCapabilities</i> schema for details on this property.
@odata.id	string read-write	Link to a <i>IOPerformanceLoSCapabilities</i> resource. See the Links section and the <i>IOPerformanceLoSCapabilities</i> schema for details.
}		

Property	Type	Notes
Oem {}	object	This property shall contain the OEM extensions. All values for properties contained in this object shall conform to the Redfish Specification-described requirements. For property details, see Oem.
}		
Name	string <i>read-only required</i>	This object represents the name of this resource or array member. The resource values shall comply with the Redfish Specification-described requirements. This string value shall be of the 'Name' reserved word format.
Oem {}	object	This property shall contain the OEM extensions. All values for properties that this object contains shall conform to the Redfish Specification-described requirements. For property details, see Oem.
Redundancy [{}	array	This collection shall contain the redundancy information for the storage subsystem.
@odata.id	string (URI) <i>read-only</i>	The value of this property shall be the unique identifier for the resource and it shall be of the form defined in the Redfish specification.
}]		
ServerEndpointGroups {}	object	The value of each entry in the array shall reference a EndpointGroup.
SpareResourceSets (<i>v1.2+</i>) [{}	array	Each contained SpareResourceSet shall contain resources that may be utilized to replace the capacity provided by a failed resource having a compatible type.
@odata.id	string <i>read-write</i>	Link to a SpareResourceSet resource. See the Links section and the <i>SpareResourceSet</i> schema for details.
}]		
Status {}	object	The property shall contain the status of the StorageService. For property details, see Status.
StorageGroups {	object	The value of each entry in the array shall reference a StorageGroup. Contains a link to a resource.
@odata.id	string <i>read-only</i>	Link to Collection of <i>StorageGroup</i> . See the StorageGroup schema for details.
}		
StoragePools {	object	An array of references to StoragePools. Contains a link to a resource.
@odata.id	string <i>read-only</i>	Link to Collection of <i>StoragePool</i> . See the StoragePool schema for details.
}		
StorageSubsystems (<i>v1.0.1+</i>) {}	object	The value shall be a link to a collection of type StorageCollection having members that represent storage subsystems managed by this storage service.
Volumes {	object	An array of references to Volumes managed by this storage service. Contains a link to a resource.
@odata.id	string <i>read-write</i>	Link to Collection of <i>Volume</i> . See the Volume schema for details.
}		

9.5.34.4 Actions

9.5.34.5 SetEncryptionKey

9.5.34.5.1 Description

This defines the name of the custom action supported on this resource.

9.5.34.5.2 Action URIs

```
/redfish/v1/StorageServices/{StorageServiceId}/Actions/StorageService.SetEncryptionKey
/redfish/v1/Systems/{ComputerSystemId}/StorageServices/{StorageServiceId}/Actions/StorageService.SetEncryptionKey
```

9.5.34.5.3 Action parameters

The parameters for the action which are included in the POST body to the URI shown in the 'target' property of the Action are summarized in [Table 143](#).

Table 143: [SetEncryptionKey](#) action parameters

Parameter Name	Type	Notes
EncryptionKey	string <i>optional</i>	This defines the property name for the action.

9.5.34.6 Property details

9.5.34.6.1 idRef:

@odata.id	string (URI) <i>read-only</i>	The value of this property shall be the unique identifier for the resource and it shall be of the form defined in the Redfish specification.
------------------	---	--

9.5.35 StorageServiceCollection

9.5.35.1 URIs

/redfish/v1/StorageServices /redfish/v1/Systems/{ComputerSystemId}/StorageServices

9.5.35.2 Properties

The properties defined for the StorageServiceCollection schema are summarized in [Table 144](#).

Table 144: [StorageServiceCollection](#) properties

Property	Type	Notes
Description	string <i>read-only</i> (null)	This object represents the description of this resource. The resource values shall comply with the Redfish Specification-described requirements.
Members [{	array	The value of each member entry shall reference a StorageService resource.
@odata.id	string <i>read-only</i>	Link to a StorageService resource. See the Links section and the <i>StorageService</i> schema for details.
}]		
Members@odata.nextLink	string (URI) <i>read-only</i>	The value of this property shall be a URI to a resource, with the same @odata.type, containing the next set of partial members.
Name	string <i>read-only</i>	This object represents the name of this resource or array member. The resource values shall comply with the Redfish Specification-described requirements. This string value shall be of the 'Name' reserved word format.
Oem {}	object	This property shall contain the OEM extensions. All values for properties contained in this object shall conform to the Redfish Specification-described requirements. For property details, see Oem.

9.5.36 StorageSystemCollection

9.5.36.1 URIs

/redfish/v1/StorageSystems /redfish/v1/Systems

9.5.36.2 Properties

The properties defined for the StorageSystemCollection schema are summarized in [Table 145](#).

Table 145: [StorageSystemCollection](#) properties

Property	Type	Notes

Property	Type	Notes
Description	string <i>read-only</i> (null)	This object represents the description of this resource. The resource values shall comply with the Redfish Specification-described requirements.
Members [{	array	The value of each member entry shall reference a ComputerSystem resource that shall have a HostingRoles entry with a value of 'StorageServer'.
@odata.id	string (URI) <i>read-only</i>	The value of this property shall be the unique identifier for the resource and it shall be of the form defined in the Redfish specification.
}]		
Members@odata.nextLink	string (URI) <i>read-only</i>	The value of this property shall be a URI to a resource, with the same @odata.type, containing the next set of partial members.
Name	string <i>read-only</i>	This object represents the name of this resource or array member. The resource values shall comply with the Redfish Specification-described requirements. This string value shall be of the 'Name' reserved word format.
Oem {}	object	This property shall contain the OEM extensions. All values for properties contained in this object shall conform to the Redfish Specification-described requirements. For property details, see Oem.

9.5.37 Volume 1.6.2

9.5.37.1 Description

This resource shall be used to represent a volume, virtual disk, logical disk, LUN, or other logical storage for a Redfish implementation.

9.5.37.2 URIs

```

/redfish/v1/CompositionService/ResourceBlocks/{ResourceBlockId}/Storage/{StorageId}/Volumes/{VolumeId}
/redfish/v1/CompositionService/ResourceBlocks/{ResourceBlockId}/Systems/{ComputerSystemId}/Storage/{StorageId}/Volumes/{VolumeId}
/redfish/v1/ResourceBlocks/{ResourceBlockId}/Storage/{StorageId}/Volumes/{VolumeId}
/redfish/v1/ResourceBlocks/{ResourceBlockId}/Systems/{ComputerSystemId}/Storage/{StorageId}/Volumes/{VolumeId}
/redfish/v1/Storage/{StorageId}/ConsistencyGroups/{ConsistencyGroupId}/Volumes/{VolumeId}
/redfish/v1/Storage/{StorageId}/FileSystems/{FileSystemId}/CapacitySources/{CapacitySourceId}/ProvidingVolumes/{VolumeId}
/redfish/v1/Storage/{StorageId}/StoragePools/{StoragePoolId}/AllocatedVolumes/{VolumeId}
/redfish/v1/Storage/{StorageId}/StoragePools/{StoragePoolId}/CapacitySources/{CapacitySourceId}/ProvidingVolumes/{VolumeId} /redfish/v1/Storage/{StorageId}/Volumes/{VolumeId}
/redfish/v1/StorageServices/{StorageServiceId}/ConsistencyGroups/{ConsistencyGroupId}/Volumes/{VolumeId}
/redfish/v1/StorageServices/{StorageServiceId}/FileSystems/{FileSystemId}/CapacitySources/{CapacitySourceId}/ProvidingVolumes/{VolumeId}
/redfish/v1/StorageServices/{StorageServiceId}/StoragePools/{StoragePoolId}/AllocatedVolumes/{VolumeId}
/redfish/v1/StorageServices/{StorageServiceId}/StoragePools/{StoragePoolId}/CapacitySources/{CapacitySourceId}/ProvidingVolumes/{VolumeId}
/redfish/v1/StorageServices/{StorageServiceId}/Volumes/{VolumeId}
/redfish/v1/StorageServices/{StorageServiceId}/Volumes/{VolumeId}/CapacitySources/{CapacitySourceId}/ProvidingVolumes/{ProvidingVolumeId}
/redfish/v1/Systems/{ComputerSystemId}/Storage/{StorageId}/ConsistencyGroups/{ConsistencyGroupId}/Volumes/{VolumeId}
/redfish/v1/Systems/{ComputerSystemId}/Storage/{StorageId}/FileSystems/{FileSystemId}/CapacitySources/{CapacitySourceId}/ProvidingVolumes/{VolumeId}
/redfish/v1/Systems/{ComputerSystemId}/Storage/{StorageId}/StoragePools/{StoragePoolId}/AllocatedVolumes/{VolumeId}
/redfish/v1/Systems/{ComputerSystemId}/Storage/{StorageId}/StoragePools/{StoragePoolId}/CapacitySources/{CapacitySourceId}/ProvidingVolumes/{VolumeId}
/redfish/v1/Systems/{ComputerSystemId}/Storage/{StorageId}/Volumes/{VolumeId}

```

9.5.37.3 Properties

The properties defined for the Volume 1.6.2 schema are summarized in [Table 146](#).

Table 146: Volume 1.6.2 properties

Property	Type	Notes
AccessCapabilities (v1.1+) []	array (string (enum)) <i>read-write</i> (null)	Each entry shall specify a current storage access capability. StorageAccessCapability enumeration literals may be used to describe abilities to read or write storage. <i>For the possible property values, see AccessCapabilities in Property details.</i>

Property	Type	Notes
Actions {	object	The Actions property shall contain the available actions for this resource.
#Volume.AssignReplicaTarget (v1.4+) {}	object	This action shall be used to establish a replication relationship by assigning an existing volume to serve as a target replica for an existing source volume. <i>For more information, see the Actions section below.</i>
#Volume.ChangeRAIDLayout (v1.5+) {}	object	This action shall request the system to change the RAID layout of the volume. Depending on the combination of the submitted parameters, this could be changing the RAID type, changing the span count, changing the number of drives used by the volume, or another configuration change supported by the system. Note that usage of this action while online may potentially cause data loss if the available capacity is reduced. <i>For more information, see the Actions section below.</i>
#Volume.CheckConsistency {}	object	This defines the name of the custom action supported on this resource. <i>For more information, see the Actions section below.</i>
#Volume.CreateReplicaTarget (v1.4+) {}	object	This action shall be used to create a new volume resource to provide expanded data protection through a replica relationship with the specified source volume. <i>For more information, see the Actions section below.</i>
#Volume.ForceEnable (v1.5+) {}	object	This action shall request the system to force the volume to enabled state regardless of data loss scenarios. <i>For more information, see the Actions section below.</i>
#Volume.Initialize (v1.5+) {}	object	This defines the name of the custom action supported on this resource. If InitializeMethod is not specified in the request body, but the property InitializeMethod is specified, the property InitializeMethod value should be used. If neither is specified, the InitializeMethod should be Foreground. <i>For more information, see the Actions section below.</i>
#Volume.RemoveReplicaRelationship (v1.4+) {}	object	This action shall be used to disable data synchronization between a source and target volume, remove the replication relationship, and optionally delete the target volume. <i>For more information, see the Actions section below.</i>
#Volume.ResumeReplication (v1.4+) {}	object	This action shall be used to resume the active data synchronization between a source and target volume, without otherwise altering the replication relationship. <i>For more information, see the Actions section below.</i>
#Volume.ReverseReplicationRelationship (v1.4+) {}	object	This action shall be used to reverse the replication relationship between a source and target volume. <i>For more information, see the Actions section below.</i>
#Volume.SplitReplication (v1.4+) {}	object	This action shall be used to split the replication relationship and suspend data synchronization between a source and target volume. <i>For more information, see the Actions section below.</i>
#Volume.SuspendReplication (v1.4+) {}	object	This action shall be used to suspend active data synchronization between a source and target volume, without otherwise altering the replication relationship. <i>For more information, see the Actions section below.</i>
}		
AllocatedPools (v1.1+) {}	object	The value of this property shall contain references to all storage pools allocated from this volume. Contains a link to a resource.
@odata.id	string read-only	Link to Collection of <i>StoragePool</i> . See the <i>StoragePool</i> schema for details.
}		
BlockSizeBytes	integer (By) read-only (null)	This property shall contain size of the smallest addressable unit of the associated volume.
Capacity (v1.1+) {}	object	Information about the utilization of capacity allocated to this storage volume. For property details, see Capacity v1.0.0).
CapacityBytes	integer (By) read-write (null)	This property shall contain the size in bytes of the associated volume.
CapacitySources (v1.1+) [{}	array	Fully or partially consumed storage from a source resource. Each entry provides capacity allocation information from a named source resource.
@odata.id	string read-write	Link to a CapacitySource resource. See the Links section and the <i>CapacitySource</i> schema for details.
}]		

Property	Type	Notes
Compressed (v1.4+)	boolean read-write (null)	This property shall contain a boolean indicator if the Volume is currently utilizing compression or not.
Deduplicated (v1.4+)	boolean read-write (null)	This property shall contain a boolean indicator if the Volume is currently utilizing deduplication or not.
Description	string read-only (null)	This object represents the description of this resource. The resource values shall comply with the Redfish Specification-described requirements.
DisplayName (v1.4+)	string read-write (null)	This property shall contain a user-configurable string to name the volume.
Encrypted	boolean read-write (null)	This property shall contain a boolean indicator if the Volume is currently utilizing encryption or not.
EncryptionTypes []	array (string (enum)) read-write	This property shall contain the types of encryption used by this Volume. <i>For the possible property values, see EncryptionTypes in Property details.</i>
Id	string read-only required	This property represents an identifier for the resource. The resource values shall comply with the Redfish Specification-described requirements.
Identifiers [{ }]	array (object)	This property shall contain a list of all known durable names for the associated volume. This type shall contain any additional identifiers for a resource. For property details, see Identifier v1.11.0).
InitializeMethod (v1.6+)	string (enum) read-only (null)	This property shall indicate the initialization method used for this volume. If InitializeMethod is not specified, the InitializeMethod should be Foreground. This value reflects the most recently used Initialization Method, and may be changed using the Initialize Action. <i>For the possible property values, see InitializeMethod in Property details.</i>
IOPerfModeEnabled (v1.5+)	boolean read-write (null)	This property shall indicate whether IO performance mode is enabled for the volume.
IOStatistics (v1.2+) { }	object	The value shall represent IO statistics for this volume. For property details, see IOStatistics.
Links {	object	The Links property, as described by the Redfish Specification, shall contain references to resources that are related to, but not contained by (subordinate to), this resource.
CacheDataVolumes (v1.6+) [{	array	This shall be a pointer to the cache data volumes this volume serves as a cache volume. The corresponding VolumeUsage property shall be set to CacheOnly when this property is used.
@odata.id	string read-only	Link to another Volume resource.
}]		
CacheVolumeSource (v1.6+) {	object (null)	This shall be a pointer to the cache volume source for this volume. The corresponding VolumeUsage property shall be set to Data when this property is used.

Property	Type	Notes
@odata.id	string <i>read-only</i>	Link to another Volume resource.
}		
ClassOfService (v1.1+) {	object	This property shall contain a reference to the ClassOfService that this storage volume conforms to. See the <i>ClassOfService</i> schema for details on this property.
@odata.id	string <i>read-only</i>	Link to a ClassOfService resource. See the Links section and the <i>ClassOfService</i> schema for details.
}		
ClientEndpoints (v1.4+) [{	array	The value of this property shall be references to the client Endpoints this volume is associated with.
@odata.id	string (URI) <i>read-only</i>	The value of this property shall be the unique identifier for the resource and it shall be of the form defined in the Redfish specification.
}]		
ConsistencyGroups (v1.4+) [{	array	The value of this property shall be references to the ConsistencyGroups this volume is associated with.
@odata.id	string <i>read-only</i>	Link to a ConsistencyGroup resource. See the Links section and the <i>ConsistencyGroup</i> schema for details.
}]		
DedicatedSpareDrives (v1.2+) [{	array	The value of this property shall be a reference to the resources that this volume is associated with and shall reference resources of type Drive. This property shall only contain references to Drive entities which are currently assigned as a dedicated spare and are able to support this Volume.
@odata.id	string (URI) <i>read-only</i>	The value of this property shall be the unique identifier for the resource and it shall be of the form defined in the Redfish specification.
}]		
Drives [{	array	The value of this property shall be a reference to the resources that this volume is associated with and shall reference resources of type Drive. This property shall only contain references to Drive entities which are currently members of the Volume, not hot spare Drives which are not currently a member of the volume.
@odata.id	string (URI) <i>read-only</i>	The value of this property shall be the unique identifier for the resource and it shall be of the form defined in the Redfish specification.
}]		
JournalingMedia (v1.5+)	<i>read-write (null)</i>	This shall be a pointer to the journaling media used for this Volume to address the write hole issue. Valid when WriteHoleProtectionPolicy property is set to 'Journaling'.
Oem {}	object	This property shall contain the OEM extensions. All values for properties contained in this object shall conform to the Redfish Specification-described requirements. For property details, see Oem.
OwningStorageResource (v1.5+) {	object	This shall be a pointer to the Storage resource that owns or contains this volume.
@odata.id	string (URI) <i>read-only</i>	The value of this property shall be the unique identifier for the resource and it shall be of the form defined in the Redfish specification.
}		
OwningStorageService (v1.4+) {	object	This shall be a pointer to the StorageService that owns or contains this volume. See the <i>StorageService</i> schema for details on this property.

Property	Type	Notes
@odata.id	string <i>read-only</i>	Link to a StorageService resource. See the Links section and the <i>StorageService</i> schema for details.
}		
ServerEndpoints (<i>v1.4+</i>) [{	array	The value of this property shall be references to the server Endpoints this volume is associated with.
@odata.id	string (URI) <i>read-only</i>	The value of this property shall be the unique identifier for the resource and it shall be of the form defined in the Redfish specification.
}]		
SpareResourceSets (<i>v1.3+</i>) [{	array	Each referenced SpareResourceSet shall contain resources that may be utilized to replace the capacity provided by a failed resource having a compatible type.
@odata.id	string <i>read-write</i>	Link to a SpareResourceSet resource. See the Links section and the <i>SpareResourceSet</i> schema for details.
}]		
StorageGroups (<i>v1.4+</i>) [{	array	The value of this property shall be references to the StorageGroups this volume is associated with.
@odata.id	string <i>read-only</i>	Link to a StorageGroup resource. See the Links section and the <i>StorageGroup</i> schema for details.
}]		
}		
LogicalUnitNumber (<i>v1.4+</i>)	integer <i>read-only (null)</i>	This property shall contain host-visible LogicalUnitNumber assigned to this Volume. This property shall only be used when in a single connect configuration and no StorageGroup configuration is used.
LowSpaceWarningThresholdPercents (<i>v1.1+</i>) []	array (%) (integer, null) <i>read-write</i>	Each time the following value is less than one of the values in the array the LOW_SPACE_THRESHOLD_WARNING event shall be triggered: Across all CapacitySources entries, percent = (SUM(AllocatedBytes) - SUM(ConsumedBytes))/SUM(AllocatedBytes).
Manufacturer (<i>v1.1+</i>)	string <i>read-only (null)</i>	This property shall contain a value that represents the manufacturer or implementer of the storage volume.
MaxBlockSizeBytes (<i>v1.1+</i>)	integer (By) <i>read-only (null)</i>	This property shall contain size of the largest addressable unit of this storage volume.
MediaSpanCount (<i>v1.4+</i>)	integer <i>read-only (null)</i>	This property shall indicate the number of media elements used per span in the secondary RAID for a hierarchical RAID type.
Model (<i>v1.1+</i>)	string <i>read-only (null)</i>	The value is assigned by the manufacturer and shall represents a specific storage volume implementation.
Name	string <i>read-only required</i>	This object represents the name of this resource or array member. The resource values shall comply with the Redfish Specification-described requirements. This string value shall be of the 'Name' reserved word format.

Property	Type	Notes
NVMeNamespaceProperties (v1.5+) {	object (null)	This property shall contain properties to use when Volume is used to describe an NVMe Namespace.
FormattedLBASize (v1.5+)	string read-only (null)	This property shall contain the LBA data size and metadata size combination that the namespace has been formatted with. This is a 4-bit data structure.
IsShareable (v1.5+)	boolean read-write (null)	This property shall indicate whether the namespace is shareable.
MetadataTransferredAtEndOfDataLBA (v1.5+)	boolean read-only (null)	This property shall indicate whether or not the metadata is transferred at the end of the LBA creating an extended data LBA.
NamespaceFeatures (v1.5+) {	object (null)	This property shall contain a set of Namespace Features.
SupportsAtomicTransactionSize (v1.5+)	boolean read-only (null)	This property shall indicate whether or not the NVM fields for Namespace preferred write granularity (NPWG), write alignment (NPWA), deallocate granularity (NPDG), deallocate alignment (NPDA) and optimal write size (NOWS) are defined for this namespace and should be used by the host for I/O optimization.
SupportsDeallocatedOrUnwrittenLBAError (v1.5+)	boolean read-only (null)	This property shall indicate that the controller supports deallocated or unwritten logical block error for this namespace. .
SupportsIOPerformanceHints (v1.5+)	boolean read-only (null)	This property shall indicate that the Namespace Atomic Write Unit Normal (NAWUN), Namespace Atomic Write Unit Power Fail (NAWUPF), and Namespace Atomic Compare and Write Unit (NACWU) fields are defined for this namespace and should be used by the host for this namespace instead of the controller-level properties AWUN, AWUPF, and ACWU.
SupportsNGUIDReuse (v1.5+)	boolean read-only (null)	This property shall indicate that the namespace supports the use of an NGUID (namespace globally unique identifier) value.
SupportsThinProvisioning (v1.5+)	boolean read-only (null)	This property shall indicate whether or not the NVMe Namespace supports thin provisioning. Specifically, the namespace capacity reported may be less than the namespace size.
}		
NamespaceId (v1.5+)	string read-only (null)	This property shall contain the NVMe Namespace Identifier for this namespace. This property shall be a hex value. Namespace identifiers are not durable and do not have meaning outside the scope of the NVMe subsystem. NSID 0x0, 0xFFFFFFFF, 0xFFFFFFFFFE are special purpose values. Pattern: ^o[xx]([a-fA-F]
NumberLBAFormats (v1.5+)	integer (By) read-only (null)	This property shall contain the number of LBA data size and metadata size combinations supported by this namespace. The value of this property is between 0 and 16. LBA formats with an index set beyond this value will not be supported.
NVMeVersion (v1.5+)	string read-only (null)	This property shall contain the version of the NVMe Base Specification supported.
}		

Property	Type	Notes
Oem {}	object	This property shall contain the OEM extensions. All values for properties that this object contains shall conform to the Redfish Specification-described requirements. For property details, see Oem.
Operations [{}	array	This property shall contain a list of all currently running on the Volume.
AssociatedFeaturesRegistry {	object	This resource shall be used to represent a Feature registry for a Redfish implementation. See the <i>FeaturesRegistry</i> schema for details on this property.
@odata.id	string <i>read-only</i>	Link to a FeaturesRegistry resource. See the Links section and the <i>FeaturesRegistry</i> schema for details.
}		
OperationName	string <i>read-only (null)</i>	The name of the operation.
PercentageComplete	integer <i>read-only (null)</i>	The percentage of the operation that has been completed.
}]		
OptimumIOSizeBytes	integer (By) <i>read-only (null)</i>	This property shall contain the optimum IO size to use when performing IO on this volume. For logical disks, this is the stripe size. For physical disks, this describes the physical sector size.
ProvisioningPolicy (<i>v1.4+</i>)	string (enum) <i>read-write (null)</i>	This property shall specify the volume's supported storage allocation policy. <i>For the possible property values, see ProvisioningPolicy in Property details.</i>
RAIDType (<i>v1.3.1+</i>)	string (enum) <i>read-only (null)</i>	This property shall contain the RAID type of the associated Volume. <i>For the possible property values, see RAIDType in Property details.</i>
ReadCachePolicy (<i>v1.4+</i>)	string (enum) <i>read-write (null)</i>	This property shall contain a boolean indicator of the read cache policy for the Volume. <i>For the possible property values, see ReadCachePolicy in Property details.</i>
RecoverableCapacitySourceCount (<i>v1.3+</i>)	integer <i>read-write (null)</i>	The value is the number of available capacity source resources currently available in the event that an equivalent capacity source resource fails.
RemainingCapacityPercent (<i>v1.2+</i>)	integer <i>read-only (null)</i>	If present, this value shall return $\{[(\text{SUM}(\text{AllocatedBytes}) - \text{SUM}(\text{ConsumedBytes})) / \text{SUM}(\text{AllocatedBytes})] * 100$ represented as an integer value.
ReplicaInfo (<i>v1.1+</i>) {}	object	This property shall describe the replica relationship between this storage volume and a corresponding source volume. For property details, see ReplicaInfo v1.3.0).
ReplicaTargets (<i>v1.3+</i>) [{}	array	The value shall reference the target replicas that are sourced by this replica.
@odata.id	string (URI) <i>read-only</i>	The value of this property shall be the unique identifier for the resource and it shall be of the form defined in the Redfish specification.
}]		
Status {}	object	The property shall contain the status of the Volume. For property details, see Status.

Property	Type	Notes
StorageGroups (<i>v1.1+</i>) {	object	The value of this property shall contain references to all storage groups that include this volume. Contains a link to a resource.
@odata.id	string <i>read-only</i>	Link to Collection of <i>StorageGroup</i> . See the <i>StorageGroup</i> schema for details.
}		
StripSizeBytes (<i>v1.4+</i>)	integer (By) <i>read-write (null)</i>	The number of consecutively addressed virtual disk blocks (bytes) mapped to consecutively addressed blocks on a single member extent of a disk array. Synonym for stripe depth and chunk size.
VolumeType	string (enum) <i>read-only (null)</i>	This property shall contain the type of the associated Volume. <i>For the possible property values, see VolumeType in Property details.</i>
VolumeUsage (<i>v1.4+</i>)	string (enum) <i>read-only (null)</i>	This property shall contain the volume usage type for the Volume. <i>For the possible property values, see VolumeUsage in Property details.</i>
WriteCachePolicy (<i>v1.4+</i>)	string (enum) <i>read-write (null)</i>	This property shall contain a boolean indicator of the write cache policy for the Volume. <i>For the possible property values, see WriteCachePolicy in Property details.</i>
WriteCacheState (<i>v1.4+</i>)	string (enum) <i>read-only (null)</i>	This property shall contain the WriteCacheState policy setting for the Volume. <i>For the possible property values, see WriteCacheState in Property details.</i>
WriteHoleProtectionPolicy (<i>v1.4+</i>)	string (enum) <i>read-write</i>	This property specifies the policy that is enabled to address the write hole issue on the RAID volume. If no policy is enabled at the moment, this property shall be set to 'Off'. <i>For the possible property values, see WriteHoleProtectionPolicy in Property details.</i>

9.5.37.4 Actions

9.5.37.5 AssignReplicaTarget (*v1.4+*)

9.5.37.5.1 Description

This action shall be used to establish a replication relationship by assigning an existing volume to serve as a target replica for an existing source volume.

9.5.37.5.2 Action URIs

```

/redfish/v1/CompositionService/ResourceBlocks/{ResourceBlockId}/Storage/{StorageId}/Volumes/{VolumeId}/Actions/Volume.AssignReplicaTarget
/redfish/v1/CompositionService/ResourceBlocks/{ResourceBlockId}/Systems/{ComputerSystemId}/Storage/{StorageId}/Volumes/{VolumeId}/Actions/Volume.AssignReplicaTarget
/redfish/v1/ResourceBlocks/{ResourceBlockId}/Storage/{StorageId}/Volumes/{VolumeId}/Actions/Volume.AssignReplicaTarget
/redfish/v1/ResourceBlocks/{ResourceBlockId}/Systems/{ComputerSystemId}/Storage/{StorageId}/Volumes/{VolumeId}/Actions/Volume.AssignReplicaTarget
/redfish/v1/Storage/{StorageId}/ConsistencyGroups/{ConsistencyGroupId}/Volumes/{VolumeId}/Actions/Volume.AssignReplicaTarget
/redfish/v1/Storage/{StorageId}/FileSystems/{FileSystemId}/CapacitySources/{CapacitySourceId}/ProvidingVolumes/{VolumeId}/Actions/Volume.AssignReplicaTarget
/redfish/v1/Storage/{StorageId}/StoragePools/{StoragePoolId}/AllocatedVolumes/{VolumeId}/Actions/Volume.AssignReplicaTarget
/redfish/v1/Storage/{StorageId}/StoragePools/{StoragePoolId}/CapacitySources/{CapacitySourceId}/ProvidingVolumes/{VolumeId}/Actions/Volume.AssignReplicaTarget
/redfish/v1/Storage/{StorageId}/Volumes/{VolumeId}/Actions/Volume.AssignReplicaTarget
/redfish/v1/StorageServices/{StorageServiceId}/ConsistencyGroups/{ConsistencyGroupId}/Volumes/{VolumeId}/Actions/Volume.AssignReplicaTarget
/redfish/v1/StorageServices/{StorageServiceId}/FileSystems/{FileSystemId}/CapacitySources/{CapacitySourceId}/ProvidingVolumes/{VolumeId}/Actions/Volume.AssignReplicaTarget
/redfish/v1/StorageServices/{StorageServiceId}/StoragePools/{StoragePoolId}/AllocatedVolumes/{VolumeId}/Actions/Volume.AssignReplicaTarget
/redfish/v1/StorageServices/{StorageServiceId}/StoragePools/{StoragePoolId}/CapacitySources/{CapacitySourceId}/ProvidingVolumes/{VolumeId}/Actions/Volume.AssignReplicaTarget
/redfish/v1/StorageServices/{StorageServiceId}/Volumes/{VolumeId}/Actions/Volume.AssignReplicaTarget
/redfish/v1/StorageServices/{StorageServiceId}/Volumes/{VolumeId}/CapacitySources/{CapacitySourceId}/ProvidingVolumes/{ProvidingVolumeId}/Actions/Volume.AssignReplicaTarget

```

/redfish/v1/Systems/{ComputerSystemId}/Storage/{StorageId}/ConsistencyGroups/{ConsistencyGroupId}/Volumes/{VolumeId}/Actions/Volume.AssignReplicaTarget
/redfish/v1/Systems/{ComputerSystemId}/Storage/{StorageId}/FileSystems/{FileSystemId}/CapacitySources/{CapacitySourceId}/ProvidingVolumes/{VolumeId}/Actions/Volume.AssignReplicaTarget
/redfish/v1/Systems/{ComputerSystemId}/Storage/{StorageId}/StoragePools/{StoragePoolId}/AllocatedVolumes/{VolumeId}/Actions/Volume.AssignReplicaTarget
/redfish/v1/Systems/{ComputerSystemId}/Storage/{StorageId}/StoragePools/{StoragePoolId}/CapacitySources/{CapacitySourceId}/ProvidingVolumes/{VolumeId}/Actions/Volume.AssignReplicaTarget
/redfish/v1/Systems/{ComputerSystemId}/Storage/{StorageId}/Volumes/{VolumeId}/Actions/Volume.AssignReplicaTarget

9.5.37.5.3 Action parameters

The parameters for the action which are included in the POST body to the URI shown in the 'target' property of the Action are summarized in [Table 147](#).

Table 147: AssignReplicaTarget action parameters

Parameter Name	Type	Notes
ReplicaType	string (enum) required	This parameter shall contain the type of replica relationship to be created (e.g., Clone, Mirror, Snap). <i>For the possible property values, see ReplicaType in Property details.</i>
ReplicaUpdateMode	string (enum) required	This parameter shall specify the replica update mode. <i>For the possible property values, see ReplicaUpdateMode in Property details.</i>
TargetVolume	string required	This parameter shall contain the Uri to the existing target volume.

9.5.37.6 ChangeRAIDLAYOUT (v1.5+)

9.5.37.6.1 Description

This action shall request the system to change the RAID layout of the volume. Depending on the combination of the submitted parameters, this could be changing the RAID type, changing the span count, changing the number of drives used by the volume, or another configuration change supported by the system. Note that usage of this action while online may potentially cause data loss if the available capacity is reduced.

9.5.37.6.2 Action URIs

/redfish/v1/CompositionService/ResourceBlocks/{ResourceBlockId}/Storage/{StorageId}/Volumes/{VolumeId}/Actions/Volume.ChangeRAIDLAYOUT
/redfish/v1/CompositionService/ResourceBlocks/{ResourceBlockId}/Systems/{ComputerSystemId}/Storage/{StorageId}/Volumes/{VolumeId}/Actions/Volume.ChangeRAIDLAYOUT
/redfish/v1/ResourceBlocks/{ResourceBlockId}/Storage/{StorageId}/Volumes/{VolumeId}/Actions/Volume.ChangeRAIDLAYOUT
/redfish/v1/ResourceBlocks/{ResourceBlockId}/Systems/{ComputerSystemId}/Storage/{StorageId}/Volumes/{VolumeId}/Actions/Volume.ChangeRAIDLAYOUT
/redfish/v1/Storage/{StorageId}/ConsistencyGroups/{ConsistencyGroupId}/Volumes/{VolumeId}/Actions/Volume.ChangeRAIDLAYOUT
/redfish/v1/Storage/{StorageId}/FileSystems/{FileSystemId}/CapacitySources/{CapacitySourceId}/ProvidingVolumes/{VolumeId}/Actions/Volume.ChangeRAIDLAYOUT
/redfish/v1/Storage/{StorageId}/StoragePools/{StoragePoolId}/AllocatedVolumes/{VolumeId}/Actions/Volume.ChangeRAIDLAYOUT
/redfish/v1/Storage/{StorageId}/StoragePools/{StoragePoolId}/CapacitySources/{CapacitySourceId}/ProvidingVolumes/{VolumeId}/Actions/Volume.ChangeRAIDLAYOUT
/redfish/v1/Storage/{StorageId}/Volumes/{VolumeId}/Actions/Volume.ChangeRAIDLAYOUT
/redfish/v1/StorageServices/{StorageServiceId}/ConsistencyGroups/{ConsistencyGroupId}/Volumes/{VolumeId}/Actions/Volume.ChangeRAIDLAYOUT
/redfish/v1/StorageServices/{StorageServiceId}/FileSystems/{FileSystemId}/CapacitySources/{CapacitySourceId}/ProvidingVolumes/{VolumeId}/Actions/Volume.ChangeRAIDLAYOUT
/redfish/v1/StorageServices/{StorageServiceId}/StoragePools/{StoragePoolId}/AllocatedVolumes/{VolumeId}/Actions/Volume.ChangeRAIDLAYOUT
/redfish/v1/StorageServices/{StorageServiceId}/StoragePools/{StoragePoolId}/CapacitySources/{CapacitySourceId}/ProvidingVolumes/{VolumeId}/Actions/Volume.ChangeRAIDLAYOUT
/redfish/v1/StorageServices/{StorageServiceId}/Volumes/{VolumeId}/Actions/Volume.ChangeRAIDLAYOUT
/redfish/v1/StorageServices/{StorageServiceId}/Volumes/{VolumeId}/CapacitySources/{CapacitySourceId}/ProvidingVolumes/{ProvidingVolumeId}/Actions/Volume.ChangeRAIDLAYOUT
/redfish/v1/Systems/{ComputerSystemId}/Storage/{StorageId}/ConsistencyGroups/{ConsistencyGroupId}/Volumes/{VolumeId}/Actions/Volume.ChangeRAIDLAYOUT
/redfish/v1/Systems/{ComputerSystemId}/Storage/{StorageId}/FileSystems/{FileSystemId}/CapacitySources/{CapacitySourceId}/ProvidingVolumes/{VolumeId}/Actions/Volume.ChangeRAIDLAYOUT
/redfish/v1/Systems/{ComputerSystemId}/Storage/{StorageId}/StoragePools/{StoragePoolId}/AllocatedVolumes/{VolumeId}/Actions/Volume.ChangeRAIDLAYOUT
/redfish/v1/Systems/{ComputerSystemId}/Storage/{StorageId}/StoragePools/{StoragePoolId}/CapacitySources/{CapacitySourceId}/ProvidingVolumes/{VolumeId}/Actions/Volume.ChangeRAIDLAYOUT
/redfish/v1/Systems/{ComputerSystemId}/Storage/{StorageId}/Volumes/{VolumeId}/Actions/Volume.ChangeRAIDLAYOUT

9.5.37.6.3 Action parameters

The parameters for the action which are included in the POST body to the URI shown in the 'target' property of the Action are summarized in [Table 148](#).

Table 148: ChangeRAIDLAYOUT action parameters

Parameter Name	Type	Notes
Drives [{	array optional	This parameter shall contain an array of the drives to be used by the volume.
@odata.id	string (URI) read-only	The value of this property shall be the unique identifier for the resource and it shall be of the form defined in the Redfish specification.
}]		

Parameter Name	Type	Notes
MediaSpanCount	integer optional	This parameter shall contain the requested number of media elements used per span in the secondary RAID for a hierarchical RAID type.
RAIDType	string (enum) optional	This parameter shall contain the requested RAID type for the volume. <i>For the possible property values, see RAIDType in Property details.</i>
StripSizeBytes	integer optional	This parameter shall contain the number of blocks (bytes) requested for the strip size.

9.5.37.7 CheckConsistency

9.5.37.7.1 Description

This defines the name of the custom action supported on this resource.

9.5.37.7.2 Action URIs

/redfish/v1/CompositionService/ResourceBlocks/{ResourceBlockId}/Storage/{StorageId}/Volumes/{VolumeId}/Actions/Volume.CheckConsistency
/redfish/v1/CompositionService/ResourceBlocks/{ResourceBlockId}/Systems/{ComputerSystemId}/Storage/{StorageId}/Volumes/{VolumeId}/Actions/Volume.CheckConsistency
/redfish/v1/ResourceBlocks/{ResourceBlockId}/Storage/{StorageId}/Volumes/{VolumeId}/Actions/Volume.CheckConsistency
/redfish/v1/ResourceBlocks/{ResourceBlockId}/Systems/{ComputerSystemId}/Storage/{StorageId}/Volumes/{VolumeId}/Actions/Volume.CheckConsistency
/redfish/v1/Storage/{StorageId}/ConsistencyGroups/{ConsistencyGroupId}/Volumes/{VolumeId}/Actions/Volume.CheckConsistency
/redfish/v1/Storage/{StorageId}/FileSystems/{FileSystemId}/CapacitySources/{CapacitySourceId}/ProvidingVolumes/{VolumeId}/Actions/Volume.CheckConsistency
/redfish/v1/Storage/{StorageId}/StoragePools/{StoragePoolId}/AllocatedVolumes/{VolumeId}/Actions/Volume.CheckConsistency
/redfish/v1/Storage/{StorageId}/StoragePools/{StoragePoolId}/CapacitySources/{CapacitySourceId}/ProvidingVolumes/{VolumeId}/Actions/Volume.CheckConsistency
/redfish/v1/Storage/{StorageId}/Volumes/{VolumeId}/Actions/Volume.CheckConsistency
/redfish/v1/StorageServices/{StorageServiceId}/ConsistencyGroups/{ConsistencyGroupId}/Volumes/{VolumeId}/Actions/Volume.CheckConsistency
/redfish/v1/StorageServices/{StorageServiceId}/FileSystems/{FileSystemId}/CapacitySources/{CapacitySourceId}/ProvidingVolumes/{VolumeId}/Actions/Volume.CheckConsistency
/redfish/v1/StorageServices/{StorageServiceId}/StoragePools/{StoragePoolId}/AllocatedVolumes/{VolumeId}/Actions/Volume.CheckConsistency
/redfish/v1/StorageServices/{StorageServiceId}/StoragePools/{StoragePoolId}/CapacitySources/{CapacitySourceId}/ProvidingVolumes/{VolumeId}/Actions/Volume.CheckConsistency
/redfish/v1/StorageServices/{StorageServiceId}/Volumes/{VolumeId}/Actions/Volume.CheckConsistency
/redfish/v1/StorageServices/{StorageServiceId}/Volumes/{VolumeId}/CapacitySources/{CapacitySourceId}/ProvidingVolumes/{ProvidingVolumeId}/Actions/Volume.CheckConsistency
/redfish/v1/Systems/{ComputerSystemId}/Storage/{StorageId}/ConsistencyGroups/{ConsistencyGroupId}/Volumes/{VolumeId}/Actions/Volume.CheckConsistency
/redfish/v1/Systems/{ComputerSystemId}/Storage/{StorageId}/FileSystems/{FileSystemId}/CapacitySources/{CapacitySourceId}/ProvidingVolumes/{VolumeId}/Actions/Volume.CheckConsistency
/redfish/v1/Systems/{ComputerSystemId}/Storage/{StorageId}/StoragePools/{StoragePoolId}/AllocatedVolumes/{VolumeId}/Actions/Volume.CheckConsistency
/redfish/v1/Systems/{ComputerSystemId}/Storage/{StorageId}/StoragePools/{StoragePoolId}/CapacitySources/{CapacitySourceId}/ProvidingVolumes/{VolumeId}/Actions/Volume.CheckConsistency
/redfish/v1/Systems/{ComputerSystemId}/Storage/{StorageId}/Volumes/{VolumeId}/Actions/Volume.CheckConsistency

9.5.37.7.3 Action parameters

This action takes no parameters.

9.5.37.8 CreateReplicaTarget (v1.4+)

9.5.37.8.1 Description

This action shall be used to create a new volume resource to provide expanded data protection through a replica relationship with the specified source volume.

9.5.37.8.2 Action URIs

/redfish/v1/CompositionService/ResourceBlocks/{ResourceBlockId}/Storage/{StorageId}/Volumes/{VolumeId}/Actions/Volume.CreateReplicaTarget
/redfish/v1/CompositionService/ResourceBlocks/{ResourceBlockId}/Systems/{ComputerSystemId}/Storage/{StorageId}/Volumes/{VolumeId}/Actions/Volume.CreateReplicaTarget
/redfish/v1/ResourceBlocks/{ResourceBlockId}/Storage/{StorageId}/Volumes/{VolumeId}/Actions/Volume.CreateReplicaTarget
/redfish/v1/ResourceBlocks/{ResourceBlockId}/Systems/{ComputerSystemId}/Storage/{StorageId}/Volumes/{VolumeId}/Actions/Volume.CreateReplicaTarget
/redfish/v1/Storage/{StorageId}/ConsistencyGroups/{ConsistencyGroupId}/Volumes/{VolumeId}/Actions/Volume.CreateReplicaTarget
/redfish/v1/Storage/{StorageId}/FileSystems/{FileSystemId}/CapacitySources/{CapacitySourceId}/ProvidingVolumes/{VolumeId}/Actions/Volume.CreateReplicaTarget
/redfish/v1/Storage/{StorageId}/StoragePools/{StoragePoolId}/AllocatedVolumes/{VolumeId}/Actions/Volume.CreateReplicaTarget
/redfish/v1/Storage/{StorageId}/StoragePools/{StoragePoolId}/CapacitySources/{CapacitySourceId}/ProvidingVolumes/{VolumeId}/Actions/Volume.CreateReplicaTarget
/redfish/v1/Storage/{StorageId}/Volumes/{VolumeId}/Actions/Volume.CreateReplicaTarget
/redfish/v1/StorageServices/{StorageServiceId}/ConsistencyGroups/{ConsistencyGroupId}/Volumes/{VolumeId}/Actions/Volume.CreateReplicaTarget
/redfish/v1/StorageServices/{StorageServiceId}/FileSystems/{FileSystemId}/CapacitySources/{CapacitySourceId}/ProvidingVolumes/{VolumeId}/Actions/Volume.CreateReplicaTarget
/redfish/v1/StorageServices/{StorageServiceId}/StoragePools/{StoragePoolId}/AllocatedVolumes/{VolumeId}/Actions/Volume.CreateReplicaTarget
/redfish/v1/StorageServices/{StorageServiceId}/StoragePools/{StoragePoolId}/CapacitySources/{CapacitySourceId}/ProvidingVolumes/{VolumeId}/Actions/Volume.CreateReplicaTarget
/redfish/v1/StorageServices/{StorageServiceId}/Volumes/{VolumeId}/Actions/Volume.CreateReplicaTarget
/redfish/v1/StorageServices/{StorageServiceId}/Volumes/{VolumeId}/CapacitySources/{CapacitySourceId}/ProvidingVolumes/{ProvidingVolumeId}/Actions/Volume.CreateReplicaTarget
/redfish/v1/Systems/{ComputerSystemId}/Storage/{StorageId}/ConsistencyGroups/{ConsistencyGroupId}/Volumes/{VolumeId}/Actions/Volume.CreateReplicaTarget
/redfish/v1/Systems/{ComputerSystemId}/Storage/{StorageId}/FileSystems/{FileSystemId}/CapacitySources/{CapacitySourceId}/ProvidingVolumes/{VolumeId}/Actions/Volume.CreateReplicaTarget
/redfish/v1/Systems/{ComputerSystemId}/Storage/{StorageId}/StoragePools/{StoragePoolId}/AllocatedVolumes/{VolumeId}/Actions/Volume.CreateReplicaTarget

/redfish/v1/Systems/{ComputerSystemId}/Storage/{StorageId}/StoragePools/{StoragePoolId}/CapacitySources/{CapacitySourceId}/ProvidingVolumes/{VolumeId}/Actions/Volume.CreateReplicaTarget /redfish/v1/Systems/{ComputerSystemId}/Storage/{StorageId}/Volumes/{VolumeId}/Actions/Volume.CreateReplicaTarget

9.5.37.8.3 Action parameters

The parameters for the action which are included in the POST body to the URI shown in the 'target' property of the Action are summarized in [Table 149](#).

Table 149: [CreateReplicaTarget](#) action parameters

Parameter Name	Type	Notes
ReplicaType	string (enum) <i>required</i>	This parameter shall contain the type of replica relationship to be created (e.g., Clone, Mirror, Snap). <i>For the possible property values, see ReplicaType in Property details.</i>
ReplicaUpdateMode	string (enum) <i>required</i>	This parameter shall specify the replica update mode. <i>For the possible property values, see ReplicaUpdateMode in Property details.</i>
TargetStoragePool	string <i>required</i>	This parameter shall contain the Uri to the existing StoragePool in which to create the target volume.
VolumeName	string <i>optional</i>	This parameter shall contain the Name for the target volume.

9.5.37.9 ForceEnable (v1.5+)

9.5.37.9.1 Description

This action shall request the system to force the volume to enabled state regardless of data loss scenarios.

9.5.37.9.2 Action URIs

/redfish/v1/CompositionService/ResourceBlocks/{ResourceBlockId}/Storage/{StorageId}/Volumes/{VolumeId}/Actions/Volume.ForceEnable
/redfish/v1/CompositionService/ResourceBlocks/{ResourceBlockId}/Systems/{ComputerSystemId}/Storage/{StorageId}/Volumes/{VolumeId}/Actions/Volume.ForceEnable
/redfish/v1/ResourceBlocks/{ResourceBlockId}/Storage/{StorageId}/Volumes/{VolumeId}/Actions/Volume.ForceEnable
/redfish/v1/ResourceBlocks/{ResourceBlockId}/Systems/{ComputerSystemId}/Storage/{StorageId}/Volumes/{VolumeId}/Actions/Volume.ForceEnable
/redfish/v1/Storage/{StorageId}/ConsistencyGroups/{ConsistencyGroupId}/Volumes/{VolumeId}/Actions/Volume.ForceEnable
/redfish/v1/Storage/{StorageId}/FileSystems/{FileSystemId}/CapacitySources/{CapacitySourceId}/ProvidingVolumes/{VolumeId}/Actions/Volume.ForceEnable
/redfish/v1/Storage/{StorageId}/StoragePools/{StoragePoolId}/AllocatedVolumes/{VolumeId}/Actions/Volume.ForceEnable
/redfish/v1/Storage/{StorageId}/StoragePools/{StoragePoolId}/CapacitySources/{CapacitySourceId}/ProvidingVolumes/{VolumeId}/Actions/Volume.ForceEnable
/redfish/v1/Storage/{StorageId}/Volumes/{VolumeId}/Actions/Volume.ForceEnable
/redfish/v1/StorageServices/{StorageServiceId}/ConsistencyGroups/{ConsistencyGroupId}/Volumes/{VolumeId}/Actions/Volume.ForceEnable
/redfish/v1/StorageServices/{StorageServiceId}/FileSystems/{FileSystemId}/CapacitySources/{CapacitySourceId}/ProvidingVolumes/{VolumeId}/Actions/Volume.ForceEnable
/redfish/v1/StorageServices/{StorageServiceId}/StoragePools/{StoragePoolId}/AllocatedVolumes/{VolumeId}/Actions/Volume.ForceEnable
/redfish/v1/StorageServices/{StorageServiceId}/StoragePools/{StoragePoolId}/CapacitySources/{CapacitySourceId}/ProvidingVolumes/{VolumeId}/Actions/Volume.ForceEnable
/redfish/v1/StorageServices/{StorageServiceId}/Volumes/{VolumeId}/Actions/Volume.ForceEnable
/redfish/v1/StorageServices/{StorageServiceId}/Volumes/{VolumeId}/CapacitySources/{CapacitySourceId}/ProvidingVolumes/{ProvidingVolumeId}/Actions/Volume.ForceEnable
/redfish/v1/Systems/{ComputerSystemId}/Storage/{StorageId}/ConsistencyGroups/{ConsistencyGroupId}/Volumes/{VolumeId}/Actions/Volume.ForceEnable
/redfish/v1/Systems/{ComputerSystemId}/Storage/{StorageId}/FileSystems/{FileSystemId}/CapacitySources/{CapacitySourceId}/ProvidingVolumes/{VolumeId}/Actions/Volume.ForceEnable
/redfish/v1/Systems/{ComputerSystemId}/Storage/{StorageId}/StoragePools/{StoragePoolId}/AllocatedVolumes/{VolumeId}/Actions/Volume.ForceEnable
/redfish/v1/Systems/{ComputerSystemId}/Storage/{StorageId}/StoragePools/{StoragePoolId}/CapacitySources/{CapacitySourceId}/ProvidingVolumes/{VolumeId}/Actions/Volume.ForceEnable
/redfish/v1/Systems/{ComputerSystemId}/Storage/{StorageId}/Volumes/{VolumeId}/Actions/Volume.ForceEnable

9.5.37.9.3 Action parameters

This action takes no parameters.

9.5.37.10 Initialize (v1.5+)

9.5.37.10.1 Description

This defines the name of the custom action supported on this resource. If InitializeMethod is not specified in the request body, but the property InitializeMethod is specified, the property InitializeMethod value should be used. If neither is specified, the InitializeMethod should be Foreground.

9.5.37.10.2 Action URIs

/redfish/v1/CompositionService/ResourceBlocks/{ResourceBlockId}/Storage/{StorageId}/Volumes/{VolumeId}/Actions/Volume.Initialize
/redfish/v1/CompositionService/ResourceBlocks/{ResourceBlockId}/Systems/{ComputerSystemId}/Storage/{StorageId}/Volumes/{VolumeId}/Actions/Volume.Initialize
/redfish/v1/ResourceBlocks/{ResourceBlockId}/Storage/{StorageId}/Volumes/{VolumeId}/Actions/Volume.Initialize
/redfish/v1/ResourceBlocks/{ResourceBlockId}/Systems/{ComputerSystemId}/Storage/{StorageId}/Volumes/{VolumeId}/Actions/Volume.Initialize
/redfish/v1/Storage/{StorageId}/ConsistencyGroups/{ConsistencyGroupId}/Volumes/{VolumeId}/Actions/Volume.Initialize

```
/redfish/v1/Storage/{StorageId}/FileSystems/{FileSystemId}/CapacitySources/{CapacitySourceId}/ProvidingVolumes/{VolumeId}/Actions/Volume.Initialize
/redfish/v1/Storage/{StorageId}/StoragePools/{StoragePoolId}/AllocatedVolumes/{VolumeId}/Actions/Volume.Initialize
/redfish/v1/Storage/{StorageId}/StoragePools/{StoragePoolId}/CapacitySources/{CapacitySourceId}/ProvidingVolumes/{VolumeId}/Actions/Volume.Initialize
/redfish/v1/Storage/{StorageId}/Volumes/{VolumeId}/Actions/Volume.Initialize
/redfish/v1/StorageServices/{StorageServiceId}/ConsistencyGroups/{ConsistencyGroupId}/Volumes/{VolumeId}/Actions/Volume.Initialize
/redfish/v1/StorageServices/{StorageServiceId}/FileSystems/{FileSystemId}/CapacitySources/{CapacitySourceId}/ProvidingVolumes/{VolumeId}/Actions/Volume.Initialize
/redfish/v1/StorageServices/{StorageServiceId}/StoragePools/{StoragePoolId}/AllocatedVolumes/{VolumeId}/Actions/Volume.Initialize
/redfish/v1/StorageServices/{StorageServiceId}/StoragePools/{StoragePoolId}/CapacitySources/{CapacitySourceId}/ProvidingVolumes/{VolumeId}/Actions/Volume.Initialize
/redfish/v1/StorageServices/{StorageServiceId}/Volumes/{VolumeId}/Actions/Volume.Initialize
/redfish/v1/StorageServices/{StorageServiceId}/Volumes/{VolumeId}/CapacitySources/{CapacitySourceId}/ProvidingVolumes/{VolumeId}/Actions/Volume.Initialize
/redfish/v1/Systems/{ComputerSystemId}/Storage/{StorageId}/ConsistencyGroups/{ConsistencyGroupId}/Volumes/{VolumeId}/Actions/Volume.Initialize
/redfish/v1/Systems/{ComputerSystemId}/Storage/{StorageId}/FileSystems/{FileSystemId}/CapacitySources/{CapacitySourceId}/ProvidingVolumes/{VolumeId}/Actions/Volume.Initialize
/redfish/v1/Systems/{ComputerSystemId}/Storage/{StorageId}/StoragePools/{StoragePoolId}/AllocatedVolumes/{VolumeId}/Actions/Volume.Initialize
/redfish/v1/Systems/{ComputerSystemId}/Storage/{StorageId}/StoragePools/{StoragePoolId}/CapacitySources/{CapacitySourceId}/ProvidingVolumes/{VolumeId}/Actions/Volume.Initialize
/redfish/v1/Systems/{ComputerSystemId}/Storage/{StorageId}/Volumes/{VolumeId}/Actions/Volume.Initialize
```

9.5.37.10.3 Action parameters

The parameters for the action which are included in the POST body to the URI shown in the 'target' property of the Action are summarized in [Table 150](#).

Table 150: Initialize action parameters

Parameter Name	Type	Notes
InitializeMethod	string (enum) optional	This defines the property name for the action. <i>For the possible property values, see InitializeMethod in Property details.</i>
InitializeType	string (enum) optional	This defines the property name for the action. <i>For the possible property values, see InitializeType in Property details.</i>

9.5.37.11 RemoveReplicaRelationship (v1.4+)

9.5.37.11.1 Description

This action shall be used to disable data synchronization between a source and target volume, remove the replication relationship, and optionally delete the target volume.

9.5.37.11.2 Action URIs

```
/redfish/v1/CompositionService/ResourceBlocks/{ResourceBlockId}/Storage/{StorageId}/Volumes/{VolumeId}/Actions/Volume.RemoveReplicaRelationship
/redfish/v1/CompositionService/ResourceBlocks/{ResourceBlockId}/Systems/{ComputerSystemId}/Storage/{StorageId}/Volumes/{VolumeId}/Actions/Volume.RemoveReplicaRelationship
/redfish/v1/ResourceBlocks/{ResourceBlockId}/Storage/{StorageId}/Volumes/{VolumeId}/Actions/Volume.RemoveReplicaRelationship
/redfish/v1/ResourceBlocks/{ResourceBlockId}/Systems/{ComputerSystemId}/Storage/{StorageId}/Volumes/{VolumeId}/Actions/Volume.RemoveReplicaRelationship
/redfish/v1/Storage/{StorageId}/ConsistencyGroups/{ConsistencyGroupId}/Volumes/{VolumeId}/Actions/Volume.RemoveReplicaRelationship
/redfish/v1/Storage/{StorageId}/FileSystems/{FileSystemId}/CapacitySources/{CapacitySourceId}/ProvidingVolumes/{VolumeId}/Actions/Volume.RemoveReplicaRelationship
/redfish/v1/Storage/{StorageId}/StoragePools/{StoragePoolId}/AllocatedVolumes/{VolumeId}/Actions/Volume.RemoveReplicaRelationship
/redfish/v1/Storage/{StorageId}/StoragePools/{StoragePoolId}/CapacitySources/{CapacitySourceId}/ProvidingVolumes/{VolumeId}/Actions/Volume.RemoveReplicaRelationship
/redfish/v1/Storage/{StorageId}/Volumes/{VolumeId}/Actions/Volume.RemoveReplicaRelationship
/redfish/v1/StorageServices/{StorageServiceId}/ConsistencyGroups/{ConsistencyGroupId}/Volumes/{VolumeId}/Actions/Volume.RemoveReplicaRelationship
/redfish/v1/StorageServices/{StorageServiceId}/FileSystems/{FileSystemId}/CapacitySources/{CapacitySourceId}/ProvidingVolumes/{VolumeId}/Actions/Volume.RemoveReplicaRelationship
/redfish/v1/StorageServices/{StorageServiceId}/StoragePools/{StoragePoolId}/AllocatedVolumes/{VolumeId}/Actions/Volume.RemoveReplicaRelationship
/redfish/v1/StorageServices/{StorageServiceId}/StoragePools/{StoragePoolId}/CapacitySources/{CapacitySourceId}/ProvidingVolumes/{VolumeId}/Actions/Volume.RemoveReplicaRelationship
/redfish/v1/StorageServices/{StorageServiceId}/Volumes/{VolumeId}/Actions/Volume.RemoveReplicaRelationship
/redfish/v1/StorageServices/{StorageServiceId}/Volumes/{VolumeId}/CapacitySources/{CapacitySourceId}/ProvidingVolumes/{VolumeId}/Actions/Volume.RemoveReplicaRelationship
/redfish/v1/Systems/{ComputerSystemId}/Storage/{StorageId}/ConsistencyGroups/{ConsistencyGroupId}/Volumes/{VolumeId}/Actions/Volume.RemoveReplicaRelationship
/redfish/v1/Systems/{ComputerSystemId}/Storage/{StorageId}/FileSystems/{FileSystemId}/CapacitySources/{CapacitySourceId}/ProvidingVolumes/{VolumeId}/Actions/Volume.RemoveReplicaRelationship
/redfish/v1/Systems/{ComputerSystemId}/Storage/{StorageId}/StoragePools/{StoragePoolId}/AllocatedVolumes/{VolumeId}/Actions/Volume.RemoveReplicaRelationship
/redfish/v1/Systems/{ComputerSystemId}/Storage/{StorageId}/StoragePools/{StoragePoolId}/CapacitySources/{CapacitySourceId}/ProvidingVolumes/{VolumeId}/Actions/Volume.RemoveReplicaRelationship
/redfish/v1/Systems/{ComputerSystemId}/Storage/{StorageId}/Volumes/{VolumeId}/Actions/Volume.RemoveReplicaRelationship
```

9.5.37.11.3 Action parameters

The parameters for the action which are included in the POST body to the URI shown in the 'target' property of the Action are summarized in [Table 151](#).

Table 151: RemoveReplicaRelationship action parameters

Parameter Name	Type	Notes
DeleteTargetVolume	boolean optional	This parameter shall indicate whether or not to delete the target volume as part of the operation. If not defined, the system should use its default behavior.

Parameter Name	Type	Notes
TargetVolume	string required	This parameter shall contain the Uri to the existing target volume.

9.5.37.12 ResumeReplication (v1.4+)

9.5.37.12.1 Description

This action shall be used to resume the active data synchronization between a source and target volume, without otherwise altering the replication relationship.

9.5.37.12.2 Action URIs

/redfish/v1/CompositionService/ResourceBlocks/{ResourceBlockId}/Storage/{StorageId}/Volumes/{VolumeId}/Actions/Volume.ResumeReplication
/redfish/v1/CompositionService/ResourceBlocks/{ResourceBlockId}/Systems/{ComputerSystemId}/Storage/{StorageId}/Volumes/{VolumeId}/Actions/Volume.ResumeReplication
/redfish/v1/ResourceBlocks/{ResourceBlockId}/Storage/{StorageId}/Volumes/{VolumeId}/Actions/Volume.ResumeReplication
/redfish/v1/ResourceBlocks/{ResourceBlockId}/Systems/{ComputerSystemId}/Storage/{StorageId}/Volumes/{VolumeId}/Actions/Volume.ResumeReplication
/redfish/v1/Storage/{StorageId}/ConsistencyGroups/{ConsistencyGroupId}/Volumes/{VolumeId}/Actions/Volume.ResumeReplication
/redfish/v1/Storage/{StorageId}/FileSystems/{FileSystemId}/CapacitySources/{CapacitySourceId}/ProvidingVolumes/{VolumeId}/Actions/Volume.ResumeReplication
/redfish/v1/Storage/{StorageId}/StoragePools/{StoragePoolId}/AllocatedVolumes/{VolumeId}/Actions/Volume.ResumeReplication
/redfish/v1/Storage/{StorageId}/StoragePools/{StoragePoolId}/CapacitySources/{CapacitySourceId}/ProvidingVolumes/{VolumeId}/Actions/Volume.ResumeReplication
/redfish/v1/Storage/{StorageId}/Volumes/{VolumeId}/Actions/Volume.ResumeReplication
/redfish/v1/StorageServices/{StorageServiceId}/ConsistencyGroups/{ConsistencyGroupId}/Volumes/{VolumeId}/Actions/Volume.ResumeReplication
/redfish/v1/StorageServices/{StorageServiceId}/FileSystems/{FileSystemId}/CapacitySources/{CapacitySourceId}/ProvidingVolumes/{VolumeId}/Actions/Volume.ResumeReplication
/redfish/v1/StorageServices/{StorageServiceId}/StoragePools/{StoragePoolId}/AllocatedVolumes/{VolumeId}/Actions/Volume.ResumeReplication
/redfish/v1/StorageServices/{StorageServiceId}/StoragePools/{StoragePoolId}/CapacitySources/{CapacitySourceId}/ProvidingVolumes/{VolumeId}/Actions/Volume.ResumeReplication
/redfish/v1/StorageServices/{StorageServiceId}/Volumes/{VolumeId}/Actions/Volume.ResumeReplication
/redfish/v1/StorageServices/{StorageServiceId}/Volumes/{VolumeId}/CapacitySources/{CapacitySourceId}/ProvidingVolumes/{ProvidingVolumeId}/Actions/Volume.ResumeReplication
/redfish/v1/Systems/{ComputerSystemId}/Storage/{StorageId}/ConsistencyGroups/{ConsistencyGroupId}/Volumes/{VolumeId}/Actions/Volume.ResumeReplication
/redfish/v1/Systems/{ComputerSystemId}/Storage/{StorageId}/FileSystems/{FileSystemId}/CapacitySources/{CapacitySourceId}/ProvidingVolumes/{VolumeId}/Actions/Volume.ResumeReplication
/redfish/v1/Systems/{ComputerSystemId}/Storage/{StorageId}/StoragePools/{StoragePoolId}/AllocatedVolumes/{VolumeId}/Actions/Volume.ResumeReplication
/redfish/v1/Systems/{ComputerSystemId}/Storage/{StorageId}/StoragePools/{StoragePoolId}/CapacitySources/{CapacitySourceId}/ProvidingVolumes/{VolumeId}/Actions/Volume.ResumeReplication
/redfish/v1/Systems/{ComputerSystemId}/Storage/{StorageId}/Volumes/{VolumeId}/Actions/Volume.ResumeReplication

9.5.37.12.3 Action parameters

The parameters for the action which are included in the POST body to the URI shown in the ‘target’ property of the Action are summarized in [Table 152](#).

Table 152: ResumeReplication action parameters

Parameter Name	Type	Notes
TargetVolume	string required	This parameter shall contain the Uri to the existing target volume.

9.5.37.13 ReverseReplicationRelationship (v1.4+)

9.5.37.13.1 Description

This action shall be used to reverse the replication relationship between a source and target volume.

9.5.37.13.2 Action URIs

/redfish/v1/CompositionService/ResourceBlocks/{ResourceBlockId}/Storage/{StorageId}/Volumes/{VolumeId}/Actions/Volume.ReverseReplicationRelationship
/redfish/v1/CompositionService/ResourceBlocks/{ResourceBlockId}/Systems/{ComputerSystemId}/Storage/{StorageId}/Volumes/{VolumeId}/Actions/Volume.ReverseReplicationRelationship
/redfish/v1/ResourceBlocks/{ResourceBlockId}/Storage/{StorageId}/Volumes/{VolumeId}/Actions/Volume.ReverseReplicationRelationship
/redfish/v1/ResourceBlocks/{ResourceBlockId}/Systems/{ComputerSystemId}/Storage/{StorageId}/Volumes/{VolumeId}/Actions/Volume.ReverseReplicationRelationship
/redfish/v1/Storage/{StorageId}/ConsistencyGroups/{ConsistencyGroupId}/Volumes/{VolumeId}/Actions/Volume.ReverseReplicationRelationship
/redfish/v1/Storage/{StorageId}/FileSystems/{FileSystemId}/CapacitySources/{CapacitySourceId}/ProvidingVolumes/{VolumeId}/Actions/Volume.ReverseReplicationRelationship
/redfish/v1/Storage/{StorageId}/StoragePools/{StoragePoolId}/AllocatedVolumes/{VolumeId}/Actions/Volume.ReverseReplicationRelationship
/redfish/v1/Storage/{StorageId}/StoragePools/{StoragePoolId}/CapacitySources/{CapacitySourceId}/ProvidingVolumes/{VolumeId}/Actions/Volume.ReverseReplicationRelationship
/redfish/v1/Storage/{StorageId}/Volumes/{VolumeId}/Actions/Volume.ReverseReplicationRelationship
/redfish/v1/StorageServices/{StorageServiceId}/ConsistencyGroups/{ConsistencyGroupId}/Volumes/{VolumeId}/Actions/Volume.ReverseReplicationRelationship
/redfish/v1/StorageServices/{StorageServiceId}/FileSystems/{FileSystemId}/CapacitySources/{CapacitySourceId}/ProvidingVolumes/{VolumeId}/Actions/Volume.ReverseReplicationRelationship
/redfish/v1/StorageServices/{StorageServiceId}/StoragePools/{StoragePoolId}/AllocatedVolumes/{VolumeId}/Actions/Volume.ReverseReplicationRelationship
/redfish/v1/StorageServices/{StorageServiceId}/StoragePools/{StoragePoolId}/CapacitySources/{CapacitySourceId}/ProvidingVolumes/{VolumeId}/Actions/Volume.ReverseReplicationRelationship
/redfish/v1/StorageServices/{StorageServiceId}/Volumes/{VolumeId}/Actions/Volume.ReverseReplicationRelationship
/redfish/v1/StorageServices/{StorageServiceId}/Volumes/{VolumeId}/CapacitySources/{CapacitySourceId}/ProvidingVolumes/{ProvidingVolumeId}/Actions/Volume.ReverseReplicationRelationship
/redfish/v1/Systems/{ComputerSystemId}/Storage/{StorageId}/ConsistencyGroups/{ConsistencyGroupId}/Volumes/{VolumeId}/Actions/Volume.ReverseReplicationRelationship
/redfish/v1/Systems/{ComputerSystemId}/Storage/{StorageId}/FileSystems/{FileSystemId}/CapacitySources/{CapacitySourceId}/ProvidingVolumes/{VolumeId}/Actions/Volume.ReverseReplicationRelationship
/redfish/v1/Systems/{ComputerSystemId}/Storage/{StorageId}/StoragePools/{StoragePoolId}/AllocatedVolumes/{VolumeId}/Actions/Volume.ReverseReplicationRelationship

/redfish/v1/Systems/{ComputerSystemId}/Storage/{StorageId}/StoragePools/{StoragePoolId}/CapacitySources/{CapacitySourceId}/ProvidingVolumes/{VolumeId}/Actions/Volume.ReverseReplicationRelationship /redfish/v1/Systems/{ComputerSystemId}/Storage/{StorageId}/Volumes/{VolumeId}/Actions/Volume.ReverseReplicationRelationship

9.5.37.13.3 Action parameters

The parameters for the action which are included in the POST body to the URI shown in the ‘target’ property of the Action are summarized in [Table 153](#).

Table 153: ReverseReplicationRelationship action parameters

Parameter Name	Type	Notes
TargetVolume	string <i>required</i>	This parameter shall contain the Uri to the existing target volume.

9.5.37.14 SplitReplication (v1.4+)

9.5.37.14.1 Description

This action shall be used to split the replication relationship and suspend data synchronization between a source and target volume.

9.5.37.14.2 Action URIs

/redfish/v1/CompositionService/ResourceBlocks/{ResourceBlockId}/Storage/{StorageId}/Volumes/{VolumeId}/Actions/Volume.SplitReplication
/redfish/v1/CompositionService/ResourceBlocks/{ResourceBlockId}/Systems/{ComputerSystemId}/Storage/{StorageId}/Volumes/{VolumeId}/Actions/Volume.SplitReplication
/redfish/v1/ResourceBlocks/{ResourceBlockId}/Storage/{StorageId}/Volumes/{VolumeId}/Actions/Volume.SplitReplication
/redfish/v1/ResourceBlocks/{ResourceBlockId}/Systems/{ComputerSystemId}/Storage/{StorageId}/Volumes/{VolumeId}/Actions/Volume.SplitReplication
/redfish/v1/Storage/{StorageId}/ConsistencyGroups/{ConsistencyGroupId}/Volumes/{VolumeId}/Actions/Volume.SplitReplication
/redfish/v1/Storage/{StorageId}/FileSystems/{FileSystemId}/CapacitySources/{CapacitySourceId}/ProvidingVolumes/{VolumeId}/Actions/Volume.SplitReplication
/redfish/v1/Storage/{StorageId}/StoragePools/{StoragePoolId}/AllocatedVolumes/{VolumeId}/Actions/Volume.SplitReplication
/redfish/v1/Storage/{StorageId}/StoragePools/{StoragePoolId}/CapacitySources/{CapacitySourceId}/ProvidingVolumes/{VolumeId}/Actions/Volume.SplitReplication
/redfish/v1/Storage/{StorageId}/Volumes/{VolumeId}/Actions/Volume.SplitReplication
/redfish/v1/StorageServices/{StorageServiceId}/ConsistencyGroups/{ConsistencyGroupId}/Volumes/{VolumeId}/Actions/Volume.SplitReplication
/redfish/v1/StorageServices/{StorageServiceId}/FileSystems/{FileSystemId}/CapacitySources/{CapacitySourceId}/ProvidingVolumes/{VolumeId}/Actions/Volume.SplitReplication
/redfish/v1/StorageServices/{StorageServiceId}/StoragePools/{StoragePoolId}/AllocatedVolumes/{VolumeId}/Actions/Volume.SplitReplication
/redfish/v1/StorageServices/{StorageServiceId}/StoragePools/{StoragePoolId}/CapacitySources/{CapacitySourceId}/ProvidingVolumes/{VolumeId}/Actions/Volume.SplitReplication
/redfish/v1/StorageServices/{StorageServiceId}/Volumes/{VolumeId}/Actions/Volume.SplitReplication
/redfish/v1/StorageServices/{StorageServiceId}/Volumes/{VolumeId}/CapacitySources/{CapacitySourceId}/ProvidingVolumes/{ProvidingVolumeId}/Actions/Volume.SplitReplication
/redfish/v1/Systems/{ComputerSystemId}/Storage/{StorageId}/ConsistencyGroups/{ConsistencyGroupId}/Volumes/{VolumeId}/Actions/Volume.SplitReplication
/redfish/v1/Systems/{ComputerSystemId}/Storage/{StorageId}/FileSystems/{FileSystemId}/CapacitySources/{CapacitySourceId}/ProvidingVolumes/{VolumeId}/Actions/Volume.SplitReplication
/redfish/v1/Systems/{ComputerSystemId}/Storage/{StorageId}/StoragePools/{StoragePoolId}/AllocatedVolumes/{VolumeId}/Actions/Volume.SplitReplication
/redfish/v1/Systems/{ComputerSystemId}/Storage/{StorageId}/StoragePools/{StoragePoolId}/CapacitySources/{CapacitySourceId}/ProvidingVolumes/{VolumeId}/Actions/Volume.SplitReplication
/redfish/v1/Systems/{ComputerSystemId}/Storage/{StorageId}/Volumes/{VolumeId}/Actions/Volume.SplitReplication

9.5.37.14.3 Action parameters

The parameters for the action which are included in the POST body to the URI shown in the ‘target’ property of the Action are summarized in [Table 154](#).

Table 154: SplitReplication action parameters

Parameter Name	Type	Notes
TargetVolume	string <i>required</i>	This parameter shall contain the Uri to the existing target volume.

9.5.37.15 SuspendReplication (v1.4+)

9.5.37.15.1 Description

This action shall be used to suspend active data synchronization between a source and target volume, without otherwise altering the replication relationship.

9.5.37.15.2 Action URIs

/redfish/v1/CompositionService/ResourceBlocks/{ResourceBlockId}/Storage/{StorageId}/Volumes/{VolumeId}/Actions/Volume.SuspendReplication
/redfish/v1/CompositionService/ResourceBlocks/{ResourceBlockId}/Systems/{ComputerSystemId}/Storage/{StorageId}/Volumes/{VolumeId}/Actions/Volume.SuspendReplication
/redfish/v1/ResourceBlocks/{ResourceBlockId}/Storage/{StorageId}/Volumes/{VolumeId}/Actions/Volume.SuspendReplication
/redfish/v1/ResourceBlocks/{ResourceBlockId}/Systems/{ComputerSystemId}/Storage/{StorageId}/Volumes/{VolumeId}/Actions/Volume.SuspendReplication
/redfish/v1/Storage/{StorageId}/ConsistencyGroups/{ConsistencyGroupId}/Volumes/{VolumeId}/Actions/Volume.SuspendReplication
/redfish/v1/Storage/{StorageId}/FileSystems/{FileSystemId}/CapacitySources/{CapacitySourceId}/ProvidingVolumes/{VolumeId}/Actions/Volume.SuspendReplication
/redfish/v1/Storage/{StorageId}/StoragePools/{StoragePoolId}/AllocatedVolumes/{VolumeId}/Actions/Volume.SuspendReplication
/redfish/v1/Storage/{StorageId}/StoragePools/{StoragePoolId}/CapacitySources/{CapacitySourceId}/ProvidingVolumes/{VolumeId}/Actions/Volume.SuspendReplication
/redfish/v1/Storage/{StorageId}/Volumes/{VolumeId}/Actions/Volume.SuspendReplication
/redfish/v1/StorageServices/{StorageServiceId}/ConsistencyGroups/{ConsistencyGroupId}/Volumes/{VolumeId}/Actions/Volume.SuspendReplication
/redfish/v1/StorageServices/{StorageServiceId}/FileSystems/{FileSystemId}/CapacitySources/{CapacitySourceId}/ProvidingVolumes/{VolumeId}/Actions/Volume.SuspendReplication

/redfish/v1/StorageServices/{StorageServiceId}/StoragePools/{StoragePoolId}/AllocatedVolumes/{VolumeId}/Actions/Volume.SuspendReplication
 /redfish/v1/StorageServices/{StorageServiceId}/StoragePools/{StoragePoolId}/CapacitySources/{CapacitySourceId}/ProvidingVolumes/{VolumeId}/Actions/Volume.SuspendReplication
 /redfish/v1/StorageServices/{StorageServiceId}/Volumes/{VolumeId}/Actions/Volume.SuspendReplication
 /redfish/v1/StorageServices/{StorageServiceId}/Volumes/{VolumeId}/CapacitySources/{CapacitySourceId}/ProvidingVolumes/{ProvidingVolumeId}/Actions/Volume.SuspendReplication
 /redfish/v1/Systems/{ComputerSystemId}/Storage/{StorageId}/ConsistencyGroups/{ConsistencyGroupId}/Volumes/{VolumeId}/Actions/Volume.SuspendReplication
 /redfish/v1/Systems/{ComputerSystemId}/Storage/{StorageId}/FileSystems/{FileSystemId}/CapacitySources/{CapacitySourceId}/ProvidingVolumes/{VolumeId}/Actions/Volume.SuspendReplication
 /redfish/v1/Systems/{ComputerSystemId}/Storage/{StorageId}/StoragePools/{StoragePoolId}/AllocatedVolumes/{VolumeId}/Actions/Volume.SuspendReplication
 /redfish/v1/Systems/{ComputerSystemId}/Storage/{StorageId}/StoragePools/{StoragePoolId}/CapacitySources/{CapacitySourceId}/ProvidingVolumes/{VolumeId}/Actions/Volume.SuspendReplication
 /redfish/v1/Systems/{ComputerSystemId}/Storage/{StorageId}/Volumes/{VolumeId}/Actions/Volume.SuspendReplication

9.5.37.15.3 Action parameters

The parameters for the action which are included in the POST body to the URI shown in the ‘target’ property of the Action are summarized in [Table 155](#).

Table 155: [SuspendReplication action parameters](#)

Parameter Name	Type	Notes
TargetVolume	string <i>required</i>	This parameter shall contain the Uri to the existing target volume.

9.5.37.16 Property details

9.5.37.16.1 AccessCapabilities:

The defined property values are listed in [Table 156](#). Each entry shall specify a current storage access capability. StorageAccessCapability enumeration literals may be used to describe abilities to read or write storage.

Table 156: [AccessCapabilities property values](#) ##### EncryptionTypes:

string	Description
Append	This enumeration literal shall indicate that the storage may be written only to append.
Execute	This value shall indicate that Execute access is allowed by the file share.
Read	This enumeration literal shall indicate that the storage may be read.
Streaming	This enumeration literal shall indicate that the storage may be read sequentially.
Write	This enumeration literal shall indicate that the storage may be written multiple times.
WriteOnce	This enumeration literal shall indicate that the storage may be written only once.

The defined property values are listed in [Table 157](#). This property shall contain the types of encryption used by this Volume.

Table 157: [EncryptionTypes property values](#) ##### InitializeMethod:

string	Description
ControllerAssisted	The volume is being encrypted by the storage controller entity.
NativeDriveEncryption	The volume is utilizing the native drive encryption capabilities of the drive hardware.
SoftwareAssisted	The volume is being encrypted by software running on the system or the operating system.

The defined property values are listed in [Table 158](#). This defines the property name for the action.

Table 158: [InitializeMethod property values](#) ##### InitializeType:

string	Description
Background	The volume will be available for use immediately, with data erasure and preparation to happen as background tasks.
Foreground	Data erasure and preparation tasks will complete before the volume is presented as available for use.
Skip	The volume will be available for use immediately, with no preparation.

The defined property values are listed in [Table 159](#). This defines the property name for the action.

Table 159: [InitializeType property values](#) ##### ProvisioningPolicy:

string	Description
Fast	The volume is prepared for use quickly, typically by erasing just the beginning and end of the space so that partitioning can be performed.
Slow	The volume is prepared for use slowly, typically by completely erasing the volume.

The defined property values are listed in [Table 160](#). This property shall specify the volume’s supported storage allocation policy.

Table 160: [ProvisioningPolicy property values](#) ##### RAIDType:

string	Description
Fixed	This enumeration literal specifies storage shall be fully allocated.
Thin	This enumeration literal specifies storage may be over allocated.

The defined property values are listed in [Table 161](#). This parameter shall contain the requested RAID type for the volume.

Table 161: RAIDType property values ##### ReadCachePolicy:

string	Description
None (v1.4.2+)	A placement policy with no redundancy at the device level.
RAID0	A placement policy where consecutive logical blocks of data are uniformly distributed across a set of independent storage devices without offering any form of redundancy. This is commonly referred to as data striping. This form of RAID will encounter data loss with the failure of any storage device in the set.
RAID00	A placement policy that creates a RAID 0 stripe set over two or more RAID 0 sets. This is commonly referred to as RAID 0+0. This form of data layout is not fault tolerant; if any storage device fails there will be data loss.
RAID01	A data placement policy that creates a mirrored device (RAID 1) over a set of striped devices (RAID 0). This is commonly referred to as RAID 0+1 or RAID 0/1. Data stored using this form of RAID is able to survive a single RAID 0 data set failure without data loss.
RAID1	A placement policy where each logical block of data is stored on more than one independent storage device. This is commonly referred to as mirroring. Data stored using this form of RAID is able to survive a single storage device failure without data loss.
RAID10	A placement policy that creates a striped device (RAID 0) over a set of mirrored devices (RAID 1). This is commonly referred to as RAID 1/0. Data stored using this form of RAID is able to survive storage device failures in each RAID 1 set without data loss.
RAID10E	A placement policy that uses a RAID 0 stripe set over two or more RAID 10 sets. This is commonly referred to as Enhanced RAID 10. Data stored using this form of RAID is able to survive a single device failure within each nested RAID 1 set without data loss.
RAID10Triple	A placement policy that uses a striped device (RAID 0) over a set of triple mirrored devices (RAID 1Triple). This form of RAID can survive up to two failures in each triple mirror set without data loss.
RAID1E	A placement policy that uses a form of mirroring implemented over a set of independent storage devices where logical blocks are duplicated on a pair of independent storage devices so that data is uniformly distributed across the storage devices. This is commonly referred to as RAID 1 Enhanced. Data stored using this form of RAID is able to survive a single storage device failure without data loss.
RAID1Triple	A placement policy where each logical block of data is mirrored three times across a set of three independent storage devices. This is commonly referred to as three-way mirroring. This form of RAID can survive two device failures without data loss.
RAID3	A placement policy using parity-based protection where logical bytes of data are uniformly distributed across a set of independent storage devices and where the parity is stored on a dedicated independent storage device. Data stored using this form of RAID is able to survive a single storage device failure without data loss. If the storage devices use rotating media, they are assumed to be rotationally synchronized, and the data stripe size should be no larger than the exported block size.
RAID4	A placement policy using parity-based protection where logical blocks of data are uniformly distributed across a set of independent storage devices and where the parity is stored on a dedicated independent storage device. Data stored using this form of RAID is able to survive a single storage device failure without data loss.
RAID5	A placement policy using parity-based protection for storing stripes of 'n' logical blocks of data and one logical block of parity across a set of 'n+1' independent storage devices where the parity and data blocks are interleaved across the storage devices. Data stored using this form of RAID is able to survive a single storage device failure without data loss.
RAID50	A placement policy that uses a RAID 0 stripe set over two or more RAID 5 sets of independent storage devices. Data stored using this form of RAID is able to survive a single storage device failure within each RAID 5 set without data loss.
RAID6	A placement policy using parity-based protection for storing stripes of 'n' logical blocks of data and two logical blocks of independent parity across a set of 'n+2' independent storage devices where the parity and data blocks are interleaved across the storage devices. Data stored using this form of RAID is able to survive any two independent storage device failures without data loss.
RAID60	A placement policy that uses a RAID 0 stripe set over two or more RAID 6 sets of independent storage devices. Data stored using this form of RAID is able to survive two device failures within each RAID 6 set without data loss.
RAID6TP	A placement policy that uses parity-based protection for storing stripes of 'n' logical blocks of data and three logical blocks of independent parity across a set of 'n+3' independent storage devices where the parity and data blocks are interleaved across the storage devices. This is commonly referred to as Triple Parity RAID. Data stored using this form of RAID is able to survive any three independent storage device failures without data loss.

The defined property values are listed in [Table 162](#). This property shall contain a boolean indicator of the read cache policy for the Volume.

Table 162: ReadCachePolicy property values ##### ReplicaType:

string	Description
AdaptiveReadAhead	A caching technique in which the controller dynamically determines whether to pre-fetch data anticipating future read requests, based on previous cache hit ratio.
Off	The read cache is disabled.
ReadAhead	A caching technique in which the controller pre-fetches data anticipating future read requests.

The defined property values are listed in [Table 163](#). This parameter shall contain the type of replica relationship to be created (e.g., Clone, Mirror, Snap).

Table 163: ReplicaType property values ##### ReplicaUpdateMode:

string	Description
Clone	This enumeration literal shall indicate that replication shall create a point in time, full copy the source.
Mirror	This enumeration literal shall indicate that replication shall create and maintain a copy of the source.
Snapshot	This enumeration literal shall indicate that replication shall create a point in time, virtual copy of the source.
TokenizedClone	This enumeration literal shall indicate that replication shall create a token based clone.

The defined property values are listed in [Table 164](#). This parameter shall specify the replica update mode.

Table 164: [ReplicaUpdateMode property values](#) ##### VolumeType:

string	Description
Active	This enumeration literal shall indicate Active-Active (i.e. bidirectional) synchronous updates.
Adaptive	This enumeration literal shall indicate that an implementation may switch between synchronous and asynchronous modes.
Asynchronous	This enumeration literal shall indicate Asynchronous updates.
Synchronous	This enumeration literal shall indicate Synchronous updates.

The defined property values are listed in [Table 165](#). This property shall contain the type of the associated Volume.

Table 165: [VolumeType property values](#) ##### VolumeUsage:

string	Description
Mirrored	The volume is a mirrored device.
NonRedundant	The volume is a non-redundant storage device.
RawDevice	The volume is a raw physical device without any RAID or other virtualization applied.
SpannedMirrors	The volume is a spanned set of mirrored devices.
SpannedStripesWithParity	The volume is a spanned set of devices which uses parity to retain redundant information.
StripedWithParity	The volume is a device which uses parity to retain redundant information.

The defined property values are listed in [Table 166](#). This property shall contain the volume usage type for the Volume.

Table 166: [VolumeUsage property values](#) ##### WriteCachePolicy:

string	Description
CacheOnly	The volume shall be allocated for use as a non-consumable cache only volume.
Data	The volume shall be allocated for use as a consumable data volume.
ReplicationReserve	The volume shall be allocated for use as a non-consumable reserved volume for replication use.
SystemData	The volume shall be allocated for use as a consumable data volume reserved for system use.
SystemReserve	The volume shall be allocated for use as a non-consumable system reserved volume.

The defined property values are listed in [Table 167](#). This property shall contain a boolean indicator of the write cache policy for the Volume.

Table 167: [WriteCachePolicy property values](#) ##### WriteCacheState:

string	Description
Off (<i>v1.4.1+</i>)	Indicates that the write cache shall be disabled.
ProtectedWriteBack	A caching technique in which the completion of a write request is signaled as soon as the data is in cache, and actual writing to non-volatile media is guaranteed to occur at a later time.
UnprotectedWriteBack	A caching technique in which the completion of a write request is signaled as soon as the data is in cache; actual writing to non-volatile media is not guaranteed to occur at a later time.
WriteThrough	A caching technique in which the completion of a write request is not signaled until data is safely stored on non-volatile media.

The defined property values are listed in [Table 168](#). This property shall contain the WriteCacheState policy setting for the Volume.

Table 168: [WriteCacheState property values](#) ##### WriteHoleProtectionPolicy:

string	Description
Degraded	Indicates an issue with the cache state in which the cache space is diminished or disabled due to a failure or an outside influence such as a discharged battery.
Protected	Indicates that the cache state type in use generally protects write requests on non-volatile media.
Unprotected	Indicates that the cache state type in use generally does not protect write requests on non-volatile media.

The defined property values are listed in [Table 169](#). This property specifies the policy that is enabled to address the write hole issue on the RAID volume. If no policy is enabled at the moment, this property shall be set to 'Off'.

Table 169: [WriteHoleProtectionPolicy property values](#)

string	Description
DistributedLog	The policy that distributes additional log (e.g. checksum of the parity) among the volume's capacity sources to address write hole issue. Additional data is used to detect data corruption on the volume.
Journaling	The policy that uses separate block device for write-ahead logging to address write hole issue. All write operations on the RAID volume are first logged on dedicated journaling device that is not part of the volume.
Oem	The policy that is Oem specific. The mechanism details are unknown unless provided separately by the Oem.
Off	The support for addressing the write hole issue is disabled. The volume is not performing any additional activities to close the RAID write hole.

9.5.38 VolumeCollection

9.5.38.1 URIs

```
/redfish/v1/CompositionService/ResourceBlocks/{ResourceBlockId}/Storage/{StorageId}/Volumes
/redfish/v1/CompositionService/ResourceBlocks/{ResourceBlockId}/Systems/{ComputerSystemId}/Storage/{StorageId}/Volumes
/redfish/v1/ResourceBlocks/{ResourceBlockId}/Storage/{StorageId}/Volumes /redfish/v1/ResourceBlocks/{ResourceBlockId}/Systems/{ComputerSystemId}/Storage/{StorageId}/Volumes
/redfish/v1/Storage/{StorageId}/ConsistencyGroups/{ConsistencyGroupId}/Volumes
/redfish/v1/Storage/{StorageId}/FileSystems/{FileSystemId}/CapacitySources/{CapacitySourceId}/ProvidingVolumes
/redfish/v1/Storage/{StorageId}/StoragePools/{StoragePoolId}/AllocatedVolumes
/redfish/v1/Storage/{StorageId}/StoragePools/{StoragePoolId}/CapacitySources/{CapacitySourceId}/ProvidingVolumes /redfish/v1/Storage/{StorageId}/Volumes
/redfish/v1/StorageServices/{StorageServiceId}/ConsistencyGroups/{ConsistencyGroupId}/Volumes
/redfish/v1/StorageServices/{StorageServiceId}/FileSystems/{FileSystemId}/CapacitySources/{CapacitySourceId}/ProvidingVolumes
/redfish/v1/StorageServices/{StorageServiceId}/StoragePools/{StoragePoolId}/AllocatedVolumes
/redfish/v1/StorageServices/{StorageServiceId}/StoragePools/{StoragePoolId}/CapacitySources/{CapacitySourceId}/ProvidingVolumes
/redfish/v1/StorageServices/{StorageServiceId}/Volumes /redfish/v1/StorageServices/{StorageServiceId}/Volumes/{VolumeId}/CapacitySources/{CapacitySourceId}/ProvidingVolumes
/redfish/v1/Systems/{ComputerSystemId}/Storage/{StorageId}/ConsistencyGroups/{ConsistencyGroupId}/Volumes
/redfish/v1/Systems/{ComputerSystemId}/Storage/{StorageId}/FileSystems/{FileSystemId}/CapacitySources/{CapacitySourceId}/ProvidingVolumes
/redfish/v1/Systems/{ComputerSystemId}/Storage/{StorageId}/StoragePools/{StoragePoolId}/AllocatedVolumes
/redfish/v1/Systems/{ComputerSystemId}/Storage/{StorageId}/StoragePools/{StoragePoolId}/CapacitySources/{CapacitySourceId}/ProvidingVolumes
/redfish/v1/Systems/{ComputerSystemId}/Storage/{StorageId}/Volumes
```

9.5.38.2 Properties

The properties defined for the VolumeCollection schema are summarized in [Table 170](#).

Table 170: VolumeCollection properties

Property	Type	Notes
Description	string <i>read-only</i> <i>(null)</i>	This object represents the description of this resource. The resource values shall comply with the Redfish Specification-described requirements.
Members [{	array	The value of each member entry shall reference a Volume resource.
@odata.id	string <i>read-only</i>	Link to a Volume resource. See the Links section and the <i>Volume</i> schema for details.
}]		
Members@odata.nextLink	string (URI) <i>read-only</i>	The value of this property shall be a URI to a resource, with the same @odata.type, containing the next set of partial members.
Name	string <i>read-only</i>	This object represents the name of this resource or array member. The resource values shall comply with the Redfish Specification-described requirements. This string value shall be of the 'Name' reserved word format.
Oem {}	object	This property shall contain the OEM extensions. All values for properties contained in this object shall conform to the Redfish Specification-described requirements. For property details, see Oem.

Annex A: Bibliography

A.1 Overview

The following referenced documents provide important support for the application of this document. For dated references, only the edition cited applies. For undated references, the latest edition of the referenced document (including any amendments) applies.

A.2 Informational references

The informational references are summarized in [Table A.1](#).

Table A.1: Informational References, cont.

Tag	Title (Version)	Author	URL
Profiles	Swordfish Profile Bundle Working Draft	SNIA	https://www.snia.org/forums/smi/swordfish (https://www.snia.org/forums/smi/swordfish)
TLS	TLS Specification for Storage Systems	SNIA	https://www.snia.org/tech_activities/standards/curr_standards/tls (https://www.snia.org/tech_activities/standards/curr_standards/tls)